

1969 CORVAIR

Putting you first, keeps us first 





Front Cover: Monza Sport Coupe above: Monza Convertible

THE RUGGED, RELIABLE, THRIFTY CORVAIR... STILL AMERICA'S ONLY REAR ENGINE CAR

Here's the new 1969 Corvair, the car that has a little something for everybody and a great deal more for those who appreciate proven durability, practicality and economy. America has never produced anything like it.


And the nimble, road-sure Corvair offers even more good things for 1969. Among them: two new front seat head restraints, new more comfortable bucket seats in Monza models and a big, handsome new array of colors, inside and out.

Corvair owners have come to love its rear-engine traction and stability along with the smart performance of its thrifty air-cooled sixes. Small wonder Corvair has such a devoted following. Drive it and see why.



above: Monza Sport Coupe (also available: Corvair 500 Sport Coupe)

below: Bucket seats upholstered in rich pattern vinyl are standard in Monza.



HERE'S WHAT THE CORVAIR IS ALL ABOUT

CHASSIS-SUSPENSION-REAR AXLE. Unitized body-frame construction. Fully independent front and rear suspension. Coil springs front and rear. **ENGINE.** Rear-mounted, horizontally opposed six, air-cooled with aluminum construction. Impressive durability and reliability. **TRANSMISSION.** Fully synchronized 3-speed transmission standard, 4-speed and automatic Powerglide available. **LUGGAGE COMPARTMENT.** Up front naturally.

And some touches you can add to make it more like home

SIMULATED WIRE WHEEL COVERS. So close you can hardly tell them from the real thing. Make any Corvair sportster even more sporty. Bright metal finish.

AM/FM RADIO. Enjoy the whole spectrum of broadcast entertainment with this high-quality all-transistor radio. Also available: AM push-button radio with manual antenna.

REAR DECK LUGGAGE CARRIER. A smart, bright-finished rack that can be easily mounted on the rear deck. Expands the luggage carrying capacity of any Corvair.

AND MANY OTHERS SUCH AS:


- Auxiliary lighting group with ashtray light, instrument panel courtesy light, glove compartment light, luggage compartment light and under-hood light
- Special purpose front and rear suspension
- Special quicker ratio steering
- Positraction rear axle
- Remote-control outside rearview mirror
- Whitewall tires
- Telescopically adjustable steering column
- Door edge guards
- Front and rear bumper guards
- AM radio
- Fold-down rear seat for 500 Sport Coupe
- Windshield-mounted auto compass
- Electric clock
- Power top on Convertible
- 4-speed transmission.

Plus GM's bundle of safety features


- Energy-absorbing steering column
- Seat belts with pushbutton buckles for all passenger positions
- Shoulder belts with pushbutton buckles and special storage provision for driver and right front passenger (except Convertibles)
- Two front seat head restraints
- Passenger-guard door locks
- Four-way hazard warning flasher
- Dual master cylinder brake system with warning light and corrosion-resistant brake lines
- Front seat back latches
- Dual-speed windshield wipers and washer
- Dual-action safety hood latch
- Outside rearview mirror
- Back-up lights
- Side marker lights and parking lights that illuminate with headlights
- Energy-absorbing instrument panel, padded sun visors
- Reduced-glare instrument panel top, inside windshield moldings, steering wheel hub, and windshield wiper arms and blades
- Wide inside day-night mirror with deflecting base
- Lane-change feature in direction signal control
- Safety armrests
- Thick laminate windshield
- Soft, low-profile window control knobs, coat hooks, dome light
- Padded front seat back tops
- Smooth contoured door and window regulator handles
- Anti-theft ignition key warning buzzer
- Tire safety rim
- Safety door latches and hinges
- Uniform shift quadrant
- Snag-resistant steering wheel hardware
- Non-projecting wheel nuts, discs and caps
- Improved glove compartment door latch
- Cargo-guard luggage compartment.

ENGINE	TRANSMISSION	REAR AXLE RATIO (1)*	
		Std.	Optional
Turbo-Air 164 164-Cu.-In. Six 95 HP @ 3600 2-1 bbl. carb. 8.25:1 C.R. Regular Fuel	3-Speed (3.11:1 Low)	3.55	—
	4-Speed (3.11:1 Low)	—	—
	Powerglide	3.27	3.55
Turbo-Air 164 164-Cu.-In. Six 110 HP @ 4400 2-1 bbl. carb. 9.25:1 C.R. Premium Fuel RPO L62	3-Speed (3.11:1 Low)	3.27	3.55
	4-Speed (3.11:1 Low)	—	—
	Powerglide	3.55	—
Turbo-Air 164 164-Cu.-In. Six 140 HP @ 5200 2-1 bbl. carb. 4-1 bbl. carb. Premium Fuel RPO L63	3-Speed (3.11:1 Low)	—	—
	4-Speed (3.11:1 Low)	3.55	—
	Powerglide	—	—

*Positraction optional for all ratios.



Simulated Wire Wheel Covers



AM/FM Radio



Rear Deck Luggage Carrier



All illustrations and specifications contained in this literature are based on the latest product information available at the time of publication approval. The right is reserved to make changes at any time without notice in prices, colors, materials, equipment, specifications and models, and to discontinue models. Chevrolet Motor Division, General Motors Corporation, Detroit, Michigan 48202.

LITHO IN U.S.A.

