


2005

# ELEMENT



Honda

open your **options**





functionality **to the extreme**

**The Honda Element is all about one thing – getting you and your gear where you want to be, when you want to be there. So it comes with all kinds of ways to make it happen. And for 2005, you get more choices for how it looks doing it. Just load, aim and hit the road.**



be **out there**



Element 4WD EX shown in Nighthawk Black Pearl with accessory roof rack.



360° vents

270-watt audio system

speakers including subwoofer

dual-stage front airbags

oversized climate-control knobs

big storage bins

cruise control

gadget-guru's MP3/digital media jack

room to snooze

non-slip storage shelf

instrument panel-mounted shifter

adjustable steering column

crud-resistant seat fabric

Element 4WD EX interior shown in Gray/Blue.



scenery TBD

old-school navigation system

theatre-style, removable  
flip-up rear seats

12-volt accessory plug in back

cargo hooks (all this junk has to be tied  
down when you drive, of course)

emergency paper products

reclining front seats

room for all your gear (77 cubic feet max! -  
bigger than some dorm rooms)

urethane-coated utility floor

Element EX interior shown in Gray/Blue.



The Element is big on function. Road trips. Mountain biking. Surfing. Camping. Even extreme napping. The Element can get you there and back, and be your base camp in between. The clamshell tailgate and side cargo doors allow easy loading. Arrange the seats to make enough room to toss in all your gear. And you don't have to be all gentle about it. Throw in your muddy, snowy, sandy, funky stuff. The waterproof and stain-resistant FXC™ (Fabric for Extreme Conditions) seating surfaces and a low, flat wipe-down urethane-coated utility floor can take the abuse. There are plenty of tie-down points to keep cargo secure, flexible seatback bungees (EX) to store extras and a removable skylight (4WD) for even more breathing room. So what's your first move?



*Blue  
Ribbon*  
**COIN-OP  
LAUNDRY**

**75¢**

**DRY**

**WASH**



Element EX shown in Satin Silver Metallic.





fuel **up**

Element 4WD EX shown in Rallye Red with accessory roof rack and surfboard attachment.

window down

No cranks here. The Element's power windows get you in touch with the outside world fast. And the smooth driver-side auto-up/down feature lets your fingers quickly move on to other things.

radio down

Say what? It's hard enough to order food at a drive-through without all those audio watts filling the air.



pull up

Roll up to the window and slide the shifter into park. It's high up, for more space down low. And placed so it's easy to grab, slick to shift.

pay up


Just a few cents short? Check the Element's handy non-slip shelf or overhead compartment (EX). How about in the door-pocket bins? There's a nickel in there somewhere.

split the food up

No need to worry about running out of places to put the food. There are beverage holders up in front and in back, and plenty of console space, too.

chow down

Park it. Turn the tunes back up. Eat. Drink. Spill. No worries. The waterproof seat fabric and wipe-down floor make for super-quick and easy cleanups.





**slick shift**

**Choose the control of the standard 5-speed or the ease of the 4-speed automatic. Either way, the shifter is placed high on the instrument panel so it's easy to get a grip.**

**driver-focused interior**

**Inside, the Element is built around the driver. You get in, and everything's right where you need it. Good thing it's comfortable, because you'll want to spend lots of time here.**



# 270

**turn it up**

**Standard in Element EX is one serious stereo. It has a 270-watt amplifier and seven speakers, including a Dynamic Linear Phase subwoofer for monster bass. There's an AM/FM tuner, a CD player that can play MP3 and Windows Media® Audio® (WMA) discs, and an MP3/digital media auxiliary jack. Plus, it has XM® Satellite Radio¹ to deliver over 120 channels of digital-quality sound coast to coast.**



**All 68 music channels are commercial-free, and there's instant traffic and weather channels, too.**

**no sweat**

**The straightforward climate controls make it easy for you to stay comfortable. The knobs are oversized so you can turn them even with gloves on. And every Element model has standard air conditioning with air filtration.**

keep your ears happy  
Go with an Element LX, and tunes come along for the ride as well. This 4-speaker system features an AM/FM tuner plus a CD player. And if you care what time it is, check the clock.



stow it

The Element has plenty of smart places to keep things close at hand. The console storage, an overhead compartment (EX) and side storage bins give you lots of space for stuff like CDs, lip balm, keys, sunglasses, water bottles, maps or an extra pair of clean boxers.

dialed in

The Element's big analog gauges feature anti-glare lenses, and come in different hues to match the interior you choose. They're easy to read, so you can take a quick glance and keep your eyes focused on more important things, like the road.

Drive responsibly. State laws prohibit distracted driving.



Element 4WD EX shown in Galapagos Green Metallic with accessory roof rack, fog lights and aftermarket kayak attachment.



power up

### big motivation

The 2.4-liter i-VTEC® engine has advanced features like an aluminum-alloy block and head. And it pumps out 160 horses, enough guts to take you just about anywhere you need to be. When you literally need to haul, you can count on a 1,500-lb. towing capacity.\* The Element also qualifies as a Low-Emission Vehicle (LEV-2). But maybe the best thing about what the Element has under its hood is that you hardly ever have to think about it. You can go for 110,000 miles before the first tune-up.\*

\*Does not apply to fluid and filter changes. See your owner's manual for details.

# 160

### balanced power


The Element's advanced 16-valve DOHC engine design provides the best of all worlds. Power whenever you need it. Twin balance shafts for smooth, quiet running. And legendary Honda fuel efficiency.

### i-VTEC gives it grunt

It might sound complex, but it has a simple purpose. The latest version of Honda's variable valve timing and lift electronic control, i-VTEC ("i" is for intelligent) helps produce more torque at lower engine speeds, and more peak horsepower at high revs.

### sophisticated suspension

The Element has advanced 4-wheel independent suspension that smooths out the bumps. Yet handling and steering control still feel direct and precise. In fact, its road manners are probably way better than yours.




make **tracks**



Element 4WD EX shown in Fiji Blue Pearl with accessory roof rack and snowboard attachment.

## serious **safety** features



star-quality safety rating

**The NHTSA has awarded the Element five stars in frontal crash-test ratings\*—the best possible for frontal impacts. But then, safety is always a priority in the minds of Honda's engineers. And while the Element may not have conventional side B-pillars, extremely strong vertical beams are formed when the stoutly reinforced side cargo doors are closed and connect with the Element's reinforced frame, side sills and roof. It all adds up to a seriously tough passenger compartment.**

\*National Highway Traffic Safety Administration frontal crash test, March 2003.

safe where you leave it

**An Immobilizer Theft-Deterrent System is standard equipment, to keep your Element safe in the "better keep your hands off my truck" sense of the term.**



stop it

**The EX model's 4-wheel anti-lock brakes (ABS) help prevent wheel lockup, to help maintain steering control during hard braking. And Element EX's Electronic Brake Distribution (EBD) system adjusts front-to-rear brake effort to enhance vehicle control and stability.**



Front airbags inflate and deflate in a fraction of a second.

dual-stage, dual-threshold front airbags

**On top of 3-point seat belts, the front airbags—and on EX models, front side airbags—provide added protection in the event of a sufficient impact. And dual-stage, dual-threshold technology enables the front airbags (SRS)\* to deploy at one of two rates and thresholds, depending on the force of the impact and seat-belt use.**

\*Honda reminds you and your passengers to always buckle up.



Element 4WD EX shown in Shoreline Mist Metallic with accessory roof rack and aftermarket fork-mount attachment.

it's a no-brainer

**Two wheels, or four wheels? It doesn't take a whole lot of deliberation when snowy paths or rocky roads are part of your journey. The Real Time™ 4-wheel drive on available models engages when the going gets rough and you need more traction. When the sophisticated system senses wheel slippage, it automatically sends power to the rear wheels, getting you right through that tough, tricky terrain. No buttons. No stopping.**



wash and wear



Element 4WD EX shown in Satin Silver Metallic with accessory roof rack

live **wide open**



**bolt on** the extras



make it fit even better

Whether you're starting with an Element EX or LX, your dealer has plenty of ways that you can make your Element more like your idea of perfection. For instance, you can add the Sport Package, with handy side steps, a fog-light kit and a tailgate air deflector to add functional good looks.

dealer-installed\* by the package or piece

Go for the Convenience Package, and get carpeted floor mats, a cargo cover and a cargo net. The Element Lifestyle Package outfits your automatic-equipped vehicle with a roof rack, door visors, a driver-side armrest with storage, a and a handy tailgate seatback perfect for lounging. Or just get individual items at your Honda dealer—whatever makes your Element perfect.



all-season seat covers



interior bike attachment



roof rack



tailgate seatback

# 2005 Honda Element Specifications and Features

## colors

exterior (composite panels)	LX interior	EX interior
Cargo Khaki (Gray)*	Black/Gray	Gray/Black
Fiji Blue Pearl (Gray)		Gray/Blue
Galapagos Green Metallic (Gray)	Gray/Green	Gray/Green
Magnesium Metallic (Black)		Black/Gray
Nighthawk Black Pearl (Black)		Black/Gray
Nighthawk Black Pearl (Gray)	Black/Gray	
Rallye Red (Black)		Black/Gray
Satin Silver Metallic (Blue)†		Gray/Blue
Satin Silver Metallic (Gray)	Gray/Blue	
Sunset Orange Pearl (Gray)	Black/Gray	Black/Gray

\*Limited production. †Available Spring 2005.

## HONDA

### Financial Services

Whether you buy or lease, Honda Financial Services can help you with the process. And the College Graduate Program offers recent graduates flexible and competitive financing, leasing and purchasing packages on any new or Certified Used Honda. Ask your dealer for details.

## HONDA Care

Honda Care™ is a comprehensive and affordable vehicle and travel protection plan that is backed by Honda reliability, service and parts. See your Honda dealer for more information.

<sup>1</sup>XM™ subscription sold separately. XM™ Satellite Radio is available only in the 48 contiguous United States. The XM name is a registered trademark of XM Satellite Radio, Inc. See your Honda dealer for subscription details. <sup>2</sup>Carrying too much cargo or improperly storing it can affect the handling, stability and operation of the vehicle. Before carrying any cargo, be sure to consult the owner's manual for load limits and loading guidelines. <sup>3</sup>FXC™ is a trademark of Milliken & Company. <sup>4</sup>Windows Media™ Audio is a trademark of Microsoft® Corporation. <sup>5</sup>Towing requires the addition of the Honda accessory trailer hitch and hitch ball. Refer to the owner's manual for additional towing information. <sup>6</sup>**3-Year/36,000-Mile Limited Warranty:** Ordinary maintenance or adjustments, parts subject to normal wear and replacement, and certain items are excluded. See your Honda dealer for terms and conditions of this limited warranty. Covers accessories installed at time of new-vehicle purchase. <sup>7</sup>Based on 2004 EPA mileage estimates. Final 2005 EPA mileage estimates were not available at the time of printing. Use for comparison purposes only. Actual mileage may vary. **Always use seat belts and appropriate child seats. Children 12 and under are safest when properly restrained in the rear seat.** Specifications, features, illustrations and equipment shown in this brochure are based upon the latest available information at the time of printing. Although descriptions are believed to be correct, accuracy cannot be guaranteed. American Honda Motor Co., Inc., reserves the right to make changes at any time, without notice or obligation, in colors, specifications, accessories, materials and models. Some vehicles may be shown with optional equipment. Available = Optional. All images contained herein are either owned by American Honda Motor Co., Inc., or used under a valid license. It is a violation of federal law to reproduce these images without express written permission from American Honda Motor Co., Inc., or the individual copyright owner of such images. Honda Financial Services is a DBA of American Honda Financial Corp. Honda, the H-mark symbol, Honda Care, i-VTEC and Real Time are trademarks of Honda Motor Co., Ltd. ©2004 American Honda Motor Co., Inc.

## engineering

	LX	EX
Engine Type	In-Line 4-Cylinder	In-Line 4-Cylinder
Engine Block/Cylinder Head	Aluminum-Alloy	Aluminum-Alloy
Displacement (cc)	2354	2354
Horsepower @ rpm (SAE net)	160 @ 5500	160 @ 5500
Torque (lb.-ft. @ rpm)	161 @ 4500	161 @ 4500
Compression Ratio	9.7:1	9.7:1
Valve Train	16-Valve DOHC i-VTEC®	16-Valve DOHC i-VTEC
Multi-Point Fuel Injection	•	•
Drivetrain	2WD or Real Time™ 4-Wheel Drive	2WD or Real Time 4-Wheel Drive
CARB Emissions Rating	LEV-2	LEV-2
Direct Ignition System with Immobilizer	•	•
110,000-Mile Tune-Up Interval*	•	•

## transmissions

5-Speed Manual Transmission		
Gear Ratios: 1st: 3.533, 2nd: 2.042, 3rd: 1.355, 4th: 1.028, 5th: 0.825, Reverse: 3.583, Final Drive: 4.765	•	•
4-Speed Automatic Transmission		
Gear Ratios: 1st: 2.684, 2nd: 1.535, 3rd: 1.081, 4th: 0.733, Reverse: 2.000, Final Drive: 4.438	Available	Available

## body/suspension/chassis

Unit-Body Construction	•	•
Control-Link MacPherson Strut Front Suspension	•	•
Compact Double Wishbone Rear Suspension	•	•
Stabilizer Bar (mm, front/rear)	30.0/21.0	30.0/21.0
Variable-Assist Power Rack-and-Pinion Steering	•	•
Turning Diameter, Curb-to-Curb (ft.)	34.9	34.9
Power-Assisted 4-Wheel Disc Brakes	•	•
Wheels	16" with Full Covers	16" Alloy
All-Season Tires	P215/70 R16 99S	P215/70 R16 99S

## EPA mileage estimates<sup>7</sup>/fuel capacity

5-Speed Manual (City/Highway; 2WD)	21/26	21/26
4-Speed Automatic (City/Highway; 2WD)	22/26	22/26
5-Speed Manual (City/Highway; 4WD)	21/24	21/24
4-Speed Automatic (City/Highway; 4WD)	21/24	21/24
Fuel (gal.)	15.9	15.9
Required Fuel	Regular Unleaded	Regular Unleaded

## instrumentation

Digital Odometer and Digital Trip Meters (2)	•	•
Tailgate-Open Indicator Light	•	•
Fuel and Coolant Temperature Gauges	•	•
Low-Fuel Indicator Light	•	•

\*Does not apply to oil and filter changes. See your owner's manual for details.

## safety

	LX	EX
3-Point Seat Belts at All Seating Positions	•	•
Front 3-Point Seat Belts w/Automatic Tensioning System	•	•
Adjustable Seat Belt Anchors	•	•
Dual-Stage, Dual-Threshold Front Airbags (SRS)	•	•
Front Side Airbags with Passenger-Side Occupant Position Detection System (OPDS)		•
Anti-Lock Braking System (ABS)		•
Electronic Brake Distribution System (EBD)		•
Side-Impact Door Beams	•	•
Lower Anchors and Tethers for Children (LATCH)	•	•
Immobilizer Theft-Deterrent System	•	•

## exterior measurements

Wheelbase (in.)	101.4	101.4
Length (in.)	169.3	169.3
Height (in.)	70.4	70.4
Width (in.)	71.5	71.5
Track (in., front/rear)	62.1/62.3	62.1/62.3
Minimum Ground Clearance (in.)	6.9	6.9
Curb Weight (lbs., 2WD MT/2WD AT)	3371/3428	3400/3450
Curb Weight (lbs., 4WD MT/4WD AT)	3508/3565	3536/3587
Towing Capacity <sup>5</sup> (lbs.)	1500	1500

## interior measurements

Headroom (in., front/rear; 2WD)	43.3/38.0	43.3/38.0
Headroom (in., front/rear; 4WD)	43.3/39.4	43.3/39.4
Legroom (in., front/rear)	41.0/39.1	41.0/39.1
Shoulder Room (in., front/rear)	57.1/52.2	57.1/52.2
Hiproom (in., front/rear)	55.0/47.6	55.0/47.6
Cargo Volume <sup>2</sup> (cu. ft., behind 2nd row; 2WD/4WD)	25.1/25.9	25.1/25.9
Cargo Volume <sup>2</sup> (cu. ft., maximum; 2WD/4WD)	74.6/77.1	74.6/77.1
Passenger Volume (cu. ft.; 2WD/4WD)	103.6/105.4	103.6/105.4
Seating Capacity	4	4

## exterior features

Removable Skylight with Tilt Feature	4WD Models Only	4WD Models Only
Side Cargo Doors	•	•
2-Speed/Intermittent Windshield Wipers	•	•
Rear Window Wiper/Washer	•	•
Remote Entry System	Available	•
Dual Power Mirrors	•	•
Rear Privacy Glass	•	•
Clamshell Tailgate	•	•
Multi-Reflector Halogen Headlights	•	•
Chrome Exhaust Finisher		•

## comfort & convenience

	LX	EX
Air Conditioning with Air-Filtration System	•	•
Power Front Windows w/Auto-Up/Down Driver's Window	•	•
Rear Ventilation Windows	•	•
Power Door and Tailgate Locks	•	•
Cruise Control	•	•
Adjustable Steering Column	•	•
Instrument Panel-Mounted Shifter	•	•
Lower Instrument Panel Storage Compartment	•	•
Passenger-Side Vanity Mirror		•
Sliding Sun Visor Extensions	•	•
Overhead Storage Compartment		•
Map Lights		•
Urethane-Coated Utility Floor	•	•
Beverage Holders, Front (3) and Rear (2)	•	•
12-Volt Power Outlets	Front	Front and Rear
Door-Pocket Storage Bins, Rear with Bottle Holders	•	•
Passenger-Side Seatback Pocket		•
Driver-Side Seatback Bungees, Front and Rear		•
Rear Window Defroster	•	•
Rear-Seat Heater Ducts	•	•
Cargo Area Tie-Down Anchors (4)	•	•
Cargo Area Storage Bins	•	•
Cargo Area Hooks (2)	•	•
Cargo Area Light	•	•

## seating

Driver's Seat with Manual Height Adjustment	•	•
Waterproof FXC™ <sup>3</sup> (Fabric for Extreme Conditions) Seat Fabric	Front	Front and Rear
Adjustable Head Restraints, Front and Rear	•	•
Driver- and Passenger-Side Armrests		•
Removable, Flip-Up Rear Seats	•	•
Fold-Flat-Capable Seating	•	•

## audio systems

AM/FM/CD Audio System with 4 Speakers and Clock	•	
270-Watt AM/FM/CD Audio System with 7 Speakers Including Subwoofer		•
MP3/Windows Media™ Audio <sup>4</sup> (WMA) Playback Capability		•
XM® Satellite Radio <sup>1</sup>		•
MP3/Digital Media Auxiliary Jack		•

<sup>1</sup>Does not apply to fluid and filter changes. See your owner's manual for details.