

2006 CHRYSLER

PT CRUISER



You will see our vision reflected in the design, feel our resolve with each turn of the wheel, and know, with each passing mile, exactly what it means to carry the name

CHRYSLER.



Hundreds of thousands of fans will happily attest to the huge emotional appeal of the lively PT Cruiser. It is no surprise that PT Cruiser itself is America's favorite small-car alternative. On the road, it has a presence only a reimagined American favorite can have. At night, uniquely scalloped headlamps gleam with a retro flair. The quad-halogen headlamps outside are matched inside by chrome-ringed gauges that illuminate a color-keyed instrument panel. Not only does PT Cruiser merrily triumph in the matter of style, it wins again economically. It is, after all, a Chrysler. And being so, it was born of values that place equal emphasis on accessibility and accolades. In that, each of our offerings provides proof that **INSPIRATION COMES STANDARD.**



PT Cruiser GT in Inferno Red Crystal Pearl



Chrysler believes driving should be both exhilarating and fun. Meet 2006 PT Cruiser GT. All in all, the very definition of what great driving should be. The attention of passersby will be drawn by quad-halogen headlamps and fog lamps; 17-inch chrome-clad cast-aluminum wheels, and performance tires. Your attention will be drawn by the 2.4-liter 230-horsepower High Output intercooled turbocharged engine — a statement in itself.

GT Get in, close the door, and experience the newly restyled 2006 PT Cruiser GT. Prepare for the biggest dose of excitement ever built into one high-spirited, economically smart, bantamweight vehicle. Check out its dazzling, yet clearly defined instrument panel. Power is a wonderful physical sensation, and PT Cruiser GT's 230 horsepower is completely under your control, thanks to a Getrag five-speed manual transaxle. Seventeen-inch chrome-clad cast-aluminum wheels, all-season performance tires, four-wheel antilock brakes and low-speed traction control are standard. While you and PT Cruiser exert command on the road, get ready to turn some heads.






PT Cruiser GT in Electric Blue Pearl

The PT Cruiser GT combines a retro shape with contemporary styling. Up front is a new jaunty, chrome-accented grille and halogen headlamps set into rounded fenders. Overhead, a moonroof reveals ever-changing skies. On each side are chromed push-button door handles. A curved liftgate, bullet-shaped taillamps, and a standard sport spoiler complete the unforgettable profile of the PT Cruiser GT.



PT Cruiser GT interior in Pastel Pebble Beige



Inside the 2006 PT Cruiser GT is a new environment of unsurpassed style. Two-Tone Pastel Pebble Beige or Pastel Slate Gray leather-trimmed seats are not only beautiful — they are supremely comfortable, with smooth and perforated textures. Comfort is elevated further with second-row theater-style seating that provides a greater sense of free movement. Brilliantly versatile storage bins easily hold tools or toys, and look great wrapped in a new console with sliding armrest.



PT Cruiser GT instrument panel in Pastel Pebble Beige

Call it street chic. The hardworking silver carbon fiber-look center stack, topped with signature wing badge analog clock, includes temperature controls as well as controls for the sound system with available six-disc CD player and MP3 play capability. A SIRIUS® Satellite radio with more than 120 channels is also available. Music is beautifully reproduced by the sensationally clear speakers in the available Boston Acoustics® audio system. A Satin Silver gearshift knob controls a Getrag five-speed manual or available easy-going AutoStick® transaxle.



The PT Cruiser Limited Edition interior is where automotive design throws off predictability. Available leather-trimmed performance seats look dashingly elegant. A six-way power driver's seat provides a full range of adjustments. Intelligent amenities such as remote keyless entry, power locks and mirrors, and a fold-flat front-passenger seat help make living easy. The gauge cluster and leather-wrapped steering wheel are exceptionally sharp at any angle.

LIMITED

The PT Cruiser Limited Edition combines practical-minded versatility with the choices of a candy shop. A touring suspension, available 180-horsepower intercooled turbocharged 2.4-liter DOHC engine, and four-speed automatic transaxle make every ride a joy ride. Standard 16-inch cast-aluminum wheels grab attention, while you enjoy the position of power that comes with standard power windows, rear windshield wiper/washer, rear defrost, and comfortable six-way power adjustable driver's seat with manual lumbar adjustment. Features such as a moonroof, automatic speed control, dark-tinted sunscreen glass, fog lamps and a leather-wrapped steering wheel look and feel above and beyond, but they are all standard on the PT Cruiser Limited Edition. A hands-free UConnect™ Communication System is available, as are leather-trimmed seats with Preferred Suede® accents.





PT Cruiser Limited Edition in Magnesium Pearl

PT Cruiser Limited Edition — astonishingly versatile, fun, and with a fresh new face for 2006. Its body expresses exuberance even standing still. Nothing lifts the spirits more than feeling like you are on permanent vacation, even when you are running errands around town. Who would guess that this delightful eyeful actually boasts a full 21 cubic feet of cargo room with all seats in place and 62.7 cubic feet with the rear seat removed?



There is something attractively authoritative about a Satin Silver center stack. From the gem-like detail of a signature Chrysler wing badge clock, to the chrome-trimmed twin air conduits, down to the audio system and air comfort controls, the structure has a bracing "command central" look that belies its simple functional purpose. This is the essence of the PT Cruiser Touring Edition — great content at great value.

TOURING

Nothing beats adventure — especially when you can bring along comfort and style. Thanks to PT Cruiser Touring Edition, that is exactly what you can do. Its versatile interior delivers conveniences that run from a rear shelf panel straight to a fold-flat front-passenger seat. A true celebration of automotive travel, the Touring Edition encourages exploration with its EVIC system — with compass, temperature, audio information, average fuel economy, distance to empty and elapsed trip time, among other programmable details. Its keyless entry invites the leisurely, yet eminently cool practice of cruising blacktops, two-lanes and byways of any neck of the woods.



PT Cruiser Touring Edition in Inferno Red Crystal Pearl



PT Cruiser Touring Edition interior in Pastel Slate Gray



Properly secure all cargo.

PT Cruiser Touring Edition interior appointments include color-keyed instrument panel inserts, a new Satin Silver center stack, color-coordinated gearshift, and new Pastel Slate Gray or Pastel Pebble Beige cloth seats with striking design. A standard sound system with CD player and MP3 input jack plays through an available Boston Acoustics audio system. The driver's seat permits easy access to controls for power locks and mirrors. All in all, the epitome of classic cruiser style and flair.



PT Cruiser in Marine Blue Pearl |

PT CRUISER Whether it is the ingenuity of an interior that provides theater-style seating and enough configurations to handle any task you are able to cook up, an engine that snaps to with 150 horsepower right out of the box, or a design that strikes a chord at any trim level; the PT Cruiser is rolling evidence of Chrysler's promise that inspiration comes standard.



PT Cruiser Touring Edition in Inferno Red Crystal Pearl

FUN & FUNCTION

Tops among PT Cruiser's freedoms of choice are fun and function. You will be surprised, though, at how quickly the two become one in PT Cruiser. One choice you won't have to make is between cargo and passengers.

- ▶ With 98.8 cubic feet of **passenger interior volume**, and 21.6 cubic feet of **cargo space**, you and a few friends can go out for softball, floor hockey, picnicking, or tailgating, among life's many pleasures.
- ▶ Flip up the rear liftgate, set the **available shelf** in place, and find plenty of space below for stowing food, beverages and everything in between. The shelf can hold a picnic buffet, or almost anything else, of up to 100 pounds.*


*Place no objects over 100 pounds on shelf panel.





VERSATILITY Long weekend, week-long road trip, or a day at the beach. As America's best small-car alternative, PT Cruiser can configure to meet any contingency.

- ▶ Coolers and hampers can be stacked easily when the **split-folding second-row seats** are tumbled forward.
- ▶ Beach chairs, beach balls, camping gear and more can be secured in place by **D-ring tie-downs** in the cargo area.
- ▶ PT Cruiser can handle the small stuff with a wide-opening **center console bin** big enough for your small-scale electronic gear, cameras, sunglasses, and personal audio devices or CDs.
- ▶ The available **fold-flat front-passenger seat** offers extended loading capacity and a great flat work/desk area.



Fold down just one of the 65/35 split-folding rear seats for even more cargo-carrying capacity and still carry a rear-seat passenger. Fold both rear and front passenger seats down and you can slide in long toys and tools. Tumble rear seats forward and configure the front-passenger seat and both rear seats for up to 32 available seating arrangements. You can even remove the rear seats completely. Count on 160 different available seating and storage configurations, and 120.5 cubic feet of interior space. Even the available rear shelf has five positions. Pack up and go.




Freedom is important. And freedom means fun. It is in the fun department that PT Cruiser excels. The freedom of the open road is particularly free, and especially fun, with an available High Output 2.4-liter 230-horsepower intercooled turbocharged engine at your command. Here is an extremely peppy, perfectly proportioned amount of power that provides a very satisfying sensation every time you press the gas pedal.

PERFORMANCE Both the standard heavy-duty Getrag five-speed manual transaxle, and the available four-speed AutoStick® for PT Cruiser GT are geared for optimum performance with the standard 2.4-liter High Output turbocharged intercooled engine. A fully adaptive electronic four-speed automatic transaxle is paired with the available 180-horsepower intercooled turbocharged engine for the PT Cruiser Limited Edition models.

- For PT Cruiser GT, a **High Output intercooled turbocharged 2.4-liter 16-valve engine** brings 230 horsepower at 5,100 rpm, and 245 lb-ft of available peak torque at 2,800 to 4,500 rpm.
- For PT Cruiser Limited Edition, an available **2.4-liter intercooled turbocharged engine** produces 180 horsepower and 210 lb-ft of torque.
- A standard **2.4-liter DOHC 16-valve four-cylinder** power plant offers 150 horsepower at 5,100 rpm and 165 lb-ft of torque at 4,000 rpm.

HANDLING PT Cruiser offers a range of power choices, but what they all boil down to is fun driving, backed up by all the leverage you need to hold your own in traffic.

- The **MacPherson strut front suspension** provides straight and responsive steering.
- A **Watt's linkage axle** helps keep suspension motion aligned with the frame to help eliminate hops and skips on turns.
- An available **four-wheel disc antilock brake system**, with low-speed traction control, adds a level of control in slippery conditions.
- **Front disc and rear drum brakes** with large-diameter front rotors help ensure ample stopping and heat resistance.





Advanced multistage driver and front-passenger air bags* with Occupant Classification System (OCS)[†] deploy with a measured response, based on the weight of the front-passenger seat occupant. Available side air bags* help provide protection from side impacts. An EVIC system provides a host of programmable features that help you monitor your travel with new convenience and fun.


SAFETY The PT Cruiser experience includes a reassuring sense of protection. That is because we have included some of the most up-to-date safety features, such as advanced multistage driver and front-passenger air bags*:


- ▶ **Advanced multistage driver and front-passenger air bags*** have an Occupant Classification System (OCS)[†] to deploy bags with force appropriate to the weight of the passenger.
- ▶ **Side air bags***, standard on PT Cruiser Limited Edition models and GT, offer additional protection for driver and front passenger in the event of a collision.

SECURITY Underneath PT Cruiser's exterior is a quality-engineered vehicle. From its safety cage construction to its many security features, PT Cruiser helps deliver great peace of mind.

- ▶ **Rigid body structure** lays a solid foundation for reliable ride and handling, and for safety and security features. Longitudinal **steel door beams** offer side-impact protection.
- ▶ **Sentry Key® Antitheft Engine Immobilizer**, standard on all PT Cruiser models, helps shut out thieves by preventing the engine from running without a properly encoded key.
- ▶ The available **remote keyless entry** controls door and liftgate locks, and includes a **panic alarm** for extra security, putting both convenience and safety at your fingertips.

*Certified to the Federal Regulation for automatic passenger occupant classification. Always use seat belts. Children 12 and under should always be in a backseat correctly using an infant or child restraint system, or the seat belt positioned correctly for the child's age and weight.
[†]The OCS determines the conditions for activation or deactivation of the passenger-side front air bag based upon the weight of the occupant. It may not activate the air bag if the occupant has incorrect seating posture or is moving in the seat. You should observe the air bag light to determine if the OCS is deciding properly. Passengers should sit properly in the seat with the seat belt fastened at all times.






EXTERIOR COLORS

	Black	Cool Vanilla	Inferno Red Crystal Pearl	Bright Silver Metallic	Electric Blue Pearl	Magnesium Pearl	Linen Gold Pearl	Marine Blue Pearl
GT	1,2	1,2	1,2	1	1	1	2	1
Limited Edition 'K' Package	3,4	3,4	3,4	3	3	3	4	3
Limited Edition 'G' Package	5,6	5,6	5,6	5	5	5	6	5
Touring Edition	7,8	7,8	7,8	7	7	7	8	7
PT Cruiser	7	7	7	7	7	7	7	7

INTERIOR COLORS



A) 15-inch wheel cover, standard on PT Cruiser and PT Cruiser Touring Edition. B) 16-inch painted cast-aluminum (9-spoke) wheel, standard on PT Cruiser Limited Edition G package. C) 16-inch chrome-clad cast-aluminum (9-spoke) wheel, standard on PT Cruiser Limited Edition K package and optional on PT Cruiser Limited Edition G package. D) 17-inch chrome-clad cast-aluminum (15-spoke) wheel, standard on PT Cruiser GT.



ACCESSORIES

Authentic Chrysler Accessories by Mopar are the perfect fit for your lifestyle. With a wide selection of original equipment accessories to choose from, including a Chrome Fuel Filler Door, Rear Spoiler, Illuminated Door Entry Guards, Chrome Exhaust Tip, and Remote Start*, every experience is enhanced with Mopar. For more information, visit mopar.com/chrysler or see your local Chrysler dealer.

*Check state and local laws on use of remote starters.

THE PROOF

The designs have been drawn
by visionaries to captivate

realists. The interiors are rich in premium comfort, and complete in leading edge technology. The engines deliver both performance and fuel efficiency. Chrysler engineers created vehicles that let you enjoy your independence, realize your aspirations, and express your personal style. And Chrysler vehicles win the admiration of the demanding independent reviewers cited below.

A "Top 10 Vehicle under \$15,000"

— *Edmunds.com*

"...there is some substance behind the PT's flashy looks,
and that's why it remains one of our favorites."

— *Edmunds.com*


"2004 Best Buy"

— *Consumers Digest*

VISIT YOUR DEALER. Your Chrysler dealer's knowledgeable and professionally trained staff will guide you through the shopping process with expert advice.

VISIT CHRYSLER.COM. Our Web site offers detailed information on all Chrysler products. You can virtually assemble any vehicle you like ... choose the model with your favorite color combinations, equipment and features — and then price it all out.

CALL 1-800-CHRYSLER. Our friendly and knowledgeable product information specialists are available seven days a week, 8 a.m. – midnight (EST) to answer your questions.



A heritage of hip street style deserves recognition, and in 2006, it gets it with the PT Street Cruiser Route 66 Edition*. The 17-inch chrome-plated wheels encase brake calipers painted to match the exclusive Solar Yellow body. The theme continues to the body-color rear spoiler, chrome bodyside moldings and chrome exhaust tip. The modifications hint at what is inside. The Route 66 badging gives it away. The interior's leather-wrapped steering wheel with Satin Silver spokes, Alias cloth seats, Solar Yellow instrument panel inserts, chrome cup holder rings and six-disc CD changer all salute to the coolest of cruisers.

*Limited availability. See your Chrysler dealer for details.

	PT Cruiser	Touring Edition	Limited Edition G Package	Limited Edition K Package	GT
ENGINE/TRANSAXLE					
2.4L DOHC 16V 4-cyl (150 hp)/5-speed manual	27D	27F	27G		
2.4L DOHC 16V 4-cyl (150 hp)/4-speed automatic	28D	28F	28G		
2.4L DOHC High Output Turbo 4-cyl (230 hp)/5-speed HD manual (Getrag)					2BR
2.4L DOHC High Output Turbo 4-cyl (230 hp)/4-speed automatic with AutoStick®					2CR
2.4L DOHC 16V Turbo 4-cyl (180 hp)/4-speed automatic			2CG	2CK	
MECHANICAL					
Alternator	S	S	S	S	S
Battery — 510-amp, maintenance free	S	S	S	S	S
Brakes — Power front disc/rear drum	S	S	S	S	
— Power disc/drum with antilock	0	0	0		
— Performance /4-wheel disc antilock and low-speed traction control (Turbo engine applications)			0	0	S
Speed Control — Electronic with steering wheel-mounted controls		0	S	S	S
Steering — Power rack-and-pinion	S	S	S	S	S
Suspension — Front, independent with MacPherson struts and stabilizer bar; rear twist-beam axle with trailing arms and coil springs, shock absorbers and Watt's linkage	S	S	S	S	S
— Normal-duty	S	S			
— Touring			S	S	
— Sport					S
Traction Control — Low-speed with ABS (included with Performance Brakes)			P	P	S
EXTERIOR FEATURES					
Exhaust Tip — Chrome-plated stainless steel			S		
— Chrome-plated stainless steel large 2.75"-diameter (included with Turbo engine)			P	S	S
Exterior Accents — Bodyside moldings — body-color		S	S	S	S
— Chrome horizontal accents on grille	S	S	S	S	S
— Chrome bodyside moldings (included in Chrome Accent Group)			P	P	P
— Front scuff plates with bright insert and Chrysler wing badges (included in Chrome Accent Group)			P	P	P
— Bright fuel filler door (included in Chrome Accent Group)			P	P	P
Glass — Solar control, all windows	S	S	S	S	S
— Deep-tint sunscreen, all rear windows		0	S	S	S
Lighting — Quad-halogen headlamps	S	S	S	S	S
— Fog lamps			S	S	S
Mirrors — Black exterior, dual manual remote control	S				
— Black exterior, dual power		S	S	S	S
Moonroof — Power with one-touch-open feature and sliding sunshade		0	S	S	S
Sport Spoiler — Rear, body-color, liftgate-mounted			0	0	S
Tires — P195/65R15 89T all-season touring	S	S			
— P205/55R16 89T all-season touring			S	S	
— P205/50R17 93H all-season performance					S
Wheels — 15" steel with bolt-on covers	S	S			
— 16" 9-spoke painted cast-aluminum			S		
— 16" 9-spoke chrome-clad cast-aluminum			0	S	
— 17" 15-spoke chrome-clad cast-aluminum					S
Windshield Wipers — Front, 2-speed with variable-intermittent mode	S	S	S	S	S
— Rear, wiper/washer with intermittent mode	S	S	S	S	S
INTERIOR FEATURES					
Air Conditioning — Manual temperature controls	0	S	S	S	S
Center Instrument Panel Bezel					
— Satin Silver	S	S	S	S	
— Mini-carbon pattern					S

	PT Cruiser	Touring Edition	Limited Edition G Package	Limited Edition K Package	GT
INTERIOR FEATURES (CONTINUED)					
Clock — Analog with Chrysler wing badge design	S	S	S	S	S
Console — Floor, includes cup holders, CD storage, sliding padded armrest with covered 2-tier storage bin	S	S	S	S	S
Cup Holders — 5	S	S	S	S	S
— Bright front cup holder rings			S	S	S
Defroster — Electric rear window	S	S	S	S	S
Door Locks — Power, includes speed-sensitive locking	S	S	S	S	S
— Chrome lock knobs (included in Chrome Accent Group)			P	S	S
Electronic Vehicle Information Center (EVIC) — Includes compass, temperature, audio info, fuel economy, distance to empty, elapsed time and personal choices		S	S	S	S
Floor Mats — Front and rear, carpeted	S	S	S	S	S
— With "GT" logo embroidery on front mats					S
Glove Box — Locking	S	S	S	S	S
HomeLink® Universal Transceiver (integrated garage door opener)			S	S	S
Lighting — Dome with theatre-dimming and rear cargo area lamps	S	S	S	S	S
Mirrors — Rearview day/night	S	S			
— Covered visor vanity	S				
— Auto day/night (included with UConnect™)			P	P	P
— Covered illuminated visor vanity		S	S	S	S
Pedals — Bright (included in Chrome Accent Group)			P	P	S
Power Accessory Outlet — 12V located in center console	S	S	S	S	S
— Console bin and cargo area-mounted 12V		S	S	S	S
Shelf Panel — Rear, multiposition with integral grocery bag hooks		S	S	S	S
Shift Knob — Color-keyed ball-type with chrome shift lever	S	S	S	S	
— Satin Silver, ball-type with chrome shift lever (included in Chrome Accent Group)			P	P	S
Speedometer — 120-mph	S	S	S	S	
— 140-mph					S
Steering — Power rack-and-pinion	S	S	S	S	S
Steering Column — Tilt	S	S	S	S	S
Steering Wheel — Vinyl	S	S			
— Leather-wrapped			S	S	
— Leather-wrapped with Satin Silver spokes (included in Chrome Accent Group)			P	P	S
Sun Visors — Dual, cloth-covered with sliding feature	S	S	S	S	S
Tachometer	S	S	S	S	S
Windows — Power with driver and front-passenger one-touch-down and rear lockout features	S	S	S	S	S
SEATING AND TRIM					
Instrument Panel Trim — Color-keyed inserts (included with Electric Blue, Inferno Red, Magnesium and Marine Blue exterior colors)	P	P	P	P	P
— Neutral inserts (included with Linen Gold, Bright Silver, Black, and Cool Vanilla exterior colors)	P	P	P	P	P
Seat Fabrics — Royale Two-Tone Leather-trim with Axis perforated inserts					S
— Royale Leather-trim with Preferred Suede® accents					S
— Alias Cloth			S		
— Bauhaus Cloth	S	S			
Seating — Front low-back buckets with 2-way adjustable locking head restraints; 2-way adjustable low-profile head restraints for outboard rear seating positions	S	S	S	S	S
Seats — Fold-flat front-passenger		S	S	S	S
— Heated driver's and front-passenger				0	0
— Driver's manual lumbar adjust			S	S	S
— 6-way power driver's			S	S	S

	PT Cruiser	Touring Edition	Limited Edition G Package	Limited Edition K Package	GT
ENTERTAINMENT SYSTEMS					
Boston Acoustics® Audio System — Includes 6 premium speakers, subwoofer and 368-watt amplifier	0	0	0	0	0
Radio — AM/FM stereo with CD player and changer controls and auxiliary input jack	S	S	S	S	S
— AM/FM stereo with 6-disc CD player with MP3 play capability	0	0	0	0	0
SIRIUS® Satellite Radio — Includes one-year subscription. Available only in the continental U.S.	0	0	0	0	0
Sound Systems — 6 speakers	S	S	S	S	S
SAFETY & SECURITY					
Air Bags ⁽¹⁾ — Advanced multistage driver and front-passenger with Occupant Classification System ⁽²⁾	S	S	S	S	S
— Side-impact protection for front outboard occupants	0	0	S	S	S
— Driver inflatable knee bolster	S	S	S	S	S
Brake-Park Interlock — Prevents an automatic transmission from being shifted out of Park unless brake pedal is applied	P	P	P	S	P
Child-Protection Rear Door Locks	S	S	S	S	S
Child Seat Anchor System (LATCH) — Lower child seat anchors and upper tether anchors help ease the installation of aftermarket child seats	S	S	S	S	S
Clutch-Starter Interlock — Cannot start engine until clutch pedal is applied	S	S	S	S	S
Dynamic Side-Impact Intrusion Protection — Steel side-guard door beams, unique transverse beam and structural body reinforcements	S	S	S	S	S
Remote Keyless/Illuminated Entry System — Includes 2 transmitters	S	S	S	S	S
Seat Belts — Front height-adjustable 3-point driver and front-passenger with traveling buckles; 3-point lap/shoulder belts at all rear-seat positions and belt/minder system	S	S	S	S	S
Security Alarm System	S	S	S	S	S
Sentry Key® Anti-theft Engine Immobilizer	S	S	S	S	S
UConnect™ Hands-Free Communication System ⁽³⁾	0	0	0	0	0
PACKAGES					
Chrome Accent Group — Includes door sill scuff pads with bright insert and Chrysler wing logo, Satin Silver shifter knob, chrome lock knobs, chrome shifter surround (automatic transaxle), bright pedals, chrome body-side moldings, leather-wrapped steering wheel with Satin Silver spokes, 16" chrome-clad aluminum wheels (Limited Edition "G" package) and chrome fuel filler door	0	0	0	0	0
Street Cruiser Route 66 Edition — Limited production Route 66 theme includes Solar Yellow exterior, 4-wheel antilock disc brakes with custom Solar Yellow painted brake calipers, traction control, supplemental side air bags ⁽¹⁾ , power 6-way driver's seat with manual lumbar adjuster, silver shift knob, bright exhaust tip, accent ring cupholders, chrome body-side moldings, Street Cruiser Series badge, Route 66 Edition badges, rear spoiler, body-color grille, leather-wrapped steering wheel with bright spokes, sport suspension, chrome-plated 17" aluminum 5-spoke wheels, AM/FM 6-disc CD player/MP3 radio, speed control, sunscreen glass, chrome shifter bezel (if automatic) and low-back bucket seats with Alias cloth in Pastel Slate Gray.	0	0	0	0	0

S = Standard, P = Included in package noted in parentheses, O = Optional.

⁽¹⁾ Certified to the Federal Regulation for automatic passenger occupant classification. Always use seat belts. Children 12 and under should always be in a backseat correctly using an infant or child restraint system, or the seat belt positioned correctly for the child's age and weight.

⁽²⁾ The OCS determines the conditions for activation or deactivation of the passenger-side front air bag based upon the weight of the occupant. It may not activate the air bag if the occupant has incorrect seating posture or is moving in the seat. You should observe the air bag light to determine if the OCS is deciding properly. Passenger should sit properly in the seat with the seat belt fastened at all times.

⁽³⁾ Includes auto day/night inside rearview mirror. Requires Bluetooth® enabled mobile phone.

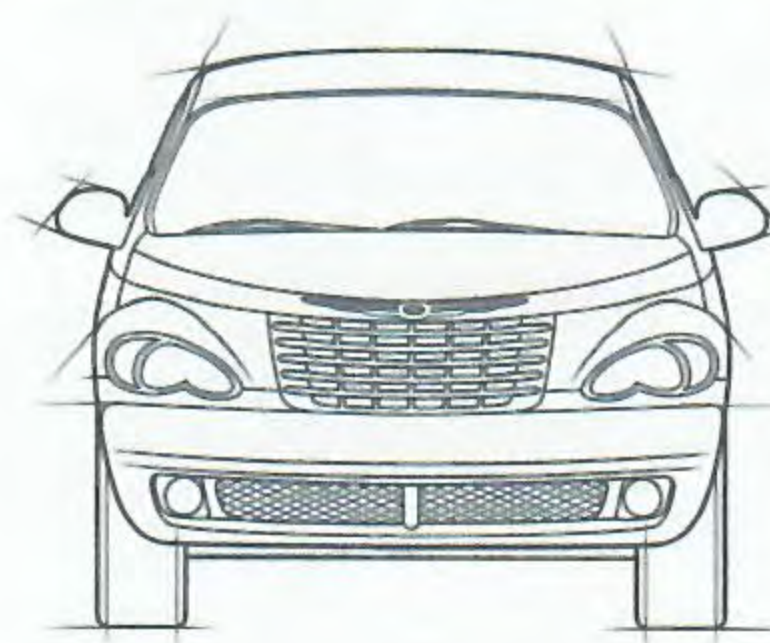
Preferred Swede is a registered trademark of Milliken & Co.

*SIRIUS® and the SIRIUS dog logo are registered trademarks of SIRIUS Satellite Radio Inc.

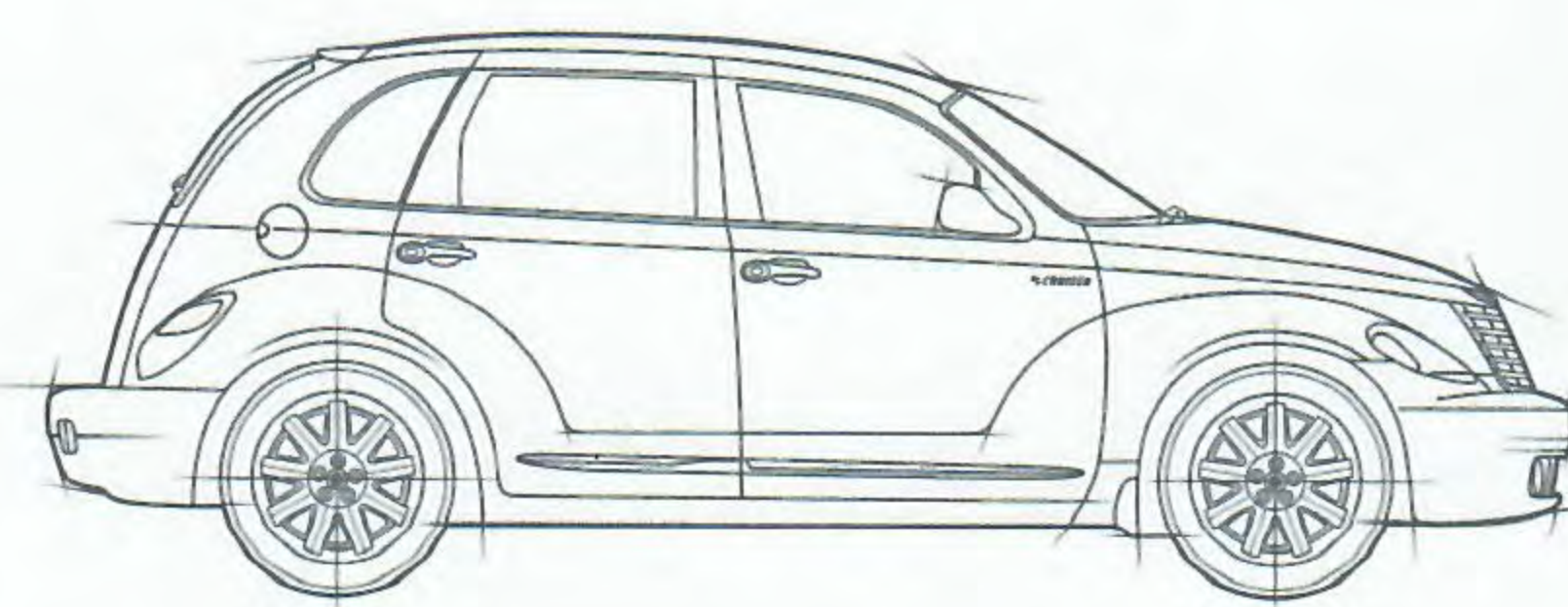
HomeLink is a registered trademark owned by Johnson Controls, Inc.

Sentry Key and UConnect are trademarks of DaimlerChrysler Corporation.


Boston Acoustics is a registered trademark of Boston Acoustics, Inc.



58.3"
67.1"



103.0"
168.8"



63.0"
58.2"

All product illustrations, specifications and competitive comparisons are based upon current information at the time of publication approval. Although descriptions are believed correct, complete accuracy cannot be guaranteed. DaimlerChrysler reserves the right to make changes at any time, without notice or obligation, in prices, specifications, equipment, colors and materials, and to change or discontinue models. Some of the equipment shown or described throughout this catalog is available at extra cost. See your dealer for the latest information.

	PT Cruiser	Touring Edition	Limited Edition G Package	Limited Edition K Package	GT
ENGINE SPECIFICATIONS					
Engine Type	In-line 4-Cylinder	In-line 4-Cylinder	In-line 4-Cylinder	In-line 4-Cylinder	In-line 4-Cylinder
Horsepower (SAE net @ rpm)	150@ 5,100	150@ 5,100	150@ 5,100	180@ 5,200	230@ 5,100
Torque (lb-ft @ rpm)	165@ 4,000	165@ 4,000	165@ 4,000	210@ 2,800- 4,000	245@ 2,800- 4,500
Displacement (cu in)	148.2	148.2	148.2	148.2	148.2
Bore Stroke (in)	3.44x 3.98	3.44x 3.98	3.44x 3.98	3.44x 3.98	3.44x 3.98
Compression Ratio 3-1	9.5:1	9.5:1	9.5:1	8.1:1	8.1:1
Valve Train Configuration	DOHC 16 valves	DOHC 16 valves	DOHC 16 valves	DOHC 16 valves	DOHC 16 valves
WEIGHTS AND CAPACITIES					
Recommended Fuel	Unleaded Regular	Unleaded Regular	Unleaded Regular	Unleaded Regular	Unleaded Premium
Fuel Tank Capacity (gal)	15	15	15	15	15
Fuel Economy — City (mpg)	22	22	22	21	21
— Highway (mpg)	29	29	29	27	27
Base Curb Weight (lb)	3147	3165	3215	3263	3364
Towing Capacity (lb)	1,000	1,000	1,000	1,000	1,000

Boston Acoustics An automotive brand first, the available audiophile Boston Acoustics Sound System brings home-quality sound with up to six speakers into your PT Cruiser.

Chrysler Financial Chrysler Financial, a member of the DaimlerChrysler Services Group, has flexible payment plans and financing products available for qualified buyers. For information on how Chrysler Financial can work for you, talk with your Chrysler dealer or visit chryslerfinancial.com.

CHRYSLER GIFT GALLERY The Chrysler Gift Gallery pays tribute to the finer things in life. With everything from men's and women's apparel to accessories and collectibles, you're sure to take your style to the next level. View the entire collection of authentic merchandise at chrysler.com/giftgallery.

	PT Cruiser	Touring Edition	Limited Edition G Package	Limited Edition K Package	GT
EXTERIOR DIMENSIONS⁽¹⁾					
Wheelbase	103.0	103.0	103.0	103.0	103.0
Overall Length	168.9	168.9	168.9	168.9	168.9
Overall Width	67.1	67.1	67.1	67.1	67.1
Overall Height	63.0	63.0	63.0	63.0	63.0
Track — Front	58.3	58.3	58.3	58.3	58.3
— Rear	58.2	58.2	58.2	58.2	58.2
Turning Diameter (ft)	36.7	36.7	37.9	37.9	41.5
INTERIOR DIMENSIONS⁽¹⁾					
Maximum Seating Capacity	5	5	5	5	5
Front — Head Room	39.2	39.2	39.2	39.2	39.2
— Leg Room	40.6	40.6	40.6	40.6	40.6
— Shoulder Room	53.8	53.8	53.8	53.8	53.8
— Hip Room	50.1	50.1	50.1	50.1	50.1
Rear — Head Room	39.5	39.5	39.5	39.5	39.5
— Leg Room	40.9	40.9	40.9	40.9	40.9
— Shoulder Room	53.6	53.6	53.6	53.6	53.6
— Hip Room	46.7	46.7	46.7	46.7	46.7
Cargo Volume (cu ft) (behind rear seat)	21.6	21.6	21.6	21.6	21.6
Cargo Volume — maximum (cu ft) (with rear seat removed)	62.7	62.7	62.7	62.7	62.7

⁽¹⁾ Dimensions in inches unless otherwise noted.

Warranty. New Chrysler vehicles are covered by a 3-year or 36,000-mile Basic Limited Warranty. See your dealer for a copy of this Limited Warranty. Excludes normal maintenance and wear items.

CHRYSLER AUTO INSURANCE Chrysler Auto Insurance. The only insurance guaranteed to repair your vehicle using Authentic Chrysler Collision Repair Parts by Mopar — at rates that are tough to beat. For a free quote visit chryslerautoinsurance.com or call 1-877-244-1531 and mention ext. #5307 or keycode P7TXXX*.

SIRIUS SATELLITE RADIO "SIRIUS" and the SIRIUS dog logo are registered trademarks of SIRIUS Satellite Radio Inc!

*Insurance is underwritten by member companies of the American International Group, Inc.
*Monthly subscription may apply. Programming is subject to change. Not available in Alaska and Hawaii. For full Terms and Conditions, visit sirius.com.



CHRYSLER



INSPIRATION COMES STANDARD

CHRYSLER.COM

800.CHRYSLER

Litho in USA

74-383-2555

(245M) 08/05



The New Site For Car Brochures
DEZO'S GARAGE