

# 2018 ESCALADE *SUPERCHARGED*



**SPECIALTY VEHICLE**  
ENGINEERING



## STUNNING PERFORMANCE WITH STRIKING ELEGANCE!

Specialty Vehicle Engineering's 2018 Supercharged Escalade Specialty Vehicles combine stunning performance with the striking elegance and luxury of a Cadillac. The High/Output Series Escalade provides 800 horsepower and 750 lb.-ft. of torque that will definitely exceed your performance expectations. The Sport Edition Supercharged Escalade provides 575 horsepower and 575 lb.ft. of torque that you'll feel the moment you step on the accelerator. Both of these performance upgrades are available for Escalade and Escalade ESVs.



## AVAILABLE ONLY THROUGH YOUR CADILLAC DEALER!

For over 25 years, Specialty Vehicle Engineering has been a Second Stage manufacturer for GM, providing Specialty Vehicles for its dealers and performance enthusiasts alike. From 1996-2002 we built over 55,000 Camaro SS, WS-6 and Firehawk Specialty Vehicles as GM's Tier One supplier, and over 1000 supercharged Camaros, GM full-size trucks and SUVs to-date.

800HP High/Output Series Escalade shown with satin-finish clearcoat paint<sup>1</sup>, chrome trim painted in black satin-finish<sup>1</sup>, 12-spoke black satin-finish wheels with H/O centercaps<sup>1</sup> and Red Line stripe<sup>1</sup>, Sport Suspension Lowering Package<sup>1</sup>, side exit dual exhaust tips<sup>2</sup> in black satin-finish<sup>1</sup>, High/Output Series door and liftgate badges<sup>2</sup>, and 800HP hood cowl badges<sup>2</sup>.

<sup>1</sup>OPTIONAL <sup>2</sup>STANDARD



Specialty Vehicle Engineering's High/Output Series supercharged LT-1 engine with 800 horsepower and 750 lb.-ft of torque makes this Escalade one of the fastest SUVs on the road. Shown below with optional red supercharger paint treatment (standard is black)



800HP High/Output Series Escalade shown with 12-spoke chrome-finish wheels with H/O centercaps<sup>1</sup>, sport suspension lowering package<sup>1</sup>, High/Output Series door and liftgate badges<sup>2</sup>, and 800HP hood cowl badges<sup>2</sup>.

<sup>1</sup>OPTIONAL <sup>2</sup>STANDARD

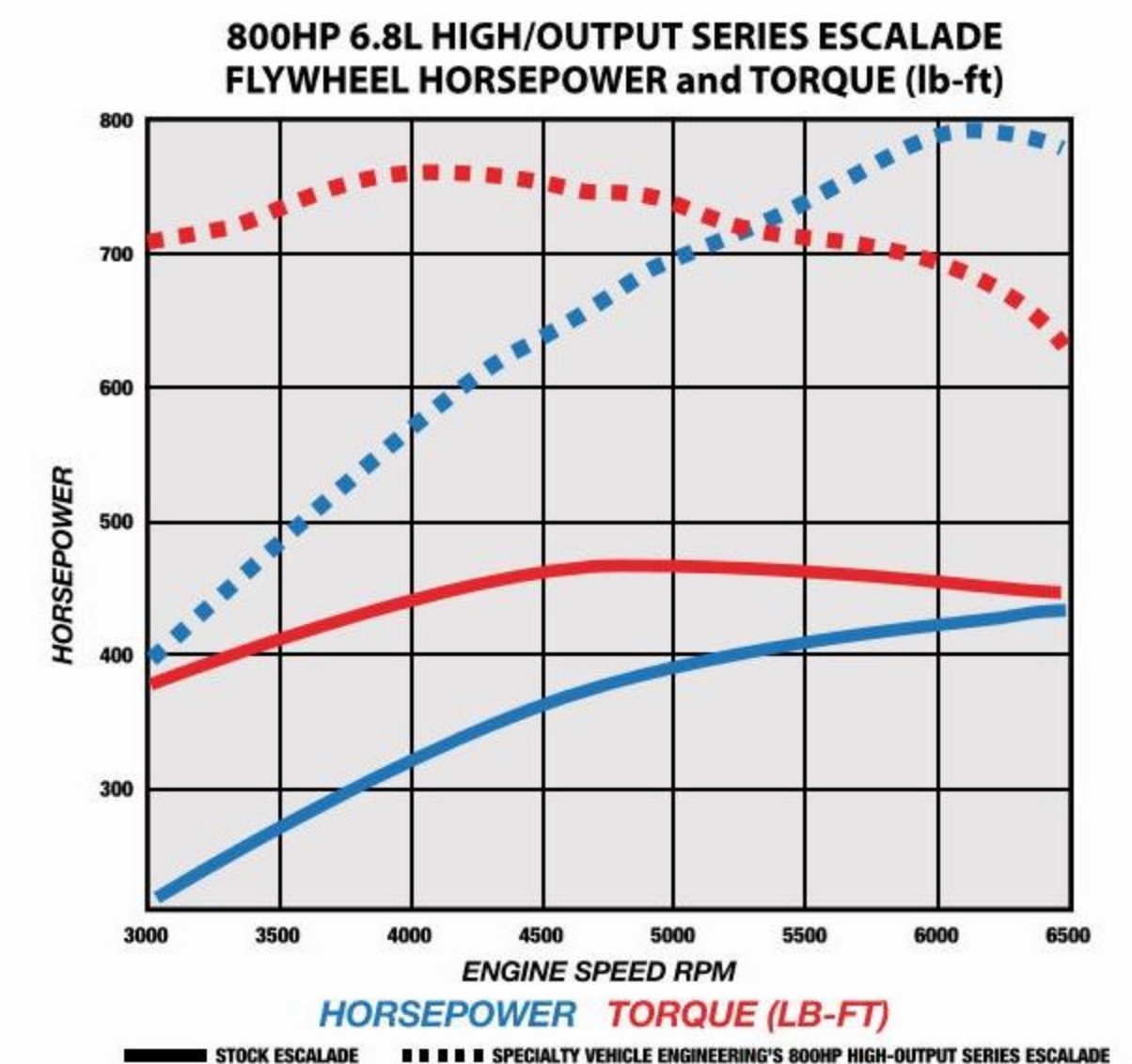
## 800HP HIGH/OUTPUT SERIES



Our **HIGH/OUTPUT SERIES** 416 C.I.D. (6.8L) LT-1 engine and supercharger assembly\* represents the latest in state-of-the-art race engine technology. This powerhouse engine and supercharger assembly delivers 800 horsepower with 750 lb.-ft. of torque, and features a blueprinted LT-1 aluminum block, race-quality computer-balanced rotating assembly, including forged

4340 steel crankshaft and steel H-beam rods, forged aluminum pistons, CNC-ported LT-1 cylinder heads, and a custom supercharger. Neck-snapping performance not for the faint-at heart!

\*Not emission legal in California and can only be legally used while participating in sanctioned motorsports racing events.







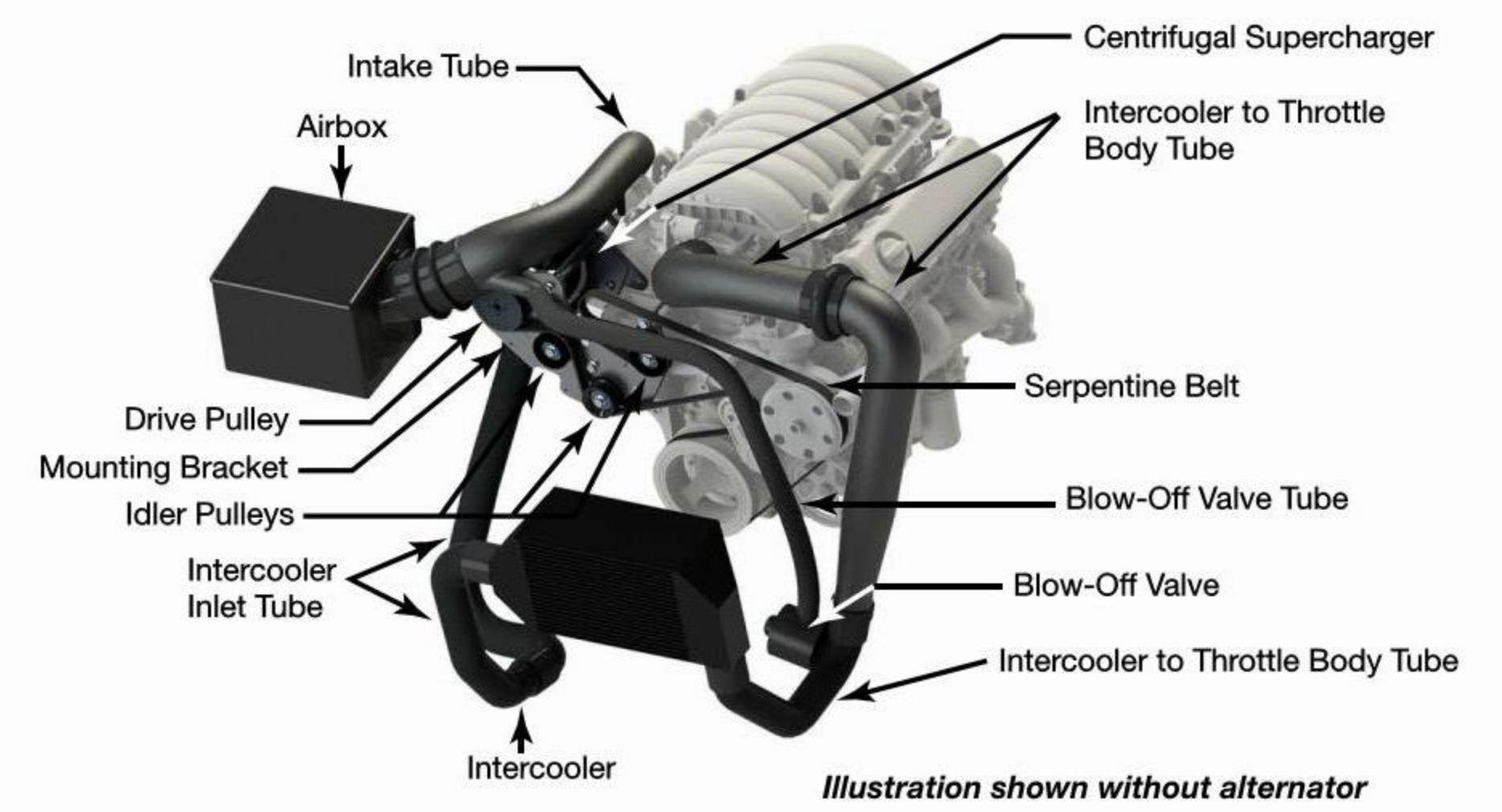
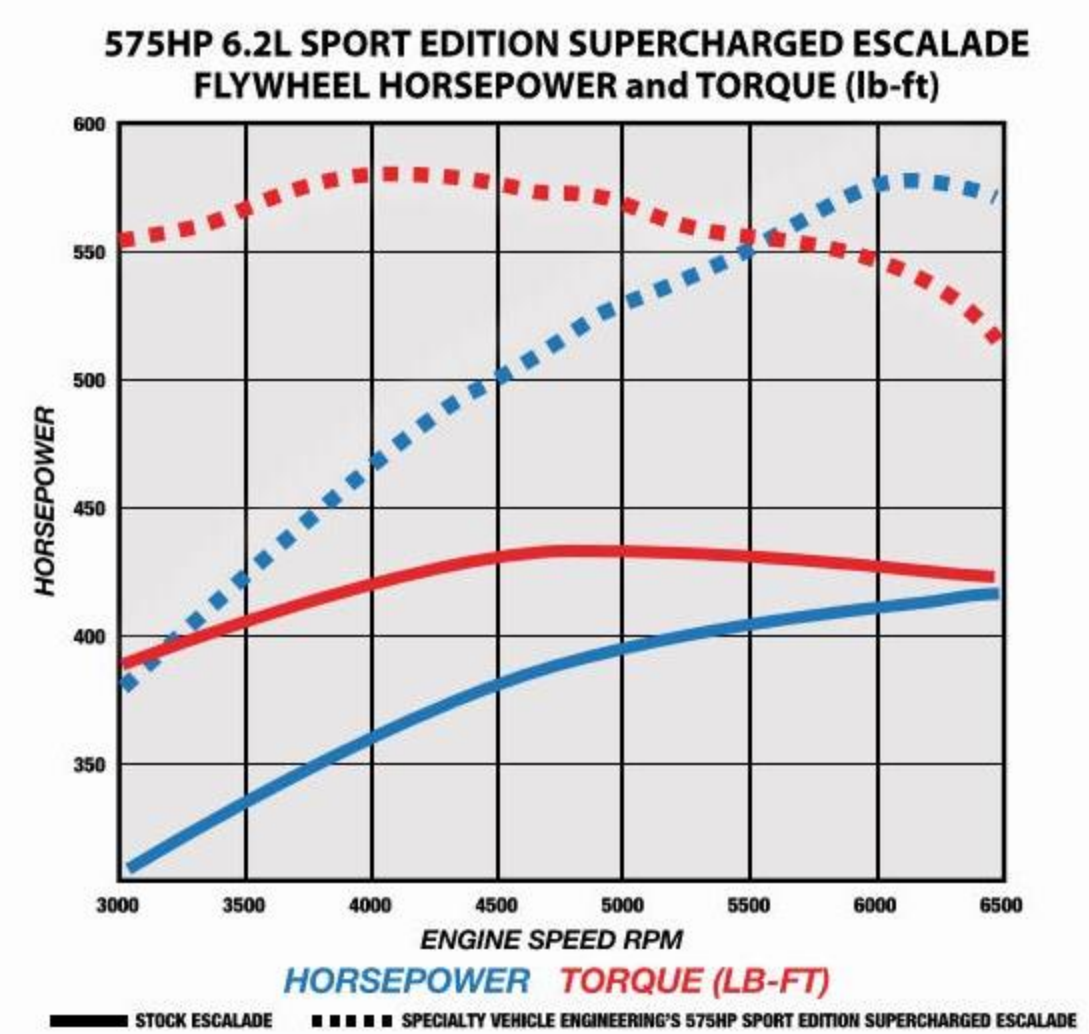
*Specialty Vehicle Engineering's centrifugal supercharger includes a custom performance tune to maximize fuel economy and performance.*

575HP Sport Edition Supercharged Escalade shown with 12-spoke chrome-finish wheels with SE centercaps<sup>1</sup>, side-exit dual exhaust tips in stainless steel finish, sport suspension lowering package<sup>1</sup>, Sport Edition Supercharged door and liftgate badges<sup>2</sup>, and 575HP hood cowl badges<sup>2</sup>.  
<sup>1</sup>OPTIONAL <sup>2</sup>STANDARD

## 575HP SPORT EDITION SUPERCHARGED

Our **SPORT EDITION SUPERCHARGED** utilizes the factory 6.2L Escalade engine, and provides 575 horsepower and 575 lb.-ft. of torque. It's as quiet during operation as any of GM's high-performance supercharged cars. For the performance enthusiast looking for a high-performance Escalade (like those

exciting V-Series cars the factory offers), our Sport Edition Supercharged model will surely put a smile on your face, from the moment you start the engine to the first time you have to pass a slow moving vehicle on the highway.







*Inside and out, OE-quality badging and embroidery showcase these Specialty Vehicles letting everyone know your Escalade is unique.*

800HP High/Output Series Escalade shown with satin-finish clearcoat paint<sup>1</sup> (also available on 575HP Sport Edition), chrome trim painted in black satin-finish<sup>1</sup>, 12-spoke black satin-finish wheels with H/O center-caps<sup>1</sup> and Red Line stripe<sup>1</sup>, Sport Suspension Lowering Package<sup>1</sup>, side exit dual exhaust tips<sup>2</sup> in black satin-finish<sup>1</sup>, High/Output Series door and liftgate badges<sup>2</sup>, and 800HP hood cowl badges<sup>2</sup>.

<sup>1</sup>OPTIONAL <sup>2</sup>STANDARD

## STYLING



### EXHAUST TIPS

Stainless Steel Dual Exhaust Tips exit on the passenger side and are standard on both Escalade Specialty Vehicles. Available in chrome-finish or painted as part of the Chrome Trim Paint Treatment option.

### EMBROIDERED HEADRESTS

The High-Output Series or Sport Edition Supercharged emblem is embroidered on both front seat headrests in multi-colored stitching to match the floor mats and exterior badges.

### EMBROIDERED FLOORMATS

The Specialty Vehicle Engineering logo is embroidered on the front floor mats in the same multi-colored stitching as the headrests.

### DASH PLAQUE AND KEY FOBBS

Every Specialty Vehicle Escalade includes a Specialty Vehicle Engineering dash plaque and two key fobs.

### EXTERIOR BADGES

The OE-quality High/Output Series and Sport Edition Supercharged door and liftgate badges in a chrome and red finish are an added touch of class.

### HP HOOD BADGES

Hood Cowl Badges displaying the Specialty Vehicle Escalade's awesome horsepower in a chrome and red chrome finish.



# OPTIONS CHROME TRIM PAINT TREATMENT

To give your Specialty Vehicle Escalade an even more unique appearance, our optional chrome trim paint treatment is available in charcoal satin-finish or black satin-finish. All of the Escalade's exterior chrome trim is finished with this satin-finish paint treatment and when combined with the optional satin-finish exterior paint, this Escalade looks like no other on the road! Available for both 800HP High/Output Series and 575HP Sport Edition Supercharged Specialty Vehicles.



Chrome Trim Paint Treatment in Black Satin-Finish



CHROME TRIM PAINT TREATMENT IN BLACK SATIN-FINISH



CHROME TRIM PAINT TREATMENT IN CHARCOAL SATIN-FINISH

## SATIN-FINISH EXTERIOR PAINT

This optional paint treatment uses an OE-quality satin-finish clearcoat paint over the factory exterior paint of the Escalade giving it a unique satin-finish appearance while maintaining the vehicle's stock factory body color. Looks great over all factory Escalade colors. Available for both High/Output Series and Sport Edition Supercharged Specialty Vehicles.



SATIN-FINISH OVER RADIANT SILVER METALLIC



SATIN-FINISH OVER RED PASSION TINTCOAT



SATIN-FINISH OVER BLACK RAVEN



SATIN-FINISH OVER CRYSTAL WHITE TRICOAT



SATIN-FINISH OVER SILVER COAST METALLIC



SATIN-FINISH OVER BRONZE DUNE METALLIC



SATIN-FINISH OVER DARK ADRIATIC BLUE METALLIC



SATIN-FINISH OVER DARK GRANITE METALLIC



SATIN-FINISH OVER DEEP AMETHYST METALLIC

# OPTIONS

## 12-SPOKE WHEELS AVAILABLE IN THREE FINISHES

Our 12-spoke wheels provide an attractive alternative to the factory wheels available from your Cadillac dealer. These wheels are available in chrome-finish, charcoal satin-finish, or black satin-finish with H/O or SE centercaps and include a set of Falken STZ05 305 40/R22 tires. Optional red line wheel stripes are available.



12-SPOKE WHEEL IN CHARCOAL SATIN-FINISH



12-SPOKE WHEEL IN CHARCOAL SATIN-FINISH WITH OPTIONAL RED-LINE STRIPE



12-SPOKE WHEEL IN CHROME FINISH



12-SPOKE WHEEL IN BLACK SATIN-FINISH



12-SPOKE WHEEL IN BLACK SATIN-FINISH WITH OPTIONAL RED-LINE STRIPE



## SPORT SUSPENSION PACKAGE

With the addition of our optional Sport Suspension Package your Escalade stays firmly planted on the road. By lowering it 2" in front and 3" in the rear with our progressive rate springs, this package provides improved handling and gives the Escalade a more aggressive stance.



Stock Ride Height



Lowered Ride Height with Specialty Vehicle Engineering's Optional Sport Suspension Package



# 575HP Sport Edition Supercharged and 800HP High/Output Series Escalade Content

Available for 2018 Escalade and Escalade ESV Models

## 575HP SPORT EDITION

6.2L V8  
2WD/4WD

## 800HP HIGH/OUTPUT SERIES

6.8L V8  
2WD/4WD

<b>PERFORMANCE</b>		
6.8L High/Output Engine and Supercharger Assembly Not emission legal in California and can only be legally used while participating in sanctioned motorsports racing events.	—	<b>S</b>
Centrifugal Supercharger Assembly	<b>S</b>	—
Cold-Air Induction System	<b>S</b>	<b>S</b>
Custom Performance Tune	<b>S</b>	<b>S</b>
<b>SUSPENSION</b>		
Sport Suspension Package includes 2" Front and 3" Rear Lowering Springs	<b>O</b>	<b>O</b>
<b>APPEARANCE</b>		
575HP Hood Cowl Badges	<b>S</b>	—
800HP Hood Cowl Badges	—	<b>S</b>
Sport Edition Supercharged Door and Liftgate Badges	<b>S</b>	—
High/Output Series Door and Liftgate Badges	—	<b>S</b>
22" x 10" Chrome-finish, Charcoal or Black Satin-finish Alloy Wheels with H/O or SE centercaps, Falken STZ05 Tires, TPMS Sensors, Mounted & Balanced	<b>O</b>	<b>O</b>
Red Line Wheel Stripe	<b>O</b>	<b>O</b>
Passenger Side Exit High-Polished Dual Exhaust Tips	<b>S</b>	<b>S</b>
Satin-Finish Exterior Paint Treatment for All Factory Colors	<b>O</b>	<b>O</b>
Chrome Trim Paint Treatment in Charcoal or Black Satin-Finish Including Specialty Vehicle Engineering Exhaust Tips	<b>O</b>	<b>O</b>
<b>INTERIOR</b>		
Specialty Vehicle Engineering Dash Plaque (1) and Key Fobs (2)	<b>S</b>	<b>S</b>
Specialty Vehicle Engineering Embroidered Premium Front Floor Mats	<b>S</b>	<b>S</b>
Sport Edition Supercharged Logo Embroidered Front Seat Headrests	<b>S</b>	—
High/Output Series Logo Embroidered Front Seat Headrests	—	<b>S</b>
Portfolio with Owner's Manual and Window Sticker	<b>S</b>	<b>S</b>
Manufacturer's Certificate of Origin	—	<b>S</b>
<b>WARRANTY</b>		
6 Year/70,000 Mile (112,000 Kilometer) Powertrain Component Limited Warranty	<b>S</b>	—
3 Year/36,000 Mile (60,000 Kilometer) Engine and Supercharger Assembly Limited Warranty	—	<b>S</b>
3 Year/36,000 Mile (60,000 Kilometer) Non-Powertrain Component Limited Warranty	<b>S</b>	<b>S</b>



(732) 240-3696 ext.173 • Fax (732) 341-6084  
www.specialtyvehicleengineering.com

