

BMW 2004 3 Series
Coupe



The Ultimate
Driving Machine®

325Ci
330Ci



The performance leader
wears a bold face.



The 3 Series Coupe for 2004:
proving Paradise has two doors.



A thrilling land sport:
driving the 3 Series Coupe.





Behind the wheel,
ahead of the times.

Equipment



High-beam headlights illuminate the road ahead and to the side with brilliant clarity.



Rain sensor uses infrared light to measure the amount of rain. When the wipers are in the "intermittent" mode, the rain sensor automatically adjusts the windshield wiping interval as needed. **Automatic headlight control** (not shown), included with rain sensor, activates headlights by means of a sensor that responds to darkness.



Adaptive Brake Lights increase the 3 Series Coupe's visibility by signaling the intensity of braking action.



The close shift pattern of the **six-speed manual transmission**, standard in the 330Ci, delivers a precise, athletic feel for a more dynamic driving experience. (330Ci only)



Five-speed STEPTRONIC automatic transmission provides a choice of three modes: "Drive," which incorporates BMW's Adaptive Transmission Control; "Sport" automatic, for a more dynamic shift pattern; and STEPTRONIC automatic, for the hands-on control of a manual without using a clutch (optional).



The exceptional sound of the **Harman Kardon audio system** emanates from upgraded speakers and amplification, plus a subwoofer and vehicle-speed-sensitive equalization. (standard on 330Ci; optional on 325Ci)



The 325Ci with 16 x 7.0 Five Spoke (Styling 88) alloy wheels and 205/55R-16 all-season tires.



The 325Ci Sport Package includes Five Spoke (Styling 119) 17 x 8.0 cast alloy wheels and 225/45R-17 performance tires.¹



The 330Ci with 17 x 7.0 Double Spoke (Styling 98) alloy wheels and 205/50R-17 all-season tires. (Standard 330Ci; not available 325Ci)



M Double Spoke (Styling 68M) cast alloy wheels add a more aggressive look; **performance tires** are designed to deliver outstanding road grip. In front: 17x7.5 wheels and 225/45R-17 tires; in the rear: 17x8.5 wheels, 245/40R-17 tires.¹ (Available on 330 Ci with optional Sport Package; not available 325Ci).



18" Double Spoke Composite (Styling 71) alloy wheels and performance tires can be ordered with the 330Ci Sport Package. In front: 18 x 8.0 wheels and 225/40R-18 tires; at the rear: 18 x 8.5 wheels and 255/35R-18 tires.¹ (opt. with 330Ci Sport Package; space-saver spare tire and wheel replaces full-use spare and wheel)

¹Due to low-profile tires, please note: wheels, tires and suspension parts are more susceptible to road hazard and consequential damages.

Standard Equipment | Optional Equipment

	325Ci	330Ci
Performance and efficiency		
2.5-liter dual overhead cam (DOHC), 24-valve inline 6-cylinder engine	●	
3.0-liter dual overhead cam (DOHC), 24-valve inline 6-cylinder engine		●
Electronic throttle control	●	●
Double-VANOS "steplessly" variable valve timing	●	●
Dual resonance intake system	●	●
5-speed manual transmission	●	
6-speed manual transmission		●
5-speed STEPTRONIC automatic transmission with Adaptive Transmission Control	○	○
6-speed Sequential Manual Gearbox (SMG) with Automated, Manual and Sport programs and Dynamic Driving Control (Sport button) ¹	○	○
Handling, ride and braking		
Dynamic Stability Control (DSC), with All Season Traction	●	●
Strut-type front suspension with forged-aluminum lower arms	●	●
Multi-link rear suspension with cast-aluminum upper transverse arms	●	●
Front and rear anti-roll (stabilizer) bars	●	●
Twin-tube gas-pressure shock absorbers	●	●
Engine-speed-sensitive, variable-assist power steering	●	●
4-wheel ventilated anti-lock disc brakes with Dynamic Brake Control	●	●
Sport suspension calibration	●	●
Exterior		
16x7.0 Five Spoke (Styling 88) alloy wheels, 205/55R-16 all-season tires	●	
17 x 8.0 Five Spoke (Styling 119) alloy wheels, 225/45R-17 performance tires ²	□	
17 x 7.0 Double Spoke (Styling 98) alloy wheels, 205/50R-17 all-season tires		●
17 x 7.0 Double Spoke (Styling 98) alloy wheels, 205/50R-17 run-flat all-season tires ³ and Flat Tire Warning		○
M Double Spoke (Styling 68M) alloy wheels, 17 x 7.5 front, 17 x 8.5 rear; 225/45R-17 front, 245/40R-17 rear performance tires ²		□
Double Spoke Composite (Styling 71) alloy wheels, 18 x 8.0 front, 18 x 8.5 rear; 225/40R-18 front, 255/35R-18 rear performance tires ²		○ ⁴
Chrome and body-color detail trim	●	●
Xenon headlights with auto-leveling and Adaptive Headlights	○	○
Halogen free-form foglights	●	●
Retractable, high-intensity headlight washers	★	★
White turn-signal indicators	□	□
Heated dual-power mirrors and heated windshield washer jets	●	●
Metallic paint	○	○

● = Standard

○ = Optional

◇ = Included in optional Premium Package

□ = Included in optional Sport Package

★ = Included in optional Cold Weather Package

Audio system	325Ci	330Ci
Anti-theft AM/FM stereo/CD audio system with 10 speakers, Radio Data System (RDS), Auto-Store, and 3-channel FM diversity antenna system; pre-wired for 6-CD changer and auxiliary input	●	
Harman Kardon AM/FM stereo/CD audio system with 12 upgraded speakers (including 2 subwoofers), upgraded amplification, and vehicle-speed-sensitive equalization; pre-wired for 6-CD changer and auxiliary input	○	●
Interior seating and trim		
8-way adjustable front seats (includes 2-way headrests)	●	
8-way power front seats with 2-way manual headrests; 3-driver memory for exterior mirror and seat positions; automatic tilt-down of passenger's side-view mirror when vehicle is shifted into reverse gear	○/◇	●
12-way adjustable front sport seats (includes 2-way headrests and thigh support)	□	
8-way power front sport seats with 2-way manual headrests and thigh support; 3-driver memory for exterior mirror and seat positions; automatic tilt-down of passenger's side-view mirror when vehicle is shifted into reverse gear	○ ⁵ /◇ ⁵	□
4-way power lumbar support for front seats		◇
Leatherette upholstery	●	●
Montana leather upholstery	○	○/◇
3-stage heated front seats	○/★	○/★
3-spoke leather-wrapped multi-function sport steering wheel with fingertip cruise, audio and accessory phone ⁶ controls	●	●
Front-seat center armrest with storage compartment	●	●
Front seatback storage nets	●	●
Split fold-down rear seats with center armrest	●	●
Ski bag	★	★
Titanium-finish trim	●	●
Myrtle wood trim	◇	◇
Aluminum brushed columns ⁷	◇	◇
Comfort and convenience		
Vehicle & Key Memory	●	●
Remote entry, including 2-step unlocking and remote trunk release	●	●
Automatic climate control with micro-filter and air recirculation	●	●
2-way power glass moonroof with "one-touch" operation, sliding interior sunshade, and wind deflector	○/◇	○/◇
Tilt/telescopic steering wheel column	●	●
Park Distance Control (PDC), rear	○	○
Automatic-dimming inside rear-view mirror	◇	◇
Power front windows with "one-touch" up/down operation; power rear windows with "one-touch" open	●	●
Cruise control	●	●
Front/rear map-reading, footwell and visor-mirror lights	●	●
Locking glovebox with rechargeable take-out flashlight	●	●
Electric interior trunk release	●	●
Fully finished trunk with reversible mat and drop-down tool kit	●	●
Rain-sensing windshield wipers and Automatic headlight control	●	●
BMW Ambiance Lighting	●	●
Pre-wiring for cellular phone, alarm, garage-door opener, 6-CD changer and auxiliary input	●	●

1 Sport Package required. Availability date TBD.

2 Due to low-profile tires, please note: wheels, tires and suspension parts are more susceptible to road hazard and consequential damages.

3 Not available with Sport Package. Space-saver spare tire and wheel replaces full-use spare and wheel for Style #98 wheels with run-flat tires.

4 Sport Package required. Space-saver spare tire and wheel replaces full-use spare and wheel for Style #71 wheels.

5 When equipped with Sport Package.

6 If so equipped.

7 Optional; requires Premium Package.

Standard Equipment | Optional Equipment

	325Ci	330Ci
Instrumentation and controls		
Service Interval Indicator with miles-to-service readout	●	●
Check Control vehicle monitor system with pictogram display	●	●
4-function on-board computer	●	●
On-board navigation system with 16:9 screen and high-function on-board computer	○	○
Titanium-finish instrument rings		●
Safety and security		
Anti-lock braking system (ABS)	●	●
Adaptive Brake Lights	●	●
Head Protection System (HPS)	●	●
Driver's and passenger's front airbag supplemental restraint system (SRS) with "smart" dual-threshold, dual-stage deployment and sensor to help prevent unnecessary passenger's airbag deployment	●	●
Front Door-mounted side-impact airbags	●	●
Rear side-impact airbags	○	○
Interlocking door anchoring system to help protect against door intrusion in side impacts	●	●
Battery Safety Terminal	●	●
Central locking system with center console switch (leaves gas filler door unlocked), double-lock feature and 2-step unlocking	●	●
Coded Driveaway Protection	●	●
Height-adjustable front safety belts with automatic pretensioners and force limiters	●	●
Isofix automatic-locking retractors (ALR) on all passenger safety belts (for installation of child restraint seats)	●	●
Crash sensor that automatically turns on hazard lights and interior lights, and unlocks doors	●	●
Daytime running lights (via Vehicle Memory system – programmed at BMW center)	●	●
BMW Maintenance Program		
BMW Full Maintenance ⁸	●	●

- = Standard
- = Optional
- ◇ = Included in optional Premium Package
- = Included in optional Sport Package
- ★ = Included in optional Cold Weather Package
- △ = BMW center-installed accessory

⁸ Full Maintenance Program covers all factory-recommended maintenance, as determined by the Service Interval Indicator for 4 years or 50,000 miles, whichever comes first. Full Maintenance Program includes items that need replacement due to normal wear and tear, provided wear and tear exceeds BMW specifications. This includes items such as brake pads, brake rotors and wiper blades that are not covered by the original New Vehicle Limited Warranty. Any adjustments required due to normal operating conditions are also included. For exclusions and limitations, refer to the Service and Warranty Information booklet that came with your new BMW, or see your authorized BMW center for details.

Premium Packages	325Ci	330Ci
8-way power front seats with 2-way manual headrests; 3-driver memory for exterior mirror and seat positions; automatic tilt-down of passenger's side-view mirror when vehicle is shifted into reverse gear	◇	●
Automatic-dimming inside rear-view mirror	◇	◇
Myrtle wood trim	◇	◇
2-way power glass moonroof with "one-touch" operation, sliding interior sunshade, and wind deflector	◇	◇
Montana leather upholstery		◇
4-way power lumbar support for front seats		◇
Aluminum brushed columns ⁹	○	○
Sport Packages		
17 x 8.0 Five Spoke (Styling 119) alloy wheels, 225/45R-17 performance tires ¹⁰	□	
12-way adjustable front sport seats (includes 2-way headrests and thigh support)	□	
8-way power front sport seats with 2-way manual headrests and thigh support; 3-driver memory for exterior mirror and seat positions; automatic tilt-down of passenger's side-view mirror when vehicle is shifted into reverse gear	○ ¹¹ /◇ ¹¹	□
White turn-signal indicators	□	□
M Double Spoke (Styling 68M) alloy wheels, 17 x 7.5 front, 17 x 8.5 rear; 225/45R-17 front, 245/40R-17 rear performance tires ¹⁰		□
6-speed Sequential Manual Gearbox (SMG) with Automated, Manual and Sport programs and Dynamic Driving Control (Sport button) ¹²	○	○
Cold Weather Package		
3-stage heated front seats	★	★
Retractable, high-intensity headlight washers	★	★
Ski bag	★	★
Accessories		
CD changer (6-disc)	△	△
BMW cellular telephone	△	△
Alarm system	△	△
BMW Universal Transceiver (integrated remote garage-door opener)	△	△
Floor mats	△	△
Auxiliary input adaptor	△	△

9 Optional; requires Premium Package.

10 Due to low-profile tires, please note: wheels, tires and suspension parts are more susceptible to road hazard and consequential damages.

11 When equipped with Sport Package.

12 Sport Package required. Availability date TBD.

All vehicle specifications contained in this document are based on the latest product information available at the time of printing. BMW reserves the right to make changes, without notice, in colors, materials, equipment, specifications and models. Further information can be obtained from your authorized BMW center or bmwusa.com.

Technical | Data

Weight		325Ci	330Ci
Unladen	lbs	3197 (3285)	3285 (3362)
Weight distribution, front/rear			
Manual transmission	%	50.4/49.6	50.1/49.9
Automatic transmission	%	51.1/48.9	50.6/49.4
Engine			
Liter/type		2.5/inline 6	3.0/inline 6
Bore/stroke	inch	3.31/2.95	3.31/3.53
Nominal output/rpm	hp	184/6000	225/5900
Max torque/rpm	lb-ft	175/3500	214/3500
Compression ratio	:1	10.5	10.2
Fuel grade		Unleaded premium	Unleaded premium
Transmission			
Manual gear ratios			
I/II	:1	4.23/2.52	4.35/2.50
III/IV	:1	1.66/1.22	1.66/1.23
V/VI/R	:1	1.00/—/4.04	1.00/0.85/3.93
Final drive ratio	:1	3.15	2.93
Automatic gear ratios			
I/II	:1	3.45/2.21	3.45/2.21
III/IV	:1	1.59/1.00	1.59/1.00
V/R	:1	0.76/3.17	0.76/3.17
Final drive ratio	:1	3.46	3.38
Sequential Manual Gearbox (SMG) gear ratios	:1	TBD	TBD
Performance			
Drag coefficient	C _d	0.32	0.32
Top speed ¹	mph	128	128
Acceleration 0-60 mph ²	sec	7.1 (8.1)	6.4 (7.0)
Fuel consumption³			
Manual transmission			
City	mpg	20 ⁴	20 ⁵
Highway	mpg	29 ⁴	30 ⁵
5-speed automatic transmission			
City	mpg	19	19
Highway	mpg	27	27
Sequential Manual Gearbox (SMG)			
City	mpg	TBD	TBD
Highway	mpg	TBD	TBD

Figures in () apply to vehicles with automatic transmission.

1 Top speed limited electronically.

2 BMW AG test results. Actual acceleration results may vary, depending on specification of vehicle; road and environmental conditions; testing procedures and driving style. These results should be used for comparison only and verification should not be attempted on public roads. **BMW urges you to obey all posted speed laws and always wear safety belts.**

3 EPA-estimated figures are for comparison purposes only. Your actual mileage will vary, depending on speed, driving habits, trip length and driving conditions; actual mileage will most likely be lower.

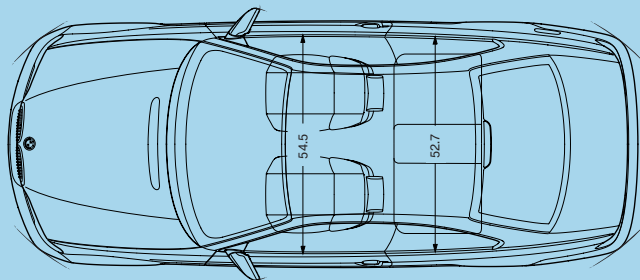

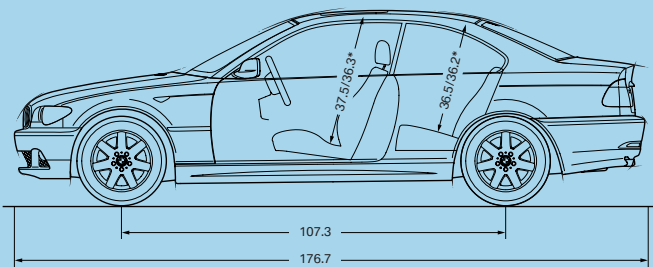
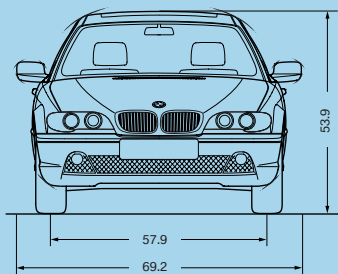
4 5-speed manual transmission.

5 6-speed manual transmission.

6 Due to low-profile tires, please note: wheels, tires and suspension parts are more susceptible to road hazard and consequential damages.

Tires, wheels and brakes⁶

		325Ci	330Ci
Tire dimensions	(standard)	205/55R-16 all-season	205/50R-17 all-season
Wheel dimensions	(standard)	16 x 7.0	17 x 7.0
Material		Cast alloy	Cast alloy
Brake dimensions	(diameter)		
	front – vented	inch	11.8
	rear – vented	inch	12.6



Illustrations above:

* = Dimension with optional moonroof.

All dimensions in inches.

U.S. Importer: BMW of North America, LLC, Woodcliff Lake, NJ 07677. All illustrations and specifications contained in this brochure are based on the latest product information available at the time of printing. BMW reserves the right to make changes at any time, without notice, in colors, materials, equipment, specifications and models. BMW may, subject to legal requirements, determine the Model Year designation of its vehicles. The Model Year designation on any particular model may be longer or shorter than 12 months. Some vehicles pictured may contain non-U.S. equipment. Some models may be shown with optional equipment. Further information can be obtained from your authorized BMW center or bmwusa.com.

©2003 BMW AG, Munich/Germany. Not to be reproduced wholly or in part without written permission of BMW AG, Munich. The BMW name and logo are registered trademarks.