

**BMW 2005 X5  
Sports Activity  
Vehicle**

X5 3.0i  
X5 4.4i  
X5 4.8is



**The Ultimate  
Driving Machine®**



British Columbia  
JBB



**The 2005 X5 SAV: The perfect vehicle for the road ahead –  
whether it's an Interstate or a gravel drive**



**Extending the boundaries**

**Designed for BMW-style performance –  
no matter which road you take**



The view from your seat of command:  
clear, elegant, enticing.





When it comes to horses, the more the merrier. The 355-hp X5 4.8is



Turns heads like a 355-horsepower drill.



BMW: Building impressive machines for over 80 years.





On-track performance. Buckle up.

## Standard and Optional | Equipment



**Xenon Adaptive Headlights** optimize road illumination when entering a curve or bend, helping to enhance safety when driving at night. Sensors continuously monitor the vehicle's driving data to determine the direction and how much to swivel the headlights – up to 15 degrees to the left or right. (std. in X5 4.8is and X5 4.4i; opt. in X5 3.0i)



A **four-spoke power tilt/telescopic leather-wrapped multi-function steering wheel** lets you keep both hands on the wheel while adjusting audio settings, cruise control and the accessory phone. (std. in X5 4.4i and X5 3.0i. Not available in X5 4.8is)



**Comfort seats** cradle both the driver and front-seat passenger with 16-way power adjustments, including four-way settings for lumbar support and headrest, plus two-way upper backrest angle adjustment for totally individualized support and comfort. (opt. in X5 4.8is and X5 4.4i; not available in X5 3.0i)



**Lumbar support** for front seats adds four-way adjustable comfort for the lower back. Lumbar support can be adjusted up/down and in/out. (std. in all models)



The close shift pattern of the **6-speed manual transmission**, standard in the X5 3.0i, delivers a precise, athletic feel for a more dynamic driving experience. (Not available in X5 4.8is or X5 4.4i)



**STEPTRONIC automatic transmission** provides a choice of three modes: "Drive," which incorporates BMW's Adaptive Transmission Control; "Sport" automatic, for a more dynamic shift pattern; and STEPTRONIC automatic, for the hands-on control of a manual without using a clutch. (5-speed STEPTRONIC automatic transmission opt. in X5 3.0i; six-speed STEPTRONIC automatic transmission std. in X5 4.8is and X5 4.4i)



**Heated steering wheel** keeps your hands warm on cool days, letting you drive without gloves. (opt. in X5 4.8is; opt. in X5 4.4i and X5 3.0i, and requires Cold Weather Package)

## Optional | Equipment



**On-board navigation system** uses the GPS (Global Positioning System) satellites and BMW technology to help show – and tell – you the way to your destination. BMW's upgraded eight-function on-board computer is included with the DVD-based navigation system, as are controls for the audio system and (accessory) phone. Cassette deck replaces CD player. (X4 4.4i and X5 3.0i: opt., requires Premium Package; standalone opt. in X5 4.8is)




**Heated rear seats** provide left and right rear-seat passengers with welcome warmth at the touch of a button. (std. in X5 4.8is; opt. in X5 4.4i and X5 3.0i, and requires Cold Weather Package)




**Adjustable Ride Height** raises the vehicle 1.5"<sup>1</sup> to help protect the undercarriage of the X5 when driving over rough roads, and lowers the vehicle 0.8"<sup>2</sup> when stopped to ease entry and exit. (std. in X5 4.8is; opt. in X5 4.4i and X5 3.0i, and requires Sport Package)



**BMW Assist<sup>1</sup>** allows you to easily summon emergency aid, BMW Roadside Assistance or medical/police help through the SOS button. In the event an airbag inflates, emergency personnel verbally contact you via the hands-free microphone. If they receive no response, emergency aid is immediately dispatched to your location. (std. in X5 4.8is; opt. and incl. in X5 4.4i and X5 3.0i Premium Package)



**Park Distance Control** uses eight sensors – four in front, four in the rear – to help you judge how close you are to other cars and unseen objects when parking. The warning beeps become faster as the bumper approaches the object, turning into a constant tone when the distance is less than 12 inches. (std. in X5 4.8is and X5 4.4i; opt. in X5 3.0i)



**Upgraded audio system** offers 12 speakers, including two subwoofers in the cargo compartment and two tweeters in the rear seating area, for incredibly lifelike sound. The system includes Digital Sound Processing, which can be set to create three different acoustic environments, such as a cathedral, concert hall and jazz club. (std. in X5 4.8is; opt. in X5 4.4i and X5 3.0i)

<sup>1</sup>Please see your authorized BMW center for limitations and rules on subscription services provided with BMW Assist.

Standard Equipment | Optional Equipment

Performance and efficiency	3.0i	4.4i	4.8is	Exterior	3.0i	4.4i	4.8is
3.0-liter, 225-hp dual overhead cam (DOHC), 24-valve inline 6-cylinder engine with Double-VANOS steplessly variable valve timing	●			17 x 7.5 Star Spoke (Styling 130) cast-alloy wheels, and 235/65R-17 all-season tires	●		
4.4-liter, 315-hp 32-valve V-8 engine, 4 overhead camshafts, Valvetronic, and steplessly variable intake manifold		●		18 x 8.5 Double Spoke (Styling 153) cast-alloy wheels, and 255/55R-18 all-season tires		●	
4.8-liter, 355-hp 32-valve V-8 engine, 4 overhead camshafts, Valvetronic, and steplessly variable intake manifold			●	18 x 8.5 Y Spoke (Styling 131) cast-alloy wheels, and 255/55R-18 all-season tires	■		
6-speed manual transmission	●			18 x 8.5 Star Spoke (Styling 74) cast-alloy wheels, and 255/55R-18 all-season tires		■	
5-speed electronically controlled automatic transmission with Adaptive Transmission Control and STEPTRONIC gear selection, including Sport mode	○			19 x 9.0 front / 19 x 10.0 rear Star Spoke (Styling 132) wheels, and 255/50R-19 front, 285/45R-19 rear performance tires <sup>2</sup>		○ <sup>1</sup>	
6-speed electronically controlled automatic transmission with Adaptive Transmission Control and STEPTRONIC gear selection, including Sport mode		●	●	20 x 9.5 front / 20 x 10.5 rear Star Spoke (Styling 168) wheels, and 275/40R-20 front, 315/35R-20 rear performance tires <sup>2</sup>			●
				Spare tire – 235/65R-17 all-season tire on 17 x 7.5 cast-alloy wheel	●	●	
				Space-saver spare wheel with T155/90 D19 tire			●
				Xenon Adaptive Headlights with auto-leveling	○	●	●
				Halogen free-form low-beam headlights	●	●	●
				Halogen free-form foglights	●	●	●
				High-pressure liquid headlight cleaning system	□	□	●
				Dual power/heated outside mirrors	●	●	●
				Rain-sensing windshield wipers	●	●	●
				Intermittent windshield wipers with adjustable and vehicle-speed-sensitive wiping interval, single-wipe control, windshield-washer system with heated washer jets	●	●	●
				Rear-window wiper/washer with adjustable wiping interval	●	●	●
				Roof rails (accommodate various BMW roof carrier systems)	●	●	●
				Black chrome exhaust tips	■	■	
				Chrome exhaust tips			●
				Titanium-color front bumper grille insert	■	■	●
				Shadowline trim	■	■	●
				Metallic paint	●	●	●
				Body-color exterior door and tailgate handles	●	●	●
<b>Handling, ride and braking</b>							
xDrive all-wheel drive system	●	●	●				
All Season Traction for all-wheel drive	●	●	●				
Dynamic Stability Control (DSC-X) with Cornering Brake Control	●	●	●				
Dynamic Brake Control	●	●	●				
Hill Descent Control (HDC)	●	●	●				
Double-pivot strut-type front suspension	●	●	●				
Front subframe with dual hydraulic mounts	●	●	●				
Self-leveling rear axle with air springs	○	●	●				
Aluminum 4-link integral rear suspension	●	●	●				
Rear subframe on 4 rubber mounts	●	●	●				
Acoustically decoupled final drive with hydraulic rear mount	●	●	●				
Front and rear anti-roll (stabilizer) bars	●	●	●				
Twin-tube gas-pressure shock absorbers	●	●	●				
Engine-speed-sensitive power steering	●	●	●				
Sport suspension calibration	■	■	●				
Adjustable ride height	○ <sup>1</sup>	○ <sup>1</sup>	●				
4-wheel anti-lock disc brakes with ventilated front discs; electronic front/rear proportioning	●	●	●				

- Standard
- Optional
- ◆ Premium Package
- Sport Package
- ◇ Rear Climate Package
- Cold Weather Package
- △ BMW center-installed accessory

For the full selection of BMW X5 accessories, please see your authorized BMW SAV center.

<sup>1</sup> Optional; requires Sport Package.

<sup>2</sup> Due to low-profile tires, please note: wheels, tires and suspension parts are more susceptible to road hazard and consequential damages. Performance tires are not recommended for driving in ice and snow.

**Standard Equipment | Optional Equipment**

<b>Interior seating</b>	<b>3.0i</b>	<b>4.4i</b>	<b>4.8is</b>	<b>Comfort and convenience</b>	<b>3.0i</b>	<b>4.4i</b>	<b>4.8is</b>
12-way power driver's and passenger's seat (includes 4-way power lumbar support) and memory system for driver's seat, steering wheel and outside mirrors (3 settings)	●	●		Vehicle & Key Memory	●	●	●
12-way power front sport seats (includes 4-way power lumbar support) with 2-way manual thigh support adjustment, and memory system for driver's seat, steering wheel and outside mirrors (3 settings)	■ <sup>3</sup>	■	●	Panorama moonroof with fully automatic, two-piece glass panels, power slide and lift control, wind deflector and electric interior sunshade	○/◆	○/◆	●
16-way power Comfort seats		○	○	Power windows with key-off operation; "one-touch" opening and closing of all door windows, anti-trapping feature, and opening from remote	●	●	●
3-stage heated front seats	□	□	●	Air conditioning	●	●	●
Front-seat center console with armrest, phone accommodation, storage compartment	●	●	●	Automatic front climate control with separate left/right temperature settings and automatic recirculation control	●	●	●
Rear-seat center armrest	●	●	●	Rear climate control	◇ <sup>6</sup>	●	●
Heated rear seats (requires Cold Weather Package)	○	○	●	Active-charcoal micro-filter ventilation	●	●	●
Power adjustable rear seatbacks	◆	◆	●	Keyless entry with multi-function remote control; 2-step unlocking and remote tailgate release	●	●	●
Split folding rear seats	●	●	●	Park Distance Control (front and rear)	○	●	●
Leatherette upholstery	●			Automatic headlight control	●	●	●
Dakota Leather upholstery (seating, head restraints and door trim)	○/◆	●		Dual cupholders front and rear (total: 4-cup capacity)	●	●	●
Alcantara/Leather or Nappa Leather upholstery (seating, head restraints and door trim)			●	BMW Ambiance Lighting	●	●	●
Leather shift knob, handbrake grip and boot	●	●	●	Automatic tilt-down of right outside mirror for visibility of curb when backing up; includes "puddle" lights	○	◆	●
4-spoke, power tilt/telescopic leather-wrapped steering wheel with cruise, audio and phone <sup>4</sup> controls	●	●		Automatic-dimming rear-view mirrors <sup>7</sup>	○	◆	●
3-spoke, power tilt/telescopic leather-wrapped sport steering wheel with cruise, audio and phone <sup>4</sup> controls	■	■	●	Privacy glass in rear windows	◇	◇	●
Heated steering wheel	○ <sup>5</sup>	○ <sup>5</sup>	○	Retractable cargo floor	○	○	○
Anthracite headliner	■	■	●	<b>Audio system</b>			
Dual front sun visors with illuminated mirrors	●	●	●	Anti-theft AM/FM stereo CD <sup>8</sup> radio with Radio Data System (RDS), 3-channel FM diversity antenna system	●	●	
Ski bag	□	□	●	High-fidelity 10-speaker sound system	●	●	
Rear-door-window sunshades	◇	◇	●	Premium high-fidelity 12-speaker sound system with Digital Sound Processing (DSP) and 2 subwoofers	○	○	●
Fully finished cargo area with velour carpeting; tool kit under floor	●	●	●	Pre-wiring for BMW mobile phone systems	●	●	●
Retractable cargo cover	●	●	●	iPod Seamless Integration System <sup>9</sup>	△	△	△
				SIRIUS Satellite Radio <sup>9</sup>	△	△	△

<sup>3</sup> Requires leather upholstery or Premium Package.

<sup>4</sup> When vehicle is so equipped.

<sup>5</sup> Requires Cold Weather Package.

<sup>6</sup> Requires Premium Package.

<sup>7</sup> Includes both inside and outside mirrors.

Inside mirror includes compass with digital read-out.

<sup>8</sup> CD player not available with optional navigation system.

<sup>9</sup> For additional information, please visit your authorized BMW SAV center.

## Technical | Data

Instrumentation and controls	3.0i	4.4i	4.8is	Premium Package <sup>13</sup>	3.0i	4.4i	4.8is
Service Interval Indicator	●	●	●	Dakota Leather upholstery (seating, head restraints and door trim)	◆	●	
Electronic analog instrumentation with LED illumination	●	●	●	Panorama moonroof with fully automatic, 2-piece glass panels, power slide and lift control, wind deflector and electric interior sunshade	◆	◆	●
Outside-temperature display	●	●	●	Power adjustable rear seatbacks	◆	◆	●
Check Control vehicle monitor	●	●	●	8-function on-board computer	◆	◆	●
4-function on-board computer	●	●	●	BMW Assist <sup>11</sup> with Bluetooth <sup>®</sup> wireless communication system	◆	◆	●
8-function on-board computer	◆	◆	●	Automatic tilt-down of right outside mirror for visibility of curb when backing up; includes "puddle" lights		◆	●
On-board DVD-based navigation system, including 8-function on-board computer (not available with in-dash CD player)	○ <sup>10</sup>	○ <sup>10</sup>	○	Automatic-dimming rear-view mirrors		◆	●
Time-delay courtesy lights with actuation from driver's exterior door handle or remote control; automatic switch-on when engine is turned off	●	●	●				
Rear-window defroster	●	●	●	<b>Sport Package<sup>13</sup></b>			
Interior tailgate release, electrically operated	●	●	●	Sport suspension calibration	■	■	●
Separately controllable front and rear reading lights	○	●	●	Shadowline trim	■	■	●
BMW Universal Transceiver (garage-door opener)	●	●	●	12-way power front sport seats (includes 4-way power lumbar support) with 2-way manual thigh support adjustment, and memory system for driver's seat, steering wheel and outside mirrors (3 settings)	■ <sup>14</sup>	■	●
Tire pressure monitor	●	●	●	3-spoke, power tilt/telescopic leather-wrapped sport steering wheel with cruise, audio and phone <sup>15</sup> controls	■	■	●
				Anthracite headliner	■	■	●
<b>Safety and security</b>				Black chrome exhaust tips	■	■	●
Dual front-impact airbag Supplementary Restraint System (SRS) with dual-threshold and dual-stage deployment	●	●	●	Titanium-color front bumper grille insert	■	■	●
3-point safety belts and head restraints at all seating positions	●	●	●	18 x 8.5 Y Spoke (Styling 131) cast-alloy wheels, and 255/55R-18 all season tires	■		
Front safety belts with automatic pretensioners and force limiters	●	●	●	18 x 8.5 Star Spoke (Styling 74) cast-alloy wheels, and 255/55R-18 all season tires		■	
Front- and rear-compartment Head Protection System (HPS) with front side-impact airbags	●	●	●	19 x 9.0 front / 19 x 10.0 rear Star Spoke (Styling 132) wheels, and 255/50R-19 front, 285/45R-19 rear performance tires <sup>16, 17</sup>		○	
Rear-door-mounted side-impact airbags	○	○	○	Adjustable ride height <sup>16</sup>	○	○	●
Integrated deployment logic for safety-belt pretensioners, airbags and post-impact safety measures	●	●	●				
Adaptive Brake Lights	●	●	●	<b>Rear Climate Package<sup>13</sup></b>			
Battery Safety Terminal	●	●	●	Rear climate control <sup>10</sup>	◇	●	●
Central locking system	●	●	●	Privacy glass in rear windows	◇	◇	●
Coded Driveaway Protection	●	●	●	Rear-door-window sunshades	◇	◇	●
Alarm system with operation from keyhead remote, interior motion detector	●	●	●				
BMW Assist <sup>11</sup> with Bluetooth <sup>®</sup> wireless communication system	○/◆	○/◆	●	<b>Cold Weather Package<sup>13</sup></b>			
				3-stage heated front seats	□	□	●
<b>BMW Maintenance Program</b>				High-pressure liquid headlight cleaning system	□	□	●
Full Maintenance <sup>12</sup>	●	●	●	Ski bag	□	□	●

- Standard
- Optional
- ◆ Premium Package
- Sport Package
- ◇ Rear Climate Package
- Cold Weather Package

<sup>10</sup> Requires Premium Package.

<sup>11</sup> Please see your authorized BMW center for limitations and rules on subscription services provided with BMW Assist.

<sup>12</sup> Full Maintenance Program covers all factory-recommended maintenance, as determined by the Service Interval Indicator, for 4 years or 50,000 miles, whichever comes first. Full Maintenance Program includes items that need replacement due to normal wear and tear, provided wear and tear exceeds BMW specifications. This includes items such as brake pads, brake rotors and wiper blades that are not covered by the original New Vehicle Limited Warranty. Any adjustments required due to normal operating conditions are also included. For exclusions and limitations, refer to the Service and Warranty Information booklet that came with your new BMW, or see your authorized BMW SAV center for details.

<sup>13</sup> Packages can be ordered together.

<sup>14</sup> Requires Leather upholstery or Premium Package.

<sup>15</sup> When vehicle is so equipped.

<sup>16</sup> Requires Sport Package.

<sup>17</sup> Due to low-profile tires, please note: wheels, tires and suspension parts are more susceptible to road hazard and consequential damages. Performance tires are not recommended for driving in ice and snow.

## Technical | Data

Performance data					General				
		3.0i	4.4i	4.8is			3.0i	4.4i	4.8is
Acceleration, 0-60 mph	sec	7.8 (8.3) <sup>1</sup>	6.8 <sup>1</sup>	5.9	Curb weight	lbs	4652 (4696)	4927	5016
Top speed <sup>2</sup>	mph	130	130	153	Weight distribution	front/rear, %	48.1/51.9 (48.6/51.4)	49.7/50.3	
Fuel economy, EPA est. mpg <sup>3</sup>	manual automatic	15/21 16/21	16/22	16/21	Wheelbase	in	111.0	111.0	111.0
<b>Accommodations</b>					Track, front/rear	in	62.0/62.0	61.4/61.4	61.7/62.8
Seating capacity	persons	5	5	5	Length	in	183.7	183.7	183.7
Shoulder room, front/rear	in	58.0/57.2	58.0/57.2	58.0/57.2	Width	in	73.7	73.7	73.7
Head room, front <sup>4</sup> /rear	in	39.9/38.5	39.9/38.5	39.9/38.5	Height <sup>5</sup>	in	67.5	67.2	67.2
					Ground clearance	in	8.3	8.0	6.5
					Trailer-towing capacity	lbs	6000	6000	6000
<b>Chassis</b>									
		<b>3.0i</b>	<b>4.4i</b>	<b>4.8is</b>					
Front suspension		Struts, double-pivot lower arms, coil springs, twin-tube gas-pressure shock absorbers, anti-roll bar (Sport Package: sport suspension calibration)	Struts, double-pivot lower arms, coil springs, twin-tube gas-pressure shock absorbers, anti-roll bar (Sport Package: sport suspension calibration)	Struts, double-pivot lower arms, air springs, twin-tube gas-pressure shock absorbers, anti-roll bar					
Rear suspension		4-link integral suspension in aluminum, coil springs, twin-tube gas-pressure shock absorbers, anti-roll bar (Sport Package: sport suspension calibration)	4-link integral suspension in aluminum, self-leveling air springs, twin-tube gas-pressure shock absorbers, anti-roll bar (Sport Package: sport suspension calibration)	4-link integral suspension in aluminum, self-leveling air springs, twin-tube gas-pressure shock absorbers, anti-roll bar					
Steering type		Rack & pinion, engine-speed-sensitive variable power assist	Rack & pinion, engine-speed-sensitive variable power assist	Rack & pinion, engine-speed-sensitive variable power assist					
Steering ratio		21.1:1	21.1:1	21.1:1					
Turns, lock-to-lock		3.5	3.5	3.5					
Turning circle, ft.		39.7	39.7	39.7					
Wheels, standard		Cast alloy, 17 x 7.5 front & rear	Cast alloy, 18 x 8.5 front & rear	Cast alloy, 20 x 9.5 front, 20 x 10.5 rear					
Wheels, optional (Sport Package) <sup>6</sup>		Cast alloy, 18 x 8.5 front & rear	Cast alloy, 19 x 9.0 front, 19 x 10.0 rear						
Tires, standard		235/65R-17 all-season front & rear	255/55R-18 all-season front & rear	275/40R-20 front performance <sup>6</sup> 315/35R-20 rear performance <sup>6</sup>					
Tires, optional (Sport Package)		255/55R-18 all-season front & rear	255/50R-19 front performance <sup>6</sup> 285/45R-19 rear performance <sup>6</sup>						
4-wheel disc brakes (front/rear)		13.1-in. ventilated front, 12.8-in. solid rear with electronic brake proportioning, Anti-lock Braking System & Dynamic Brake Control	13.1-in. ventilated front, 12.8-in. ventilated rear with electronic brake proportioning, Anti-lock Braking System & Dynamic Brake Control	14.0-in. ventilated front, 12.8-in. ventilated rear with electronic brake proportioning, Anti-lock Braking System & Dynamic Brake Control					
Stability-enhancement systems		Dynamic Stability Control Cornering Brake Control Hill Descent Control (HDC) xDrive	Dynamic Stability Control Cornering Brake Control Hill Descent Control (HDC) xDrive	Dynamic Stability Control Cornering Brake Control Hill Descent Control (HDC) xDrive					

Figures in ( ) refer to X5 3.0i with automatic transmission.

<sup>1</sup> Preliminary BMW AG test results. Actual acceleration results may vary, depending on specification of vehicle; road and environmental conditions; testing procedures and driving style. These results should be used for comparison only and verification should not be attempted on public roads. **BMW urges you to obey all posted speed laws and always wear safety belts.**

<sup>2</sup> Top speed limited electronically.

<sup>3</sup> EPA-estimated figures are for comparison purposes only. Your actual mileage will vary, depending on speed, driving habits, trip length and driving conditions; actual mileage will most likely be lower.

<sup>4</sup> Without moonroof.

<sup>5</sup> Measurements do not include roof rail height of 1.8 inches.

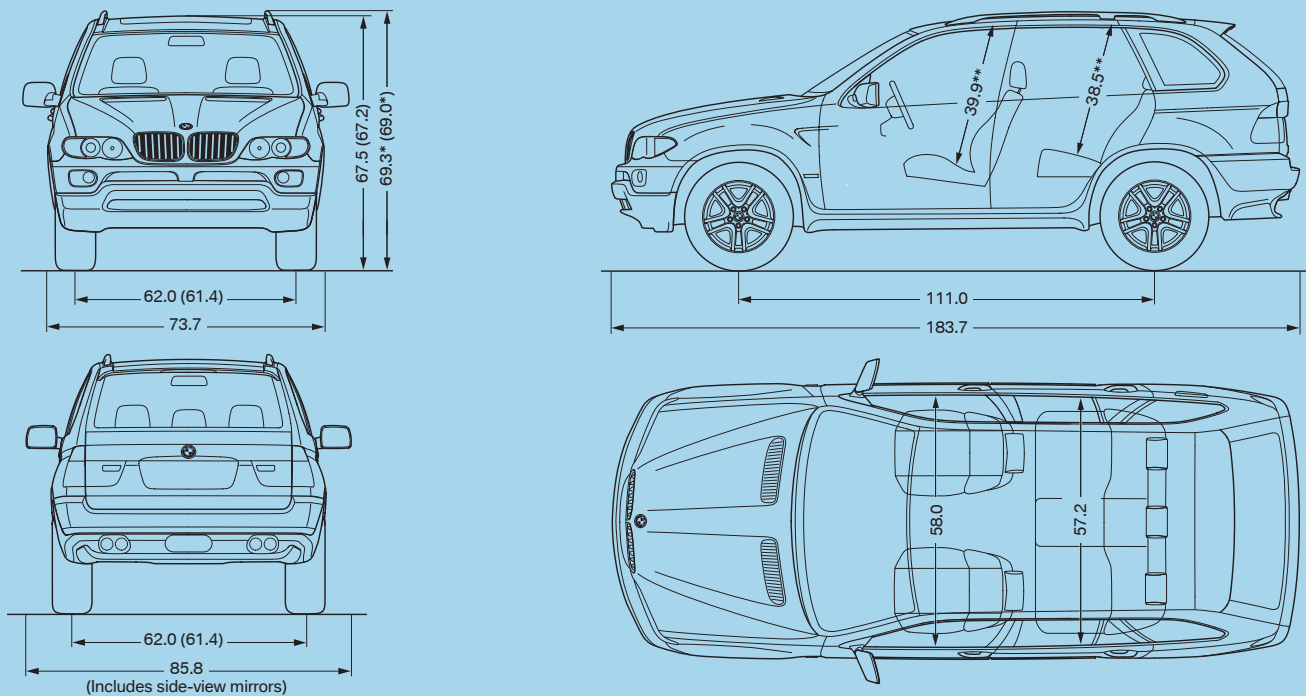
<sup>6</sup> Due to low-profile tires, please note: wheels, tires and suspension parts are more susceptible to road hazard and consequential damages. Performance tires are not recommended for driving in ice and snow.

## Technical | Data

<b>Drivetrain</b>	<b>3.0i</b>	<b>4.4i</b>	<b>4.8is</b>
Drive system	Front engine/xDrive all-wheel drive system with All Season Traction	Front engine/xDrive all-wheel drive system with All Season Traction	Front engine/xDrive all-wheel drive system with All Season Traction
Manual transmission	6-speed manual transmission	–	–
Gear ratios	1st 5.13:1 2nd 2.83:1 3rd 1.78:1 4th 1.26:1 5th 1.00:1 6th 0.83:1 Reverse 4.64:1	– – – – – – –	– – – – – – –
Final drive ratio	4.10:1	–	–
Automatic transmission	5-speed with Adaptive Transmission Control & STEPTRONIC automatic/clutchless manual	6-speed with Adaptive Transmission Control & STEPTRONIC automatic/clutchless manual	6-speed with Adaptive Transmission Control & STEPTRONIC automatic/clutchless manual
Gear ratios	1st 3.42:1 2nd 2.22:1 3rd 1.60:1 4th 1.00:1 5th 0.75:1 Reverse 3.03:1	1st 4.17:1 2nd 2.34:1 3rd 1.52:1 4th 1.14:1 5th 0.87:1 6th 0.69:1 Reverse 3.40:1	1st 4.17:1 2nd 2.34:1 3rd 1.52:1 4th 1.14:1 5th 0.87:1 6th 0.69:1 Reverse 3.40:1
Final drive ratio	4.10:1	4.10:1	3.91:1
<b>Body</b>			
Type	Unitized all-steel structure	Unitized all-steel structure	Unitized all-steel structure
Aerodynamic drag coefficient C <sub>d</sub>	0.35	0.36	0.38
EPA classification	Light-duty truck	Light-duty truck	Light-duty truck
<b>Engine</b>			
Engine type	DOHC 24-valve inline six-cylinder	4-overhead-cam 32-valve V-8	4-overhead-cam 32-valve V-8
Bore x stroke, in/mm	3.31 x 3.53 / 84.0 x 89.6	3.62 x 3.26 / 92.0 x 82.7	3.66 x 3.48 / 93.0 x 88.3
Displacement, cu in/cc	181.8 / 2979	268.4 / 4398	292.9 / 4799
Compression ratio	10.2:1	10.0:1	10.5:1
Power @ rpm, hp	225 @ 5900	315 @ 5400	355 @ 6200
Torque @ rpm, lb-ft	214 @ 3500	324 @ 3600	369 @ 3500
Engine-management system	Siemens MS43; Double-VANOS steplessly variable intake and exhaust valve timing, engine cooling & other functions included in control strategy	Motronic ME 9.2.1; Valvetronic variable valve lift, Double-VANOS steplessly variable intake and exhaust valve timing, engine cooling & other functions included in control strategy	Motronic ME 9.2.1; Valvetronic variable valve lift, Double-VANOS steplessly variable intake and exhaust valve timing, engine cooling & other functions included in control strategy
Fuel requirement	Premium unleaded (min. 91 octane)	Premium unleaded (min. 91 octane)	Premium unleaded (min. 91 octane)
Fuel capacity, U.S. gal	24.3	24.3	24.3
Emission control	3-way catalytic converter, dual oxygen sensors, secondary air injection, closed-loop mixture control (50 states)	3-way catalytic converter, dual oxygen sensors, secondary air injection, closed-loop mixture control (50 states)	3-way catalytic converter, dual oxygen sensors, secondary air injection, closed-loop mixture control (50 states)
Emissions certification*	Ultra-Low Emission Vehicle (ULEV)	Low Emission Vehicle (LEV)	Low Emission Vehicle (LEV)
* EPA/California Air Resources Board			

All vehicle specifications contained in this document are based on the latest product information available at the time of printing. BMW reserves the right to make changes, without notice, in colors, materials, equipment, specifications and models. Further information can be obtained from your authorized BMW SAV center or [bmwusa.com](http://bmwusa.com).





All dimensions in inches.  
 Figures in ( ) refer to X5 4.4i and X5 4.8is.  
 \*Including roof rails.  
 \*\*Without panorama moonroof.

**Make your mark on the X5.** Have the Sports Activity Vehicle you've always wanted. Exactly the way you've always wanted it. BMW gives you the choice. Don't compromise! ■

U.S. Distributor: BMW of North America, LLC, Woodcliff Lake, NJ 07677. All illustrations and specifications contained in this brochure are based on the latest product information available at the time of printing. BMW reserves the right to make changes at any time, without notice, in colors, materials, equipment, specifications and models. BMW may, subject to legal requirements, determine the Model Year designation of its vehicles. The Model Year designation on any particular model may be longer or shorter than 12 months. Some vehicles pictured may contain non-U.S. equipment. Some model may be shown with optional equipment. Further information can be obtained from your authorized BMW SAV center or [bmwusa.com](http://bmwusa.com).

©2005 BMW of North America, LLC. Not to be reproduced wholly or in part without written permission of BMW of North America, LLC. The BMW name and logo are registered trademarks.

**All vehicle specifications contained in this document are based on the latest product information available at the time of printing. BMW reserves the right to make changes, without notice, in colors, materials, equipment, specifications and models. Further information can be obtained from your authorized BMW SAV center or [bmwusa.com](http://bmwusa.com).**