

**BMW**  
**5 Series Sedan**

525i  
525xi  
530i  
530xi  
545i



**The Ultimate  
Driving Machine®**







Low weight and near-perfect weight distribution  
deliver superior handling.

Shown: Orient Blue metallic 530i with optional Sport Package (above).



## Ultra-light construction that's light-years ahead of its time

The 5 Series is larger and more comfortable than its predecessor, yet it doesn't weigh much more. This paradox is achieved through the use of advanced materials, ultra-light alloys, and space-saving design. The entire front end is constructed of aluminum components, which weigh less than the materials previously used. The suspension is also virtually all-aluminum, saving overall vehicle weight while delivering a compliant, yet firm ride. Lighter overall weight allows the 545i to employ rack-and-pinion steering (rather than a recirculating ball system) for more communicative response from the road.



Shown: Silver Gray metallic 545i with optional Sport Package (right).







## Absolute comfort. Precise control.

One look at the dash and you know: the instrumentation brings a sense of clarity and freedom to the act of driving. Climate and audio controls are on the dash and steering wheel, and many more comfort and convenience features are easily accessible through the iDrive Controller knob and monitor. Best of all, you enjoy the quality material, exacting craftsmanship, and timeless elegance you expect of BMW.

Shown: 545i interior with Beige Dakota Leather, 12-way power heated sport seats and Poplar Grain wood interior trim. Heated seats are included in optional Cold Weather Package.



Anyone starting up the 3.0-liter inline-six powerplant in the 525i/xi or 530i/xi will notice how smoothly the engine runs. Double-VANOS technology provides precise valve timing at every engine speed, and optimizes the amount of air/fuel mixture in the engine. The results: improved torque, acceleration, performance, efficiency, and BMW's acclaimed silky-smooth driving feel.

## Lighter. Stronger. Faster.

# BMW's all-new 3.0-liter engines.

For those who appreciate the artistry of harnessing energy, the inline six-cylinder engine has long stood as a BMW trademark. Now the next-generation inline six has raised the benchmark yet higher. Endowed with BMW's advanced Valvetronic technology, the new 215-horsepower engine in the 525i/xi and 255-horsepower variant in the 530i/xi "breathe" better than their predecessors, resulting in greater power, higher torque, quicker engine response, a smoother idle, and enhanced fuel efficiency. Since excess weight hinders quick acceleration and nimble handling, the engine block is made of a lightweight composite magnesium/aluminum. Hydroformed camshafts and magnesium components further lighten the load. As a result, the engine launches the 525i from 0-60 in 7.3 seconds,<sup>1</sup> and the 530i in 6.4 seconds.<sup>2</sup>

<sup>1</sup> Manual transmission; 7.6 seconds, automatic transmission.

<sup>2</sup> Manual transmission; 6.6 seconds, automatic transmission.

BMW AG preliminary test results. Always wear safety belts and obey local speed laws.



Refined power and unmatched performance: the hallmark of the 545i, courtesy of its mighty 4.4-liter, 325-hp V-8 that propels it from 0-60 in 5.7 seconds.<sup>3</sup> All 5 Series models now offer BMW's revolutionary Valvetronic electronic valve control system, which provides fully variable valve lift control on the inlet valves. As a result, you enjoy smooth, responsive acceleration from low to high revs in every gear, with ample reserves of power throughout the rpm band. It's the unmistakable signature of a BMW engine, and one of life's pleasures for all BMW drivers.

<sup>3</sup> Manual transmission; 5.8 seconds, auto. transmission.









The road is dry, so most of the power is sent to the rear axle for good traction and that typical BMW driving feel.

xDrive detects snow under the rear tires. For optimal traction, the clutch plate transfers more power to the front wheels.


Snow. Rain. Wet leaves. Gravel.

xDrive gives you the power to master virtually anything the road throws at you.





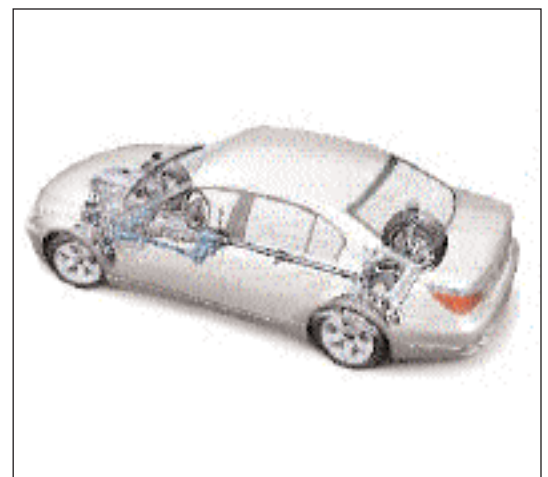
The front tires drive over slippery leaves. In split seconds, the clutch plate opens, sending all available power to the rear axle.



The road is covered in water. As all the wheels reach the wet asphalt, xDrive, sensing wheelspin, sends sufficient traction to appropriate wheels to help maintain stability.

BMW's intelligent xDrive all-wheel drive system<sup>1</sup> takes all-road traction to new heights, while maintaining the 5 Series' legendary agility. On smooth, dry roads, the 525xi and 530xi have the feel of their rear-wheel drive stablemates. But hit a wet uphill curve for instance, and even before wheelspin can occur, the xDrive system immediately recognizes any need for a change in power distribution. Almost instantaneously, xDrive can send more torque to the front axle in order to enhance stability. Should one wheel on an axle spin faster than the other, the brakes can be applied individually, as needed, to bring all wheels back in sync. At any given moment, xDrive is working hard, shifting drive power, reducing over- or understeer, enhancing agility, and providing the best possible traction.

<sup>1</sup>xDrive is standard in 525xi and 530xi; start of production spring 2005.







■ / □ **Xenon Adaptive Headlights** provide brilliant clarity of the road ahead and to the side at night and in conditions with poor visibility. The dynamic auto-leveling feature adjusts for varying passenger and cargo loads, helping to keep headlight glare out of the eyes of oncoming drivers. BMW Adaptive Headlights provide optimum road illumination around corners, thanks to an electro-mechanical control system that directs the headlights into and through the bend as soon as the vehicle begins cornering. (std. 530i/xi and 545i; opt. on 525i/xi)



■ **Halogen free-form foglights**, integrated into the deep front spoiler, enhance your margin of safety in bad visibility. Ellipsoid free-form technology ensures even light distribution on the road.



■ **BMW's distinctive front kidney-shaped grille** features chrome slats and surround.




■ **Power-adjustable heated side-view mirrors** are blue-tinted; the back side matches the body color.






■ **17 x 7.5 Star Spoke (Styling 138) cast alloy wheels and 225/50R-17 all-season tires.** (std. 525i/xi and 530i/xi; spare is a space-saver wheel and tire)



■ **17 x 7.5 Double Spoke (Styling 116) cast alloy wheels and 225/50R-17 all-season tires.** (std. 545i; spare is a space-saver wheel and tire)



■ Aerodynamic shark antenna serves as the **BMW Assist** link to the integrated wireless communication system and Global Positioning System receiver available 24 hours a day, providing Automatic Collision Notification, Emergency Requests, and Enhanced Roadside Assistance. For further information on services, contact your authorized BMW center.



■ **Three-spoke leather-wrapped multi-function steering wheel** lets you keep both hands on the wheel while adjusting various comfort functions, such as changing the radio, CD selections and volume. Optional Voice Control (included with optional on-board navigation system) can be used to change radio stations and audio selection, navigation system destinations, and (accessory) telephone entries.



■ Easy-to-read **Information Display** with precise, dazzle-free analog indicators. Data, such as trip mileage counter, can be checked using LCD displays on the instrument panel.



## Standard equipment | Optional equipment

	525i	525xi <sup>1</sup>	530i	530xi <sup>1</sup>	545i
<b>Performance and efficiency</b>					
3.0-liter dual overhead cam (DOHC), 24-valve inline 215-horsepower 6-cylinder engine with composite magnesium/aluminum engine block, Valvetronic system, and 1-stage air intake manifold	●	●			
3.0-liter dual overhead cam (DOHC), 24-valve inline 255-horsepower 6-cylinder engine with composite magnesium/aluminum engine block, Valvetronic system, and 3-stage air intake manifold			●	●	
4.4-liter, 325-horsepower 32-valve V-8 engine with 4 overhead camshafts, aluminum engine block and cylinder head(s), Valvetronic system, and steplessly variable air intake manifold					●
Direct ignition system with knock control	●	●	●	●	●
Electronically controlled engine cooling (map cooling)	●	●	●	●	●
6-speed manual transmission	●	●	●	●	●
6-speed STEPTRONIC automatic transmission with Sport and Manual shift modes and Adaptive Transmission Control (ATC)	○	○	○	○	○ <sup>2</sup>
6-speed Sequential Manual Gearbox (SMG) with Automated and Manual shift modes, includes Dynamic Driving Control (Sport button) <sup>3</sup>			○		○ <sup>4</sup>
<b>Handling, ride and braking</b>					
Aluminum double-pivot-type front suspension	●	●	●	●	●
Aluminum 4-link Integral rear suspension	●	●	●	●	●
Front and rear anti-roll (stabilizer) bars	●	●	●	●	●
Aluminum front and rear subframes	●	●	●	●	●
Twin-tube gas-pressure shock absorbers	●	●	●	●	●
4-wheel ventilated anti-lock disc brakes (ABS) with Dynamic Brake Control (DBC)	●	●	●	●	●
Sport suspension calibration	□		□		□
Active Roll Stabilization (ARS)	□		□		□
Engine-speed-sensitive variable-assist, variable-ratio power steering	●	●	●	●	●
Active Steering with Servotronic power assist	○		○		○/□
Dynamic Stability Control (DSC), including Dynamic Traction Control, electronic brake proportioning and cornering/braking stability enhancement	●	●	●	●	●
xDrive (start of production May 2005)		●		●	
<b>Instrumentation and controls</b>					
Multi-function 3-spoke steering wheel with controls for audio system, cruise control, and BLUETOOTH <sup>®</sup> wireless communication for hands-free telephone <sup>5</sup>	●	●	●	●	●
Electronic analog speedometer and tachometer and LCD main and trip odometers	●	●	●	●	●
Expanded Check Control vehicle monitor system	●	●	●	●	●
Head-up Display (HUD) <sup>6</sup>	○	○	○	○	○
iDrive system with on-board computer and controller	●	●	●	●	●
Exterior temperature display with alarm for freezing temperatures	●	●	●	●	●
Active Cruise Control (ACC)	○	○	○	○	○
BMW on-board navigation system with controller with voice feedback and Voice Command System	○	○	○	○	○
BMW Assist integrated wireless communication system	●	●	●	●	●
Vehicle & Key Memory	●	●	●	●	●

- = Standard
- = Optional
- ◇ = Included in optional Premium Package
- = Included in optional Sport Package
- ◆ = Included in optional Cold Weather Package

All information regarding the 525i/xi and 530i/xi is for Model Year 2006.  
All information regarding the 545i is for Model Year 2005.

<sup>1</sup> Start of production May 2005.

<sup>2</sup> Automatic transmission available as no-cost option.

<sup>3</sup> Requires Sport Package.

<sup>4</sup> SMG transmission available as no-cost option. Requires Sport Package.

<sup>5</sup> If so equipped.

<sup>6</sup> Requires on-board navigation system; not available with Green band windshield.



Exterior and aerodynamics	525i	525xi <sup>1</sup>	530i	530xi <sup>1</sup>	545i
17x7.5 Star Spoke (Styling 138) cast alloy wheels, 225/50R-17 all-season tires <sup>7</sup>	●	●	●	●	
17x7.5 Double Spoke (Styling 116) cast alloy wheels, 225/50R-17 all-season tires <sup>7</sup>					●
17x8.0 Star Spoke (Styling 122) cast alloy wheels, 245/45R-17 performance run-flat tires <sup>7,8</sup>	□	○ <sup>9</sup>			
18x8.0 Star Spoke (Styling 123) cast alloy wheels, 245/40R-18 performance run-flat tires <sup>7,8</sup>			□	○ <sup>9</sup>	
18x8.0 front, 18x9.0 rear Star Spoke (Styling 124) cast alloy wheels, 245/40R-18 front, 275/35R-18 rear performance run-flat tires <sup>7,8</sup>					□
Halogen free-form low-beam headlights	●	●	●	●	
Xenon Adaptive Headlights with dynamic auto-leveling	○	○	●	●	●
Automatic headlight control	●	●	●	●	●
High-pressure headlight cleaning system	◆	◆	◆	◆	◆
Halogen free-form foglights	●	●	●	●	●
Park Distance Control (front and rear) with graphic display	○	○	○	○	●
Rain-sensing windshield wipers with adjustable speed	●	●	●	●	●
Power adjustable, heated, body-colored side-view mirrors	●	●	●	●	●
Metallic paint	●	●	●	●	●
Chrome Line exterior trim	●	●	●	●	●
Shadowline exterior trim	□	□	□	□	□
<b>Interior seating</b>					
Leatherette upholstery	●	●	●	●	
Dakota leather upholstery and door trim	○/◆	○/◆	○/◆	○/◆	●
Split-folding lockable rear seats and ski bag	○	○	○	○	○
10-way power front seats with power head restraints	●	●	●	●	●
12-way power front sport seats with power adjustable thigh support	□ <sup>10</sup>	□ <sup>10</sup>	□ <sup>10</sup>	□ <sup>10</sup>	□
4-way power lumbar support for front seats	◆	◆	●	●	●
20-way power multi-function Comfort front seats (includes articulated upper backrest, 4-way lumbar support, passenger's-seat memory, and active head restraints with adjustable side and thigh support)	○ <sup>10</sup>	○ <sup>10</sup>	○ <sup>10</sup>	○ <sup>10</sup>	○
2-setting memory system for driver's seat, side-view mirrors, and steering wheel position	●	●	●	●	●
Open storage compartments in all doors and front seatback storage	●	●	●	●	●
Adjustable front center armrest	●	●	●	●	●
Dual center console compartments with provision for phone handset, climate-controlled lower compartment	●	●	●	●	●
Fold-up rear seat center armrest	●	●	●	●	●

Please refer to the Combinations chart on the Back Cover for details on limitations and exclusivity when selecting 5 Series Sedan exterior paint, upholstery material/color and corresponding interior trim.

<sup>7</sup> Spare is a space-saver wheel and tire.

<sup>8</sup> Due to low-profile tires, please note: wheels, tires and suspension parts are more susceptible to road hazard and consequential damages. Performance tires not recommended for driving in ice and snow.

<sup>9</sup> Requires Sport Package.

<sup>10</sup> Requires optional Dakota leather upholstery.

All illustrations and specifications contained in this brochure are based on the latest product information available at the time of printing. BMW reserves the right to make changes at any time, without notice, in colors, materials, equipment, specifications and models. BMW may, subject to legal requirements, determine the Model Year designation of its vehicles. The Model Year designation on any particular model may be longer or shorter than 12 months. Some vehicles pictured may contain non-U.S. equipment. Some models may be shown with optional equipment. While BMW NA makes all reasonable efforts to provide accurate information in this brochure, there is no guarantee or warranty of accuracy. Furthermore, we do not assume any liability for the accuracy or completeness of information presented. This brochure shall not be used or relied upon as a substitute for information that is available from your BMW center. Further information can be obtained from your authorized BMW center or [bmwusa.com](http://bmwusa.com).



## Standard equipment | Optional equipment

Comfort and convenience	525i	525xi <sup>11</sup>	530i	530xi <sup>11</sup>	545i
Automatic climate control with separate left/right temperature and air distribution controls, with automatic air recirculation	●	●	●	●	●
Micro-filter ventilation system with replaceable active-charcoal filters	●	●	●	●	●
2-way power glass moonroof with remote, expanded "one-touch" operation, anti-trapping feature, and sliding interior sunshade	●	●	●	●	●
Automatic tilt-down of passenger's side-view mirror (when car is shifted into reverse gear)	●	●	●	●	●
Power tilt and telescopic steering wheel with automatic tilt-up	●	●	●	●	●
Power windows with key-off and "one touch" up and down operation both front and rear, anti-trapping feature, opening from remote, and closing from exterior lock	●	●	●	●	●
Power rear-window sunshade and manual rear side-window sunshades with 2 shade sections per door	○	○	○	○	○
Interior courtesy lights with automatic dimming function	●	●	●	●	●
Front map lights and rear reading lights with separate controls for the left and right	●	●	●	●	●
BMW Ambiance Lighting	●	●	●	●	●
Dual front sun visors with illuminated mirrors	●	●	●	●	●
Dual cupholders in front and rear	●	●	●	●	●
Heated driver's door lock and rear window defroster	●	●	●	●	●
3-stage heated front seats <sup>12</sup>	◆	◆	◆	◆	◆
3-stage heated rear seats <sup>13</sup>	○	○	○	○	○
Heated steering wheel	◆	◆	◆	◆	◆
Fully finished trunk with drop-down tool kit and interior trunk release	●	●	●	●	●
Integrated 3-button Universal garage-door opener	◇	◇	◇	◇	●
Power outlet in front passenger's footwell, back of center console, and in trunk	●	●	●	●	●
Glove compartment with rechargeable take-out flashlight	●	●	●	●	●
<b>Safety and security</b>					
Driver's and passenger's front airbag supplemental restraint system (SRS) with dual-threshold deployment, 2-stage Smart Airbags	●	●	●	●	●
Front- and rear-seat Head Protection System (AHPS II)	●	●	●	●	●
Front-door-mounted side-impact airbags	●	●	●	●	●
Rear-seat side-impact airbags and automatic tensioners on rear outboard safety belts	○	○	○	○	○
Front safety belts with automatic tensioners and force limiters	●	●	●	●	●
Automatic-locking retractors (ALR) on all safety belts (for installation of child-restraint seats)	●	●	●	●	●
Interlocking door anchoring system to help protect against door intrusion in side impacts	●	●	●	●	●
Intelligent Safety and Information System (ISIS) for deployment of safety systems	●	●	●	●	●
Impact sensor that activates Battery Safety Terminal disconnect of alternator, fuel pump and starter from battery, turns on hazard lights, interior lights and unlocks doors	●	●	●	●	●
Coded Driveaway Protection (prevents engine start when your key with constantly changing electronic code is not used)	●	●	●	●	●
Remote keyless entry security alarm system with selective unlocking and double-lock feature (programmed at BMW center), remote trunk opening, interior motion detector, and panic feature	●	●	●	●	●
Adaptive Brake Lights	●	●	●	●	●

- = Standard
- = Optional
- ◇ = Included in optional Premium Package
- = Included in optional Sport Package
- ◆ = Included in optional Cold Weather Package
- = Included in optional Premium Sound Package
- △ = Aftersales accessory

All information regarding the 525i/xi and 530i/xi is for Model Year 2006.  
All information regarding the 545i is for Model Year 2005.

<sup>11</sup> Start of production May 2005.

<sup>12</sup> Features depend upon type of front seats.

<sup>13</sup> Requires Cold Weather Package.



	525i	525xi <sup>11</sup>	530i	530xi <sup>11</sup>	545i
<b>Audio system</b>					
Anti-theft AM/FM stereo/CD audio system with 10 speakers, Auto-Store, and FM diversity antenna system	●	●	●	●	●
Logic7 sound system with 13 speakers, Surround Sound, Digital Sound Processing (including two subwoofers)	■	■	■	■	■
6-disc CD changer mounted in glove compartment; includes all features of standard audio system	■	■	■	■	■
Pre-wiring for BMW center installation of BMW 6-CD changer and BLUETOOTH® wireless communication for hands-free telephone	●	●	●	●	●
SIRIUS Satellite Radio <sup>14</sup>	○/△	○/△	○/△	○/△	○/△
<b>BMW Maintenance Program</b>					
BMW Full Maintenance <sup>15</sup>	●	●	●	●	●
<b>Premium Packages</b>					
Dakota leather upholstery and door trim	◇	◇	◇	◇	●
4-way power lumbar support for front seats	◇	◇	●	●	●
Integrated 3-button Universal garage-door opener	◇	◇	◇	◇	●
Auto-dimming inside rear-view mirror	◇	◇	◇	◇	●
Lighting Package	◇	◇	◇	◇	●
<b>Sport Packages</b>					
17x8.0 Star Spoke (Styling 122) cast alloy wheels, 245/45R-17 performance run-flat tires <sup>16</sup>	□	○ <sup>17</sup>			
18x8.0 Star Spoke (Styling 123) cast alloy wheels, 245/40R-18 performance run-flat tires <sup>16</sup>			□	○ <sup>17</sup>	
18x8.0 front, 18x9.0 rear Star Spoke (Styling 124) cast alloy wheels, 245/40R-18 front, 275/35R-18 rear performance run-flat tires <sup>16</sup>					□
12-way power front sport seats with power adjustable thigh support	□	□	□	□	□
Active Roll Stabilization (ARS)	□		□		□
Sport suspension calibration	□		□		□
Active Steering with Servotronic power assist	○		○		○/□
Shadowline exterior trim	□	□	□	□	□
<b>Premium Sound Package</b>					
Logic7 sound system with 13 speakers, Surround Sound, Digital Sound Processing (including two subwoofers)	■	■	■	■	■
6-disc CD changer mounted in glove compartment; includes all features of standard audio system	■	■	■	■	■
<b>Cold Weather Package</b>					
3-stage heated front seats <sup>12</sup>	◆	◆	◆	◆	◆
3-stage heated rear seats <sup>13</sup>	○	○	○	○	○
High-pressure headlight cleaning system	◆	◆	◆	◆	◆
Heated steering wheel	◆	◆	◆	◆	◆

068  
069

<sup>14</sup> Pre-wiring required. Please visit your authorized BMW center for details on equipment.

<sup>15</sup> Full Maintenance Program covers all factory-recommended maintenance, as determined by the Service Interval Indicator for 4 years or 50,000 miles, whichever comes first. Full Maintenance Program includes items that need replacement due to normal wear and tear, provided wear and tear exceeds BMW specifications. This includes items such as brake pads, brake rotors and wiper blades that are not covered by the original New Vehicle Limited Warranty. Any adjustments required due to normal operating conditions are also included. For exclusions and limitations, refer to the Service and Warranty Information booklet that came with your new BMW, or see your authorized BMW center for details.

<sup>16</sup> Spare is a space-saver wheel and tire. Due to low-profile tires, please note: wheels, tires and suspension parts are more susceptible to road hazard and consequential damages. Performance tires not recommended for driving in ice and snow.

<sup>17</sup> Requires Sport Package.

## Specifications | Technical data

Weight <sup>1</sup>		525i	525xi <sup>2</sup>	530i	530xi <sup>2</sup>	545i
Unladen						
Manual transmission	lbs	3428	3627	3472	3638	3803
Sequential Manual Gearbox (SMG)	lbs			3494		3814
Automatic transmission	lbs	3450	3660	3494	3671	3814
Weight distribution, front/rear						
Manual transmission	%	49.8/50.2	51.4/48.6	50.8/49.2	51.5/48.5	51.3/48.7
Sequential Manual Gearbox (SMG)	%			51.1/48.9		51.4/48.6
Automatic transmission	%	50.2/49.8	51.8/48.2	51.1/48.9	52.0/48.0	51.4/48.6
<b>Engine</b>						
Liter/type		3.0/inline 6	3.0/inline 6	3.0/inline 6	3.0/inline 6	4.4/V-8
Bore/stroke	inch	3.35x 3.47	3.35x 3.47	3.35x 3.47	3.35x 3.47	3.62x 3.26
Nominal output/rpm	hp	215/6250	215/6250	255/6600	255/6600	325/6100
Max. torque/rpm	lb-ft	185/2750	185/2750	220/2750	220/2750	330/3600
Compression ratio	:1	10.7	10.7	10.7	10.7	10.0
Fuel grade		Unleaded premium	Unleaded premium	Unleaded premium	Unleaded premium	Unleaded premium
<b>Transmission</b>						
Standard gear ratios	I/II/III :1	4.32/2.46/1.66	4.35/2.50/1.66	4.35/2.50/1.66	4.35/2.50/1.66	4.06/2.40/1.58
	IV/V/VI/R :1	1.23/1.00/0.85/3.94	1.23/1.00/0.85/3.93	1.23/1.00/0.85/3.93	1.23/1.00/0.85/3.93	1.19/1.00/0.87/3.68
	Final drive ratio :1	3.38	3.46	3.23	3.23	2.93
Automatic gear ratios	I/II/III :1	4.17/2.34/1.52	4.17/2.34/1.52	4.17/2.34/1.52	4.17/2.34/1.52	4.17/2.34/1.52
	IV/V/VI/R :1	1.14/0.87/0.69/3.40	1.14/0.87/0.69/3.40	1.14/0.87/0.69/3.40	1.14/0.87/0.69/3.40	1.14/0.87/0.69/3.40
	Final drive ratio :1	3.91	4.10	3.64	3.73	3.38
<b>Performance</b>						
Drag coefficient	C <sub>d</sub>	0.28	0.30	0.28	0.30	0.29
Top speed <sup>3</sup>	mph	150 (150)	147 (144)	150 (150)	150 (150)	150
Acceleration 0–60 mph						
Manual transmission [SMG]	sec	7.3	7.9	6.4 [6.4]	6.6	5.7 [5.7]
Automatic transmission	sec	7.6	8.2	6.6	6.9	5.8
<b>Fuel consumption<sup>4</sup></b>						
Manual transmission [SMG]						
City/Highway	mpg	19/28	TBD/TBD	20/30 [20/29]	TBD/TBD	17/25 [16/24]
Automatic transmission						
City/Highway	mpg	19/28	TBD/TBD	19/29	TBD/TBD	18/26
Fuel capacity	U.S. gal	18.5	18.5	18.5	18.5	18.5
<b>Tires and Wheels</b>						
Tire dimensions	standard	225/50R-17	225/50R-17	225/50R-17	225/50R-17	225/50R-17 <sup>5</sup>
Wheel dimensions	standard	17x7.5	17x7.5	17x7.5	17x7.5	17x7.5 <sup>5</sup>
Material	standard	Cast alloy	Cast alloy	Cast alloy	Cast alloy	Cast alloy
<b>Brakes</b>						
Front – diameter	in	12.8	12.8	12.8	12.8	13.7
Rear – diameter	in	12.6	12.6	12.6	12.6	13.6

Figures in ( ) apply to vehicles with automatic transmission.  
Figures in [ ] apply to vehicles with SMG.

<sup>1</sup> Preliminary data.

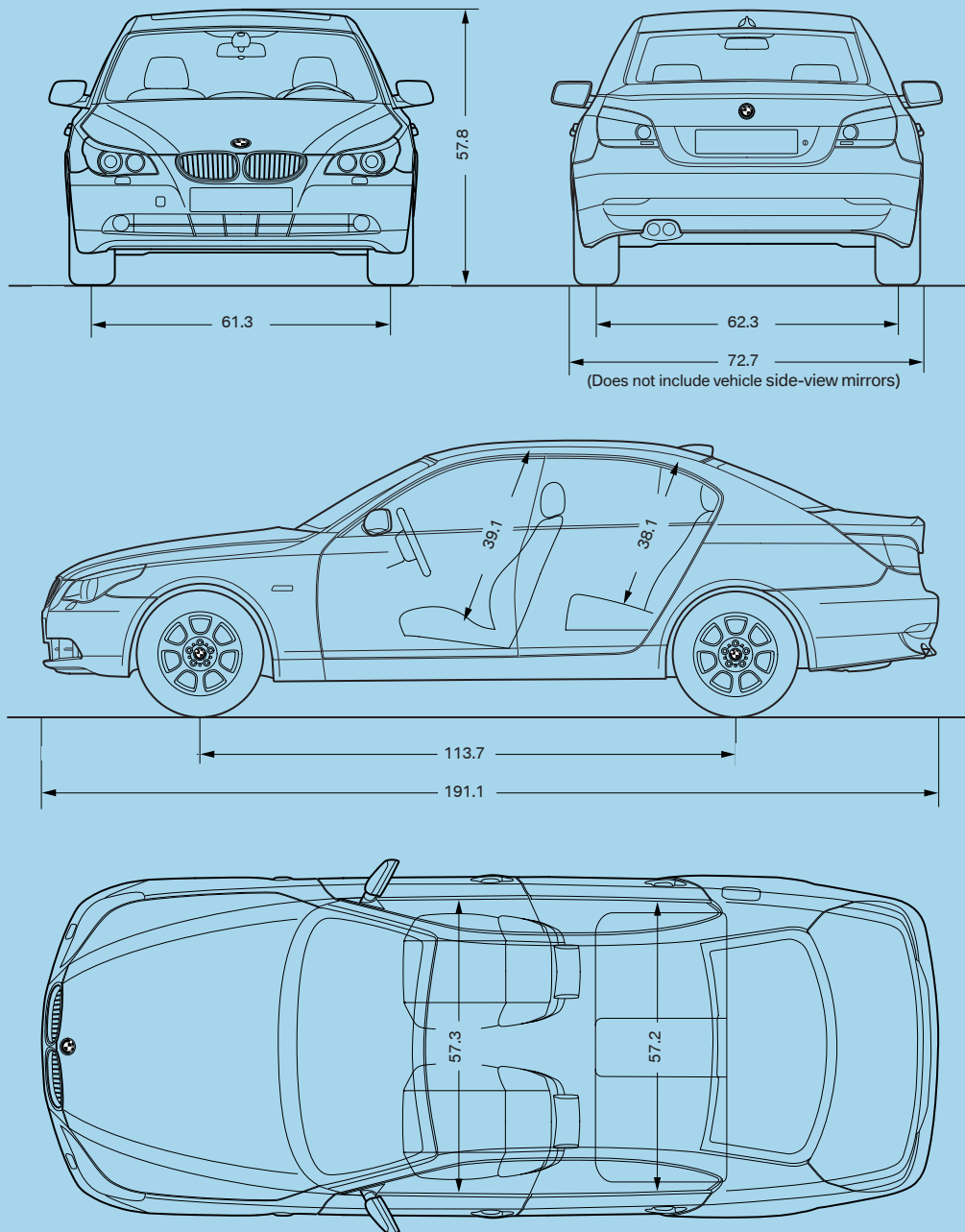
<sup>2</sup> Start of production May 2005.

<sup>3</sup> Top speed limited electronically.

<sup>4</sup> EPA-estimated figures are for comparison purposes only. Your actual mileage will vary, depending on speed, driving habits, trip length and driving conditions; actual mileage will most likely be lower.

<sup>5</sup> Dimensions are for 545i with automatic transmission.





All dimensions are shown in inches and apply to models with standard wheels.  
 NOTE: Measurements do not include vehicle width from mirror to mirror.

U.S. Importer: BMW of North America, LLC, Woodcliff Lake, NJ 07677. All illustrations and specifications contained in this brochure are based on the latest product information available at the time of printing. BMW reserves the right to make changes at any time, without notice, in colors, materials, equipment, specifications and models. BMW may, subject to legal requirements, determine the Model Year designation of its vehicles. The Model Year designation on any particular model may be longer or shorter than 12 months. Some vehicles pictured may contain non-U.S. equipment. Some models may be shown with optional equipment. Further information can be obtained from your authorized BMW center or [bmwusa.com](http://bmwusa.com).

# Combinations

	Leatherette <sup>1</sup>		Dakota Leather <sup>2</sup>			
Upholstery color <sup>3</sup>	Beige	Black	Beige	Gray	Auburn	Black
Interior color <sup>3</sup>	Beige	Black	Beige	Gray	Black	Black

Exterior paint colors <sup>4</sup>		Leatherette <sup>1</sup>		Dakota Leather <sup>2</sup>			
<b>300</b>	Alpine White Non-metallic	●	●	●	●	●	●
<b>668</b>	Jet Black Non-metallic	●	●	●	●	●	●
<b>354</b>	Titanium Silver Metallic		●		●		●
<b>A08</b>	Silver Gray Metallic	●	●	●	●		●
<b>A36</b>	Titanium Gray Metallic		●		●		●
<b>A09</b>	Amethyst Gray Metallic	●	●	●	●		●
<b>349</b>	Olivine Green Metallic	●	●	●	●	●	●
<b>430</b>	Oxford Green Metallic	●	●	●	●	●	●
<b>A07</b>	Mystic Blue Metallic	●	●	●	●	●	●
<b>317</b>	Orient Blue Metallic	●	●	●	●	●	●
<b>475</b>	Black Sapphire Metallic	●	●	●	●	●	●

Interior trim	Leatherette <sup>1</sup>	Dakota Leather <sup>2</sup>
Dark Poplar Grain Wood <sup>5</sup>		
Anthracite Maple Wood <sup>6</sup>		

<sup>1</sup>Leatherette: Standard in 525i/xi, 530i/xi.

<sup>2</sup>Dakota Leather: Standard in 545i; optional in 525i/xi, 530i/xi and included in Premium Package.

<sup>3</sup>Upholstery and Interior color: Beige Leather or Beige Leatherette Upholstery comes with Beige Interior Color. Black Leather or Black Leatherette Upholstery comes with Black Interior Color. Auburn Leather Upholstery comes with Black Interior Color, which includes a Black/Auburn color combination on the door panels. Gray Leather Upholstery comes with Gray Interior Color.

<sup>4</sup>All exterior paint colors are standard on all models.

<sup>5</sup>Dark Poplar Grain Wood: Standard in all models.

<sup>6</sup>Anthracite Maple Wood: No-cost option in all models.

**Please note: These representations of exterior and interior colors and interior wood trims should be used as a guide only. Due to variances in the calibration of your monitor or printer, these colors may appear different than they actually are.**

