

# BONNEVILLE





When the open road calls,  
here's your answer.

Equipped unlike any other Bonneville before, the monotone "Sport Luxury Edition" (SLE) aggressively responds to road work with standard 3800 V6 power. The engine's 170 horsepower and increased torque (now rated at 225 lbs-ft) flow through a 4-speed electronically controlled automatic overdrive transmission and a performance-oriented 3.06:1 axle ratio.

Further expanding the performance envelope are SLE's standard

four-wheel anti-lock brakes and available Traction Control system, each providing additional steering control when braking or accelerating on slippery roads.

At speed, the SLE's fully independent suspension conforms to nothing but the road. The optional variable-effort steering system turns the front wheels with maximum assist at parking speeds and with reduced assist when travelling at highway velocities to increase road feel.

**B**onneville SLE in Dark Green Metallic with 16" silver Crosslace wheels. Like every Bonneville, the SLE features polymer composite front fenders that bounce back from minor dings and will never rust. All corrosion-prone body panels are made from two-sided galvanized steel, a superior corrosion-resistant body material. Cover, Bonneville SLE shown in Light Gray Metallic.





**B**onneville SE in Light Gray Metallic with available 5-blade 16" aluminum wheels. Bonneville's rear deck lid opens at the bumper for easy access to the generous 18-cubic-foot trunk.

## Success is the best revenge.

**T**here are hundreds of models in the automotive market. How can you be certain you are making the right choice? Bonneville makes it easy.

No other six-passenger automobile wraps itself in such an attractive shape, and builds that shape from rustproof composite front fenders that spring back from minor dents, dings and mishaps. And, of course, no other sedan provides the driving excitement that's synonymous with

the renowned Bonneville nameplate.

As if the above weren't reason enough to consider Bonneville SE, a long list of standard features provides more justification. Outside, foglamps project a driving attitude as well as focused light. A 3800 V6 engine ranks among the best in class for delivering trouble-free quality and performance. Plus, excellent braking capabilities from standard four-wheel anti-lock brakes deliver extra steering control while braking on slick roads.



## Turn drive time into quality time.

**D**rivers of average vehicles dread drive time. Bonneville drivers, however, find their time behind the wheel stimulating, comfortable and secure.

Reasons for their contentment are

found on the standard equipment list of any Bonneville: a Tilt-Wheel adjustable steering column, air conditioning, a Delco AM/FM stereo, and power windows and locks.

These features are augmented by

key safety devices no legitimate luxury sedan should leave the garage without: a driver-side airbag, height-adjustable front shoulder belts, rear-door child-security locks, and the sophisticated theft-deterrent protection

provided by the PASS-Key II system.


A full collection of options, such as leather seating surfaces and fine sound systems with CD player, is located on the Bonneville Features & Options pages.



**B**onneville easily accommodates long items by providing unobstructed passage from the trunk into the rear-seat area, top. Bonneville SLE's interior in Beige leather seats five (four when pass-through access is utilized). Both front seats recline for maximum comfort. The standard driver-side airbag is concealed in the steering wheel hub. Bonneville SE interior, above, shown in Gray cloth.



**T**he SSEi interior shown  
in Gray leather.

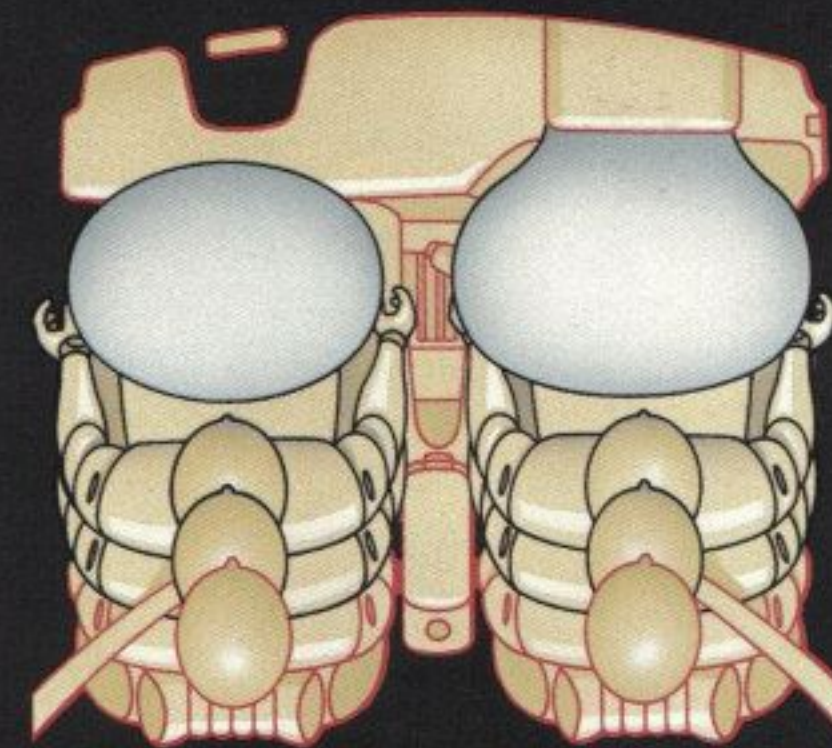


If any more features were standard, you'd need a second car.

In the automotive realm, there's not much more to ask for. SSE and SSEi have it all. Everything you'd expect to be standard, is: bucket seats that provide a commanding view of the road and the comprehensive instrument cluster, a driver's-side airbag, air conditioning, power windows, Tilt-Wheel adjustable steering column, six-way power driver's seat; and a sophisticated Delco AM/FM stereo cassette player with a graphic

equalizer, steering wheel controls for the radio and premium speakers. SSE also includes as standard: a multi-compartment overhead console with a 12-volt power outlet; tinted, heated and power outside rearview mirrors; and for the SSEi, a front passenger airbag, 12-way power driver's and passenger seats, leather seating surfaces, Head-Up Display instrumentation, automatic air conditioning, a full-featured theft-deterrent

system and an intelligent retained accessory power feature that allows operation of the windows, radio and optional sunroof up to ten minutes after the ignition has been turned off (or until a front door is opened). So much is standard on SSEi that only four options are available: a CD player, sunroof, a choice of wheels, and an engine block heater.



Above, SSE and SSEi feature complete analog instrumentation and standard duplicate steering wheel controls. Left, SSEi's standard driver and passenger front airbags enhance the protection provided by safety belts in certain severe frontal collisions.



Left, SSEi in Dark Green Metallic with gold 16" Crosslace wheels and Goodyear Eagle GT+4 tires. Front-wheel drive, Traction Control and four-wheel anti-lock brakes (ABS) make easy work of snow-covered roads. Below, the SSEi's Supercharged 3800 V6 delivers 205 horsepower at 4400 rpm and 260 lbs-ft of torque at 2600 rpm.

## Neither rain, nor snow, nor dark of night...

Equip an automobile with the means to take on virtually any road condition, and it will. It's a simple issue of mind and machine over matter. Such is the engineering principle behind the SSE and SSEi.

SSE takes on Mother Nature with the world-class 3800 V6 and 4-speed automatic, a powertrain rated at 170 horsepower and 225 lbs-ft torque. Augmenting SSE road manners are four-wheel anti-lock brakes, the Level III


fully independent sport-tuned suspension and 16" Goodyear Eagle GA touring tires. And fear not the dark of night as the standard Twilight Sentinel automatically illuminates SSE's head and running lights.

SSEi attacks the elements with three key features: Traction Control improves start-up acceleration and stability on slippery roads. Variable-effort steering increases steering assist for tight maneuvers like parking but reduces assist at highway

speeds to provide maximum feel of the road surface. Four-wheel anti-lock brakes (ABS), which can electronically pump the brakes up to 15 times per second, provide an additional measure of steering control on slippery roads or under very hard braking. The combined result maximizes driver control in virtually any driving situation, including emergencies.

SSEi's Supercharged version of the 3800 V6 is fortified with high-flow fuel injectors, maximum-duty rods

and pistons, and a forged steel crankshaft. At maximum boost (9 psi), horsepower peaks at 205 and torque at 260 lbs-ft. An electronically controlled 4-speed automatic delivers crisp shifts with driver-selectable shift calibrations provided. Matching the capabilities of this forced-induction powertrain are speed-rated (149+ mph) 225/60ZR16 Goodyear Eagle GT+4 tires that complete SSEi's performance package, tenaciously gripping any road surface.



## Bonneville Features & Options

### Exterior Features

	SE	SSE	SSEi
Antenna: Power	A	S	S
Exhaust: Stainless steel single	S	-	-
Stainless steel single-side dual outlet (inc. w/H4U and Y52 packages)	A	-	-
Stainless steel split dual rectangular	-	S	S
Exterior Appearance Package (WB7): Includes monotone bodyside applique and rocker molding, 16" 5-blade wheel (PF5) and P225/60R16 touring tires (not available with H4U)	A	-	-
Fog lamps	S	S	S
Glass, Solar-Ray tinted	S	S	S
Headlamps, composite, halogen	S	S	S
Headlamp washers	-	S	S
Mirrors: Sport, LH remote, RH manual	S	-	-
Sport LH power, RH power convex	A <sup>10</sup>	-	-
Heated, with blue tint, power	-	S	S
Moldings: Bodyside applique, monotone (included with WB7 only)	A	-	-
Ribbed aggressive monotone bodyside applique	-	S	S
Monotone ground effects package	-	S	S
Spoiler: Rear deck	A	S	S
Rear deck spoiler delete (available with H4U package on SE)	A	A	A
Sport Luxury Edition (H4U): Includes 16" aluminum Crosslace wheels (gold or silver), P225/60R16 touring tires, monotone applique and rocker molding, B20 Custom Trim, 45/45 bucket seats, leather seating areas, uplevel carpeting/floor mats, floor console, leather-wrapped steering wheel & shifter knob, power antenna, rear deck lid spoiler, dual outlet single-side exhaust, rear window defogger, 3.06 axle ratio and new specific grille. Available 10/1/92	A	-	-
Tires: P215/65R15 steel-belted, blackwall touring (QPH)	S	-	-
P215/65R15 steel-belted, whitewall touring (QPJ)	A	-	-
P225/60R16 steel-belted, blackwall Eagle GA touring (QNX)	A	S	-
P225/60R16 steel-belted, blackwall, Eagle GT+4 Z-rated (QVF) (standard with L67 Supercharged 3800)	-	A	S
Compact spare	S	S	S
Wheels/Wheel Covers: Bolt-on wheel covers - 15" (PG1)	S	-	-
Cast aluminum 5-blade, 16" (silver (PF5) or gold (N66) ports)	A	-	-
16" cast aluminum Crosslace (available 10/1/92): silver (N60) or gold (N73)	A <sup>#</sup>	A	A
Aero-Lite cast aluminum, 16" (PF4) (body color with Bright White, Light Beige Metallic and Light Gray Metallic)	-	S	S
Aero-Lite cast aluminum 16" (PA6) in Silver (standard on SSE and SSEi) with exterior in Black, Dark Green and Medium Red)	-	A	A

### Interior Features

Accessory emergency road kit	-	S	S
Acoustical insulation, additional	-	S	S
Airbag/safety belts: Driver-side	S	S	S
Passenger-side	-	A	S
Safety belts, 3-point active, height adjustable	S	S	S
Air conditioning: Manual	S	S	-
Automatic with outside air temperature indicator	-	A	S
Armrest: Front seat storage with dual cup holder	A	-	-
Rear seat with dual cup holder	S	S	-
Rear seat storage with dual cup holder (standard with leather seating areas)	A	A	S
Carpet: Deluxe (standard with leather seating areas on SE and SSE)	A	A	S
Console, front compartment floor with rear HVAC vents	A+	S	-
Console - with storage and power seat controls (requires 12-way articulating seats)	-	A	S
Convenience group (includes deck lid release, illuminated entry/retained accessory power and power mirrors)	A	-	-
Convenience net in trunk	A+	S	S
Cruise control	A <sup>10</sup>	S	S
Custom Trim (B20): With AM6 45/55 split bench seat (Doral Cloth, convenience net, front storage armrest with dual cup holders and deluxe floor mats). With AS7 45/45 bucket seats (Doral cloth, illuminated visor vanity mirrors, console with rear air conditioning vents, overhead console with power outlet, convenience net, front storage armrest with dual cup holders and deluxe floor mats)	A	-	-
Deck lid release	A <sup>10</sup>	S	S
Defogger, electric rear-window	A	S	S
Door locks, power	S	S	S
Driver's seat, power	A	S	S
Enhancement group (includes RH/LH illuminated visor mirrors, leather steering wheel, Twilight Sentinel)	A	-	-
Floor mats: Front and rear	S	-	-
Deluxe front/rear (with B20 Custom Trim)	A+	S	S
Fuel-filler door lock, electronic (requires anti-theft system)	-	A	S
Gauges: Backlit, analog, speedometer, fuel and coolant temperature	S	-	-
Backlit, analog, speedometer, tachometer, fuel, coolant temperature, battery voltage and oil pressure	A <sup>10</sup>	-	-
Driver Information Center and electronic compass	-	S	S

### Interior Features (continued)

	SE	SSE	SSEi
Electronic compass, Driver Information Center includes: check oil level, washer fluid low, low coolant, change oil, check gauges (oil pressure, battery voltage, coolant temperature), hood ajar, trunk ajar and lamp monitor (U50-SSE, U2F-SSEi) (Supercharged models include boost gauge)	-	S	S
Systems monitor includes: coolant temperature light, oil pressure indicator, battery voltage light and parking brake light	S	-	-
Head-Up Display (requires passenger-side airbag, electrochromic automatic inside rearview mirror and automatic A/C)	-	A <sup>10</sup>	S
Illuminated entry system and retained accessory power	A <sup>10</sup>	S	S
Instrument panel trim: Simulated burl woodgrain - models with split bench seats only	S	-	-
Soft-touch graphite - models with bucket seats only	A+	S	S
Keyless entry system, remote	A	A	S
Lamps: IP ashtray, glove box and trunk	S	S	S
Front overhead console, reading	S	S	S
Headlamp on warning (included in lamp group), key in ignition, fasten safety belts	A	S	S
Rear rail courtesy	S	-	-
Rear rail reading (included in lamp group)	A	S	S
Lights: Cluster warning, includes: oil pressure, check engine, brake system, security system, inflatable restraint (airbag)	S	S	S
Mirrors: Dual covered visor vanity	S	-	-
Dual illuminated visor vanity	A	S	S
Radios: Delco ETR AM/FM stereo with clock (UM7)	S	-	-
Delco ETR AM/FM stereo with auto-reverse cassette (UM6)	A	-	-
Delco ETR AM/FM stereo with auto-reverse cassette and 5-band graphic equalizer. Includes clock, touch control, seek up/down, search and replay, leather-wrapped steering wheel with radio controls, power antenna, Delco Loc II theft-deterrent (UW6), 6-speaker system on SE/SSE and U85 8-speaker system on SSEi (UX1)	A	S	S
Delco ETR AM/FM stereo with compact disc player, and 5-band graphic equalizer. Includes clock, touch control, seek up/down, search and replay, leather-wrapped steering wheel with radio controls, power antenna and radio anti-theft feature, and UW6 6-speaker system on SE and SSE, and U85 8-speaker system on SSEi (U1A)	A	A	A
4-way speaker system (not available with UX1/U1A radios)	S	-	-
6-way speaker system (not available with UM6/UM7 radios)	A	S	-
8-way speaker system (not available with UM6/UM7 radios)	-	A	S
Rear compartment pass-through	S	S	S
Seats: 45/55 split bench with armrest and manual recliners	S	-	-
45/55 split bench with manual recliners and storage armrest with dual cup holders, Doral Cloth Trim	A+	-	-
45/55 split bench with manual recliner, storage armrest and dual cup holders - leather seating areas	A+	-	-
45/45 bucket with center console storage, Doral Cloth Trim	A+	S	-
45/45 bucket - leather seating areas, non-articulating	A+	A	-
45/45 articulating 12-way power, driver and front passenger - leather seating areas	-	A	S
Steering Wheels: 4-spoke, urethane	S	-	-
4-spoke, leather-wrapped	A	-	-
4-spoke, leather-wrapped w/radio controls (included with UX1/U1A radios)	A	S	S
Tilt-Wheel, adjustable steering column	S	S	S
Sunroof, power glass (includes illuminated visor vanity mirrors)	A	A	A
Sunshades, auxiliary dual	S	S	S
Theft-deterrent systems: PASS-Key II	S	S	S
Full feature anti-theft (includes one-key lock/unlock and fuel filler door lock)	-	A	S
Twilight Sentinel	A <sup>10</sup>	S	S
Windows, power with door-mounted switches and express-down driver-side	S	S	S

### Mechanical

Brakes, 4-wheel anti-lock (ABS) with power disc/drum	S	S	S
California emission requirements	A	A	A
Electronic leveling	-	S	S
Engines/transmissions: 3.8 liter 3800 SFI V6 with electronically controlled 4-speed automatic	S	S	-
3800 Supercharged V6 with electronically controlled 4-speed automatic and driver-select shift controls	-	A	S
Engine block heater	A	A	A
Extensive anti-corrosion protection with 2-sided galvanized steel doors, quarters, hood, deck lid and rockers	S	S	S
Fenders, composite polymer front	S	S	S
Front-wheel drive	S	S	S
Performance and Handling Package (Y52): Includes 5-blade, 16" wheels with P225/60R16 touring tires, F41 suspension, dual outlet single-side exhaust, variable-effort power steering, Traction Control and 3.06 axle ratio (requires 45/45 bucket seats)	A	-	-
Steering: Power rack-and-pinion	S	S	S
Power variable-effort	A*	S	S
Traction Control (requires 45/45 seats)	A	A	S
Trailer towing package	A	-	-

S = Standard A = Available - = Not available

\* = Standard with Y52 Performance & Handling Package <sup>10</sup> = Available in Option Group Only

# = Standard with Sport Luxury Edition H4U only + = With B20 Custom Trim only



**Option Groups** Some available options may require additional equipment. See your dealer for details.

RPO	Description	Bonneville SE			Pontiac SSE		Pontiac SSEi
		II ISB	III ISC	IV ISD	I ISA	II ISB	I ISA
TR9	Lamp group (includes engine compartment light, headlamp-on warning, rear assist handles, rear rail courtesy lights)	■	■	■	S	S	S
K34	Cruise control with resume-speed feature	■	■	■	S	S	S
UB3	Rally gauges with tachometer	■	■	■	S	S	S
A90	Deck lid release, remote control	A	■	■	S	S	S
C97	Illuminated entry system, includes retained accessory power	A	■	■	S	S	S
DG7	Mirrors, Sport LH power, RH power convex	A	■	■	S	S	S
AG1	Power seat, driver 6-way (12-way on SSEi and SSE with leather)	A	■	■	S	S	S
UM6	Radio, Delco ETR AM/FM stereo with auto-reverse cassette, and clock	A	■	■	UX1 <sup>†</sup>	UX1 <sup>†</sup>	UX1 <sup>†</sup>
US7	Power antenna	A	A	■	S	S	S
D64	Mirror, illuminated visor vanity, LH/RH	A	A	■	S	S	S
NP5	Leather-wrapped steering wheel	A	A	■	S	S	S
TR2	Twilight Sentinel	A	A	■	S	S	S
AU0	Remote keyless entry	A	A	■	A	■	S
UV6	Head-Up Display	-	-	-	A	■	S
AK5	Passenger-side airbag system	-	-	-	A	■	S
C68	Air conditioning, automatic	-	-	-	A	■	S
U85	8-speaker performance sound system	-	-	-	A	■	S

■ - Included in option group S - Standard A - Available as a separate option † - Standard equipment on this model

**Exterior Colors** See dealer for model/color availability.



**Specifications**

Engine/drive:	Front engine, front-wheel drive
Curb weight:	3401 to 3588 lbs.
Fuel capacity:	18.0 gal.

**Interior Dimensions**

Headroom, f/r:	39.2/38.3"
Legroom, f/r:	42.0/38.6"
Shoulder room, f/r:	59.8/59.4"
Hip room, f/r:	57.2/57.1"
Trunk:	18 cu ft

**Instrument Clusters**

**A** Standard cluster includes systems monitor, trip odometer, speedometer, plus fuel and temperature gauges. Standard on SE.  
**B** Rally cluster adds Level II systems monitor, tachometer, voltmeter and oil pressure gauge. Available on SE.  
**C** SSE/SSEi cluster adds Driver Information Center plus electronic compass and, on SSEi, Supercharger boost gauge.



**C** SSE/SSEi cluster adds Driver Information Center plus electronic compass and, on SSEi, Supercharger boost gauge.



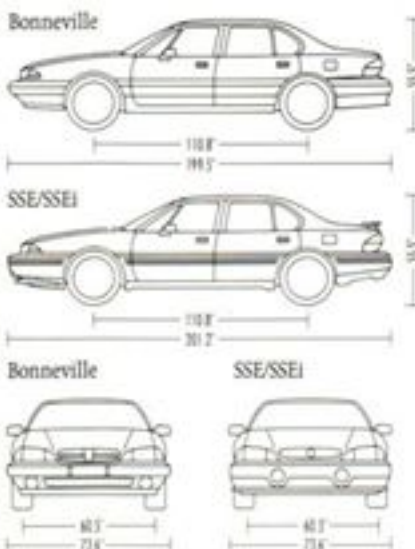
**Steering Wheels**

**D** Sport, 4-spoke. Standard on SE.  
**E** Leather-wrapped, 4-spoke. Available on SE.  
**F** Leather-wrapped, 4-spoke with radio controls. Standard SSE/SSEi. Available on SE with UX1 or U1A radios.

**Radios/Sound Systems**

**G** Delco Electronically Tuned (ETR) AM/FM stereo with seek up/down and digital clock (UM7). Standard on SE.  
**H** Delco ETR AM/FM stereo with seek up/down and digital clock and auto-reverse cassette player (UM6). Available on SE.  
**I** Delco ETR AM/FM stereo with seek up/down, digital clock, auto-reverse cassette, 5-band graphic equalizer and steering-wheel-mounted radio controls (UX1). Standard on SSE/SSEi, available on SE.  
**J** Delco ETR AM/FM stereo with seek up/down, digital clock, 5-band graphic equalizer, compact disc player and steering-wheel-mounted radio controls (U1A). Available on all models.

**Exterior Dimensions**



**Wheels & Wheel Covers**

**K** Aero-Port 15" wheel covers (PG1). Standard on SE.  
**L** 5-Blade 16" x 6.5" cast aluminum wheels (PF5). Available on SE, with silver or gold (N66) ports.  
**M** Crosslace 16" x 7" aluminum wheels. Available in silver (N60) or gold tone (N73), on all models (requires H4U"SLE" package on SE).  
**N** AeroLite 16" x 7" color-keyed aluminum wheels (PF4). Standard on SSE/SSEi, also available in silver (PA6).



**Pontiac Cares**

Pontiac backs every Bonneville, SSE and SSEi with an extensive, no-deductible warranty. Pontiac also provides the services of 24-hr. Roadside Assistance and Courtesy Transportation.



No matter which Bonneville you choose...

no matter whether you buy or lease...

## Pontiac Cares.

Included as standard equipment on every 1993 Pontiac are the comprehensive services provided through **Pontiac Cares.**

- 3-year/36,000-mile no-deductible warranty
- Toll-free 24-hour Roadside Assistance Center
- Courtesy Transportation.

Need a locksmith? No problem and no cost. Need help changing a spare tire or jump-starting a dead battery? Free, hands-on assistance is just a phone call away. Pontiac's Roadside Assistance Center provides toll-free, 24-hour access to emergency road service anywhere in the country, including Alaska and Hawaii. Just call 1-800-ROADSIDE.

### A Word About...

#### This Catalog:

We have tried to make this catalog as comprehensive and factual as possible. We reserve the right, however, to make changes at any time, without notice, in prices, colors, materials, equipment, specifications, models and availability. Since some information may have been updated since the time of printing, please check with your Pontiac dealer for complete details.

### A Word About...

#### The Assembly of Pontiacs:

Pontiacs are assembled by different operating units of General Motors, its subsidiaries or suppliers to GM world-



wide. Pontiac provides no-cost transportation any time a vehicle comes in for warranty work. If the repair requires an overnight stay, Pontiac provides a loaner or reimburses you for a rental—up to \$30 per day. If the vehicle's warranty service can be completed in one day, a one-way shuttle will get you

where you need to be—up to ten miles from the dealership. Want excellent coverage for your new vehicle? Every new Pontiac is backed by an extensive no-deductible warranty for 3 years or 36,000 miles, whichever comes first. Rust-through corrosion protection extends to 6 years or 100,000 miles, while the Federal

wide. Pontiacs incorporate thousands of components produced by different operating units of GM, its subsidiaries or suppliers to GM worldwide. We sometimes find it necessary to produce Pontiacs with different or differently sourced components than originally scheduled. All such components have been approved for use in Pontiacs and will provide the quality of performance associated with the Pontiac name. Since some options may be unavailable when your vehicle is assembled, we suggest you verify that your vehicle includes the equipment you ordered, or if there are changes, that they are acceptable to you.

where you need to be—up to ten miles from the dealership.

Want excellent coverage for your new vehicle? Every new Pontiac is backed by an extensive no-deductible warranty for 3 years or 36,000 miles, whichever comes first. Rust-through corrosion protection extends to 6 years or 100,000 miles, while the Federal

### A Word About...

#### Engines:

Pontiacs are equipped with engines produced by different operating units of GM, its subsidiaries or suppliers to GM worldwide.

### A Word About...

#### Corrosion Protection:

Pontiacs are designed and built to resist corrosion. All body sheet metal components are warranted against rust-through corrosion for 6 years/100,000 miles. Application of additional rust-inhibiting materials is not required under the corrosion coverage and none is recommended.

Emission Control Systems receive 5-year or 50,000-mile coverage. See your dealer for terms of these limited warranties and for information on long-term extended warranties.

Need answers about warranty service or maintenance? Pontiac's Customer Assistance Center makes an almost limitless amount of Pontiac-related information available to you. A staff of advisors stands ready at 1-800-PM CARES to provide professional assistance when you need it.



PONTIAC, the PONTIAC EMBLEM, BONNEVILLE, TWILIGHT SENTINEL and the GM EMBLEM are registered trademarks of the General Motors Corporation. TILT-WHEEL is a trademark of the General Motors Corporation. PASS-KEY is a registered trademark of the Delco Electronics Corporation.



BUCKLE UP, AMERICA!  
© 1992 GENERAL MOTORS CORP.  
ALL RIGHTS RESERVED.  
LITHO IN U.S.A.