

Rolls-Royce Motor Cars
Wraith









POWER. STYLE.

DRAMA

The traditional Grand Tourer has long been associated with elegance, pace and beauty. Now, with this new incarnation of Wraith, Rolls-Royce redefines the genre. Quite simply the most powerful Rolls-Royce ever created, this enigmatic motor car sets the benchmark as the ultimate luxury GT.

Wraith opens the door to an entirely new level of driving experience. This is a motor car for the restless seekers, built on that same insatiable thirst for the ultimate of experiences.

Intended to push the boundaries of design and engineering, Wraith is the true embodiment of Sir Henry Royce's vision: "Take the best that exists and make it better. When it does not exist, design it."

It is a seamless marriage of performance, control and style. A motor car that will transport you, physically and emotionally, to the most exhilarating places.

DESIGNED TO BE DRIVEN

As in every Rolls-Royce, a calm sophistication is a part of Wraith's DNA. However, this unruffled exterior conceals a heart that beats pure power.

The potent 6.6 litre, turbo-charged V12 engine can launch you from 0-60 mph in 4.4 seconds, and just as swiftly on the journey of a lifetime. It delivers 624 bhp in a seamless surge of energy, effortlessly delivered through the eight-speed satellite aided automatic transmission.

Clever technology also ensures Wraith maintains its composure over virtually any surface, with a state-of-the-art air suspension system compensating for the tiniest of lateral movements.

This is Grand Touring as a fine art, exquisitely transforming every journey, however long or familiar, into the ultimate driving experience.










BEAUTY IS POWER

While Wraith is daring and unique, the principal design signatures that set every Rolls-Royce apart are still very much in evidence; the classic 2:1 proportions of wheel to roof height, the long overhang beyond the back wheels, and the signature rear-hinged coach doors.

Underpinned by these pedigree features, Wraith challenges the Rolls-Royce aesthetic boundaries in other areas. Its elegant fastback lines promise seamless performance and an adventurous spirit, while twin exhausts add a hint of controlled aggression to its powerful, striking silhouette. The combined effect is a motor car that draws covetous glances wherever it travels, finding beauty in the drama of every drive.







MAKE A STATEMENT

Whatever your journey or destination, Wraith adds a powerful, dramatic presence and immaculate sense of style, distinctively illustrated by a flawless external finish.

The mirror-like bodywork is the result of many layers of Xirallic® paint partnered with the meticulous workmanship of Rolls-Royce craftspeople. Two-tone paint options can accentuate the car's bold lines, allowing you to make your Wraith as subtle or as striking as you desire.

Further personalise with a range of exclusive 20" and 21" wheel designs. Painted, polished and part-polished variations create options to harmonise seamlessly with the paintwork. Whatever the choice, the self-righting wheel centres make sure the Rolls-Royce monogram stands proudly upright at all times.









EVERYTHING IS CONSIDERED

Wraith's coach doors swing wide to reveal the most enticing four-seat Grand Tourer – a motor car comfortably capable of seating the driver, three passengers and their luggage with space to spare.

The sweeping interior lines promise unashamed luxury that reflects the discerning taste of the driver. A selection of exquisitely hand-crafted veneers, created from single arcs of wood, offer license to display individual style.

Wraith's immense power is reflected throughout the cabin in a striking union of Black and Seashell leather, with a dramatic Piano Black lacquer to finish the veneers. Alternatively, select bookmatched Canadel panelling, an open grain veneer reminiscent of ocean-going yachts, to frame the flowing contours of the coach doors. For the sleek fascia, a brushed aluminium can introduce a crisp, contemporary edge that combines new world beauty with GT brawn.



SENSORY DELIGHT

Within Wraith's interior, every aspect of passenger comfort has been carefully attended to, from the deep lambswool rugs underfoot to the softest natural grain leather upholstery.

Overhead, Wraith's exceptional attention to detail is further exemplified. The cashmere headlining is available in either Seashell or Black, or specify a fixed glass roof to bathe the interior in natural light.

For true drama, choose an intricately crafted and unique Starlight Headliner. Consisting of up to 1,600 fibre optic lights, each hand-woven into the leather at assorted depths and angles, to bring the atmosphere of the night sky inside, and can even mirror a constellation of your choosing.

Further effects can be created with the flick of a single switch to shift the ambiance from softly lit and mellow to brilliantly intense.



TECHNOLOGY AT YOUR COMMAND

Wraith's Satellite Aided Transmission predicts the road ahead, automatically selecting the right gear on the eight-speed transmission to make long-distance touring natural and effortless. In addition, Active Cruise Control is radar-enabled to keep track of vehicles in front and automatically maintain a safe distance, ensuring the smoothest possible ride.

For a more informed drive, the intelligent Head Up Display projects critical information in to the natural field of vision. This lessens eye-strain and ensures you can enjoy the ultimate driving experience free from distractions.

Strategically placed cameras offer a 360-degree view around the car for assistance with manoeuvres, while an infrared eye in the front grille detects potential hazards at night, such as people and animals, up to 300 metres away. This assisted 'night vision' extends far beyond the headlights' beam and provides you with invaluable time to react to potential dangers.







REFINED PLEASURES



Finely tuned by Rolls-Royce experts, Wraith's eighteen-speaker Bespoke Audio System produces incredibly rich and deep sounds. External microphones enhance its clarity by automatically adjusting the settings to compensate for exterior noise. Whether you choose the 'studio', 'theatre' or 'larger than live' sensation, high-precision Dirac® technology eliminates loud and quiet spots within the car to produce the smoothest, purest acoustics imaginable.

A Comfort Entry System puts convenience at your fingertips, enabling you to lock and unlock your car simply by touching the door handle. The key even stores individual preferences such as seat adjustments, steering wheel position and Head Up Display settings.

You have unprecedented control inside the car too. For instance, the Spirit of Ecstasy Rotary Controller enables you to manage everything, from your journey planner to your address book, with just a swipe of your finger across the touchpad surface.









STEP INTO
DARKNESS

An irresistible invitation for the risk-takers and rule-breakers. For those who crave the bolder side of life. This is a twist on the world's most iconic automotive marque.

This is Wraith Black Badge.

The most arresting aesthetic ever to grace a Rolls-Royce. Black Badge is the boldest expression for those who dare to be different.





COMMAND ATTENTION

At rest, Wraith Black Badge has a bewitching aura. In motion, it exudes formidable prowess. Subtle, yet powerful, design features create its bolder edge. Chrome is darkened and paint can be deepened. The darkness has taken over.

The sculptured front bumper and dark grille surround emphasise its muscular presence whilst the 21" carbon fibre composite wheels make a distinctive statement. Wraith's LED lights guide you through the night with the transformed Spirit of Ecstasy, fashioned in a rebellious black, leading the way into the darkness towards undiscovered adventures.

This is a motor car with true purpose and real intent. A motor car that lets your daring side take over.





A DARKER SHADE OF LUXURY

The seductive, deep shades of Black Badge are continued within Wraith's sumptuous interior. Black tones dominate, accentuated by striking accents of colour. The technical fibre fascia – made of aircraft grade aluminium thread, unique in the automotive industry – gives the cabin a darkly refined aesthetic.

Every detail has been meticulously designed to further enhance Wraith's daring attitude and desire to push the limits. The clock and rear seat centre have been adorned with an infinity symbol, a subtle reminder to the driver that anything is possible.

Add to the ambiance and embrace the darkness with an optional Starlight Headliner. Be engulfed in your very own star-filled night sky with your personal stellar scene. With the brightness of each star adjustable to suit your mood, in Black Badge, you control the night.

THE POWER TO PERFORM

Beyond the imposing exterior, energy lies poised. The updated 6.6 litre V12 engine creates a feeling of endless power and potency. Married to an enhanced gearbox characteristic, it delivers more torque and quicker shifts that bolster the straight-line performance.

The Black Badge powertrain has been crafted specifically to react intuitively to driver input. The result is sharpened responses. And with enhanced steering and suspension that deliver exceptional contact with the road, this is a Rolls-Royce driving experience like no other. For those who feel the unmistakable pull of adventure, this is a motor car with the performance to dominate the darkness.







INSPIRATION IS
EVERYWHERE


Your Rolls-Royce is the ultimate expression of you. Whatever inspires you – an iconic era, a favourite city, the beauty of nature – our Bespoke team can bring it to life in your car, to reflect your tastes exactly.

BESPOKE TO YOU

The Rolls-Royce Bespoke programme allows you to create a unique car that articulates your individual sense of style. Our engineers and craftspeople will take care of everything from the smallest details to the biggest statements, bringing your imagination to life.

Commission personalised monogram embroidery to the headrests, treadplates or passenger panel inlays. Express yourself in colour, choosing from a vast palette for everything from the two-tone exterior right down to the interior stitching.

For a final flourish, contrasting coachlines, embellished with your monogram, can be meticulously hand painted with a brush made from ox and squirrel hair. More than simply a car; this is your canvas.







PORTO CERVO WRAITH

Tucked away on Sardinia's Costa Smeralda lies Porto Cervo, one of the world's most glamorous destinations. Porto Cervo's commission, Dusk, a two-tone silver Wraith, perfectly captures the feeling of night softly setting in the magnificent marina.

As the day draws to an end, Porto Cervo's nightlife is set in motion. The subtle shift is reflected in Wraith, where a deliberately understated exterior draws attention to the vibrant interior. Tailored Purple, Purple Silk and Powder Blue leather pay homage to the colourful hues in the sky above the Sardinian coast, mimicking the promise of Porto Cervo's night-time hours. Ostrich leather on the centre console and door panniers adds further depth, texture and an exotic touch to the exquisitely furnished cabin.







BESPOKE FEATURES

From adding hand embroidered motifs or insignias to the headrests to making an entrance with illuminated treadplates, there are countless ways to further personalise a Rolls-Royce. Our customers have gone to new lengths in making their own Wraith unique, with one commission showing a virtuoso display of world leading craftsmanship.






rall. e dim.

in tempo, sotto voce

p espr

Wraith Technical Specification



Dimensions

Vehicle length	5285 mm / 208.1 in
Vehicle width	1947 mm / 76.7 in
Vehicle height (unladen)	1507 mm / 59.3 in
Wheelbase	3112 mm / 122.5 in

Weight

Unladen weight (DIN)	2360 kg / 5203 lb
Curb weight (USA)	2440 kg / 5380 lb

Engine

Engine / cylinders / valves	V / 12 / 48
Fuel management	MSD87
Maximum torque @ engine speed	820NM / 605 lb ft @ 1500-5500 rpm
Power output @ engine speed	624 bhp / 632 PS (DIN) / 465 kW @ 5600 rpm

Performance*

Top speed	155 mph / 250 km/h (governed)
Acceleration 0-60 mph	4.4 sec
Acceleration 0-100 km/h	4.6 sec

Fuel Consumption†

Urban	21.8 ltr/100 km / 13 mpg (Imp.)
Extra urban	9.9 ltr/100 km / 28.5 mpg (Imp.)
Combined consumption / range	14.3 ltr/100 km / 19.8 mpg (Imp.)
CO ₂ emissions (combined)	327 g/km

Fuel Consumption (USA and Canada)‡

City (USA)	13 mpg
Highway (USA)	21 mpg
City (Canada)	16.9 ltr/100 km
Highway (Canada)	10 ltr/100 km

* Manufacturer's test results. Actual acceleration results may vary depending on specifications of the vehicle, road and environmental conditions, testing procedures and driving styles. These results should be used for comparison only and verification should not be attempted on public roads.

† Fuel consumption is determined in accordance with the ECE driving cycle, made up of approximately one-third urban traffic and two-thirds extra-urban driving (based on the distance covered). CO₂ emissions are measured in addition to fuel consumption. Fuel consumption and CO₂ emission figures are dependent on tyre format. Further information on

the official fuel consumption and on the official specific CO₂ emissions of new automobiles can be found in the guidelines on fuel consumption and CO₂ emissions of new automobiles at <http://carfueldata.direct.gov.uk/>,

<http://www.dat.de/en/offers/publications/guideline-for-fuel-consumption.html> or your local government authority.

‡ EPA (Preliminary) – Use estimated mpg for comparison with other cars. Your mileage may vary with options, driving conditions, driving habits, the car's condition, speed and trip length. Actual highway mileage will probably be less. The fuel efficiency data was determined using approved Transport Canada Test Methods.

Wraith Black Badge Technical Specification



1947 mm / 76.7 in



5285 mm / 208.1 in

3112 mm / 122.5 in

Dimensions

Vehicle length	5285 mm / 208.1 in
Vehicle width	1947 mm / 76.7 in
Vehicle height (unladen)	1507 mm / 59.3 in
Wheelbase	3112 mm / 122.5 in
Turning circle	12.7 m / 41.7 ft
Boot Volume (DIN)	470 ltr / 16.6 ft ³

Weight

Unladen weight (DIN)	To be confirmed at start of production
Curb weight (USA)	2440 kg / 5380 lb

Engine

Engine / cylinders / valves	V / 12 / 48
Fuel type	Premium unleaded*
Fuel management	MSD87
Maximum torque @ engine speed	870 Nm / 642 lb ft @ 1700-4500 rpm
Power output @ engine speed	624 bhp / 632 PS (DIN) / 465 kW @ 5600 rpm

* The engine is designed for Octane grade 95 fuel; however, it may be run on fuel with a minimum Octane grade of 91

† Manufacturer's test results. Actual acceleration results may vary depending on specifications of the vehicle, road and environmental conditions, testing procedures and driving styles. These results should be used for comparison only and verification should not be attempted on public roads.

Full technical specification details are available at www.rolls-roycemotorcars.com

Performance†

Top speed	155 mph / 250 km/h (governed)
Acceleration 0-60 mph	4.3 sec
Acceleration 0-100 km/h	4.5 sec

Fuel Consumption‡

Urban	22.2 ltr/100 km / 12.7 mpg (Imp.)
Extra urban	10.1 ltr/100 km / 28 mpg (Imp.)
Combined consumption / range	14.6 ltr/100 km / 19.3mpg (Imp.)
CO ₂ emissions (combined)	333 g/km

Fuel Consumption (USA and Canada)

City (USA)	TBC
Highway (USA)	TBC
City (Canada)	TBC
Highway (Canada)	TBC

‡ Fuel consumption is determined in accordance with the ECE driving cycle, made up of approximately one-third urban traffic and two-thirds extra-urban driving (based on the distance covered). CO₂ emissions are measured in addition to fuel consumption. Fuel consumption and CO₂ emission figures are dependent on tyre format. Further information on the official fuel consumption and on the official specific CO₂ emissions of new automobiles can be found in the guidelines on fuel consumption and CO₂ emissions of new automobiles at <http://carfueldata.direct.gov.uk/>,

<http://www.dat.de/en/offers/publications/guideline-for-fuel-consumption.html> or your local government authority.





All illustrations and specifications are based upon current information available as at March 2017. Colours may vary.

Rolls-Royce Motor Cars Limited reserves the right to make changes at any time without notice. Images may show optional equipment and specific country variants may differ. Quoted speed and acceleration may vary. Model year designation on any particular model may be longer or shorter than 12 months.

Rolls-Royce Motor Cars Limited makes all reasonable efforts to provide accurate information; however, there is no guarantee of accuracy.

No liability is assumed by Rolls-Royce Motor Cars Limited. Additional information may be obtained from your Rolls-Royce Motor Cars authorised dealership.

US distributor: Rolls-Royce Motor Cars NA, LLC, Woodcliff Lake, NJ 07677-7731.

© Copyright Rolls-Royce Motor Cars Limited 2016. Not to be reproduced or transmitted. The Rolls-Royce name and logo are registered trademarks owned by or licensed to Rolls-Royce Motor Cars Limited.

Part number 01 92 2 444 189

www.rolls-roycemotorcars.com/wraith