

GMC



HUMMER



2006

GM Car & Truck Guide

GM Fleet and Commercial
IT ALL ADDS UP.™

It All Adds Up. It means we're dedicated to providing everything you need to build a hard-working and cost efficient fleet, including:

The most extensive vehicle lineup of any auto manufacturer.

+

Leading-edge technology.

+

Knowledgeable, helpful professionals.

GM is the largest auto manufacturer in the U.S. and the world – a position we have held for 74 years. This allows us to provide you with a broad portfolio of products and services to help make your business successful. We're proud of what we have accomplished and we also understand that we don't have a birthright to lead. We have to earn it every day. That's what we're doing, today and in the months and years ahead.

2006 vehicles

This year's selection of over 100 GM fleet cars, trucks, vans and SUVs ranges from the Chevy Aveo to the GMC TopKick, and everything in between. The 2006 lineup includes the all new 2006 **Chevrolet Impala**, featuring the standard 3.5L V6. The Impala gets 21 mpg in the city and 32 mpg on the highway – best in class for highway driving¹. (In fact, 19 GM models get 30 mpg or better on the highway, more than any other manufacturer²). And the Impala is E85 compatible, like more than a million GM vehicles on the road today.

Other new offerings for 2006 include the Buick Lucerne, Cadillac DTS, Chevrolet HHR, Pontiac Torrent and Saab 9-7x. The Chevrolet Uplander is now available in a regular wheelbase model, and there's a new cargo version of the existing extended wheelbase model. The GMC Savana and Chevrolet Express vans now have available the Duramax diesel engine in the 2500 and 3500 cargo and cut models.

Leading-edge technology

Yes, we've got the vehicles you need, and we're using leading-edge technology to make them more cost-efficient and safer. Some examples include **Displacement on Demand (DOD)**, the **GM Oil Life Monitoring (OLM) System**, **Tire Air Pressure Systems**, and **StabiliTrak**. In fact, GM is committed to providing our customers proven life-saving technologies, so we're making OnStar and StabiliTrak standard on all vehicles by 2007 and 2010, respectively.

Helpful, knowledgeable professionals

- For larger fleets, one of our experienced, knowledgeable **Fleet Account Executives (FAE)** can answer all your questions, and is just a phone call away.
- The professionals in the **GM Fleet Service Contact Group** are dedicated to resolving all vehicle service issues quickly and efficiently, thereby minimizing vehicle downtime and maximizing fleet productivity.
- Our **Fleet Action Center** is staffed with seasoned fleet professionals who can provide managers of smaller fleets with reliable information and answers.
- At more than **7,000 GM dealerships** across the country, salespeople are ready to help guide you to the right vehicles and spec them to your requirements; and technicians are prepared to service fleet vehicles using quality GM parts and special diagnostic equipment.

It all adds up for you.

Vehicles. Technology. Support. This guide, redesigned for 2006, provides comprehensive highlights of each model. In addition, www.gmfleet.com is another great source for details, including the Online Order Guide and other frequently updated information. And as always, your Chevrolet, GMC, Pontiac, Buick, Cadillac, Saab and HUMMER dealers, and Saturn retailers can also provide information and personal service.

Your business is important to us and we are working hard to exceed your expectations. Here's to 2006 adding up for you.


Brian McVeigh
General Manager

1. 2006 Impala mpg based on GM testing, 2006 EPA estimates not yet available; best in large car class for highway driving, based on 2005 EPA estimates.
2. Based on 2005 EPA estimates.



TABLE OF CONTENTS

INTRODUCTION

Fleet and Commercial Personnel	3
Fleet Account Number Information	6
GMFleet.com	7
FleetTrac	7
Warranty Policy	8
GM Technology: StabiliTrak, Monitors, Displacement On Demand	10
XM Satellite Radio	13
OnStar	14
2005 Fuel Economy	16

COMPACT CAR

Chevrolet Aveo	20
Chevrolet Cobalt	21
Pontiac Vibe	22
Saab 9-2X	23
Saturn ION	24

MIDSIZE CAR

Buick LaCrosse	25
Chevrolet Impala	26
Chevrolet Malibu	28
Chevrolet Malibu Maxx	29
Chevrolet Monte Carlo	30
Pontiac G6	32
Pontiac Grand Prix	34

LUXURY CAR

Buick Lucerne	36
Cadillac DTS	38
Cadillac CTS	40
Cadillac STS	41
Saab 9-3	42
Saab 9-5	43

SPORT VEHICLE

Cadillac XLR	44
Chevrolet Corvette	45
Chevrolet SSR	46
Pontiac GTO	47
Pontiac Solstice	48

MEDIUM PICKUP

Chevrolet Colorado	49
GMC Canyon	50

PICKUP

Chevrolet Silverado 1500	51
Chevrolet Silverado 1500HD	52
Chevrolet Silverado 2500HD/3500	53
GMC Sierra 1500	54
GMC Sierra 1500HD	55
GMC Sierra 2500HD/3500	56
GMC Sierra Denali	57

CHASSIS CAB

Chevrolet Colorado	58
Chevrolet Silverado 3500	59
Chevrolet Silverado Ambulance	60
Colorado/Canyon Mid Box	61
GMC Canyon	62
GMC Sierra 3500	63
GMC Sierra Ambulance	64

SPORT UTILITY

Buick Rainier	65
Buick Rendezvous	66
Cadillac Escalade/ESV	67
Cadillac Escalade EXT	68
Cadillac SRX	69
Chevrolet Avalanche	70
Chevrolet Equinox	71
Chevrolet HHR	72
Chevrolet Suburban	74
Chevrolet Tahoe	75
Chevrolet TrailBlazer/TrailBlazer EXT	76
GMC Envoy/Envoy XL	77
GMC Envoy Denali/XL Denali	78
GMC Yukon	80
GMC Yukon XL	81
GMC Yukon Denali/XL Denali	82
HUMMER H1 Alpha	83
HUMMER H2 SUV	84
HUMMER H2 SUT	85
HUMMER H3	86
Pontiac Torrent	88
Saab 9-7X	90
Saturn VUE	92

PASSENGER VAN

Buick Terraza	93
Chevrolet Express Passenger	94
Chevrolet Uplander	95
GMC Savana Passenger	96
Pontiac Montana SV6	97
Saturn Relay	98

CARGO/CUTAWAY VAN

Chevrolet Express Cargo	99
Chevrolet Express Cutaway	100
Chevrolet Uplander Cargo	101
GMC Savana Cargo	102
GMC Savana Cutaway	103

MEDIUM DUTY

Chevrolet Kodiak C4500/C5500	104
Chevrolet Kodiak C6500/ C7500/C8500	105
Chevrolet T-Series	106
Chevrolet W-Series	107
GMC TopKick C4500/C5500	108
GMC TopKick C6500/C7500/C8500	109
GMC T-Series	110
GMC W-Series	111

ALTERNATIVE FUEL

Chevrolet Silverado 1500 Hybrid	112
Chevrolet Silverado Ethanol, CNG	113
GMC Sierra 1500 Hybrid	114
GMC Sierra Ethanol, CNG	115

POLICE/SPECIAL SERVICES

Chevrolet Impala Police Package	116
Chevrolet Tahoe Police Package	117
Chevrolet Tahoe Special Services	118

MOBILITY/PARATRANSIT

Chevrolet Express Cargo Mobility	119
GMC Savana Cargo Mobility	
Paratransit	120
Crossover Van Mobility	121

FLEET AND COMMERCIAL PERSONNEL

FLEET AND COMMERCIAL

General Motors Corporation

MC 482-A20-B76
100 Renaissance Center
Detroit MI 48265-1000
1-800-FLEETOP (1-800-353-3867)

EXECUTIVE STAFF

Brian McVeigh

General Manager
313-667-8105
MC 482-420-B76
brian.mcveigh@gm.com

Teresa L. Orr

Administrative Assistant
313-667-9430
MC 482-A20-B76
teresa.l.orr@gm.com

Bill D. Gibson

Director – Fleet & Commercial Sales
313-655-1407
MC 482-A20-D98
bill.gibson@gm.com

James McCallum

Director – Commercial Dealer
Operations
313-667-8508
MC 482-A20-B48
james.1.mccallum@gm.com

Rick Hagenbach

Director – Rental Sales
313-667-3269
MC 482-A20-D98
richard.t.hagenbach@gm.com

Joseph R. Switalski

Director – Commercial Global
Sales
313-667-5064
MC 482-A20-D48
joseph.switalski@gm.com

Joyce Fierens

Director – Fleet Service
313-667-8917
MC 482-A19-B48
joyce.fierens@gm.com

Jeffrey S. Heichel

Director – Used Vehicle Activities
313-665-1599
MC 482-A16-B36
jeffrey.s.heichel@gm.com

Julie Gruber

Director – Finance/Admin.
313-667-3146
MC 482-A19-D98
julie.gruber@gm.com

Mark Karney

Director – Forecast Planning &
Customer Support
313-667-2390
MC 482-A19-B68
mark.karney@gm.com

John P. Gaydash

Director – Marketing
313-667-8695
MC 482-A20-B98
john.gaydash@gm.com

David G. Spence

Director – Portfolio Planning &
Specialty Vehicles
313-667-1122
MC 422-A20-C18
dave.spence@gm.com

Brian E. Bowden

Director – Cross Vehicle Marketing
& Commercial Incentives
313-665-0123
MC 482-A20-C48
brian.e.bowden@gm.com

Ross Hendrix

Director – Vans & Medium Duty
313-665-1430
MC 482-A20-B36
ross.d.hendrix@gm.com

Rebecca Harris

Director – Communications
313-667-2634
MC 482-A19-C46
rebecca.l.harris@gm.com

NORTHEAST REGION

Regional Office

1 Pepsi Way
P.O. Box 8500
Somers, NY 10589-8500
Fax: 914-244-4644

Eddie Messenger

Regional Manager
914-244-6066
eddie.messenger@gm.com

Stephanie Fehnel

Administrative Assistant
914-244-6067
stephanie.fehnel@gm.com

Dan Detmer

Regional Commercial Manager
914-244-6068
daniel.j.detmer@gm.com

Maryland

Larry Turner

Baltimore
Commercial Sales Manager
800-321-0164 x 8868
larry.b.turner@gm.com

Ken Wyatt

Baltimore
Fleet Account Executive – Service
800-321-0164 x 6196
kenneth.l.wyatt@gm.com

Massachusetts

Brad Rose

Boston
Commercial Sales Manager
800-321-0164 x 8874
brad.rose@gm.com

Elliott Eichenholz

Boston
Fleet Account Executive
800-321-0164 x 6869
elliott.eichenholz@gm.com

Hank Sullivan

Boston
Fleet Account Executive – Service
800-321-0164 x 6195
harold.sullivan@gm.com

Connecticut

Mark Harris

Connecticut
Fleet Account Executive
800-321-0164 x 6190
mark.w.harris@gm.com

New Jersey

Michael Paritee

S. New Jersey & Delaware
Fleet Account Executive
800-321-0164 x 6192
michael.paritee@gm.com

Bev Presti

North New Jersey
Fleet Account Executive
800-321-0164 x 6918
bev.presti@gm.com

New York

Mark Leddy

New York
Fleet Account Executive
800-321-0164 x 6191
mark.leddy@gm.com

Lorraine Heinicke

New York
Fleet Account Executive – Service
800-321-0164 x 6194
lorraine.heinicke@gm.com

Jeff Bartlett

Purchase, NY
Commercial Sales Manager
800-321-0164 x 8866
jeff.bartlett@gm.com

Open

New York
Commercial Sales Manager
800-321-0164 x 8870

Pennsylvania

Jim Emmi

Philadelphia
Commercial Sales Manager
800-321-0164 x 8869
james.emmi@qm.com

Bob Staub

Philadelphia
Fleet Account Executive
800-321-0164 x 6884
robert.staub@gm.com

Keith Anger

Pittsburgh
Fleet Account Executive
800-321-0164 x 6907
keith.anger@gm.com

Sharon K. Bradley

Pittsburgh
Commercial Sales Manager
800-321-0164 x 8362
sharon.k.bradley@gm.com

Washington, DC

Ron Teasley

Washington, DC
Fleet Account Executive
800-321-0164 x 6897
ron.teasley@gm.com

Government

Chuck Compagnoni

NY, CT, VT, NH, MA, RI, ME
Fleet Account Executive –
Municipal/Alt. Fuels
800-321-0164 x 6189
chuck.1.compagnon@gm.com

Brad Beauchamp

PA, DE, MD, VA, DC, N. VA, NJ
Fleet Account Executive –
Municipal/Alt. Fuels
800-321-0164 x 8877
brad.beauchamp@gm.com

NORTH CENTRAL REGION

Regional Office

387 Shuman Blvd. – 300 E.
Naperville, IL 60563
Fax: 630-961-6371

Roy Pikus

Regional Manager
630-961-6425
roy.v.pikus@gm.com

Larry Speicher

Regional Commercial Manager
630-961-6868
larry.d.speicher@gm.com

June Riley

Coordinator
630-961-6365
june.riley@gm.com

Illinois

Lee Kirby

Chicago
Commercial Sales Manager
800-248-0765
lee.kirby@gm.com

Bob Lawler

Chicago/NW Indiana
Fleet Account Executive
630-961-6833
robert.lawler@gm.com

Illinois/Wisconsin

Al Washington

Central IL/WI
Commercial Sales Manager
800-248-0765
al.washington@gm.com

Roger Beedle

N. IL/WI
Fleet Account Executive
630-961-6307
roger.beedle@gm.com

IL, IN, IA, Cincinnati

L.V. Turner

IN, Central IL, IA
Fleet Account Executive
317-745-5492
lv.turner@gm.com

Indiana

Rich Kruzel

Cincinnati, IN
Commercial Sales Manager
574-231-1634
rich.kruzel@gm.com

Michigan

Geoff Lewellen

Michigan
Commercial Sales Manager
248-889-1299
geoff.r.lewellen@gm.com

Mike Lambregtse

Michigan
Fleet Account Executive
248-364-2385
mike.lambregtse@gm.com

Minnesota/Iowa

Jeff Haag

Fleet Account Executive
952-831-6958
jeff.haag@gm.com

Ohio

Mike Wilson

Ohio
Commercial Sales Manager
330-637-0965
mike.1.wilson@gm.com

Eric Raich

Cleveland/Columbus
Fleet Account Executive
216-337-0219
eric.raich@gm.com

OH, MI, IN

Jack Welsh

Fleet Account Executive – Service
330-722-1569
jack.welsh@gm.com

MN, ND

Cliff Forsyth

Commercial Sales Manager
800-248-0765 x 8062
clifford.r.forsyth@gm.com

IA, IL, MN, ND, WI, SD

Rich Moore

Fleet Account Executive – Service
630-551-0670
rich.moore@gm.com

Government

Jerry Leanderson

MI, OH, IN
Fleet Account Executive –
Municipal/Alt. Fuels
630.778.4941
jerry.leanderson@gm.com

Doug Dittrich

IL, IA, MN, SD, WI
Fleet Account Executive –
Municipal/Alt. Fuels
630-961-6353
doug.dittrich@gm.com

SOUTHEAST REGION

Regional Office

11700 Great Oaks Way, Suite 4
Alpharetta, GA 30022
Fax: 678-240-9709

Quentin Jones

Regional Manager
678-240-9907
quentin.jones@gm.com

Rachelle Coleman

Fleet/Commercial Coordinator
678-240-9796
rachelle.coleman@gm.com

Michael P. Jones

Regional Commercial Manager
678-240-9873
michael.p.jones@gm.com

KY, GA, TN, AL

Alan Zak

Fleet Account Executive – Service
770-844-7765
alan.zak@gm.com

FL, PR

Dana Brodbeck

Fleet Account Executive – Service
239-272-5752
dana.brodbeck@gm.com

Florida

Ted Pfister

Commercial Sales Manager
407-319-4621
ted.pfister@gm.com

Jay Surratt

Fleet Account Executive
305-710-4729
jay.surratt@gm.com

W. NC, SC

Griffin Mack

Fleet Account Executive
704-517-5103
griffin.mack@gm.com

S. AL, GA, W. SC

Ray Nowowiecki

Commercial Sales Manager
404-217-0331
ray.nowowiecki@gm.com

N. AL, KY, TN, WV

Amos Zain

Commercial Sales Manager
615-347-2735
amos.zain@gm.com

NC, E. SC, VA

Kevin Frasz

Commercial Sales Manager
704-651-9390
kevin.1.frasz@gm.com

GA

Julian Knox

Fleet Account Executive
404-217-9786
julian.knox@gm.com

N. FL

Leland Wallace

Fleet Account Executive
813-541-5623
leland.wallace@gm.com

E. NC, VA, WV

Steven English

Fleet Account Executive
919-280-6136
steven.english@gm.com

AL, KY, TN

Matt Benjamin

Fleet Account Executive
615-426-7083
matthew.benjamin@gm.com

NC, SC, VA, WV

Dick Bates

Fleet Account Executive – Service
404-308-1849
richard.1.bates@gm.com

Police Vehicle Support

Billy Regars

Sales Support Manager – Police
386-295-5637
billy.regarsr@gm.com

Government

Randy Queen

AL, GA, KY, TN
Fleet Account Executive –
Municipal/Alt. Fuels
770-321-6140
randy.queen@gm.com

Jim Mellon

FL, PR
Fleet Account Executive –
Municipal/Alt. Fuels
407-375-4801
james.mellon@gm.com

John Freking

SC, NC, VA, WV
Fleet Account Executive –
Municipal/Alt. Fuels
404-210-0378
john.1.freking@gm.com

SOUTH CENTRAL REGION

Regional Office

225 E. John Carpenter Freeway,
Suite 1100
Irving, TX 75062
Fax: 972-443-2921

Steve Pottenger

Regional Manager
972-443-2921
steve.pottenger@gm.com

Brighton Greene

Regional Commercial Manager
972-443-2917
brighton.greene@gm.com

Judi Rojas

Administrative Assistant
972-443-2906
judi.rojas@gm.com

Missouri

Phillip Mailey

Kansas City
Fleet Account Executive
913-491-4877
phillip.mailey@gm.com

Ron Mealman

St. Louis
Commercial Sales Manager
800-211-3611
ronald.j.mealman@gm.com

Jerry Meyer

St. Louis
Fleet Account Executive
314-591-1054 (cell)
jerry.meyer@gm.com

Tennessee

Frank Ellis

Memphis
Fleet Account Executive
314-512-3976
frank.r.ellis@gm.com

Robyn Murphy

Memphis
Commercial Sales Manager
901-624-3443
robyn.murphy@gm.com

Texas

Dan Wong

Dallas
Commercial Sales Manager
972-781-2304
dan.wong@gm.com

Rick Maybury

West Dallas
Commercial Sales Manager
817-859-1106
rick.maybury@gm.com

Chuck Husby

Dallas
Fleet Account Executive
972-443-2916
charles.hushy@gm.com

Sarah Jensen

Dallas
Fleet Account Executive
972-443-2919
sarah.jensen@gm.com

Robert Cole

Dallas
Fleet Account Executive – Service
817-485-5262
robert.cole@gm.com

Dee J. Walls

Houston
Commercial Sales Manager
281-259-1031
dee.walls@gm.com

Ernie Albers

Houston
Fleet Account Executive
281-820-9054
ernie.albers@gm.com

Charles Harkless

Houston
Fleet Account Executive
281-820-9719
charles.harkless@gm.com

Doug Jackson

Houston
Fleet Account Executive – Service
281-218-8018
doug.1.jackson@gm.com

Government

Mark Warren

Fleet Account Executive –
Municipal/Alt. Fuels
972-443-2918
mark.warren@gm.com

Frank Ellis

St. Louis
Fleet Account Executive –
Municipal/Alt. Fuels
314-512-3976
frank.r.ellis@gm.com

WESTERN REGION

Regional Office

515 Marin St., Suite 101
Thousand Oaks, CA 91360
Fax: 805-373-8432

Bill Beasley

Regional Manager
805-373-9654
bill.g.beasley@gm.com

John Mastro

Regional Commercial Manager
805-373-9625
john.1.mastro@gm.com

Kim Mellon-Smith

Administrative Assistant
805-373-9635
kimberly.e.mellon-smith@gm.com

Mountain

Susan Smithson

Commercial Sales Manager
800-248-5507 x 58537
susan.smithson@gm.com

Southwest

Richard Patterson

Commercial Sales Manager
800-248-5507 x 58536
rich.h.patterson@gm.com

Scott Bruske

Fleet Account Executive – Service
800-248-5507 x 58541
scott.bruske@gm.com

Northwest

Paul Dunbar

Commercial Sales Manager
800-248-5307 x 58535
paul.l.dunbar@gm.com

Mike Sprinkel

Fleet Account Executive – Service
800-248-5307 x 58539
michael.sprinkel@gm.com

Arizona

TBD

Fleet Account Executive
800-248-5507 x 35488

California

Doug Rawlins

Northern CA
Commercial Sales Manager
800-248-5507 x 58534
doug.rawlins@gm.com

Joseph Milton

Southern CA
Commercial Sales Manager
800-248-5507 x 58853
joe.milton@gm.com

Max Bell

Los Angeles
Fleet Account Executive
800-248-5507 x 58542
max.bell@gm.com

Tom Reilly

San Diego
Fleet Account Executive
800-248-5507 x 58544
tom.reilly@gm.com

Paul Ryan

San Ramos/Sacramento
Fleet Account Executive
800-248-5507 x 35434
paul.ryan@gm.com

Geoff Spickler

Los Angeles
Fleet Account Executive
800-248-5507 x 58702
geoff.spickler@gm.com

Colorado

Dwight Leski

Fleet Account Executive
800-248-5507 x 35421
dwight.leski@gm.com

Oregon

Kurt Moats

Portland
Fleet Account Executive
800-248-5507 x 58611
kurt.a.moats@gm.com

Washington

Mark Cummings

Seattle
Fleet Account Executive
800-248-5507 x 35439
mark.cummings@gm.com

Government

Clay Okabayashi

Fleet Account Executive –
Municipal/Alt. Fuels
800-248-5507 x 58820
clay.1.okabayashi@gm.com

FLEET ACCOUNT NUMBER INFORMATION

FLEET ACCOUNT NUMBERS (FANS)

FLEET ACCOUNT NUMBERS

Fleet Account Numbers (FANs) are assigned to qualified fleet users upon application to General Motors Fleet and Commercial through the GM Fleet Account Number System (GMFANS) website. All marketing divisions of General Motors utilize a Common FAN when ordering vehicles for fleets. Qualified fleet users may be eligible for fleet incentives, fleet programs and/or other incentives in conjunction with the purchase or lease of new cars and trucks. Dealers' orders for qualified fleet users may be eligible for fleet allocation, fleet programs and/or other incentives in conjunction with the sale or lease of new cars and trucks.

FLEET ENROLLMENT FORMS

Fleet customers should complete the Fleet Enrollment Screen on the GMFANS website at their GM dealer to be submitted to GM for approval. A qualified fleet user is defined as any company that has purchased and registered or leased 5 or more new cars and/or trucks (any combination of manufacturers) solely for use in its operation during the current or preceding calendar or model year or preceding 12-month period, or that owns or leases 15 or more cars and/or trucks. Political Subdivisions and Public Utilities are qualified fleet users — registration and ownership certifications are not required. All required fields on the enrollment screen must be completed prior to submission to GM for processing. Failure to complete required fields will result in immediate rejection of the application back to the dealer for completion. Qualified fleet users and/or GM Dealers who do not comply with the Fleet program requirements may have FANs canceled and may be charged back the amount of incentives or allowances. See the GMFANS website for retention rules and other stipulations.

FLEET ENROLLMENT APPLICATION PROCESSING

General Motors Fleet and Commercial Operations receives electronic applications for processing from the website. Each enrollment screen is reviewed prior to issuing new Fleet Account Numbers. The dealer will be informed of the results of this review via electronic mail. If the dealer or the fleet customer needs further clarification concerning a Fleet Account Number, a call should be placed to the Fleet Action Center (1-800-FLEETOP) (1-800-353-3867).

GENERAL MOTORS DUAL FAN (FLEET ACCOUNT NUMBERS) PROCESS

To process orders and deliveries for passenger cars and light duty trucks for Fleet Leasing and Fleet Management companies, General Motors requires the use of two (2) Fleet Account Numbers. Orders of this type should be entered to the Vehicle Order Management (VOM) system using the order type "FLS — Fleet Leasing Company." Deliveries of these types of sales should be reported through the Customer Delivery Reporting system using the delivery type "014 — Fleet Leasing Company." The primary FAN to be entered is that of the Fleet Management or Fleet Leasing Company (lessor). The second FAN is that of the end user customer. This procedure allows both the dealers and GM to accurately track orders for its fleet customers.

GMFLEET.COM

GMFleet.com has resources to help you acquire and maintain your fleet of business vehicles. With detailed vehicle information and useful web tools, you will find answers to your business vehicle questions and assistance with managing your fleet. For example, you can get an urgent vehicle need filled rapidly with eFleet Product Availability and track your orders online with our Vehicle Order Status Tool. GM Fleet and Commercial personnel are always willing to assist you if the need arises. It's all part of our commitment to deliver more and provide better service to you.

These are a few highlights you'll find in gmfleet.com.

Products:

- Vehicle Showroom
- Competitive Comparison
- Crash Test Ratings
- Estimated Fuel Costs
- Commercial Body Application Guide
- Vehicle Technology

Ordering & Acquiring:

- Online Order Guide
- Incentives & Programs
- Order Management Reports
- Vehicle Order Status
- eFleet Product Availability
- Dealer Locator
- Special Vehicle Manufacturer Upfitter Locator

Service & Maintenance:

- Maintenance Tips
- Technical Tips
- Service Programs
- Service Bulletins
- Warranty Information

Contacts & Communications:

- Contact Us
- News – Press Releases
- Brochures

GM FLEETTRAC

GM FleetTrac is a consolidated billing program that gives larger fleets the ability to obtain parts and services quickly from over 4,100 participating GM dealers nationwide. Regardless of how many monthly transactions take place, or how many vehicles are enrolled by the fleet, GM FleetTrac consolidates all purchases into a single convenient monthly invoice.

The program allows fleets to take advantage of the expansive GM Dealer network, GM certified technicians, specialized diagnostic equipment, GM technical support, and quality GM parts — all at competitive market pricing.

GM FleetTrac simplifies the management of vehicles in your fleet while maximizing the convenience for those who drive them. It provides you with:

Fleet Administrative Savings

- Reduces the workload for internal accounting
- No need to establish new accounts, or issue multiple checks per month

Convenience

- Pre-set spending limits
- Repair authorizations available 24/7
- Reports and real-time spending available online

GMFleetTrac is a great business tool for monitoring repair costs, streamlining administration, and keeping those who drive your vehicles on the move and productive.

For more information:

- Visit gmfleettrac.com
- Contact the GM FleetTrac Program Headquarters at 1-888-4GM-FLEET (1-888-446-3533)
- e-mail: info@gmfleettrac.com

GM FLEETTRAC



BUICK, CHEVROLET, GMC, HUMMER, PONTIAC AND SATURN PASSENGER CARS AND LIGHT DUTY TRUCKS

Buick, Chevrolet, GMC, HUMMER*, Pontiac and Saturn owners are covered by a limited warranty and services that include the following:

Bumper-To-Bumper Coverage

- The 3-year/36,000 mile, whichever comes first, limited warranty covers repairs for all 2006 Buick, Chevrolet, GMC, Pontiac and Saturn vehicles, including labor and parts, to correct any defect in materials or workmanship occurring during the warranty period.
- A 4-year/50,000 mile, whichever comes first, limited warranty covers repairs for 2006 HUMMER* vehicles, including labor and parts, to correct any defect in materials or workmanship occurring during the warranty period.
- The 6.6L Duramax Diesel engine is covered for 5 years or 100,000 miles and is subject to a \$100 deductible per visit after the first 3 years or 36,000 miles.
- Chevrolet Aveo and Cobalt powertrains are covered for 5 years/60,000 miles, whichever comes first.
- Hybrid vehicles have separate component specific coverage. Please consult your dealer for details.

Courtesy Transportation

- During the Bumper-To-Bumper limited warranty coverage period, interim transportation may be available under Buick, Chevrolet, Pontiac, Saturn and GMC Courtesy Transportation Programs. Please consult your dealer for details. (Excludes vehicles in daily and long-term rental service.)

Sheet Metal Coverage

- Corrosion: Body sheet metal panels are covered against rust for 3 years or 36,000 miles, whichever comes first. 2006 HUMMER* models are covered for 4 years or 50,000 miles, whichever comes first.
- Rust-through: Any body sheet metal panel that rusts through continues to be covered for up to 6 years or 100,000 miles, whichever comes first. 2006 HUMMER* models are covered for 6 years unlimited mileage.

Roadside Assistance

- Buick, Chevrolet, Pontiac, Saturn and GMC are proud to offer the response, security and convenience of 24-Hour Roadside Assistance Programs. Please consult your dealer for details.

CADILLAC OWNER PRIVILEGES

Ownership of a Cadillac encompasses the highest standard of privileges and benefits in addition to the renowned Cadillac Gold Key Delivery System.

24-Hour Customer Assistance

- Contact Cadillac by calling the Customer Assistance Center at 1-800-458-8006, or through our website at www.cadillac.com. Our trained professionals are available to assist with any question or concern – 24 hours a day, 365 days a year.

Cadillac Roadside Service

- A Cadillac Roadside Service Phone Advisor is available 24 hours a day, 365 days a year, to address concerns over the phone or by sending a trained Cadillac technician to the vehicle location to perform a needed repair (some geographic restrictions apply).

Trip-Interruption Protection

- If Cadillac customers should ever need overnight accommodations due to a warranted repair, Cadillac may reimburse the customer for reasonable hotel, food and even alternate transportation expenses incurred as a result of that repair.

Warranty Protection

- The Cadillac Gold Key Bumper-To-Bumper warranty covers the vehicle for 4 years/50,000 miles, whichever comes first, with no deductible. The body of every Cadillac is warranted against rust-through for 6 years/unlimited miles, whichever comes first.

Alternate Transportation

- If the Cadillac vehicle requires warranty repair service for the day, the dealers can furnish shuttle service. The dealer can provide an alternate vehicle if one is available, or reimburse for rental or transportation expense.

Gold Key Delivery

- The Sales Consultant will conduct a thorough inspection, then provide a complete tour of the new Cadillac and present a package of ownership materials.

THE SAAB OWNERSHIP EXPERIENCE

Warranty Protection

- The Saab new vehicle limited warranty includes bumper-to-bumper coverage for 4 years/50,000 miles, whichever comes first. Adjustment and wear item coverage is 1 year/16,000 miles, whichever comes first. Seatbelt and supplemental restraint coverage is 5 years/unlimited mileage. The perforation limited warranty coverage is 6 years/unlimited mileage for 9-7X, 9-5 and 9-2X, and 10 years for 9-3.

Around-The-Clock Emergency Assistance

- Saab owners can call Saab Roadside Assistance toll-free for emergency assistance 24 hours a day, 365 days a year, anywhere in the United States, for the duration of the new vehicle limited warranty (4 years/50,000 miles).

Saab Dedicated Delivery Program

- The Saab retailer will conduct a thorough inspection of the new Saab prior to delivery. At the time of delivery, the Saab Sales Consultant will present a complete tour of the vehicle and a package of ownership materials, including a signed Dedicated Delivery Checklist.

* Please consult your dealer for Hummer H1 warranty details.

MEDIUM DUTY TRUCK VEHICLE AND CHASSIS WARRANTY

Please note: The following warranty information is intended as an overview only for on-highway truck applications. Warranties are valid on original equipment only; upfitted components are not covered. For complete detailed warranty coverage and eligibilities, refer to your GM Warranty Booklet and individual component supplier warranty information.

Warranty Coverage at a Glance

Warranty coverage applies up to the time or mileage limitation, whichever comes first. The warranty remains with the vehicle regardless of ownership.

2006 VEHICLE COVERAGE FOR TOPKICK/KODIAK C4500-C8500 AND T-SERIES

Warranty Limitation
(time or mileage, whichever comes first)

	Time	Vehicle Mileage
Basic Coverage ¹ (except where specified below)	2 years	Unlimited
Vortec 8100 Gas Engine	2 years	Unlimited
Duramax 6600 Diesel Engine	5 years	100,000 (\$100 deductible charge per event after 36,000 miles)
Duramax 7800 Diesel Engine	3 years	Unlimited
Caterpillar C7 Diesel Engine (Caterpillar Warranty applies) ²	3 years	150,000 ² (or 3,600 hours)
Allison 1000, 2200, 2300, 2500 RDS or HS Series (Allison Warranty applies) ³	3 years	Unlimited
Allison 1000, 2200 PTS Series (Allison Warranty applies) ³	3 years	100,000
Allison 1000, 2200 MH Series (Allison Warranty applies) ³	5 years	200,000
Allison 1000, 2200, 3000, 3500 EVS Series (Allison Warranty applies) ³	5 years	Unlimited
Allison 3000, 3500 RDS (Allison Warranty applies) ³	2 years	Unlimited
Manual Transmission	2 years	Unlimited
Rear Axle	2 years	Unlimited
Frame Rails & Cross Members	5 years	Unlimited
Cab Corrosion – Perforation	5 years	Unlimited
Emissions – Gas Engines	5 years	50,000
Emissions – Diesel Engine	5 years	100,000

Tires: See tire manufacturer's information supplied with vehicle.

Note: Courtesy Transportation is not available for Medium Duty.

¹ An optional limited warranty of 3 years/36,000 miles is available through GM dealers for C4500/C5500 models. See GM dealer.

² Limited warranty administered by Caterpillar. Towing is covered for 12 months only and labor is not covered in the third year. See Caterpillar Owners Manual for details.

³ Limited warranty administered by Allison. See Allison Owners Manual for details.

2006 VEHICLE COVERAGE FOR W-SERIES

Warranty Limitation*
(time or mileage, whichever comes first)

	Time	Vehicle Mileage
Basic Coverage (except where specified below)	0-36 Months	Unlimited (Diesel) 0-36,000 (Gas)
Engine	0-36 Months	Unlimited (Diesel) 0-36,000 (Gas)
• Transmission	0-36 Months	Unlimited (Diesel) 0-36,000 (Gas)
• Drive Axles		
• Propeller Shaft		
• Front Axle I-Beam		
• Crossmembers		
• Flywheel Housing (Diesel)		
• Clutch Housing (Diesel)		
Frame Rails	0-36 Months	Unlimited (Diesel) 0-36,000 (Gas)
	36-60 Months**	Unlimited**
Engine Emissions (Diesel)	0-60 Months	0-100,000
Engine Emissions (Gas)		
• Control System Federal	0-60 Months	0-50,000
• Control System Warranty Performance California***	0-36 Months	0-50,000
• Control System Defects (Long Term) Warranty California***	0-84 Months	0-70,000
Corrosion (Rust Through)	0-48 Months	Unlimited

* The warranty coverages are determined by the mileage of the vehicle and the number of months from the delivery date. The warranty coverages are limited by whichever occurs first.

** 50% of dealer's normal charge paid by owner.

*** For diesel units under 14,000 lbs. GVW and all gas units.

STABILITRAK®

Electronic Stability Control systems, such as GM's StabiliTrak, are becoming increasingly important on today's vehicles. StabiliTrak not only enhances vehicle safety but also increases driver confidence and control.

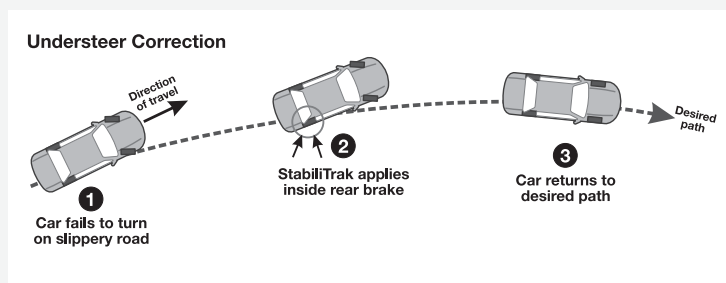
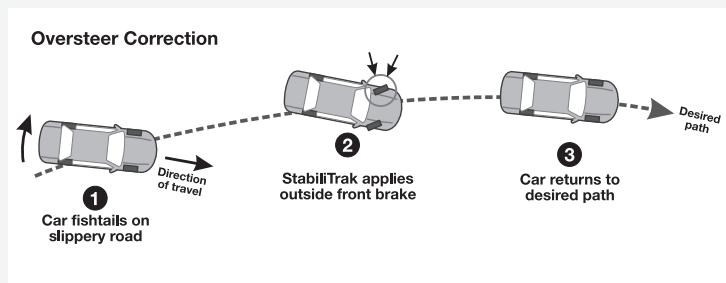
Electronic Stability Control goes by many names. It's called Active Handling on Corvette; Electronic Stability Program (ESP) on Saab; and StabiliTrak on most other GM vehicles. In all cases it provides the same benefits.

Key benefits include:

- Helps the driver maintain control of the vehicle during certain low traction driving conditions such as ice, snow, gravel, wet pavement and uneven road surfaces
- Helps the driver maintain control of the vehicle in emergency lane changes or avoidance maneuvers
- Helps the driver avoid collisions
- Helps automatically — no driver action to activate the system is required

The StabiliTrak system works by recognizing the start of an understeer or oversteer condition. Sensors detect the difference between the direction the driver is actually turning and the vehicle's response by "reading" the steering wheel position, the amount of sideways force in place, vehicle speed, and how the vehicle is turning.

When necessary, the system automatically applies precise amounts of brake pressure at individual wheels and reduces the engine torque to help the driver keep the vehicle on track. These brake and engine interventions help realign the vehicle's path with that being steered by the driver.



GM OIL LIFE SYSTEM™

The GM Oil Life System (OLS) is a computer-based algorithm that assesses engine oil conditions and optimizes oil change intervals based on vehicle and environmental operating conditions.



The system lets you know when to change the engine oil and filter based on engine usage, engine temperature and driving distances, not on mileage alone. When the system has calculated that oil life has been diminished, a CHANGE ENG OIL light/message will come on to indicate that an oil change is necessary. For the oil life system to work properly, the system must be reset every time the oil is changed.

Benefits of the system include:

- Reduces oil change frequency by changing the oil only when necessary — this lowers overall operating costs and saves time
- Takes guesswork out of the proper time to change engine oil and filter
- Provides reassurance that the engine is running with good oil, which improves the long-term performance and reliability of the vehicle
- Helps minimize environmental waste, by reducing the amount of oil used and disposed

DISPLACEMENT ON DEMAND (DOD)

Displacement on Demand saves fuel by using only half of the engine's cylinders during most normal driving conditions. The system automatically and seamlessly reactivates the other cylinders when the driver needs the engine's full capabilities for brisk acceleration or load carrying. Displacement on Demand is available on the 5.3L V8 engine.

The system works by a solenoid valve that causes high pressure oil to either activate the valve lifters (enabling normal valvetrain operation) or deactivate the lifters (disabling the valvetrain), allowing the engine to operate on half of its cylinders.

DOD provides fuel efficiency without losing performance.*



* EPA estimated for the Chevy Trailblazer EXT and GMC Envoy XL 2WD mpg 15 city, 20 highway; 4WD mpg 14 city, 19 highway.

TIRE PRESSURE MONITOR

This system monitors tire pressure and uses a visual display to alert the driver of a low-pressure condition in one or more tires. Two types of systems are used in GM vehicles:

- Indirect Tire Pressure Monitor System monitors tire pressure by assessing wheel speed. Decreasing inflation results in increasing wheel speed
- Direct Tire Pressure Monitor System monitors pressure through pressure transducers. Sensors are located in each wheel integral with the valve. Actual tire pressure information for each tire is available to the driver

By informing the driver of low tire pressure situations, the Tire Pressure Monitor system helps:

- Reduce tire deterioration
- Save fuel, since under-inflated tires make the engine work harder
- Increase vehicle stability and safety



THE LATEST TECHNOLOGY FROM DELPHI (Available on select GM vehicles)

Give Drivers the Advantages of MP3 Playback (US8 and U3U)

With an MP3-equipped audio system, drivers can enjoy the convenience and flexibility of playing both traditional music CDs and MP3 files in their vehicles. MP3 files are compressed to such a small size that 10-12 times more music can be recorded on a CD – that's more than 100 songs. Whether downloaded from the Internet or converted from their CD collections, MP3 allows users to take advantage of their personalized music library on the road. The radio features a display of the current selection's album title, song title and artist name.



vehicle's audio system. Other Delphi navigation systems (U1A and UAV) are operated using a joystick. (U3R, U3U, and US4 are other systems.)

Integrated 6-Disc CD Changer is Always Within Reach (UAV, U2S, UC6, U85, U1V)

The Delphi AM/FM stereo receiver with an integrated 6-disc changer has been specifically engineered for optimum performance in the automotive environment. The changer is completely concealed within the receiver and is operated using the receiver buttons. Users can load up to 6 of their favorite discs at one time, making hours of uninterrupted listening pleasure a touch away. (US4 is another system.)



Help Drivers Find Their Way with Touchscreen Navigation (UM8)

Equip your vehicles with Delphi's state-of-the-art Touchscreen Navigation System, and drivers will have a "personal travel assistant" that can help them find their way to just about anything they need. The system uses an on-board computer that interacts with the Global Positioning System, vehicle sensors and a DVD map database, to help drivers minimize travel time to their destination. Touchscreen operation plus visual and voice-guided turn-by-turn directions help make the system easy to use. The Navigation System is fully integrated into the



Help Make the Trip Safer with Side Curtain Airbags¹ (AY1, ASF)

Side Curtain Airbags help provide head and neck protection for drivers and passengers in side-impact collisions. Designed to deploy from the vehicle's roof rail, they can be used in combination with torso-protecting side airbags to further enhance safety.



For detailed notes 1 through 9, see inside back cover.

EQUIP YOUR FLEET WITH THE OPTIONS DRIVERS WANT – AND MAKE YOUR VEHICLES A DESIREABLE REPURCHASE CHOICE.



20% of buyers want MP3 playback in their next vehicle.



Nearly 40% of buyers want Navigation in their next vehicle.



More than 50% of buyers want a CD changer in their next vehicle.



SATELLITE
RADIO



YOUR FLEET WORKS HARDER WITH XM SATELLITE RADIO.

GM offers XM Satellite Radio in more than 50 cars, trucks and SUVs for the 2006 model year — no other automotive manufacturer even comes close. That means you have the widest selection of XM-equipped vehicles available for your GM fleet. That makes XM the perfect companion for the cross-country journey or the sales call across town. Find out more at gm.xmradio.com.



GET XM FACTORY-INSTALLED IN THESE 2006 MODEL YEAR GM VEHICLES:

XM KEEPS YOUR FLEET MOVING.

- XM Instant Traffic & Weather channels in 21 major metropolitan areas, plus the nationwide XM Emergency Alert channel
- News channels like CNN, FOX News, CNBC and XM Public Radio — all part of over 150 channels of XM's programming variety
- Major League Baseball®, ACC, Pac-10 and Big Ten action are all part of XM's 31 sports channels, including ESPN Radio and many others
- 67 channels of 100% commercial-free music
- Coast-to-coast signal coverage* no matter where your fleet travels

HOW TO ORDER XM.

Get XM factory-installed in your GM fleet:

- XM is ordered as option U2K
- Factory-installed means the XM hardware is specially designed for each vehicle, fully integrated at our GM factories and easy to use
- Because XM hardware is factory-installed, it's covered under the New Vehicle Limited Warranty

PRICING.

Get a lot for a little:

- XM service is available for an affordable monthly price
- Purchasing XM Multi-Year Service Packages can save you money. And you can roll a Multi-Year Service Package into your financing
- XM hardware costs \$325† as a factory-installed option

BUICK
LaCrosse
Lucerne
Rainier
Rendezvous
Terraza

CADILLAC
CTS
DTS
Escalade
Escalade ESV
Escalade EXT
SRX
STS
XLR

CHEVROLET
Avalanche
Cobalt
Colorado
Corvette
Equinox
HHR
Impala
Malibu
Malibu Maxx
Monte Carlo
Silverado
Suburban
Tahoe
TrailBlazer
TrailBlazer EXT
Uplander

GMC
Canyon
Envoy
Envoy Denali
Envoy XL
Envoy XL Denali
Sierra
Sierra Denali
Yukon
Yukon Denali
Yukon XL
Yukon XL Denali

HUMMER
H2
H2 SUT
H3

PONTIAC
Grand Prix
G6
Montana SV6
Solstice
Torrent
Vibe

SAAB
9-7X

SATURN
ION
RELAY
VUE

* Available only in the 48 contiguous United States.

† Plus sales tax where applicable. Prices subject to change.

Basic monthly subscription required and sold separately. All fees and programming subject to change. Subscription subject to customer agreement. For more information, visit gm.xmradio.com. The XM name and related logos are registered trademarks of XM Satellite Radio Inc. Major League Baseball® trademarks and copyrights are used with permission of Major League Baseball Properties Inc. Visit the official website at MLB.com. All other trademarks are the property of their respective owners. ©2005 XM Satellite Radio Inc. All rights reserved. The GM Emblem, Buick, Cadillac, Chevrolet, GMC, HUMMER, Pontiac and Saab vehicle names are registered trademarks of GM Corporation. Saturn is a registered trademark of Saturn Corporation. ©2005 General Motors Corp. All rights reserved.

Not available on all trim levels. Subject to change.



OnStar ly GM

is committed to offering a full range of cars, trucks and SUVs which offers safety protection before, during and, thanks to OnStar, after vehicle collisions.

We believe everyone deserves the peace of mind only OnStar offers. Having OnStar is like traveling with a trusted companion, ready to help you through virtually any situation, from unlocking your doors to calling for assistance in an emergency. Only GM is building a full range of vehicles that offers the safety and security of OnStar.

BEFORE

GM's safety focus begins with features that help drivers avoid collisions.

DURING

When a crash is unavoidable, GM vehicles are designed to reduce the risk of injury.

AFTER

With OnStar, GM leads the way in helping to get the right kind of assistance to injured motorists after a collision.

ONSTAR IS AVAILABLE FACTORY-INSTALLED ON THESE 2006 MODELS:

CHEVROLET		BUICK	PONTIAC	GMC	Cadillac	HUMMER	SATURN
Avalanche	Malibu Maxx		G6	Canyon	CTS		
Cobalt	Monte Carlo	LaCrosse	Grand Prix	Envoy	DTS		
Colorado	Silverado	Lucerne	Montana SV6	Envoy XL	Escalade	H2	ION
Corvette	Suburban	Rainier	Solstice	Savana*	Escalade ESV	H2 SUT	RELAY
Equinox	Tahoe	Rendezvous	Torrent	Sierra	Escalade EXT	H3	VUE
Express*	TrailBlazer	Terraza	Vibe	Yukon	SRX		
HHR	TrailBlazer EXT			Yukon XL	STS		
Impala	Uplander				XLR		
Malibu							

*Not available on cutaways.

The first year of OnStar service is included on all new OnStar-equipped GM models.
After the first year, the Safe & Sound Plan costs just \$16.95* a month (plus tax).

ONSTAR SERVICES [†]	Safe & Sound Plan	Commercial Premium Plan ^{††}	Directions & Connections [®] Plan
 Automatic Notification of Air Bag Deployment If your air bags deploy, we'll contact you to ask if you need assistance.	●	●	●
 Emergency Services At the touch of a button, we can contact emergency services.	●	●	●
 Stolen Vehicle Location Assistance If your vehicle is stolen, an Advisor can help authorities attempt to locate it.	●	●	●
 Remote Door Unlock An Advisor can send a signal to unlock your doors in most cases.	●	●	●
 GM[®] Goodwrench[®] Remote Diagnostics We can run a remote diagnostic probe of your engine while you're driving.	●	●	●
 OnStar Hands-Free Calling Access to hands-free, voice-activated calling built into your vehicle.	●	●	●
 Roadside Assistance If you need help on the road, we can call a nearby service provider.	●	●	●
 AccidentAssist Get step-by-step guidance about what to do in the event of an accident.	●	●	●
 Remote Horn and Lights We can activate your horn and lights to help you quickly locate your vehicle.	●	●	●
 Driving Directions Get directions to any destination based on your GPS location.		●	●
 RideAssist Call OnStar if you're incapable of driving, and we'll call a taxicab.		●	●
 Information/Convenience Services Get service recommendations and directory information from an Advisor.		No reservations	●

ONSTAR FACTORY OPTION PACKAGES FOR FLEET

Package Description	Option Code	Non-Cadillac (Plus CTS) Price**	Cadillac (Except CTS) Price**
One additional year of "Safe and Sound" (24-month total)	R8G	\$199	\$199
Two additional years of "Safe and Sound" (36-month total)	R8P	\$379	\$379
Two years of "Commercial Premium" (24-month total)	R8U	\$499	\$299
Three years of "Commercial Premium" (36-month total)	R8V	\$749	\$549
One-year upgrade to "Directions and Connections" (12-month total)	R8W	\$200	N/A
Two years of "Directions and Connections" (24-month total)	R8Y	\$599	\$399
Three years of "Directions and Connections" (36-month total)	R8Z	\$979	\$779

*Credit card payment required for monthly subscription. Prices and packages subject to change. †OnStar services require vehicle electrical system (including battery), wireless service and GPS satellite signals to be available and operating for features to function properly. OnStar acts as a link to existing emergency service providers. Subscription service agreement required. Ability to locate stolen vehicles and Remote Door Unlock success vary with conditions. Remote Diagnostics not available on Cadillac SRX V8 and Catera; Pontiac Vibe; Saab 9-3 and 9-5; and Saturn VUE, 2003 ION and most L-Series models [and recreation vehicles — include if applicable]. Capabilities vary by model. Remote Door Unlock not available on Saab 9-5. OnStar Personal Calling (OPC) requires an OPC-enabled vehicle, existing OnStar service contract and prepaid calling minutes, and is not available in Alaska and some other markets. Calls may be made to the U.S. and Canada only. OnStar voice recognition system may not work with some voices. Visit onstar.com for system limitations and details. ††A two-year minimum service plan is required. Must be included at time vehicle is ordered. **Plus tax, prices/packages subject to change. The marks of General Motors, its divisions, slogans, emblems, vehicle model names, vehicle body designs and other marks appearing in this document are the trademarks and/or service marks of General Motors Corporation, its subsidiaries, affiliates or licensors. ©2005 OnStar Corp. All rights reserved. OnStar and the OnStar emblem are registered trademarks of OnStar Corp.

2005 FUEL ECONOMY

FUEL ECONOMY – 2005 GM MODELS

Fuel economy estimates for 2005 models are determined by tests conducted by the U.S. Environmental Protection Agency (EPA). For the latest 2006 model year numbers, check the EPA website – www.fueleconomy.gov.

	Engine	Transmission	City	Highway
--	--------	--------------	------	---------

Compact Car

CHEVROLET

Aveo	1.6L/4	4-spd Auto	26	34
	1.6L/4	5-spd Man	27	35
Cobalt	2.0L/4	5-spd Man	23	29
	2.2L/4	4-spd Auto	24	32
	2.2L/4	5-spd Man	25	34

PONTIAC

Vibe	1.8L/4	5-spd Man	30	36
	1.8L/4	4-spd Auto	29	34
	1.8L/4 4WD	4-spd Auto	26	31
	1.8L/4	6-spd Man	25	32

SAAB

Saab 9-2X	2.5L/4	5-spd Man	22	29
	2.5L/4	4-spd Auto	23	29
	2.0L/4T	5-spd Man	20	26
	2.0L/4T	4-spd Auto	19	25

SATURN

Saturn ION	2.0L/4 SC	5-spd Man	23	29
	2.2L/4	4-spd Auto	24	32
	2.2L/4	5-spd Man	26	35

Midsize Car

BUICK

LaCrosse	3.8L/6	4-spd Auto	20	29
----------	--------	------------	----	----

	Engine	Transmission	City	Highway
--	--------	--------------	------	---------

Midsize Car (cont.)

CHEVROLET

Impala	3.4L/6	4-spd Auto	21	32
	3.8L/6	4-spd Auto	20	30
	3.8L/6 SC	4-spd Auto	19	28
Malibu	2.2L/4	4-spd Auto	24	35
	3.5L/6	4-spd Auto	22	32
Malibu Maxx	3.5L/6	4-spd Auto	22	30
Monte Carlo	3.4L/6	4-spd Auto	21	32
	3.8L/6	4-spd Auto	20	30
	3.8L/6 SC	4-spd Auto	19	28

PONTIAC

G6	3.5L/6	4-spd Auto	22	32
Grand Prix	3.8L/6	4-spd Auto	20	30
	3.8L/6 SC	4-spd Auto	18	27

Luxury Car

CADILLAC

CTS	2.8L/6	6-spd Man	17	27
	2.8L/6	5-spd Auto	18	27
	3.6L/6	6-spd Man	17	27
	3.6L/6	5-spd Auto	18	27
	5.7L/8	6-spd Man	15	23
STS	3.6L/6	5-spd Auto	17	24
	4.6L/8 RWD	5-spd Auto	17	26
	4.6L/8 AWD	5-spd Auto	16	22

SAAB

9-3 Convertible	2.0L/4	5-spd Auto	19	27
	2.0L/4	5-spd Man	21	28
9-3 Sedan	2.0L/4 turbo	5-spd Man	22	32
	2.0L/4 Turbo	5-spd Man	21	31
	2.0L/4 turbo	5-spd Auto	21	31
	2.0L/4 Turbo	5-spd Auto	21	28
9-5	2.3L/4	5-spd Man	20	30
	2.3L/4	5-spd Auto	19	28

Engine Transmission City Highway

Sport Vehicle

CADILLAC

XLR	4.6L/8	5-spd Auto	17	25
-----	--------	------------	----	----

CHEVROLET

Corvette	6.0L/8	4-spd Auto	18	26
----------	--------	------------	----	----

	6.0L/8	6-spd Man	18	28
--	--------	-----------	----	----

SSR	6.0L/8	6-spd Man	13	20
-----	--------	-----------	----	----

	6.0L/8	4-spd Auto	15	19
--	--------	------------	----	----

PONTIAC

GTO	6.0L/8	4-spd Auto	16	21
-----	--------	------------	----	----

	6.0L/8	6-spd Man	17	25
--	--------	-----------	----	----

Medium Pickup

CHEVROLET

Colorado	2.8L/4 2WD	5-spd Man	21	27
----------	------------	-----------	----	----

	2.8L/4 2WD	4-spd Auto	18	25
--	------------	------------	----	----

	2.8L/4 4WD	5-spd Man	19	23
--	------------	-----------	----	----

	2.8L/4 4WD	4-spd Auto	17	23
--	------------	------------	----	----

	3.5L/5 2WD	5-spd Man	19	25
--	------------	-----------	----	----

	3.5L/5 2WD	4-spd Auto	18	23
--	------------	------------	----	----

	3.5L/5 4WD	5-spd Man	19	24
--	------------	-----------	----	----

	3.5L/5 4WD	4-spd Auto	18	22
--	------------	------------	----	----

GMC

Canyon	2.8L/4 2WD	5-spd Man	21	27
--------	------------	-----------	----	----

	2.8L/4 2WD	4-spd Auto	18	25
--	------------	------------	----	----

	2.8L/4 4WD	5-spd Man	19	23
--	------------	-----------	----	----

	2.8L/4 4WD	4-spd Auto	17	23
--	------------	------------	----	----

	3.5L/5 2WD	5-spd Man	19	25
--	------------	-----------	----	----

	3.5L/5 2WD	4-spd Auto	18	23
--	------------	------------	----	----

	3.5L/5 4WD	5-spd Man	19	24
--	------------	-----------	----	----

	3.5L/5 4WD	4-spd Auto	18	22
--	------------	------------	----	----

Engine Transmission City Highway

Full-Size Pickup

CHEVROLET

Silverado 1500	4.3L/6 2WD	5-spd Man	16	22
----------------	------------	-----------	----	----

	4.3L/6 2WD	4-spd Auto	16	21
--	------------	------------	----	----

	4.3L/6 4WD	5-spd Man	15	20
--	------------	-----------	----	----

	4.3L/6 4WD	4-spd Auto	14	18
--	------------	------------	----	----

	4.8L/8 2WD	5-spd Man	16	21
--	------------	-----------	----	----

	4.8L/8 2WD	4-spd Auto	16	21
--	------------	------------	----	----

	4.8L/8 4WD	5-spd Man	15	19
--	------------	-----------	----	----

	4.8L/8 4WD	4-spd Auto	16	19
--	------------	------------	----	----

	5.3L/8 2WD	4-spd Auto	16	20
--	------------	------------	----	----

	5.3L/8 4WD	4-spd Auto	15	19
--	------------	------------	----	----

	6.0L/8 2WD	4-spd Auto	14	19
--	------------	------------	----	----

	6.0L/8 4WD	4-spd Auto	14	16
--	------------	------------	----	----

GMC

Sierra 1500	4.3L/6 2WD	5-spd Man	16	22
-------------	------------	-----------	----	----

	4.3L/6 2WD	4-spd Auto	16	21
--	------------	------------	----	----

	4.3L/6 4WD	5-spd Man	15	20
--	------------	-----------	----	----

	4.3L/6 4WD	4-spd Auto	14	18
--	------------	------------	----	----

	4.8L/8 2WD	5-spd Man	16	21
--	------------	-----------	----	----

	4.8L/8 2WD	4-spd Auto	16	21
--	------------	------------	----	----

	4.8L/8 4WD	5-spd Man	15	19
--	------------	-----------	----	----

	4.8L/8 4WD	4-spd Auto	16	19
--	------------	------------	----	----

	5.3L/8 2WD	4-spd Auto	16	20
--	------------	------------	----	----

	5.3L/8 4WD	4-spd Auto	15	19
--	------------	------------	----	----

	6.0L/8 2WD	4-spd Auto	14	19
--	------------	------------	----	----

	6.0L/8 4WD	4-spd Auto	14	16
--	------------	------------	----	----

Sport Utility

BUICK

Rainier	4.2L/6 2WD	4-spd Auto	16	21
---------	------------	------------	----	----

	4.2L/6 AWD	4-spd Auto	15	20
--	------------	------------	----	----

	5.3L/8 2WD	4-spd Auto	16	20
--	------------	------------	----	----

	5.3L/8 AWD	4-spd Auto	15	19
--	------------	------------	----	----

Rendezvous	3.4L/6 2WD	4-spd Auto	19	26
------------	------------	------------	----	----

	3.4L/6 AWD	4-spd Auto	18	24
--	------------	------------	----	----

	3.6L/6 2WD	4-spd Auto	18	27
--	------------	------------	----	----

	3.6L/6 AWD	4-spd Auto	18	25
--	------------	------------	----	----

CADILLAC

Escalade	5.3L/8 2WD	4-spd Auto	15	20
----------	------------	------------	----	----

	6.0L/8 2WD	4-spd Auto	14	18
--	------------	------------	----	----

	6.0L/8 AWD	4-spd Auto	13	17
--	------------	------------	----	----

SRX	3.6L/6 2WD	5-spd Auto	16	23
-----	------------	------------	----	----

	3.6L/6 AWD	5-spd Auto	16	22
--	------------	------------	----	----

	4.6L/8 2WD	5-spd Auto	15	21
--	------------	------------	----	----

Engine Transmission City Highway

Sport Utility (cont.)

CHEVROLET

Avalanche	5.3L/8 2WD	4-spd Auto	14	19
	5.3L/8 4WD	4-spd Auto	14	18
Equinox	3.4L/6 2WD	5-spd Auto	19	25
	3.4L/6 AWD	5-spd Auto	19	25
Suburban	5.3L/8	4-spd Auto	15	19
Tahoe	4.8L/8	4-spd Auto	16	20
	5.3L/8 2WD	4-spd Auto	15	20
	5.3L/8 4WD	4-spd Auto	15	19
TrailBlazer	4.2L/6 2WD	4-spd Auto	16	21
	4.2L/6 4WD	4-spd Auto	15	20
	5.3L/8 2WD	4-spd Auto	15	20
	5.3L/8 4WD	4-spd Auto	14	19

GMC

Envoy	4.2L/6 2WD	4-spd Auto	16	21
	4.2L/6 4WD	4-spd Auto	15	20
	5.3L/8 2WD	4-spd Auto	16	20
	5.3L/8 4WD	4-spd Auto	15	19
Yukon	4.8L/8	4-spd Auto	16	20
	5.3L/8 2WD	4-spd Auto	15	20
	5.3L/8 4WD	4-spd Auto	15	19
	6.0L/8	4-spd Auto	13	17

SAAB

9-7X	5.3L/8	4-spd Auto	15	19
------	--------	------------	----	----

SATURN

VUE	3.5L/6 2WD	5-spd Auto	20	28
	3.5L/6 AWD	5-spd Auto	19	25

Engine Transmission City Highway

Van

BUICK

Terraza	3.5L/6 2WD	4-spd Auto	18	24
	3.5L/6 AWD	4-spd Auto	17	23

CHEVROLET

Express	4.3L/6	4-spd Auto	15	20
	5.3L/8	4-spd Auto	14	18
Uplander	3.5L/6 2WD	4-spd Auto	18	24
	3.5L/6 AWD	4-spd Auto	17	23

GMC

Savana	4.3L/6	4-spd Auto	15	20
	5.3L/8	4-spd Auto	14	18

PONTIAC

Montana SV6	3.5L/6 2WD	4-spd Auto	18	24
	3.5L/6 AWD	4-spd Auto	17	23

SATURN

RELAY	3.5L/6 2WD	4-spd Auto	18	24
	3.5L/6 AWD	4-spd Auto	17	23

Alternative Fuel

CHEVROLET

Silverado					
1500	E85	5.3L/8 2WD	4-spd Auto	12	16
	Gas			16	20
	E85	5.3L/8 4WD	4-spd Auto	11	14
	Gas			15	18

Silverado					
1500 Hybrid		5.3L/8 2WD	4-spd Auto	18	21
		5.3L/8 4WD	4-spd Auto	17	19

Silverado					
2500	CNG	6.0L/8	4-spd Auto	9	12

GMC

Sierra					
1500	E85	5.3L/8 2WD	4-spd Auto	12	16
	Gas			16	20
	E85	5.3L/8 4WD	4-spd Auto	11	14
	Gas			15	18

Sierra 1500					
Hybrid		5.3L/8 2WD	4-spd Auto	18	21
		5.3L/8 4WD	4-spd Auto	17	19

Sierra					
2500	CNG	6.0L/8	4-spd Auto	9	12



NEW FOR 2006

- Advanced two-stage front air bags with passenger sensing system
- Side-impact air bags¹
- New upholstery fabrics; charcoal/titanium color scheme
- Cruise Control and Remote Keyless Entry Package available
- Electronic throttle control
- 15-in. aluminum 5-spoke wheels available
- ULEV II emissions

ASSEMBLY PLANT:
Bupyeong, Korea

SELECTED STANDARD FEATURES

SAFETY AND SECURITY

- Advanced two-stage front air bags with passenger sensing system¹
- Side-impact air bags for driver and front passenger
- 3-point safety belts, all positions, with front seat height adjustment
- Child security rear door locks
- LATCH (Lower Anchors and Top tethers for Children) system
- Daytime Running Lamps

MECHANICAL

- Front-wheel drive
- 1.6L DOHC 16-valve L4 with 103 hp with 5-year/60,000-mile Powertrain Warranty
- 5-speed manual transmission
- Power front disc/rear drum brakes
- Independent front/semi-independent rear suspension
- Power rack-and-pinion steering
- Stainless steel exhaust system

EXTERIOR

- Intermittent front windshield wipers
- Fold-away rearview mirrors
- P185/60R14 all-season tires
- Full bolt-on wheelcovers
- Rear wiper/washer on 5-door

INTERIOR

- Reclining front bucket seats with driver height adjustment
- 60/40 split-folding rear seat; flip-and-fold on 5-door
- Floor console
- Full instrumentation, including tachometer
- Tilt adjustable steering column
- Padded visors with vanity mirrors
- 12-volt power outlet
- AM/FM stereo with digital clock
- Cargo shade (5-door)
- Air conditioning (LS & LT)
- Air conditioning provisions and kit for dealer install (SVM)
- Rear-window defogger

SELECTED OPTIONAL FEATURES

- Engine block heater
- 4-speed automatic transmission
- Antilock brake system
- Front fog lamps
- 14- or 15-in. aluminum wheels
- P185/55R15 all-season tires
- Rear spoiler on 5-door
- Cruise Control and Remote Keyless Entry Package — includes power door locks and content theft-deterrent system.
- Power sunroof
- Power windows
- CD/MP3 player
- 6-speaker premium sound system
- Engine immobilizer theft-deterrent system

MODEL AVAILABILITY

	4-door	5-door
Aveo SVM	1TD69	1TD48
Aveo LS	1TD69	1TD48
Aveo LT	1TG69	1TG48

SPECIFICATIONS (in. unless otherwise stated)

Wheelbase	97.6	97.6
Length	166.7	152.7
Width	65.7	65.7
Height	58.8	58.8
Seating f/r	2/3	2/3
Head room f/r	39.2/37.6	39.2/37.6
Shoulder room f/r	53.6/52.7	53.6/52.7
Leg room f/r	41.2/35.3	41.2/35.3
Max. cargo vol. ⁴ (cu. ft.)	11.6	42.0*
Fuel capacity (gal.)	12	12

* With rear seats flipped and folded

03U Aqua

04U Medium Gray

05U Icelandic Blue

06U Sport Red

11U Summit White

33U Bright Blue

52U Summer Yellow (5-door only)

54U Spicy Orange

73U Victory Red

87U Black

92U Cosmic Silver

EXTERIOR BODY PAINT COLORS



For more information, go to:
www.gmfleet.com



NEW FOR 2006

- Model changes now include LS, LT, LTZ and SS
- PASS-Key III+ theft-deterrent system
- Common OnStar/XM Satellite Radio antenna
- Performance Package available on SS Supercharged models; includes leather-accented RECARO front bucket seats and limited-slip differential

ASSEMBLY PLANT:
Lordstown, Ohio, USA

SELECTED STANDARD FEATURES

SAFETY AND SECURITY

- Dual-stage front air bags with passenger sensing system¹
- 3-point safety belts, all positions
- Child security rear door locks
- LATCH (Lower Anchors and Top tethers for Children) system
- PASS-Key III+ theft-deterrent system
- Daytime Running Lamps with automatic lamp control

MECHANICAL

- Front-wheel drive
- 2.2L ECOTEC DOHC 16-valve L4; 145 hp — LS, LT, LTZ
- 2.4L ECOTEC DOHC 16-valve L4 with 171 hp — SS
- 2.0L ECOTEC DOHC 16-valve Supercharged L4; 205 hp — SS Supercharged
- 5-speed manual transmission
- Power front disc/rear drum brakes
- Electric power rack-and-pinion steering
- Stainless steel exhaust system

EXTERIOR

- Intermittent front windshield wipers
- P195/60R15 touring tires
- Full bolt-on wheelcovers

INTERIOR

- Reclining front bucket seats with driver height adjustment
- 60/40 split-folding rear seat
- Floor console includes 2 power outlets
- Air conditioning with air filtration system
- Rear and side window defoggers
- Full instrumentation, including tachometer and Driver Information Center
- Tilt adjustable steering column
- Padded visors with vanity mirrors
- Cruise control (avail. LS)
- Power door locks and Remote Keyless Entry (avail. LS)
- AM/FM stereo with CD player

SELECTED OPTIONAL FEATURES

- Side head curtain air bags¹
- Antilock brake system
- All-speed Traction Control
- 4-speed automatic transmission
- 16-, 17- and 18-in. aluminum wheels
- Rear spoiler
- Leather-appointed front bucket seats
- OnStar 1-year Safe & Sound service²
- Power sunroof
- Performance Package including RECARO seats, limited slip differential (SS Supercharged)
- Audio: MP3 player, XM Satellite Radio,³ Pioneer premium sound

MODEL AVAILABILITY

	Coupe	Sedan
Cobalt LS	1AK37	1AK69
Cobalt LT	1AL37	1AL69
Cobalt LTZ	—	1AZ69
Cobalt SS	1AM37	1AM69
Cobalt SS Supercharged	1AP37	—

SPECIFICATIONS (in. unless otherwise stated)

Wheelbase	103.3	103.3
Length	180.5	180.3
Width	67.9	67.9
Height	55.5	57.1
Seating f/r	2/3	2/3
Head room f/r	38.7/35.7	38.5/37.7
Shoulder room f/r	53.0/49.0	53.0/51.4
Leg room f/r	42.0/32.2	41.8/33.7
Max. cargo vol. ⁴ (cu. ft.)	13.9	13.9
Fuel capacity (gal.)	13	13

15U Sandstone Metallic

34U Rally Yellow

41U Black

46U Blue Granite Metallic

50U Summit White

56U Sunburst Orange Metallic

74U Victory Red

84U Majestic Amethyst Metallic

91U Arrival Blue Metallic*

95U Ultra Silver Metallic

EXTERIOR BODY PAINT COLORS

* Switches to 21U Laser Blue after Sept. 2005 production



For more information, go to:
www.gmfleet.com



NEW FOR 2006

- AM/FM stereo with CD and MP3 playback
- Sport Package: monotone appearance, 16-in. aluminum wheels, 6-disc CD changer
- Premium Package: leather seating surfaces and leather-wrapped steering wheel
- Security Package: OnStar,² antilock brakes, tire pressure monitor
- Sun and Sound Package: power sunroof, Monsoon system
- Preferred Package: cruise control, power programmable door locks, power windows, Remote Keyless Entry, reading lamps

ASSEMBLY PLANT:
Fremont, California, USA

SELECTED STANDARD FEATURES

SAFETY AND SECURITY

- Front air bags with passenger sensing system¹
- 3-point safety belts, all positions; height-adjustable in front
- Child security rear door locks
- LATCH (Lower Anchors and Top tethers for Children) system
- Daytime Running Lamps with automatic lamp control

MECHANICAL

- Front-wheel or all-wheel drive
- 1.8L VVT-i L4; 130 hp FWD, 122 hp AWD
- 1.8L VVT-i L4 with 170 hp — GT
- 5-speed manual (Vibe) or 6-speed manual (GT) transmission
- 4-speed automatic transmission — AWD
- Power front disc/rear drum brakes; 4-wheel disc on GT
- Front independent suspension; rear torsion beam on FWD, double wishbone on AWD

EXTERIOR

- Fog lamps
- Power mirrors
- Roof rack
- P205/55R16 all-season tires
- Full bolt-on wheelcovers
- Rear liftgate with liftglass
- Intermittent front and rear wipers

INTERIOR

- Front bucket seats with driver height adjustment
- Fold-flat front passenger seat, with table surface
- 60/40 split-folding rear seat
- Floor console
- Air conditioning with air filtration system
- Full instrumentation, including tachometer
- Tilt steering column
- 8 storage compartments
- 115-volt, 2-prong power outlet
- Rear window defogger
- AM/FM stereo with CD
- Electric rear window defogger

SELECTED OPTIONAL FEATURES

- Side-impact and side-curtain air bags¹
- Theft-deterrent alarm system
- Antilock brake system
- StabiliTrak vehicle stability control
- Premium Monotone Appearance Package
- 16- and 17-in. aluminum wheels
- OnStar 1 year Safe & Sound service²
- Power sunroof
- Audio: MP3 player, 6-disc changer, XM Satellite Radio,³ Monsoon premium sound

MODEL AVAILABILITY

Vibe	2SL26
Vibe AWD	2SM26
Vibe GT	2SN26

SPECIFICATIONS (in. unless otherwise stated)

Wheelbase	102.4
Length	171.9
Width	69.9
Height	62.2
Seating f/r	2/3
Head room f/r	40.6/39.8
Shoulder room f/r	53.2/52.6
Leg room f/r	41.8/36.3
Max. cargo vol. ⁴ (cu. ft.)	54.1
Fuel capacity (gal.)	13 (FWD); 12 (AWD)

14U Platinum (Silver)

19U Abyss (Black)

40U Frosty (White)

44U Salsa (Dark Red)

46U Stealth Gray Met.

56U Fusion (Orange Met.)

62U Neptune (Blue)

90U Moonstone (Charcoal)

EXTERIOR BODY PAINT COLORS



For more information, go to:
www.gmfleet.com



NEW FOR 2006

- 10-horsepower increase in 2.5L H4 engine

ASSEMBLY PLANT:
Ota, Japan

SELECTED STANDARD FEATURES

SAFETY AND SECURITY

- Front air bags and head/torso side air bags¹
- 3-point safety belts, all positions
- Front seat active head restraints
- Child security rear door locks
- LATCH (Lower Anchors and Top tethers for Children) system
- Anti-theft alarm system
- Daytime Running Lamps

MECHANICAL

- All-wheel drive (AWD)
- 2.5L H4 with 175 hp
- 5-speed manual transmission
- Power-assisted rack-and-pinion steering
- Power 4-wheel disc brakes with 4-channel ABS and Electronic Brakeforce Distribution
- Fully independent suspension
- No-charge maintenance for 2 years/24,000 miles, whichever occurs first

EXTERIOR

- Intermittent windshield wipers
- Power mirrors
- P205/55R16 all-season tires
- 16-in. alloy wheels
- Rear roof spoiler
- Rear liftgate
- Rear window wiper/washer

INTERIOR

- Reclining front bucket seats
- 40/60 split-folding rear seatback
- Floor console
- Air conditioning
- Full instrumentation, including tachometer
- Tilt steering column
- Cruise control
- Remote Keyless Entry
- Power windows and door locks
- AM/FM stereo with CD

SELECTED OPTIONAL FEATURES

- 4-speed automatic transmission
- Power moonroof
- Heated front seats
- Leather Package

MODEL AVAILABILITY

	5-Door
9-2X	205

SPECIFICATIONS (in. unless otherwise stated)

Wheelbase	99.4
Length	175.6
Width	66.7
Height	57.7
Seating f/r	2/3
Head room f/r	39.7/37.3
Shoulder room f/r	52.7/52.9
Leg room f/r	42.9/33.7
Max. cargo vol. ⁴ (cu. ft.)	61.6
Fuel capacity (gal.)	15.9

Brilliant Red

Desert Silver Metallic

Satin Gray Metallic

Arctic Silver Metallic

Midnight Black Mica

Deep Blue Mica

EXTERIOR BODY PAINT COLORS



For more information, go to:
www.gmfleet.com



NEW FOR 2006

- OnStar standard²
- 2.4L VVT 4-cylinder engine with 170 hp available

ASSEMBLY PLANT:
Spring Hill, Tennessee, USA

SELECTED STANDARD FEATURES

SAFETY AND SECURITY

- Dual-stage front air bags¹
- 3-point safety belts, all positions
- Child security rear door locks
- LATCH (Lower Anchors and Top tethers for Children) system
- OnStar 1-year Safe & Sound Package²
- Engine immobilizing anti-theft feature
- Daytime Running Lamps

MECHANICAL

- Front-wheel drive
- 2.2L DOHC I-4 with 140 hp
- 2.0L DOHC Supercharged I-4 with 205 hp (Red Line)
- Oil Life Monitor
- 5-speed manual transmission
- Variable-assist electric power steering
- Front disc/rear drum brakes; 4-wheel disc on Red Line
- Independent front and semi-independent rear suspension

EXTERIOR

- Intermittent windshield wipers
- Dual rear access doors (Quad Coupe)
- Dent-resistant bodyside panels
- Wheels and tires: 15-in. ION•2, 16-in. ION•3, 17-in. Red Line
- Rear window defogger

INTERIOR

- Reclining front bucket seats
- Fold-flat front passenger seat (Quad Coupe only)
- Leather-trimmed RECARO sports seats (Red Line)
- 60/40 split-folding rear seatback
- Front console with storage
- Full instrumentation, including tachometer
- Air conditioning with dust and pollen filter (avail. ION•2)
- Tilt steering column
- Power programmable door locks
- AM/FM stereo with CD; CD/MP3 on ION•3 and Red Line; auxiliary input jack for portable devices

SELECTED OPTIONAL FEATURES

- Head curtain side air bags¹
- Rear spoiler
- 2.4L VVT 4-cyl. engine (ION•3)
- 4-speed automatic transmission
- Antilock brakes with Traction Control
- Preferred Package includes power windows and mirrors, cruise control, Remote Keyless Entry with alarm
- Travel Package includes auto-dimming inside rearview mirror with compass and outside temperature, map lights
- Power sunroof
- 6-CD changer, XM Satellite Radio,³ Saturn Advanced Audio System
- Leather seating surfaces

MODEL AVAILABILITY

	Quad Coupe	Sedan
ION•2 (manual/auto)	ZAM37/ZAN37	ZAZ69/ZAJ69
ION•3 (manual/auto)	ZAV37/ZAW37	ZAK69/ZAL69
ION Red Line	ZAY37	—

SPECIFICATIONS (in. unless otherwise stated)

Wheelbase	103.2	103.5
Length	185.0	185.0
Width	67.9	67.9
Height	56.0	55.8
Seating f/r	2/2	2/3
Head room f/r	38.9/36.5	38.9/36.5
Shoulder room f/r	54.0/51.0	54.0/51.0
Leg room f/r	42.2/32.7	42.2/32.7
Max. cargo vol. ⁴ (cu. ft.)	14.2	14.7
Fuel capacity (gal.)	13	13

13U Silver Nickel

15U Golden Cashmere (Sedan)

32U Cypress Green (Sedan)

41U Black Onyx

50U Polar White

55U Fusion Orange (Quad Coupe)

63U Berry Red (Sedan)

74U Chili Pepper Red (Quad Coupe)

88U Storm Gray (Sedan)

91U Pacific Blue

EXTERIOR BODY PAINT COLORS



For more information, go to:
www.gmfleet.com



NEW FOR 2006

- Side head curtain air bags¹ are now standard
- Comfort and Convenience Package — was Silver Convenience Package
- Driver Confidence Package — was Gold Convenience Package
- ABS and traction control now standard on CX and CXL

ASSEMBLY PLANT:
Oshawa, Ontario, Canada

SELECTED STANDARD FEATURES

SAFETY AND SECURITY

- Dual-stage front air bags with Passenger Sensing System¹
- Head-curtain side air bags¹ (fleet delete avail.)
- 3-point safety belts, all positions
- LATCH system
- Rear child security locks
- OnStar 1 year Safe & Sound service² (fleet delete avail.)
- PASS-Key III theft-deterrent system
- Content theft alarm (CXL, CXS; avail. CX)
- Daytime Running Lamps and Twilight Sentinel

MECHANICAL

- Front-wheel drive
- 3.8L 3800 V6 with 200 hp (CX, CXL)
- 3.6L VVT DOHC V6 with 240 hp (CXS)
- 4-speed automatic transmission
- Power 4-wheel disc brakes
- ABS brakes with Traction Control
- 4-wheel independent suspension
- Power rack-and-pinion steering; Magnasteer on CXS
- Stainless steel exhaust system

EXTERIOR

- Intermittent front windshield wipers
- Full bolt-on wheelcovers
- Power outside rearview mirrors
- P225/60R16 all-season tires

INTERIOR

- QuietTuning includes Quiet Steel[®], acoustic laminate windshield and laminated side glass
- Front bucket seats with 6-way power driver seat

- Split-folding rear seat (CXL, CXS; avail. CX)
- Floor console
- Manual air conditioning (CX); dual zone automatic (CXL and CXS)
- Air filtration system
- Cruise control
- Programmable power door locks
- Full instrumentation, including tachometer
- Driver Information Center (CXL, CXS; avail. CX)
- Remote Keyless Entry
- Tilt adjustable steering column (CX, CXL); tilt and telescope (CXS; avail. CX, CXL)
- Visors with vanity mirrors (CX); illuminated (CXL, CXS)
- Power windows with driver Express Down
- AM/FM stereo with CD and auxiliary input jack
- Rear-window defogger

SELECTED OPTIONAL FEATURES

- StabiliTrak stability enhancement (CXS)
- 16- or 17-in. aluminum wheels
- 6-passenger seating with center flip-and-fold console (CX, CXL)
- Heated seats
- Remote vehicle starter system
- Power sunroof
- Universal Home Remote (CXL, CXS)
- Ultrasonic Rear Parking Assist avail. in Driver Confidence Package (CXL, CXS)
- Audio options: 6-disc changer, MP3 player, XM Satellite Radio,³ Concert Sound III, steering wheel-mounted controls
- Leather-appointed seats
- Leather shifter (CX, CXL)

MODEL AVAILABILITY

	Sedan
LaCrosse CX	4WC19
LaCrosse CXL	4WD19
LaCrosse CXS	4WE19

SPECIFICATIONS (in. unless otherwise stated)

Wheelbase	110.5
Length	198.1
Width	73.0
Height	57.4
Seating f/r (max.)	3/3
Head room f/r	39.4/37.2
Shoulder room f/r	57.2/57.0
Leg room f/r	42.3/37.6
Max. cargo vol. ⁴ (cu. ft.)	16.0
Fuel capacity (gal.)	17.5

22U Deep Sapphire Metallic

40U White Opal

41U Black Onyx

46U Slatestone Metallic

53U Sandstone Metallic

63U Cardinal Red Metallic

67U Platinum Metallic

68U Glacier Blue Metallic

EXTERIOR BODY PAINT COLORS



For more information, go to:
www.gmfleet.com

CHEVROLET IMPALA



LTZ model shown

SELECTED STANDARD FEATURES

SAFETY AND SECURITY

- Dual-stage front air bags with passenger sensing system¹
- Side curtain air bags¹ for all outboard passengers (fleet delete avail.)
- 3-point safety belts, all positions (except front center)
- LATCH (Lower Anchors and Top tethers for Children) system
- Rear door child security locks
- OnStar 1-year Safe & Sound Service² (fleet delete avail.)
- PASSKEY III theft-deterrent system
- Content theft alarm on all except LS
- Daytime Running Lamps and automatic lamp control

MECHANICAL

- Front-wheel drive
- 3.5L 3500 VVT V6 with 211 hp and flexible fuel capability (E85) (LS & LT V6)
- 3.9L 3900 VVT V6 with 240 hp (LT V8 & LT2)
- 5.3L small block V8 with 303 hp and Displacement on Demand — (SS)
- Oil life monitoring system

- 4-speed automatic transmission
- Power 4-wheel disc brakes
- 4-wheel independent suspension
- Power rack-and-pinion steering
- Stainless steel exhaust system
- Battery rundown protection and retained accessory power

EXTERIOR

- Intermittent front windshield wipers with flat blades
- Power rearview mirrors
- P225/60R16 all-season tires
- Full bolt-on wheelcovers

INTERIOR

- Front 40/20/40 split-bench seat with center storage/armrest
- 8-way power driver seat
- Ratcheting lumbar control for driver
- Dual-zone manual air conditioning; single-zone manual on LS
- Air filtration system
- Cruise control
- Programmable power door locks
- Full instrumentation, including tachometer; all except LS include outside temperature, compass

- Driver Information Center
- Remote Keyless Entry
- Remote vehicle starter system, all except LS
- Tilt adjustable steering column
- Visors with vanity mirrors
- Power windows include driver Express Down
- AM/FM stereo with CD and auxiliary input jack
- Rear-window defogger

SELECTED OPTIONAL FEATURES

- Antilock brake system
- All-Speed Traction Control
- Fog lamps
- Heated outside rearview mirrors
- 16-, 17- and 18-in. aluminum wheels
- Front seat options: front bucket seats, leather seating surfaces, heated
- Flip-and-fold flat rear seat with underseat storage
- Floor console with shifter (included with bucket seats)
- Power sunroof
- Tire Pressure Monitor
- Universal Home Remote
- Audio options: 6-disc changer, MP3 player, XM Satellite Radio,³ Bose premium system, steering wheel-mounted controls





NEW FOR 2006

- Refined appearance that is sporty and stylish
- Interior delivers unparalleled functionality and driver comfort
- Powerful engines provide captivating performance and excellent fuel economy
- Legendary 5.3L small block V8 returns

ASSEMBLY PLANT:
Oshawa, Ontario, Canada

21U Laser Blue Metallic

22U Superior Blue Metallic

40U White

41U Black

42U Dark Silver Metallic

53U Antique Bronze Metallic

63U Sport Red Metallic

67U Silverstone Metallic

68U Glacier Blue Metallic

EXTERIOR BODY PAINT COLORS

MODEL AVAILABILITY

	Sedan
Impala LS	1WB19
Impala LT 3.5L	1WT19
Impala LT 3.9L	1WC19
Impala LTZ	1WU19
Impala SS	1WD19

SPECIFICATIONS (in. unless otherwise stated)


Wheelbase	110.5
Length	200.4
Width	72.9
Height	58.7
Seating f/r (max.)	3/3
Head room f/r	39.4/37.8
Shoulder room f/r	58.7/58.6
Leg room f/r	42.3/37.6
Max. cargo vol. ⁴ (cu. ft.)	18.6
Fuel capacity (gal.)	17




3.5L 3500 VVT V6 with 211 hp, 214 lb.-ft. of torque and flexible fuel capability (E85)



3.9L 3900 VVT V6 with 240 hp and 242 lb.-ft. of torque



5.3L small block V8 with 303 hp, 323 lb.-ft. of torque and Displacement on Demand — SS model



For more information, go to:
www.gmfleet.com



Malibu SS shown



NEW FOR 2006

- Models rebadged LS, LT and LTZ; added SS
- New front-end appearance
- Head curtain air bags¹ now available
- 3.9L V6 engine on SS model
- Automatic transmission with tap-up and tap-down (SS only)

ASSEMBLY PLANT:
Fairfax, Kansas, USA

SELECTED STANDARD FEATURES

SAFETY AND SECURITY

- Dual-stage front air bags¹
- 3-point safety belts, all positions
- LATCH (Lower Anchors and Top tethers for Children) system
- PASS-Key III theft-deterrent system
- Daytime Running Lamps and automatic lamp control
- Content Theft Security System

MECHANICAL

- Front-wheel drive
- ECOTEC 2.2L DOHC L4 with 144 hp
- 3.5L V6 SFI with 200 hp
- 3.9L V6 SFI with 240 hp — SS only
- 4-speed automatic transmission
- 4-wheel independent suspension
- Electric power steering (hydraulic power steering on SS)
- Stainless steel exhaust system

EXTERIOR

- Variable intermittent, speed-sensitive front windshield wipers
- Full bolt-on wheelcovers
- Power, foldaway rearview mirrors

INTERIOR

- Reclining front bucket seats with power height adjustment for driver
- Manual lumbar control (all except LS)
- Flat-folding front passenger seat
- 60/40 split-folding rear seat
- Floor console with armrest and storage
- Air conditioning (automatic on LTZ)
- Cruise control
- Programmable power door locks

- Full instrumentation, including tachometer
- Driver Information Center
- Remote Keyless Entry
- 2 auxiliary power outlets
- Remote vehicle starter system (LS)
- Tilt/telescoping steering column
- Visors with vanity mirrors, illuminated on all except LS
- Power windows including driver express down
- AM/FM stereo with CD
- Rear-window defogger

SELECTED OPTIONAL FEATURES

- Front seat side-impact thorax air bags¹
- Head-curtain side air bags¹ for all outboard passengers
- All-Speed Traction Control
- 4-wheel disc, antilock brake system
- 16-, 17- or 18-in. aluminum wheels
- Seating options: UltraLux and leather, heated
- Power adjustable pedals
- Universal Home Remote (LTZ)
- OnStar 1 year Safe & Sound Service²
- Audio options: RDS, 6-disc changer, XM Satellite Radio,³ 6-speaker system, steering wheel-mounted controls
- Power sunroof

MODEL AVAILABILITY

	Sedan
Malibu LS	1ZS69
Malibu LT	1ZT69
Malibu LTZ	1ZU69
Malibu SS	1ZW69

SPECIFICATIONS (in. unless otherwise stated)

Wheelbase	106.3
Length	188.3
Width	69.9
Height	57.5
Seating f/r (max.)	2/3
Head room f/r	39.4/37.6
Shoulder room f/r	56.7/56.1
Leg room f/r	41.9/38.5
Max. cargo vol. ⁴ (cu. ft.)	15.4
Fuel capacity (gal.)	16

15U Sandstone Metallic

21U Laser Blue Metallic

25U Dark Blue Metallic

40U White

41U Black

63U Sport Red Metallic

67U Silverstone Metallic

88U Medium Gray Metallic

92U Silver Green Metallic

EXTERIOR BODY PAINT COLORS



For more information, go to:
www.gmfleet.com

CHEVROLET MALIBU MAXX



Malibu Maxx SS shown



NEW FOR 2006

- Models rebadged LS, LT and LTZ; added SS
- New front-end appearance
- Head curtain air bags¹ now available
- 3.9L V6 engine on SS model
- Automatic transmission with tap-up and tap-down (SS only)

ASSEMBLY PLANT:
Fairfax, Kansas, USA

SELECTED STANDARD FEATURES

SAFETY AND SECURITY

- Dual-stage front air bags¹
- 3-point safety belts, all positions
- LATCH (Lower Anchors and Top tethers for Children) system
- PASS-Key III theft-deterrent system
- Daytime Running Lamps and automatic lamp control
- Content Theft Security System

MECHANICAL

- Front-wheel drive
- 3.5L V6 SFI with 200 hp
- 3.9L V6 SFI with 240 hp (SS only)
- 4-speed automatic transmission
- 4-wheel disc, 4-wheel antilock brakes with Traction Control
- 4-wheel independent suspension
- Electric power steering; hydraulic on SS
- Stainless steel exhaust system

EXTERIOR

- Variable intermittent, speed-sensitive front windshield wipers
- Power, foldaway rearview mirrors
- P215/60R16 touring tires
- Silver-painted wheels

INTERIOR

- Reclining front bucket seats with power height adjustment and manual lumbar driver seat
- Flat-folding front passenger seat
- Multi-Flex 60/40 rear seat with fore/aft adjustment, independently reclining, fold-down armrest
- Floor console
- Air conditioning (automatic on LTZ)
- Cruise control
- Programmable power door locks

- Full instrumentation, including tachometer
- Driver Information Center
- Power liftgate release
- Remote Keyless Entry
- 3 auxiliary power outlets
- Remote vehicle starter system — all except LS
- AM/FM stereo with CD
- Tilt/telescoping steering column
- Visors with vanity mirrors, illuminated on all except LS
- Power windows including driver express down
- Fixed Skylight above rear passengers
- Multi-functional, 4-position rear cargo panel
- Rear-window defogger

SELECTED OPTIONAL FEATURES

- Front seat side-impact thorax air bags¹
- Head-curtain side air bags¹
- Rear spoiler and wiper
- 16-, 17- or 18-in. aluminum wheels
- Seating options: UltraLux and leather, heated
- Power adjustable pedals
- Universal Home Remote (LTZ only)
- OnStar 1 year Safe & Sound service²
- Rear seat DVD entertainment center
- Audio options: RDS, 6-disc changer, rear audio controls, XM Satellite Radio,³ 6-speaker system, steering wheel-mounted controls
- Power sunroof

MODEL AVAILABILITY

	Sedan
Malibu Maxx LS (fleet only)	1ZS68
Malibu Maxx LT	1ZT68
Malibu Maxx LTZ	1ZU68
Malibu Maxx SS	1ZW68

SPECIFICATIONS (in. unless otherwise stated)

Wheelbase	112.3
Length	187.8
Width	69.8
Height	58.1
Seating f/r (max.)	2/3
Head room f/r	39.4/39.1
Shoulder room f/r	56.7/55.5
Leg room f/r	41.9/41.0
Max. cargo vol. ⁴ (cu. ft.)	41.0
Fuel capacity (gal.)	16

15U Sandstone Metallic

21U Laser Blue Metallic

25U Dark Blue Metallic

40U White

41U Black

63U Sport Red Metallic

67U Silverstone Metallic

88U Medium Gray Metallic

92U Silver Green Metallic

EXTERIOR BODY PAINT COLORS



For more information, go to:
www.gmfleet.com

CHEVROLET MONTE CARLO



SELECTED STANDARD FEATURES

SAFETY AND SECURITY

- Dual-stage front air bags with passenger sensing system¹
- 3-point safety belts, all positions
- LATCH (Lower Anchors and Top tethers for Children) system
- OnStar 1-year Safe & Sound Service² (fleet delete avail.)
- PASSKEY III theft-deterrent system
- Daytime Running Lamps and automatic lamp control

MECHANICAL

- Front-wheel drive
- 3.5L 3500 VVT V6 with 211 hp and flexible fuel capability (E85)
- 3.9L 3900 VVT V6 with 240 hp
- 5.3L small block V8 with 303 hp and Displacement on Demand — SS model
- Oil life monitoring system
- 4-speed automatic transmission
- Power 4-wheel disc brakes
- 4-wheel independent suspension
- Power rack-and-pinion steering
- Stainless steel exhaust system
- Battery rundown protection and retained accessory power

EXTERIOR

- Intermittent front windshield wipers with flat blades
- Power rearview mirrors
- P225/60R16 all-season tires
- Full bolt-on wheelcovers
- Rear spoiler; racing-inspired on SS

INTERIOR

- Front bucket seats with center storage/armrest
- Ratcheting lumbar control for driver
- Power driver seat
- Split-folding rear seat
- Dual-zone manual air conditioning; single-zone manual on LS
- Air filtration system

- Cruise control
- Programmable power door locks
- Full instrumentation, including tachometer; all except LS include outside temperature, compass
- Driver Information Center
- Remote Keyless Entry
- Remote vehicle starter system, all except LS
- Tilt adjustable steering column
- Visors with vanity mirrors
- Power windows
- AM/FM stereo with CD
- Rear-window defogger

SELECTED OPTIONAL FEATURES

- Seat-mounted side impact air bags for front seat passengers¹
- Antilock brake system with All-Speed Traction Control
- Fog lamps
- Heated outside rearview mirrors
- 16-, 17- and 18-in. aluminum wheels
- Front seat options: leather seating surfaces, heated
- Power sunroof
- Tire Pressure Monitor
- Universal Home Remote
- Audio options: 6-disc changer, MP3 player, XM Satellite Radio,³ uplevel speaker system, steering wheel-mounted controls





NEW FOR 2006

- Sleek, sporty appearance with revised front end styling
- Upscale, premium interior
- Powerful engines provide captivating performance
- Legendary 5.3L small block V8 returns
- New badging: LS, LT, LTZ, SS

ASSEMBLY PLANT:
Oshawa, Ontario, Canada

MODEL AVAILABILITY

	Coupe
Monte Carlo LS	1WJ27
Monte Carlo LT 3.5L	1WM27
Monte Carlo LT 3.9L	1WK27
Monte Carlo LTZ	1WN27
Monte Carlo SS	1WL27

SPECIFICATIONS (in. unless otherwise stated)

Wheelbase	110.5
Length	196.7
Width	72.9
Height	55.8
Seating f/r (max.)	2/3
Head room f/r	38.1/36.5
Shoulder room f/r	58.3/57.0
Leg room f/r	42.4/35.8
Max. cargo vol. ⁴ (cu. ft.)	15.8
Fuel capacity (gal.)	17

21U Laser Blue Metallic

22U Superior Blue Metallic

40U White

41U Black

42U Dark Silver Metallic

53U Antique Bronze Metallic

63U Sport Red Metallic

67U Silverstone Metallic

74U Victory Red

EXTERIOR BODY PAINT COLORS



Monte Carlo SS 5.3L small-block V8 delivers 303 horsepower and 323 lb.-ft. of torque. Displacement on Demand technology uses half the cylinders during appropriate driving conditions.



For detailed notes 1 through 9,
see inside back cover.

For more information, go to:
www.gmfleet.com



SELECTED STANDARD FEATURES

SAFETY AND SECURITY

- Dual-stage front air bags¹
- 3-point safety belts, all positions; height-adjustable in front seat (sedan only)
- LATCH (Lower Anchors and Top tethers for Children) system
- PASSlock theft-deterrent system
- Daytime Running Lamps and automatic lamp control

MECHANICAL

- Front-wheel drive
- 2.4L ECOTEC 4-cylinder engine with 167 hp — base G6
- 3.5L 3500 V6 with 201 hp — G6 6CYL, GT
- 3.9L 3900 V6 with 240 hp — GTP
- 4-speed automatic transmission
- Power 4-wheel disc brakes
- 4-wheel independent suspension
- Electric power rack-and-pinion steering; hydraulic on GTP
- Maintenance-free battery with rundown protection and retained accessory power
- Stainless steel exhaust system

EXTERIOR

- Fog lamps, all except base G6
- Intermittent front windshield wipers with anti-lift blades
- Power rearview mirrors
- Touring tires
- Full bolt-on wheelcovers (Sedan); cast aluminum wheels (Coupe)
- Dual chrome exhaust tips on GTP

INTERIOR


- Front 45/45 reclining bucket seats
- 60/40 split-folding rear seat
- 4-way power driver seat adjuster with ratcheting lumbar



- Front console with armrest and storage
- Air conditioning; automatic on GTP
- Cruise control, all except base G6
- Programmable power door locks
- Full instrumentation, including tachometer
- Remote Keyless Entry, all except base G6
- Tilt/telescoping adjustable steering column
- Visors with vanity mirrors
- Power windows
- AM/FM stereo with CD
- Rear-window defogger

SELECTED OPTIONAL FEATURES

- Side impact and head curtain air bags¹
- StabiliTrak electronic stability control (GTP)
- Traction Control System (std. GT & GTP)
- Antilock brake system (std. GT & GTP)
- 6-speed manual transmission (GTP)
- 16-, 17- and 18-in. aluminum wheels
- Leather, heated seating surfaces
- 6-way power driver seat
- OnStar 1-year Safe & Sound service²
- Power adjustable pedals
- Premium Value Packages
- Remote vehicle starter system
- Audio: 6-disc changer, XM Satellite Radio,³ Monsoon premium system (std. GT & GTP), steering wheel-mounted controls
- Power, retractable, 4-panel panoramic roof (Sedan)
- Power sunroof



NEW FOR 2006

- Coupe model
- 2.4L ECOTEC 4-cylinder engine
- 3.9L 3900 V6 engine
- 6-speed manual transmission available
- StabiliTrak electronic stability control, available

ASSEMBLY PLANT:
Orion, Michigan, USA

15U Sedona Beige Metallic

27U Crimson Red

38U Emerald Green Metallic

40U Ivory White

41U Black

46U Stealth Gray Metallic

56U Fusion Orange Metallic

59U Granite Metallic

67U Liquid Silver Metallic

91U Electric Blue Metallic

EXTERIOR BODY PAINT COLORS

MODEL AVAILABILITY

	Coupe	Sedan
Pontiac G6	—	2ZF69
Pontiac G6 6CYL	—	2ZG69
Pontiac G6 GT	2ZH37	2ZH69
Pontiac G6 GTP	2ZM37	2ZM69


SPECIFICATIONS (in. unless otherwise stated)

Wheelbase	112.3	112.3
Length	189.0	189.0
Width	70.4	70.6
Height	56.4	57.1
Seating f/r (max.)	2/2	2/3
Head room f/r	38.9/36.3	39.0/36.5
Shoulder room f/r	54.2/51.1	55.4/55.4
Leg room f/r	42.2/35.8	42.2/37.6
Max. cargo vol. ⁴ (cu. ft.)	12.0	14.0
Fuel capacity (gal.)	16	16



Pontiac G6 GTP 3.9L 3900 V6 delivers 240 horsepower and 241 lb.-ft. of torque.

For detailed notes 1 through 9, see inside back cover.



For more information, go to:
www.gmfleet.com

PONTIAC GRAND PRIX



NEW FOR 2006

- GXP featuring 5300 V8 replaces GTP model
- Packages include: Premium, Sun and Sound, Security, Sport and Preferred

ASSEMBLY PLANT: Oshawa, Ontario, Canada

SELECTED STANDARD FEATURES

SAFETY AND SECURITY

- Dual-stage front air bags¹
- 3-point safety belts, all positions
- LATCH (Lower Anchors and Top tethers for Children) system
- OnStar 1-year Safe & Sound service² (fleet delete avail.)
- PASS-Key III and content theft-deterrent system
- Daytime Running Lamps and automatic lamp control

MECHANICAL

- Front-wheel drive
- 3.8L 3800 Series III V6 with 200 hp — Base
- 3.8L 3800 Series III Supercharged V6 with 260 hp — GT
- 5.3L 5300 V8 with 303 hp — GXP
- 4-speed automatic transmission
- Power 4-wheel disc brakes with Electronic Brakeforce Distribution
- 4-wheel independent suspension
- Speed-sensitive rack-and-pinion steering; Magnasteer on GT; Magnasteer II on GXP
- Stainless steel exhaust system

EXTERIOR

- Intermittent front windshield wipers
- Wide-opening rear doors
- Rear spoiler
- P225/60R16 touring tires
- Aluminum wheels

INTERIOR

- Front bucket seats with 6-way power driver seat
- 60/40 split-folding rear seat
- Floor console with armrest, storage and power points
- Air conditioning
- Air filtration system
- Cruise control
- Programmable power door locks
- Full instrumentation, including tachometer
- Driver Information Center; add trip computer on GT and GXP
- Head-Up Display (HUD) (std. on GXP)
- Remote Keyless Entry
- Tilt adjustable steering column
- Visors with vanity mirrors, illuminated on GT, GXP
- Power windows
- AM/FM stereo with CD
- Rear-window defogger

SELECTED OPTIONAL FEATURES

- Head-curtain side air bags¹
- Antilock brake system
- Traction Control
- Tire Inflation Monitor
- Fog lamps
- Seat options: power driver lumbar, flat-folding front passenger seat, heated seats
- StabiliTrak
- Remote vehicle starter
- TAPshift transmission controls
- Power sunroof
- Audio options: 6-disc CD, MP3, XM Satellite Radio,³ Monsoon system, navigation system, steering wheel-mounted controls

MODEL AVAILABILITY

	Sedan
Grand Prix	2WP69
Grand Prix GT	2WR69
Grand Prix GXP	2WC69

SPECIFICATIONS (in. unless otherwise stated)

Wheelbase	110.5
Length	198.3
Width	71.6
Height	55.9
Seating f/r (max.)	2/3
Head room f/r	38.8/36.2
Shoulder room f/r	58.0/54.8
Leg room f/r	42.2/36.2
Max. cargo vol. ⁴ (cu. ft.)	57.0 (w/rear and front seat down)
Fuel capacity (gal.)	17

26U Blue-Green Crystal

40U Ivory White

41U Black

46U Stealth Gray Metallic

53U Bronzestone Metallic

63U Sport Red Metallic

67U Liquid Silver Metallic

77U Dark Cherry Metallic (GXP only)

EXTERIOR BODY PAINT COLORS



For more information, go to:
www.gmfleet.com

NOTES:

Two columns of horizontal lines for taking notes.

BUICK LUCERNE



SELECTED STANDARD FEATURES

SAFETY AND SECURITY

- Dual-stage front air bags with dual-depth front passenger system, side-impact thorax air bags and roof-rail curtain air bags¹
- 3-point safety belts, all positions
- Rear child security door locks
- OnStar 1-year Safe & Sound service with advanced automatic crash notification (AACN)²
- PASS-Key III theft-deterrent system
- Tire Pressure Monitor
- Daytime Running Lamps and automatic headlamp control

MECHANICAL

- Front-wheel drive
- 3800 Series III V6 with 195 hp (CX, CXL)
- 4.6L DOHC V8 with 275 hp (std. CXS; opt. CXL)
- Electronic throttle control
- 4-speed automatic transmission
- Power 4-wheel disc, 4-wheel antilock brakes with Dynamic Rear Proportioning and Traction Control
- 4-wheel independent suspension with automatic level control
- Power rack-and-pinion steering

- Maintenance-free battery with rundown protection and retained accessory power

EXTERIOR

- Front fender portholes
- Fog lamps (CXS)
- Cornering lamps (CXL, CXS)
- Intermittent front windshield wipers with anti-lift blades
- Laminated front and rear side door glass
- Power foldaway rearview mirrors
- Aluminum wheels: 16" (CX), 17" (CXL), 18" (CXS)

INTERIOR

- QuietTuning
- Front bucket seats with center storage/armrest
- Rear seat with pass-through
- Manual air conditioning (CX); dual-zone automatic (CXL, CXS)
- Air filtration system
- Cruise control

- Programmable power door locks
- Full instrumentation, including tachometer
- Driver Information Center
- Remote Keyless Entry
- Tilt adjustable steering column
- Power windows
- AM/FM stereo with CD, 6 speakers and auxiliary input
- Rear-window defogger



SELECTED OPTIONAL FEATURES

- Comfort & Convenience Package: illuminated vanity mirrors, Universal Home Remote, Rainsense wipers, electrochromic inside mirror, heated electrochromic outside mirrors (CX; std. CXL, CXS)
- Driver's Confidence Package: Rear Parking Assist, remote start, theft deterrent system
- Entertainment Package: harman/kardon premium audio system, XM Satellite Radio³ (CX, CXL; std. CXS)
- Other audio options: MP3 capability, 6-disc changer
- Luxury Package: 8-way power front seats with 4-way lumbar support, heated front outboard seats, memory (CXL; std. CXS)
- Other seat options: 6-passenger 40/20/40 split-bench seat with column shift and fold-down inboard armrest, leather seating surfaces, heated and cooled front seats
- 17" and 18" chrome wheels
- 4-channel StabiliTrak with Brake Assist (CXL; std. CXS)
- Magnetic Ride Control and Magnasteer variable-assist power steering (std. CXS)
- Heated washer fluid system
- Power sunroof
- DVD on-screen navigation system



NEW FOR 2006

- Strong, sleek exterior styling
- Finely crafted, quiet interior
- QuietTuning for a quiet cabin
- Luxury car technology
- Available V8 power
- Groundbreaking safety technology — dual-depth air bags¹

ASSEMBLY PLANT: Hamtramck, Michigan, USA

MODEL AVAILABILITY

	Sedan
Lucerne CX	4HP69
Lucerne CXL (V6)	4HD69
Lucerne CXL (V8)	4HR69
Lucerne CXS	4HE69

SPECIFICATIONS (in. unless otherwise stated)

Wheelbase	115.6
Length	203.2
Width	73.8
Height	58.0
Seating f/r (max.)	3/3
Head room f/r	39.5/37.6
Shoulder room f/r	58.0/57.0
Leg room f/r	42.5/41.0
Max. cargo vol. ⁴ (cu. ft.)	17.0
Fuel capacity (gal.)	18.5

15U Cashmere Metallic

23U Sagemist Metallic

25U Ming Blue Metallic

40U White Opal

41U Black Onyx

49U Dark Garnet Metallic

53U Sandstone Metallic

67U Platinum Metallic

68U Glacier Blue Metallic

86U Crimson Pearl Tintcoat*

93U White Gold Flash Tricoat*

99U Sharkskin*

EXTERIOR BODY PAINT COLORS

* Additional charge — premium paint



For detailed notes 1 through 9, see inside back cover.

For more information, go to:
www.gmfleet.com

CADILLAC DTS



SELECTED STANDARD FEATURES

SAFETY AND SECURITY

- Dual-stage front air bags with dual-depth front passenger system, side impact thorax air bags and roof rail curtain air bags¹
- 3-point safety belts
- Rear child security door locks
- OnStar 1-year Directions & Connections Service²
- PASS-Key III theft-deterrent system
- Tire Pressure monitor
- Daytime Running Lamps and Twilight Sentinel

MECHANICAL

- Front-wheel drive
- 4.6L DOHC V8 Northstar with 275 hp
- 4.6L DOHC V8 Northstar with 291 hp (std. 1SE)
- 4-speed automatic transmission
- Power 4-wheel disc, 4-wheel antilock brakes
- 4-wheel independent suspension with automatic level control
- All-speed traction control
- Magnasteer variable-assist, power rack-and-pinion steering

- Maintenance-free battery with rundown protection and retained accessory power

EXTERIOR

- Intermittent front windshield wipers with anti-lift blades
- RainSense windshield wipers (std. 1SD, 1SE)
- Xenon high-intensity discharge headlamps
- Front and rear ultrasonic parking assist (std. 1SC, 1SD, 1SE)
- Fog and cornering lamps
- Laminated side door glass
- Power heated rearview mirrors with turn signals
- P225/55R17 S-rated tires
- Aluminum wheels

INTERIOR

- Front bucket seats with center storage/armrest, leather seating surfaces, heated and 8-way power

- Power lumbar control for driver and front passenger
- Rear seat with pass-through
- Tri-zone automatic climate control, air filtration system
- Cruise control
- Programmable power door locks
- Driver Information Center
- Remote Keyless Entry
- Remote Start
- Electrochromic inside rearview mirror with compass
- Tilt and telescope steering column
- LED rear seat reading lights
- Illuminated visor vanity mirrors
- Power windows
- AM/FM stereo with CD/MP3, RDS, 8 speakers
- Rear-window defogger



1SD, 1SE shown

SELECTED OPTIONAL FEATURES

- StabiliTrak with Brake Assist (std. 1SC, 1SD, 1SE)
- Magnetic Ride Control (std. 1SE)
- Performance Algorithm Shifting (std. 1SE)
- IntelliBeam automatic low/high beam headlamps (std. 1SD, 1SE)
- Heated windshield washers (std. 1SC, 1SD, 1SE)
- 40/20/40 split-bench seats with column shift and fold-down inboard armrest
- Heated rear outboard seats, heated and cooled front seats (opt. 1SB; std. 1SC, 1SD, 1SE)
- Massaging seats (std. 1SD, 1SE)
- Memory Package includes seats, locks, mirrors, climate control, radio (opt. 1SB; std. 1SC, 1SD, 1SE)
- Heated steering wheel (std. 1SC, 1SD, 1SE)
- Adaptive cruise control
- Power sunroof
- Rear window power sunshade
- Universal Home Remote (opt. 1SB; std. 1SC, 1SD, 1SE)
- Audio options: 6-disc changer, XM Satellite Radio,³ Advanced Navigation System, Bose premium speaker system



See detailed note about air bags.¹

NEW FOR 2006

- Outwardly bold with a new aerodynamic exterior
- Newly designed, luxurious interior with available natural walnut wood and premium leather packages
- 275-hp Northstar 4.6L V8 or available 291-hp Northstar 4.6L V8 NHP engines with available Magnetic Ride Control and StabiliTrak with Brake Assist to meet all driving demands
- Commanding technologies such as Adaptive Remote Start and available Ultrasonic Front and Rear Park Assist, Adaptive Cruise Control, touch screen DVD navigation, IntelliBeam and heated windshield washer system

ASSEMBLY PLANT: Hamtramck, Michigan, USA

MODEL AVAILABILITY

	Sedan
DTS	6KD69

SPECIFICATIONS (in. unless otherwise stated)

Wheelbase	115.6
Length	207.6
Width	74.8
Height	57.6
Seating f/r (max.)	3/3
Head room f/r	38.3/38.4
Shoulder room f/r	60.0/59.2
Leg room f/r	42.5/42.0
Max. cargo vol. ⁴ (cu. ft.)	18.8
Fuel capacity (gal.)	18

15U Light Cashmere

23U Green Silk

25U Blue Chip

41U Black Raven

53U Radiant Bronze

67U Light Platinum

68U Blue Ice

77U Glacier White*

86U Crimson Pearl*

93U White Lightning*

99U Titanium*

EXTERIOR BODY PAINT COLORS

* Additional charge — premium paint



1SD, 1SE shown



For detailed notes 1 through 9, see inside back cover.

For more information, go to: www.gmfleet.com



NEW FOR 2006

- 3.6L V6 Performance Package
- XM Satellite Radio³ standard
- 6.0L High Performance V8 engine on CTS-V

ASSEMBLY PLANT:
Lansing, Michigan, USA

SELECTED STANDARD FEATURES

SAFETY AND SECURITY

- Dual-stage frontal air bags with side-impact air bags¹
- Head curtain air bags for all outboard occupants
- 3-point safety belts, all positions
- LATCH (Lower Anchors and Top tethers for Children) system
- Child security rear door locks
- OnStar 1-year Safe & Sound Service²
- PASS-Key III theft-deterrent system
- Daytime Running Lamps and Twilight Sentinel

MECHANICAL

- Rear-wheel drive
- 2.8L DOHC V6 with 210 hp
- 3.6L VVT V6 with 255 hp
- 6.0L High Performance V8 — CTS-V
- 6-speed manual transmission
- Power 4-wheel disc, 4-wheel antilock brakes
- 4-wheel independent suspension
- Traction Control
- Power rack-and-pinion steering
- Maintenance-free battery
- Stainless steel exhaust system

EXTERIOR

- Intermittent front windshield wipers
- Fog lamps
- Power, heated, folding rearview mirrors
- P225/55R16, H-rated all-season tires
- Aluminum wheels

INTERIOR

- Front bucket seats with 8-way power driver seat
- Rear seat with pass-through
- Floor console with armrest, storage
- Dual-zone automatic climate control
- Cruise control
- Programmable power door locks
- Full instrumentation, including tachometer
- Remote Keyless Entry
- Electrochromic rearview mirror
- Steering wheel-mounted controls for audio, climate control and more
- Tilt adjustable steering column
- Visors with illuminated vanity mirrors
- Power windows include all Express Down and all Express Up
- AM/FM stereo with CD and XM Satellite Radio³
- Rear-window defogger

SELECTED OPTIONAL FEATURES

- Packages: Luxury, Wheel, Performance, Sport Performance
- Theft-deterrent alarm system
- StabiliTrak
- Limited slip differential
- 5-speed automatic transmission includes Driver Shift Control
- Xenon headlamps with washers
- 16- 17- or 18-in. aluminum wheels
- Seat options: 10-way driver power, rear split-folding, heated
- Universal Home Remote
- Wood trim
- Power sunroof
- Audio options: 6-disc CD, Bose system, navigation system

MODEL AVAILABILITY

	Sedan
Cadillac CTS 2.8L	6DM69
Cadillac CTS 3.6L	6DP69
Cadillac CTS-V	6DN69

SPECIFICATIONS (in. unless otherwise stated)

Wheelbase	113.4
Length	190.1 (V – 191.5)
Width	70.6
Height	56.7 (V – 57.3)
Seating f/r (max.)	2/3
Head room f/r	38.9/36.9
Shoulder room f/r	56.6/56.2
Leg room f/r	42.4/36.2
Max. cargo vol. ⁴ (cu. ft.)	12.5
Fuel capacity (gal.)	17

25U Blue Chip

41U Black Raven

42U Silver Smoke

46U Stealth Gray

53U Radiant Bronze

61U Sand Storm

71U Blackberry

80U Infrared

98U White Diamond

EXTERIOR BODY PAINT COLORS



For more information, go to:
www.gmfleet.com



NEW FOR 2006

- All-Wheel Drive available on V6 model
- Passenger side inflatable restraint suppression¹

ASSEMBLY PLANT:
Lansing, Michigan, USA

SELECTED STANDARD FEATURES

SAFETY AND SECURITY

- Dual-stage frontal and side thorax air bags for front seat passengers with passenger side inflatable restraint suppression¹
- Head curtain air bags¹ for all outboard occupants
- 3-point safety belts, all positions
- LATCH (Lower Anchors and Top tethers for Children) system
- Child security rear door locks
- OnStar 1-year Directions & Connections Service²
- StabiliTrak
- PASS-Key III theft-deterrent system
- Daytime Running Lamps and Twilight Sentinel

MECHANICAL

- Rear- or all-wheel drive
- 3.6L VVT V6 with 255 hp
- 4.6L Northstar VVT V8 with 320 hp
- 5-speed automatic transmission with Driver Shift Control
- Power 4-wheel disc, 4-wheel antilock brakes with Brake Assist
- 4-wheel independent suspension
- All-Speed Traction Control
- Power, speed-sensitive rack-and-pinion steering

EXTERIOR

- Adaptive Remote Start and Keyless Access
- Fog lamps
- Intermittent front windshield wipers
- Power, heated, folding rearview mirrors
- P235/50R17 front and P255/45R17 rear, V-rated all-season tires
- 17-in. aluminum wheels
- Ultrasonic rear parking assist

INTERIOR

- Front bucket seats with 8-way power seats
- Leather seating surfaces
- Floor console with armrest, storage
- Keyless ignition
- Dual-zone automatic climate control
- Programmable power door locks
- Full instrumentation, including tachometer
- Driver Information Center
- Electrochromic rearview mirror with compass
- Steering wheel-mounted controls for audio, climate control and more
- Power tilt/telescope steering column
- Telescoping visors with illuminated vanity mirrors
- Power windows
- AM/FM stereo with CD and Bose system
- Rear-window defogger

SELECTED OPTIONAL FEATURES

- 15-speaker Bose 5.1 Studio Surround Sound System with Advanced Navigation and Bluetooth phone interface
- Adaptive cruise control with Head-Up Display
- IntelliBeam automatic low/high beam control headlamps
- Magnetic Ride Control
- Seat options: heated front and rear, heated and ventilated front, Tuscany all-leather seats
- Limited slip differential
- Xenon headlamps with washers
- 17- or 18-in. aluminum wheels
- Rainsense wipers
- Wood Trim Package
- Tire Pressure Monitor
- Power sunroof
- Universal Home Remote

MODEL AVAILABILITY

	Sedan
Cadillac STS V6 RWD/AWD	6DW29
Cadillac STS V8 RWD/AWD	6DC29

SPECIFICATIONS (in. unless otherwise stated)

Wheelbase	116.4
Length	196.3
Width	72.6
Height	57.6
Seating f/r (max.)	2/3
Head room f/r	38.7/37.9
Shoulder room f/r	58.6/57.4
Leg room f/r	42.6/38.3
Max. cargo vol. ⁴ (cu. ft.)	13.8
Fuel capacity (gal.)	17

25U Blue Chip

41U Black Raven

42U Silver Smoke

46U Stealth Gray

53U Radiant Bronze

61U Sand Storm

67U Light Platinum

71U Blackberry

80U Infrared

98U White Diamond

EXTERIOR BODY PAINT COLORS



For more information, go to:
www.gmfleet.com



2005 Model Year photos shown



NEW FOR 2006

- SportCombi model added
- Base and Aero forms
- V6 Turbo engine on Aero
- 6-speed automatic transmission available on Aero

ASSEMBLY PLANTS:
Trollhattan, Sweden; Graz, Austria

SELECTED STANDARD FEATURES

SAFETY AND SECURITY

- Driver and passenger front and side-impact air bags¹
- Roof rail air bags¹ for outboard occupants (Sedan and SportCombi)
- 3-point safety belts, all positions
- DynaCage with active rollover protection (Convertible)
- Saab Active Head Restraints, front seats
- LATCH system
- Tire Pressure Monitor
- Electronic Stability Program
- Saab anti-theft alarm with immobilizer
- Daytime Running Lamps

MECHANICAL

- Front-wheel drive
- 2.0L Turbo L4 with 210 hp
- 2.8L Turbo V6 with 250 hp (Aero)
- 5-speed manual transmission
- 6-speed manual transmission (Aero)
- Power 4-wheel disc antilock brakes with Electronic Brakeforce Distribution, Emergency Brake Assist
- 4-wheel independent suspension
- Power-assisted rack-and-pinion steering and ReAxs rear wheel steering
- Traction Control System
- No-charge scheduled maintenance for 3 years/36,000 miles

EXTERIOR

- Intermittent front windshield wipers with high pressure washers
- Power, heated mirrors
- Electrically operated top (Convertible)
- 16-in. alloy wheels
- 17-in. alloy wheels (Aero)
- Rear fog light

INTERIOR

- Front bucket seats; leather-appointed
- 60/40 split-bench rear seat (Sedan and SportCombi)
- Center console with Smart Slot storage
- Full instrumentation, with Night Panel function
- Saab Info Display
- Dual-zone automatic climate control with cabin air filter
- Cruise control
- Power door locks and windows
- Remote Keyless Entry
- Tilt and telescoping steering column
- AM/FM stereo with CD, steering wheel controls; Saab Infotainment
- CargoSET, self-expanding trunk (Convertible)

SELECTED OPTIONAL FEATURES

- Premium Package
- Touring Package (Aero)
- 5-speed Sentronic automatic transmission
- 6-speed Sentronic automatic transmission with steering wheel controls (Aero)
- Rain sensing windshield wipers (Aero)
- Xenon headlamps
- Saab Rear Park Assist (Aero)
- Seat options: Heated front seats, memory driver's seat
- Power moonroof (Sedan and SportCombi)
- Navigation system
- Roof rails (SportCombi)
- Cold Weather Package: heated front seats and headlamp washers

MODEL AVAILABILITY

	Sedan	Convertible	SportCombi
9-3	344	342	345
9-3 Aero	374	372	375

SPECIFICATIONS (in. unless otherwise stated)

	Sedan	Convertible	SportCombi
Wheelbase	105.3	105.3	105.3
Length	182.5	182.4	183.2
Width	69.0	69.3	69.4
Height	56.8	56.4	60.6
Seating f/r (max.)	2/3	2/2	2/3
Head room f/r	38.9/37.0	38.1/37.0	38.9/37.0
Shoulder room f/r	56.3/55.1	55.9/44.7	56.3/55.1
Leg room f/r	42.3/35.1	41.4/32.3	42.3/35.1
Max. cargo vol. ⁴ (cu. ft.)	15.0	12.4	60.0
Fuel capacity (gal.)	16.4	16.4	16.4

Black

Silver Metallic

Polar White
(Sedan and SportCombi)

Jet Black Metallic

Nocturne Blue Metallic

Fusion Blue Metallic

Laser Red Metallic

Steel Gray Metallic

Lime Yellow Metallic (Convertible)

Parchment Silver Metallic

Chili Red Metallic

Smoke Beige Metallic
(Sedan and SportCombi)

EXTERIOR BODY PAINT COLORS



For more information, go to:
www.gmfleet.com



2005 Model Year photos shown. In September, go to www.saabfleet.com for updated photos and vehicle availability.

NEW FOR 2006

- Restyled front and rear appearance
- One model in Sedan or SportCombi configuration
- One engine: 2.3L DOHC H.O. Turbo with 260 hp

ASSEMBLY PLANT:
Trollhattan, Sweden

SELECTED STANDARD FEATURES

SAFETY AND SECURITY

- Dual front air bags¹
- Head/torso side air bags¹
- Saab Active Head Restraints, front seats
- 3-point safety belts, all positions
- LATCH system
- Electronic Stability Program
- Anti-theft alarm with immobilizer
- Daytime Running Lamps

MECHANICAL

- Front-wheel drive
- No-charge scheduled maintenance for 3 years/36,000 miles
- 2.3 DOHC High Output Turbo 4-cylinder engine with 260 hp
- 5-speed manual transmission
- Power 4-wheel disc brakes with Antilock Braking System and Electronic Brakeforce Distribution
- 4-wheel independent suspension
- Traction Control System
- Power rack-and-pinion steering

EXTERIOR

- Headlamp washer system
- Integrated front fog lamps and rear fog lamp
- Intermittent front windshield wipers
- Power, heated mirrors
- 17-in., twin 5-spoke alloy wheels
- Rear-window wiper/washer (SportCombi)

INTERIOR

- Leather-appointed, front bucket seats
- Power, heated driver and front passenger seats
- Split-folding, heated rear seat

- Rear center armrest with pass-through (Sedan)
- Memory settings for driver seat and mirrors
- Console with adjustable armrest
- Dual-zone Automatic Climate Control
- Cabin air filter
- Air conditioned glove box
- Cruise control
- Power door locks
- Saab Information Display with trip computer
- Full instrumentation with Night Panel function
- Remote Keyless Entry
- Power moonroof
- Tilt and telescoping steering column
- Power windows
- CargoTracks™ load anchoring rails and removable rigid parcel shelf (SportCombi)
- AM/FM stereo with 6-disc in-dash CD changer, Harmon Kardon sound system, XM Satellite Radio,³ steering wheel controls

SELECTED OPTIONAL FEATURES

- 5-speed automatic transmission with manual shift
- Visibility Package includes Xenon headlights, rain sensing windshield wipers, Saab Rear Park Assist
- Sport Package including sport-tuned chassis
- Integrated Navigation System
- Ventilated front seats with perforated leather trim
- OnStar 1 year Safe & Sound service²

MODEL AVAILABILITY

	Sedan	SportCombi
Saab 9-5	554	555

SPECIFICATIONS (in. unless otherwise stated)

Wheelbase	106.4	106.4
Length	190.0	190.1
Width	70.4	70.5
Height	57.0	57.0
Seating f/r (max.)	2/3	2/3
Head room f/r	37.1/37.0	37.1/37.0
Shoulder room f/r	56.9/56.5	56.9/56.5
Leg room f/r	42.4/36.6	42.4/36.6
Max. cargo vol. ⁴ (cu. ft.)	15.9	73.0
Fuel capacity (gal.)	18.5	18.5

Black

Silver Metallic

Polar White
(Sedan and SportCombi)

Jet Black Metallic

Nocturne Blue Metallic

Fusion Blue Metallic

Laser Red Metallic

Steel Gray Metallic

Parchment Silver Metallic

Smoke Beige Metallic

Chili Red Metallic

EXTERIOR BODY PAINT COLORS



For more information, go to:
www.gmfleet.com



NEW FOR 2006

- Dynamic Passenger Sensing System¹
- 2 new exterior colors: Gold Mist and Infrared
- Adaptive Forward Lighting System
- XM Satellite Radio³ now standard
- Unique hidden diversity XM antenna

ASSEMBLY PLANT:
Bowling Green, Kentucky, USA

SELECTED STANDARD FEATURES

SAFETY AND SECURITY

- Dual-stage frontal and side thorax air bags¹
- Dynamic Passenger Sensing System¹
- 3-point safety belts, with pretensioners
- OnStar² 1-year Directions & Connections Service
- StabiliTrak
- Audible theft-deterrent system
- Tire pressure monitor
- Daytime Running Lamps and Twilight Sentinel

- P235/50R18, W-rated extended mobility tires
- Polished aluminum wheels
- Power push button open and close decklid
- Ultrasonic rear parking assist

INTERIOR

- Front bucket seats with 8-way power adjuster, leather seating surfaces, adjustable upper and lower lumbar support, cooled and heated seat cushions and seatbacks, integrated audio system
- Floor console with armrest, storage
- Keyless ignition
- Dual-zone automatic climate control
- Air filtration system
- Programmable power door locks
- Eucalyptus wood accents (available at no extra cost)
- Head-Up Display

- Driver Information Center
- Memory Personalization
- Universal Home Remote
- Electrochromic rearview mirror
- Adaptive cruise control
- Steering wheel-mounted controls for audio, cruise control
- Power tilt/telescope steering column
- Power windows
- AM/FM stereo with 6-disc CD, Bose system, DVD navigation
- Rear-window defogger
- XM Satellite Radio³

MECHANICAL

- Rear-wheel drive
- 4.6L DOHC Northstar VVT V8 with 320 hp
- 5-speed automatic transmission with Driver Shift Control
- Power 4-wheel disc, 4-wheel antilock brakes
- 4-wheel independent suspension with Magnetic Ride Control
- All-Speed Traction Control
- Power, Magnasteer speed-sensitive rack-and-pinion steering
- Battery rundown protection

EXTERIOR

- Keyless Access
- Steerable Adaptive Forward Lighting system; bi-functional Xenon high-intensity headlamps with washers
- Fog lamps
- Intermittent front windshield wipers with Rainsense
- Power, heated, memory, folding rearview mirrors

MODEL AVAILABILITY

	Convertible
Cadillac XLR	6YV67

SPECIFICATIONS (in. unless otherwise stated)

Wheelbase	105.7
Length	177.7
Width	72.3
Height	50.4
Seating (max.)	2
Head room	37.6
Shoulder room	54.3
Leg room	42.6
Max. cargo vol. ⁴ (cu. ft.)	11.6
Fuel capacity (gal.)	18

19U Xenon Blue

34U Blue Steel

41U Black Raven

51U Gold Mist Metallic

67U Light Platinum

80U Infrared

EXTERIOR BODY PAINT COLORS



For more information, go to:
www.gmfleet.com

CHEVROLET CORVETTE



NEW FOR 2006

- Z06 Model
- Passenger Sensing System
- XM Satellite Radio³ included with Bose audio
- New wheel options

ASSEMBLY PLANT:
Bowling Green, Kentucky, USA

SELECTED STANDARD FEATURES

SAFETY AND SECURITY

- Dual-stage frontal air bags¹ with Passenger Sensing System
- 3-point safety belts, with pretensioners
- Audible theft-deterrent system
- Tire pressure monitor
- Daytime Running Lamps and automatic lamp control

MECHANICAL

- Rear-wheel drive
- 6.0L LS2 V8 with 400 hp
- Z06: 7.0L LS7 V8 with 505 hp
- 6-speed manual transmission
- Power 4-wheel disc, 4-wheel antilock brakes
- 4-wheel independent suspension
- Active Handling
- All-Speed Traction Control
- Power speed-sensitive rack-and-pinion steering
- Z06: all-aluminum frame with magnesium front cradle, dry sump, rear-mounted battery, high-performance brakes

EXTERIOR

- Keyless Access
- Xenon high-intensity headlamps
- Z06: unique front fascia, carbon fiber fenders, rear spoiler, wider body
- Fog lamps
- Removable body-color roof panel (Coupe)
- Manual folding top (Convertible)
- Power, heated rearview mirrors
- P245/40R18 front, P285/35R19 rear, Z-rated extended mobility tires

- Z06: P275/35ZR18 front, P325/30ZR19 rear, Z-rated extended mobility tires
- Aluminum wheels

INTERIOR

- Front bucket seats with 6-way power driver seat, leather seating surfaces
- Z06: unique aggressive seats with more support
- Console with storage
- Keyless Access with push-button start
- Dual-zone automatic climate control
- Air filtration system
- Programmable power door locks
- Driver Information Center
- Cruise control
- Tilt steering column
- Power windows
- AM/FM stereo with CD, MP3 player and 7 speakers

SELECTED OPTIONAL FEATURES

- Side impact air bags¹
- OnStar² 1-year Safe & Sound Service (NA Z06)
- 4-speed automatic transmission
- Z51 Performance Package (Coupe and Convertible)
- Magnetic Selective Ride Control
- Removable transparent roof panel (Coupe)
- Power top (Convertible)
- Seat options: heated seats, Sport bucket seats
- Head-Up Display (std. Z06)
- Universal Home Remote
- Power telescopic steering column
- Memory Package
- Audio options: XM Satellite Radio,³ 6-CD changer, Bose premium system, Navigation radio

10U Arctic White (NA Z06)

19U LeMans Blue Metallic*

41U Black

45U Velocity Yellow*

67U Machine Silver Metallic

71U Daytona Sunset Orange Metallic

74U Victory Red

80U Monterey Red Metallic (NA Z06)*

EXTERIOR BODY PAINT COLORS

* Premium paint — extra charge may apply


MODEL AVAILABILITY

	Sports Car
Coupe	1YY07
Convertible	1YY67
Z06	1YY87

SPECIFICATIONS (in. unless otherwise stated)

Wheelbase	105.7
Length	174.6; 175.6 (Z06)
Width	72.6; 75.9 (Z06)
Height	49.0 (Coupe); 49.2 (Conv.)
Seating (max.)	2
Head room	37.9
Shoulder room	55.3
Leg room	43.1
Max. cargo vol. ⁴ (cu. ft.)	22.4 (Coupe, Z06); 10.4 (Conv.)
Fuel capacity (gal.)	18

For detailed notes 1 through 9, see inside back cover.



For more information, go to:
www.gmfleet.com

CHEVROLET SSR



NEW FOR 2006

- Available Chrome Package
- New Regular Production Accessories: cargo organizer, saddle storage, under-hood blanket

ASSEMBLY PLANT:
Lansing, Michigan, USA

SELECTED STANDARD FEATURES

SAFETY AND SECURITY

- Dual-stage frontal and side impact air bags¹
- 3-point safety belts with pretensioners
- PASSlock theft-deterrent system
- Daytime Running Lamps and automatic lamp control

MECHANICAL

- Rear-wheel drive
- 6.0L LS2 V8 with 390 hp
- 4-speed automatic transmission
- Power 4-wheel disc, 4-wheel antilock brakes
- Limited slip differential
- 6050-lb. GVWR
- Heavy-duty trailering equipment includes trailering hitch cross-member and 7-wire harness
- Independent front/five-link rear suspension
- Electronic, switch-operated traction assist
- Power-assist, quick-ratio rack-and-pinion steering

EXTERIOR

- Fog lamps
- Power, retractable hardtop
- Power, heated rearview mirrors
- P255/45R19 front and P295/40R20 rear touring tires with tire sealant and inflator kit
- Painted aluminum wheels
- Two-piece cargo area hard liner
- Cargo cover
- Cargo box with tailgate

INTERIOR

- Front bucket seats with 6-way driver and 2-way passenger power seats, leather seating surfaces, power lumbar support, manual recline
- Color-keyed, waterfall floor console
- Leather-wrapped steering wheel with controls
- Remote Keyless Entry
- Air conditioning
- Programmable power door locks
- Driver Information Center
- Cruise control
- Power windows
- AM/FM stereo with CD and MP3 player
- Rear-window defogger

SELECTED OPTIONAL FEATURES

- 6-speed manual transmission
- Towing Package includes extension for ball
- Chrome Package
- Integrated running boards
- Cargo Compartment Trim
- Seat options: memory, heated
- Auxiliary Gauge Package
- Audio options: 6-CD changer, Bose premium speaker system

MODEL AVAILABILITY

	Pickup/Roadster
Chevrolet SSR	CS15703

SPECIFICATIONS (in. unless otherwise stated)

Wheelbase	116.0
Length	191.4
Width	78.6
Height	64.2
Seating (max.)	2
Head room	40.0
Shoulder room	53.5
Leg room	42.1
Max. cargo vol. ⁴ (cu. ft.)	22.5
Fuel capacity (gal.)	25
Max. towing capacity ⁷ (lb.)	2500

26U Aqua Blur Metallic

41U Smokin' Asphalt

67U Ricochet Silver Metallic

70U Redline Red

79U Slingshot Yellow

90U Pacific Blue Metallic

EXTERIOR BODY PAINT COLORS



For more information, go to:
www.gmfleet.com

For detailed notes 1 through 9, see inside back cover.

PONTIAC GTO



NEW FOR 2006

- Additional power outlet located below stereo
- Illuminated radio control switches on steering wheel
- Darkened rear tail lamps

ASSEMBLY PLANT:
Elizabeth, Australia

SELECTED STANDARD FEATURES

SAFETY AND SECURITY

- Frontal air bags¹
- 3-point safety belts
- Immobilizer theft-deterrent system
- Daytime Running Lamps and automatic lamp control

MECHANICAL

- Rear-wheel drive
- 6.0L Gen IV LS2 V8 with 400 hp
- 4-speed automatic transmission
- Performance brake package: 4-wheel vented disc, 4-channel antilock brakes, electronic brake proportioning
- Limited slip differential
- Traction control
- 4-wheel independent suspension
- Power assisted, variable-ratio rack-and-pinion steering

EXTERIOR

- Fog lamps
- Hood scoops
- Power, heated rearview mirrors
- P245/45R17 W-rated performance tires
- 17-in. alloy wheels
- Rear-window defogger
- Rear spoiler
- Dual exhaust with separated chrome outlets

INTERIOR

- Front sport bucket seats with 8-way power seats, leather seating surfaces, manual lumbar control
- Rear sport bucket seats
- Floor console
- Leather-wrapped steering wheel adjustable for rake and telescope
- Color-coordinated sports gauge package
- Remote Keyless Entry
- Air conditioning
- Power door locks
- Driver Information Center
- Cruise control
- Power windows
- Blaupunkt AM/FM stereo with 6-CD changer and steering wheel controls

SELECTED OPTIONAL FEATURES

- Tremec close-ratio 6-speed manual transmission
- 18-in. tires and alloy wheels
- GTO Sport Appearance Package

MODEL AVAILABILITY

	Coupe
Pontiac GTO	2VX37

SPECIFICATIONS (in. unless otherwise stated)

Wheelbase	109.8
Length	189.8
Width	72.5
Height	54.9
Seating (max.)	2/2
Head room	37.3/37.3
Shoulder room	59.7/51.6
Leg room	42.2/37.1
Max. cargo vol. ⁴ (cu. ft.)	7
Fuel capacity (gal.)	18.5

12U Cyclone Gray Metallic

13U Quicksilver Metallic

24U Impulse Blue Metallic

62U Torrid Red

66U Brazen Orange Metallic

71U Spice Red Metallic

80U Phantom Black Metallic

EXTERIOR BODY PAINT COLORS



For more information, go to:
www.gmfleet.com

PONTIAC SOLSTICE



NEW FOR 2006

- Pure 2-seat convertible roadster
- Progressive design with sleek provocative lines
- Invigorating driving experience
- Top stores seamlessly in rear clamshell decklid compartment
- Extraordinary appeal for the price

ASSEMBLY PLANT:
Wilmington, Delaware, USA

SELECTED STANDARD FEATURES

SAFETY AND SECURITY

- Frontal air bags¹
- 3-point safety belts
- PASS-Key III+ theft-deterrent system
- Daytime Running Lamps and automatic lamp control

MECHANICAL

- ECOTEC 2.4L DOHC VVT 4-cylinder engine with 177 hp @ 6600 rpm; 166 lb.-ft. torque @ 4800 rpm.
- 5-speed close-ratio manual transmission
- Rear-wheel drive
- 4-wheel independent suspension
- Bilstein monotube shock absorbers
- 4-wheel disc brakes
- Power rack-and-pinion steering
- Near 50/50 weight distribution
- Maintenance-free battery with rundown protection
- Stainless steel exhaust system

EXTERIOR

- 18-in. 5-spoke aluminum wheels
- P245/45R18 Goodyear Eagle RS-A tires
- Convertible cloth top (ebony color) with integral fixed glass
- Reverse hinged hood and rear clamshell decklid
- Variable intermittent windshield wipers
- Polished exhaust tip

INTERIOR

- Race-inspired sport bucket seats with manual recline (ebony cloth)
- Seatback storage
- Full instrumentation including tachometer
- AM/FM stereo with CD player and 6 speakers
- Rake steering wheel
- Leather-wrapped shift knob
- Floor console
- 3 cupholders
- Rear-window defogger

SELECTED OPTIONAL FEATURES

- Air conditioning
- 4-wheel antilock brakes
- Limited-slip differential
- Power Package with power windows, door locks, mirrors plus Remote Keyless Entry
- Convenience Package with cruise control, Driver Information Center, integrated fog lamps
- Premium Package with leather seating surfaces and leather-wrapped steering wheel with accessory controls (available in Ebony and Steel/Sand (two-tone) leather seating surfaces)
- Audio options: MP3 and 6-CD in-dash changers, Monsoon premium speaker system, XM Satellite Radio³
- OnStar with 1-year Safe & Sound Service² (available fall 2005)
- Chrome or polished aluminum wheels (chrome available fall 2005)
- 5-speed automatic transmission (available early 2006)

MODEL AVAILABILITY

	Convertible
Pontiac Solstice	2MB67

SPECIFICATIONS (in. unless otherwise stated)

Wheelbase	95.1
Length	157.2
Width	71.3
Height	50.1
Seating (max.)	2
Head room	38.5
Shoulder room	52.4
Leg room	42.7
Max. cargo vol. ⁴ (cu. ft.)	3.8
Fuel capacity (gal.)	13.8 (approx.)

25U Deep

38U Envious

41U Mysterious

42U Sly

50U Pure

67U Cool

74U Aggressive

EXTERIOR BODY PAINT COLORS



For more information, go to:
www.gmfleet.com

For detailed notes 1 through 9, see inside back cover.



NEW FOR 2006

- Optional side steps on both cargo bed sides are no longer available
- Passenger Sensing System

ASSEMBLY PLANT:
Shreveport, Louisiana, USA

SELECTED STANDARD FEATURES

SAFETY AND SECURITY

- Front air bags with Passenger Sensing System¹
- 3-point safety belts, all positions except front center
- LATCH (Lower Anchors and Top tethers for Children) system
- PASSlock theft-deterrent system
- Daytime Running Lamps and automatic lamp control

MECHANICAL

- Rear-wheel or 4-wheel drive
- 2.8L DOHC L4 with 175 hp
- 5-speed manual transmission
- Insta-Trac 4-wheel drive system (4WD)
- 4-wheel antilock, front disc/rear drum brakes
- Independent front and leaf-spring rear suspension
- Power rack-and-pinion steering
- Heavy-duty battery with rundown protection

EXTERIOR

- Intermittent front windshield wipers
- Foldaway rearview mirrors
- Fleetside pickup box with 2-position, locking tailgate

INTERIOR

- 60/40 split-bench seat
- Flat-folding rear bench seat on Crew Cab
- Air conditioning
- Full instrumentation, including Driver Information Center
- 2 auxiliary power outlets
- AM/FM stereo

SELECTED OPTIONAL FEATURES

- Side-impact curtain air bags¹
- 3.5L DOHC L5 with 220 hp
- 4-speed automatic transmission
- Automatic locking rear differential
- Electronic traction control (2WD only)
- 15- or 17-in. aluminum wheels
- Seating options: front reclining bucket seats, leather seating surfaces, heated
- OnStar 1 year Safe & Sound service²
- Power windows/locks
- Remote Keyless Entry
- Rear sliding window
- Audio options: CD and MP3 players (std. Crew Cab), 6-disc changer, XM Satellite Radio³

22U Superior Blue Metallic

41U Black

43U Yellow

46U Blue Granite Metallic

50U Summit White

59U Silver Birch Metallic

74U Victory Red

85U Sunburst Orange Metallic

94U Dark Cherry Red Metallic

SPECIFICATIONS

Model	Box Length (ft.)	Model Number/ Drivetrain	Wheelbase (in.)	GVWR ⁵ (lb.)	Payload ⁶ (lb.)	Maximum Trailer Weight ⁷ (lb.)	Seating
Regular Cab	6	CS15403/RWD	111.3	4850	1547	4000	3
	6	CT15403/4WD	111.3	5150	1535	4000	3
Extended Cab	6	CS15653/RWD	126.0	5000	1532	4000	5
	6	CT15653/4WD	126.0	5300	1523	4000	5
Crew Cab	5	CS15643/RWD	126.0	5000	1316	4000	6
	5	CT15643/4WD	126.0	5300	1338	4000	6

EXTERIOR BODY PAINT COLORS



For more information, go to:
www.gmfleet.com



NEW FOR 2006

- Standard: Comfort Convenience Package, Heavy-Duty Suspension Package
- Passenger Sensing System

ASSEMBLY PLANT:
Shreveport, Louisiana, USA

SELECTED STANDARD FEATURES

SAFETY AND SECURITY

- Dual-stage front air bags with passenger sensing system¹
- 3-point safety belts, all positions except front center
- LATCH (Lower Anchors and Top tethers for Children) system
- PASSlock theft-deterrent system
- Daytime Running Lamps and automatic lamp control

MECHANICAL

- Rear-wheel or 4-wheel drive
- 2.8L DOHC L4 with 175 hp
- 5-speed manual transmission
- Insta-Trac 4-wheel-drive system (4WD)
- 4-wheel antilock, front disc/rear drum brakes
- Independent front and leaf-spring rear suspension
- Power rack-and-pinion steering
- Heavy-duty battery with rundown protection

EXTERIOR

- Intermittent front windshield wipers
- Foldaway rearview mirrors
- Fleetside pickup box with 2-position, locking tailgate

INTERIOR

- 60/40 split-bench seat (Reg., Ext. Cab)
- Bucket seats (Crew Cab)
- Flat-folding rear bench seat on Crew Cab
- Air conditioning
- Full instrumentation, including Driver Information Center
- Tilt wheel and cruise control
- 2 auxiliary power outlets
- AM/FM stereo

SELECTED OPTIONAL FEATURES

- Side-impact curtain air bags¹
- 3.5L DOHC L5 with 220 hp
- 4-speed automatic transmission
- Automatic locking rear differential
- Electronic traction control
- 15- or 17-in. aluminum wheels
- Seating options: front reclining bucket seats, leather seating surfaces, heated
- OnStar 1-year Safe & Sound service²
- Power windows/locks
- Power sunroof
- Remote Keyless Entry
- Rear sliding window
- Audio options: CD and MP3 players, 6-disc changer, XM Satellite Radio³

22U Superior Blue Metallic

41U Onyx Black

43U Flame Yellow

46U Stealth Gray Metallic

50U Olympic White

59U Silver Birch Metallic

74U Fire Red

85U Sunburst Orange Metallic

94U Cherry Red Metallic

EXTERIOR BODY PAINT COLORS

SPECIFICATIONS

Model	Box Length (ft.)	Model Number/ Drivetrain	Wheelbase (in.)	GVWR ⁵ (lb.)	Payload ⁶ (lb.)	Maximum Trailer Weight ⁷ (lb.)	Seating
Regular Cab	6	TS15403/RWD	111.3	4850	1547	4000	3
	6	TT15403/4WD	111.3	5150	1535	4000	3
Extended Cab	6	TS15653/RWD	126.0	5000	1532	4000	5
	6	TT15653/4WD	126.0	5300	1523	4000	5
Crew Cab	5	TS15643/RWD	126.0	5000	1316	4000	6
	5	TT15643/4WD	126.0	5300	1338	4000	6



For more information, go to:
www.gmfleet.com

CHEVROLET SILVERADO 1500



NEW FOR 2006

- Extended Cab, Short Box models
- SS Dale Earnhardt Intimidator Edition
- Camper mirror available
- 4-wheel steering and Sportside box are not available

ASSEMBLY PLANTS:
Oshawa, Ontario; Fort Wayne, Indiana; Pontiac, Michigan



SELECTED STANDARD FEATURES

SAFETY AND SECURITY

- Dual-stage frontal air bags with Passenger Sensing System¹
- PASSlock II theft-deterrent
- Daytime Running Lamps and automatic lamp control

MECHANICAL

- RWD or 4WD
- Vortec 4300 V6 (std. Reg. Cab, Ext. Cab RWD Std. Box)
- Vortec 4800 V8 (std. Ext. Cab 4WD Std. Box)
- Vortec 5300 V8 (std. Ext. Cab, Long and Short Box; Crew Cab)
- 5-speed manual transmission
- Floor-mounted transfer case (4WD)
- 4-wheel antilock, front disc/rear drum brakes with Dynamic Rear Proportioning
- Independent front and multileaf rear suspension
- Power steering
- Heavy-duty battery with rundown protection

EXTERIOR

- Intermittent windshield wipers
- Front recovery hooks
- Foldaway rearview mirrors
- Fleetside pickup box with two-tier loading

INTERIOR

- 40/20/40 reclining split-bench seat
- Full-width, folding rear bench seat (Ext. and Crew Cab)
- Dual-zone air conditioning
- Driver Information Center
- 2 auxiliary power outlets
- Tilt-Wheel adjustable steering column
- AM/FM stereo

SELECTED OPTIONAL FEATURES

- Vortec HO 6000 V8
- 4-speed automatic transmission
- Autotrac 4WD
- Locking rear differential
- Trailering equipment
- Traction control
- Fog lamps
- Outside mirror options: Extendable camper, power, heated, curb-tilt, turn signals
- Aluminum wheels
- Seating options: power adjust, reclining buckets, full-feature buckets, leather seating surfaces, heated
- OnStar 1 year Safe & Sound service²
- Remote Keyless Entry
- Power sunroof
- Rear sliding window
- Audio options: CD, 6-CD changer, Bose system, XM Satellite Radio,³ steering wheel controls, rear controls, DVD entertainment system

15U Sandstone Metallic

16U Graystone Metallic

25U Dark Blue Metallic

41U Black

46U Blue Granite Metallic

47U Dark Green Metallic

50U Summit White

59U Silver Birch

63U Sport Red Metallic


74U Victory Red

EXTERIOR BODY PAINT COLORS

SPECIFICATIONS

Model	Box Length (ft.)	Model Number/ Drivetrain	Wheelbase (in.)	GVWR ⁵ (lb.)	Payload ⁶ (lb.)	Maximum Trailer Weight ⁷ (lb.)	Seating
Regular Cab	6.5	CC15703/RWD	119.0	6100	1889	8400	3
	6.5	CK15703/4WD	119.0	6400	1892	9100	3
	8.0	CC15903/RWD	133.0	6400	2052	8200	3
	8.0	CK15903/4WD	133.0	6400	1766	8900	3
Extended Cab	5.7	CC15553/RWD	134.0	6200	1440	8000	6
	5.7	CK15553/4WD	134.0	6400	1350	8700	6
	6.5	CC15753/RWD	143.5	6200	1575	10400	6
	6.5	CK15753/4WD	143.5	6400	1350	10000	6
	8.0	CC15953/RWD	157.5	6400	1506	7800	6
	8.0	CK15953/4WD	157.5	6400	1168	8500	6
Crew Cab	5.7	CC15543/RWD	143.5	6800	1811	10100	6
	5.7	CK15543/4WD	143.5	7000	1716	9900	6

For detailed notes 1 through 9, see inside back cover.



For more information, go to:
www.gmfleet.com

CHEVROLET SILVERADO 1500HD



NEW FOR 2006

- Vertical, manual extend camper mirror available

ASSEMBLY PLANT:
Flint, Michigan, USA



SELECTED STANDARD FEATURES

SAFETY AND SECURITY

- Dual-stage frontal air bags¹
- PASSlock II theft-deterrent system
- Daytime Running Lamps and automatic lamp control

MECHANICAL

- Rear-wheel or 4-wheel drive
- Vortec 6000 V8
- 4-speed automatic transmission
- 4-wheel antilock, 4-wheel disc brakes with Dynamic Rear Proportioning
- Autotrac 4WD
- Independent front and multileaf rear suspension
- Power steering
- Heavy-duty battery with rundown protection

EXTERIOR

- Intermittent front windshield wipers
- Front recovery hooks (4WD)
- Foldaway, heated rearview mirrors
- Fleetside pickup box with two-tier loading

INTERIOR

- 40/20/40 reclining split-bench seat with fold-down center armrest and storage
- 60/40 split-folding rear bench seat
- Dual-zone air conditioning
- Full instrumentation including Driver Information Center
- Cruise Control
- Power windows/locks
- Remote Keyless Entry
- 2 auxiliary power outlets
- Tilt-Wheel adjustable steering column
- AM/FM stereo with CD player

SELECTED OPTIONAL FEATURES

- Locking rear differential
- Trailering equipment
- Fog lamps
- Outside mirror options: Extendable camper, power adjust, curb-tilt, turn signals
- Aluminum wheels
- Seating options: power, reclining bucket seats, full-feature bucket seats, leather seating surfaces, heated
- OnStar 1 year Safe & Sound service²
- Dual-zone automatic climate control
- Power sunroof
- Rear sliding window
- Audio options: 6-disc changer, XM Satellite Radio,³ steering wheel controls, rear audio controls, DVD entertainment system

15U Sandstone Metallic

16U Graystone Metallic

25U Dark Blue Metallic

41U Black

46U Blue Granite Metallic

47U Dark Green Metallic

50U Summit White

59U Silver Birch

63U Sport Red Metallic

74U Victory Red

EXTERIOR BODY PAINT COLORS

SPECIFICATIONS

Model	Box Length (ft.)	Model Number/ Drivetrain	Wheelbase (in.)	GVWR ⁵ (lb.)	Payload ⁶ (lb.)	Maximum Trailer Weight ⁷ (lb.)	Seating
Crew Cab	6.5	CC15743/RWD	153.0	8600	3129	10300	6
	6.5	CK15743/4WD	153.0	8600	2838	9900	6



For more information, go to:
www.gmfleet.com

CHEVROLET SILVERADO 2500HD/3500



NEW FOR 2006

- Vertical, manual extend camper mirror available
- Allison 6-speed automatic transmission available



2005 model shown



New 2006 camper mirror



ASSEMBLY PLANTS:
Flint, Michigan; Pontiac, Michigan

SELECTED STANDARD FEATURES

SAFETY AND SECURITY

- Frontal air bags¹
- PASSlock II theft-deterrent
- Daytime Running Lamps and automatic lamp control

MECHANICAL

- Vortec 6000 V8; alternative fuel conversion available
- 5-speed manual transmission
- Floor-mounted transfer case (4WD)
- 4-wheel antilock disc brakes
- Independent front and multileaf rear suspension
- Power steering
- Heavy-duty battery with rundown protection

EXTERIOR

- Intermittent windshield wipers
- Foldaway rearview mirrors
- Single or dual rear wheels (3500)
- Fleetside box (delete option available)

INTERIOR

- 40/20/40 reclining split-bench seat
- Full-width, folding rear bench seat (Ext. and Crew Cab)
- Dual-zone air conditioning
- Driver Information Center
- Cruise Control (except WT)
- 2 auxiliary power outlets
- Tilt-Wheel adjustable steering column
- AM/FM stereo

SELECTED OPTIONAL FEATURES

- Vortec 8100 V8 with 450 lb.-ft. torque
- Duramax 6600 Turbo Diesel with 605 lb.-ft. of torque with the auto. trans.
- 6-speed manual transmission
- 4-speed automatic transmission
- 6-speed Allison automatic transmission
- Electronic 4WD transfer case
- Locking rear differential
- Trailering equipment
- Snow Plow Prep Pkg.
- Outside mirror options: Extendable camper, power adjust, heated, curb-tilt, turn signals
- Aluminum wheels
- Seating options: power, reclining buckets, full-feature buckets, leather seating surfaces, heated
- OnStar 1 year Safe & Sound service²
- Power windows/locks
- Remote Keyless Entry
- Power sunroof
- Rear sliding window
- Audio options: CD, 6-CD changer, XM Satellite Radio,³ steering wheel controls, rear controls, DVD entertainment system

15U Sandstone Metallic

16U Graystone Metallic

25U Dark Blue Metallic

41U Black

46U Blue Granite Metallic

47U Dark Green Metallic

50U Summit White

59U Silver Birch Metallic

63U Sport Red Metallic

74U Victory Red

EXTERIOR BODY PAINT COLORS

SPECIFICATIONS (SRW = Single Rear Wheels; DRW = Dual Rear Wheels)

Model	Model/Box Length (ft.)	Model Number/ Drivetrain	Wheelbase (in.)	GVWR ⁴ (lb.)	Payload ⁵ (lb.)	Maximum Trailer Weight ⁷ (lb.)	Seating
Regular Cab	2500HD/8	CC25903/RWD	133.0	9200	4058	16,100	3
	2500HD/8	CK25903/4WD	133.0	9200	3802	15,800	3
	3500/8	CK35903/RWD	133.0 (SRW)	9600	TBD	TBD	3
	3500/8	CK35903/4WD	133.0 (SRW) 133.0 (DRW)	9900 11400	4213 5511	15,600 16,700	3 3
Extended Cab	2500HD/6.5	CC25753/RWD	143.5	9200	3802	15,900	6
	2500HD/6.5	CK25753/4WD	143.5	9200	3541	15,600	6
	2500HD/8	CC25953/RWD	157.5	9200	3639	15,700	6
	2500HD/8	CK25953/4WD	157.5	9200	3352	15,400	6
	3500/8	CC35953/RWD	157.5 (SRW)	9900	TBD	TBD	6
			157.5 (DRW)	11400	5347	16,600	6
3500/8	CK35953/4WD	157.5 (SRW)	9900	3703	15,200	6	
		157.5 (DRW)	11400	5049	16,300	6	
Crew Cab	2500HD/6.5	CC25743/RWD	153.0	9200	3606	15,600	6
	2500HD/6.5	CK25743/4WD	153.0	9200	3317	15,300	6
	2500HD/8	CC25943/RWD	167.0	9200	3455	15,500	6
	2500HD/8	CK25943/4WD	167.0	9200	3163	14,600	6
	3500/8	CC35943/RWD	167.0 (SRW)	9900	TBD	TBD	6
			167.0 (DRW)	11400	5169	16,400	6
3500/8	CK35943/4WD	167.0 (SRW)	9900	3578	15,000	6	
		167.0 (DRW)	11400	4848	16,000	6	

For detailed notes 1 through 9, see inside back cover.



For more information, go to:
www.gmfleet.com



NEW FOR 2006

- Extended Cab, Short Box models
- Vertical, manual extend camper mirror available
- 4-wheel steering and Sportside box are not available

ASSEMBLY PLANTS:
Oshawa, Ontario; Fort Wayne, Indiana; Pontiac, Michigan

SELECTED STANDARD FEATURES

SAFETY AND SECURITY

- Dual-stage frontal air bags with Passenger Sensing System¹
- PASSlock II theft-deterrent
- Daytime Running Lamps and automatic lamp control

MECHANICAL

- RWD or 4WD
- Vortec 4300 V6 (std. Reg. Cab, Ext. Cab RWD Std. Box)
- Vortec 4800 V8 (std. Ext Cab 4WD Std. Box)
- Vortec 5300 V8 (std. Ext. Cab, Long and Short Box; Crew Cab)
- 5-speed manual transmission
- 4-wheel antilock, front disc/rear drum brakes with Dynamic Rear Proportioning
- Independent front and multileaf rear suspension

- Power steering
- Heavy-duty battery with rundown protection

EXTERIOR

- Intermittent windshield wipers
- Front recovery hooks
- Foldaway rearview mirrors
- Wideside pickup box

INTERIOR

- 40/20/40 reclining split-bench seat
- Full-width, folding rear bench seat (Ext. and Crew Cab)
- Dual-zone air conditioning
- Driver Information Center
- 2 auxiliary power outlets
- Tilt-Wheel adjustable steering column
- AM/FM stereo

SELECTED OPTIONAL FEATURES

- Vortec HO 6000 V8
- 4-speed automatic transmission
- Autotrac 4WD
- Locking rear differential
- Trailering equipment
- Traction assist
- Fog lamps
- Outside mirror options: Extendable camper, power adjust, heated, curb-tilt, turn signals
- Aluminum wheels
- Seating options: power, buckets, full-feature buckets, leather seating surfaces, heated
- OnStar 1 year Safe & Sound service²
- Remote Keyless Entry
- Power sunroof
- Rear sliding window
- Audio options: CD, 6-CD changer, Bose system, XM Satellite Radio,³ steering wheel controls, rear controls, DVD entertainment system

15U Sand Beige Metallic

16U Steel Gray Metallic

25U Deep Blue Metallic

41U Onyx Black

46U Stealth Gray Metallic

47U Polo Green Metallic

50U Summit White

59U Silver Birch Metallic

63U Sport Red Metallic

74U Fire Red

EXTERIOR BODY PAINT COLORS

SPECIFICATIONS

Model	Box Length (ft.)	Model Number/ Drivetrain	Wheelbase (in.)	GVWR ⁵ (lb.)	Payload ⁶ (lb.)	Maximum Trailer Weight ⁷ (lb.)	Seating
Regular Cab	6.5	TC15703/RWD	119.0	6100	1889	8400	3
	6.5	TK15703/4WD	119.0	6400	1892	9100	3
	8.0	TC15903/RWD	133.0	6400	2052	8200	3
	8.0	TK15903/4WD	133.0	6400	1766	8900	3
Extended Cab	5.7	TC15553/RWD	134.0	6200	1440	8000	6
	5.7	TK15553/4WD	134.0	6400	1350	8700	6
	6.5	TC15753/RWD	143.5	6200	1575	10400	6
	6.5	TK15753/4WD	143.5	6400	1350	10000	6
	8.0	TC15953/RWD	157.5	6400	1506	7800	6
	8.0	TK15953/4WD	157.5	6400	1168	8500	6
Crew Cab	5.7	TC15543/RWD	143.5	6800	1811	10100	6
	5.7	TK15543/4WD	143.5	7000	1716	9900	6



For more information, go to:
www.gmfleet.com



NEW FOR 2006

- Vertical, manual extend camper mirror available
- 4-wheel steering no longer available

ASSEMBLY PLANT:
Flint, Michigan, USA

SELECTED STANDARD FEATURES

SAFETY AND SECURITY

- Dual-stage frontal air bags¹
- PASSlock II theft-deterrent system
- Daytime Running Lamps and automatic lamp control

MECHANICAL

- Rear-wheel or 4-wheel drive
- Vortec 6000 V8
- 4-speed automatic transmission
- 4-wheel antilock, 4-wheel disc brakes with Dynamic Rear Proportioning
- Autotrac 4WD
- Independent front and multileaf rear suspension
- Power steering
- Heavy-duty battery with rundown protection

EXTERIOR

- Intermittent front windshield wipers
- Front recovery hooks (4WD)
- Foldaway, heated rearview mirrors
- Wideside pickup box with two-tier loading

INTERIOR

- 40/20/40 reclining split-bench seat with fold-down center armrest and storage
- 60/40 split-folding rear bench seat
- Dual-zone air conditioning
- Full instrumentation including Driver Information Center
- Cruise Control
- Power windows/locks
- Remote Keyless Entry
- 2 auxiliary power outlets
- Tilt-Wheel adjustable steering column
- AM/FM stereo with CD player

SELECTED OPTIONAL FEATURES

- Locking rear differential
- Trailering equipment
- Fog lamps
- Outside mirror options: Extendable camper, power adjust, curb-tilt, turn signals
- Aluminum wheels
- Seating options: power, reclining bucket seats, full-feature bucket seats, leather seating surfaces, heated
- OnStar 1 year Safe & Sound service²
- Dual-zone automatic climate control
- Power sunroof
- Rear sliding window
- Audio options: 6-disc changer, XM Satellite Radio,³ steering wheel controls, rear audio controls, DVD entertainment system

15U Sand Biege Metallic

16U Steel Gray Metallic

25U Deep Blue Metallic

41U Onyx Black

46U Stealth Gray Metallic

47U Polo Green Metallic

50U Summit White

59U Silver Birch Metallic

63U Sport Red Metallic

74U Fire Red

SPECIFICATIONS

Model	Box Length (ft.)	Model Number/ Drivetrain	Wheelbase (in.)	GVWR ⁵ (lb.)	Payload ⁶ (lb.)	Maximum Trailer Weight ⁷ (lb.)	Seating
Crew Cab	6.5	TC15743/RWD	153.0	8600	3129	10300	6
	6.5	TK15743/4WD	153.0	8600	2838	9900	6

EXTERIOR BODY PAINT COLORS



For more information, go to:
www.gmfleet.com

GMC SIERRA 2500HD/3500



2005 models shown



New 2006 camper mirror



NEW FOR 2006

- Vertical, manual extend camper mirror available
- Allison 6-speed automatic transmission available

ASSEMBLY PLANTS:
Flint, Michigan; Pontiac, Michigan

SELECTED STANDARD FEATURES

SAFETY AND SECURITY

- Frontal air bags¹
- PASSlock II theft-deterrent
- Daytime Running Lamps and automatic lamp control

MECHANICAL

- Vortec 6000 V8; alternative fuel conversion available
- 5-speed manual transmission
- Floor-mounted transfer case (4WD)
- 4-wheel antilock disc brakes
- Independent front and multileaf rear suspension
- Power steering
- Heavy-duty battery with rundown protection

EXTERIOR

- Intermittent windshield wipers
- Foldaway rearview mirrors
- Single or dual rear wheels (3500)
- Fleetside box (delete option available)

INTERIOR

- 40/20/40 reclining split-bench seat
- Full-width, folding rear bench seat (Ext. and Crew Cab)
- Dual-zone air conditioning
- Driver Information Center
- Cruise Control (except WT)
- 2 auxiliary power outlets
- Tilt-Wheel adjustable steering column
- AM/FM stereo

SELECTED OPTIONAL FEATURES

- Vortec 8100 V8 with 450 lb.-ft. torque
- Duramax 6600 Turbo Diesel with 605 lb.-ft. of torque with the auto. trans.
- 6-speed manual transmission
- 4-speed automatic transmission
- 6-speed Allison automatic transmission
- Electronic 4WD transfer case
- Locking rear differential
- Trailering equipment
- Snow Plow Prep Pkg.
- Outside mirror options: Extendable camper, power adjust, heated, curb-tilt, turn signals
- Aluminum wheels
- Seating options: power, reclining buckets, full-feature buckets, leather seating surfaces, heated
- OnStar 1 year Safe & Sound service²
- Power windows/locks
- Remote Keyless Entry
- Power sunroof
- Rear sliding window
- Audio options: CD, 6-CD changer, XM Satellite Radio³, steering wheel controls, rear controls, DVD entertainment system

15U Sand Beige Metallic

16U Steel Gray Metallic

25U Deep Blue Metallic

41U Onyx Black

46U Stealth Gray Metallic

47U Polo Green Metallic

50U Summit White

59U Silver Birch Metallic

63U Sport Red Metallic

74U Fire Red

EXTERIOR BODY PAINT COLORS

SPECIFICATIONS (SRW = Single Rear Wheels; DRW = Dual Rear Wheels)

Model	Model/Box Length (ft.)	Model Number/ Drivetrain	Wheelbase (in.)	GVWR ² (lb.)	Payload ³ (lb.)	Maximum Trailer Weight ⁴ (lb.)	Seating
Regular Cab	2500HD/8	TC25903/RWD	133.0	9200	4058	16,100	3
	2500HD/8	TK25903/4WD	133.0	9200	3802	15,800	3
	3500/8	TK35903/RWD	133.0 (SRW)	9600	TBD	TBD	3
	3500/8	TK35903/4WD	133.0 (SRW) 133.0 (DRW)	9900 11400	4213 5511	15,600 16,700	3 3
Extended Cab	2500HD/6.5	TC25753/RWD	143.5	9200	3802	15,900	6
	2500HD/6.5	TK25753/4WD	143.5	9200	3541	15,600	6
	2500HD/8	TC25953/RWD	157.5	9200	3639	15,700	6
	2500HD/8	TK25953/4WD	157.5	9200	3352	15,400	6
	3500/8	TC35953/RWD	157.5 (SRW)	9900	TBD	TBD	6
			157.5 (DRW)	11400	5347	16,600	6
3500/8	TK35953/4WD	157.5 (SRW) (DRW)	9900 11400	3703 5049	15,200 16,300	6 6	
Crew Cab	2500HD/6.5	TC25743/RWD	153.0	9200	3606	15,600	6
	2500HD/6.5	TK25743/4WD	153.0	9200	3317	15,300	6
	2500HD/8	TC25943/RWD	167.0	9200	3455	15,500	6
	2500HD/8	TK25943/4WD	167.0	9200	3163	14,600	6
	3500/8	TC35943/RWD	167.0 (SRW)	9900	TBD	TBD	6
			167.0 (DRW)	11400	5169	16,400	6
3500/8	TK35943/4WD	167.0 (SRW) (DRW)	9900 11400	3578 4848	15,000 16,000	6 6	

For detailed notes 1 through 9, see inside back cover.



For more information, go to:
www.gmfleet.com



ASSEMBLY PLANT:
Oshawa, Ontario, Canada

SELECTED STANDARD FEATURES

SAFETY AND SECURITY

- Dual-stage frontal air bags include Passenger Sensing System¹
- OnStar 1-year Safe & Sound Service²
- PASSlock II theft-deterrent system
- Daytime Running Lamps and automatic lamp control

MECHANICAL

- All-wheel drive electronic automatic transfer case
- Vortec 6000 V8 with 345 hp
- 4-speed automatic transmission
- 4-wheel antilock, 4-wheel disc brakes
- Locking rear differential
- Independent front and multileaf rear suspension
- Skid Plate Package
- Trailering equipment
- Power steering
- Auxiliary engine oil and transmission oil coolers
- Heavy-duty battery with rundown protection

EXTERIOR

- Denali-exclusive grille design
- Intermittent front windshield wipers
- Fog lamps
- Front recovery hooks
- Tubular assist steps

- Power folding, power, heated rearview mirrors with turn signals, ground illumination and curb-tilt
- Cast aluminum polished wheels
- Wideside pickup box with two-tier loading
- Soft tonneau cargo cover
- Rear window defogger
- High-polished exhaust tip

INTERIOR

- Full-feature front bucket seats with 10-way power, power lumbar, heated cushion and back, memory, leather seating surfaces
- 60/40 split-folding rear bench seat
- Floor console with storage, power points, rear seat air duct
- Overhead mini-console
- Dual-zone automatic air conditioning
- Full instrumentation including Driver Information Center
- Cruise Control
- Power windows/locks
- Electrochromic mirror with compass and outside temperature
- Remote Keyless Entry
- Tilt-Wheel adjustable steering column
- AM/FM stereo with 6-disc CD changer, cassette, Bose speaker system, rear audio controls, steering wheel controls

SELECTED OPTIONAL FEATURES

- Factory-installed 20-in. polished aluminum wheels⁸
- Power sunroof
- Universal Home Remote
- Rear sliding window
- Audio options: XM Satellite Radio,³ DVD entertainment system

41U Onyx Black

50U Summit White

59U Silver Birch Metallic

EXTERIOR BODY PAINT COLORS

SPECIFICATIONS

Model	Box Length (ft.)	Model Number/ Drivetrain	Wheelbase (in.)	GVWR ⁵ (lb.)	Payload ⁶ (lb.)	Maximum Trailer Weight ⁷ (lb.)	Seating
Crew Cab	5.7	TK15543/AWD	143.5	7000	1570	TBD	5

For detailed notes 1 through 9, see inside back cover.



For more information, go to:
www.gmfleet.com

CHEVROLET COLORADO CHASSIS CAB



ASSEMBLY PLANT:
Shreveport, Louisiana, USA

SELECTED STANDARD FEATURES

SAFETY AND SECURITY

- Front air bags with Passenger Sensing System¹
- 3-point safety belts, all positions except front center
- LATCH (Lower Anchors and Top tethers for Children) system
- PASSlock theft-deterrent system
- Daytime Running Lamps and automatic lamp control

MECHANICAL

- Rear-wheel drive
- 3.5L DOHC L5 with 220 hp
- 5-speed manual transmission
- 4-wheel antilock, front disc/rear drum brakes
- Independent torsion bar front and leaf-spring rear suspension
- Power rack-and-pinion steering
- Heavy-duty battery with rundown protection

EXTERIOR

- Intermittent front windshield wipers
- Foldaway rearview mirrors

INTERIOR

- 60/40 split-bench seat
- Air conditioning
- Full instrumentation, including Driver Information Center
- 2 auxiliary power outlets
- AM/FM stereo

SELECTED OPTIONAL FEATURES

- Side-impact air bags
- 4-speed automatic transmission
- Automatic locking rear differential
- Electronic traction control
- Rear sliding window
- Audio options: CD and MP3 players

SPECIFICATIONS

Model	Model Number/ Drivetrain	Wheelbase (in.)	GVWR ⁵ (lb.)	Payload ⁶ (lb.)	Maximum Trailer Weight ⁷ (lb.)	Seating
Colorado Regular Cab, Chassis Cab	CS15603/RWD	111.3	5300	2260	4000	3

22U Superior Blue Metallic

41U Black

43U Yellow

46U Blue Granite Metallic

50U Summit White

59U Silver Birch Metallic

74U Victory Red

85U Sunburst Orange Metallic

94U Cherry Red Metallic

EXTERIOR BODY PAINT COLORS

Vehicles shown have been altered or upfitted with equipment supplied by independent suppliers. See Owner Manual for information on alterations and warranties.

For detailed notes 1 through 9, see inside back cover.



For more information, go to:
www.gmfleet.com

CHEVROLET SILVERADO 3500 CHASSIS CAB



NEW FOR 2006

- Vertical, manual extend camper mirror available
- Allison 6-speed automatic transmission available

ASSEMBLY PLANT:
Pontiac, Michigan, USA

15U Sandstone Metallic

16U Graystone Metallic

25U Dark Blue Metallic

41U Black

46U Blue Granite Metallic

47U Dark Green Metallic

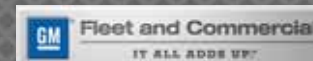
50U Summit White

59U Silver Birch Metallic

63U Sport Red Metallic

74U Victory Red

EXTERIOR BODY PAINT COLORS



For more information, go to:
www.gmfleet.com



SELECTED STANDARD FEATURES

SAFETY AND SECURITY

- Frontal air bags¹
- PASSlock II theft-deterrent system
- Daytime Running Lamps and automatic lamp control

MECHANICAL

- Vortec 6000 V8; alternative fuel conversion available
- External engine oil cooler
- 5-speed manual transmission
- Floor-mounted transfer case (4WD)
- 4-wheel antilock, 4-wheel disc brakes
- Independent front and multileaf rear suspension
- Power steering
- Heavy-duty battery with rundown protection

EXTERIOR

- Intermittent front windshield wipers
- Foldaway rearview mirrors
- Dual rear wheels
- Amber roof marker lamps

INTERIOR

- 40/20/40 reclining split-bench seat
- Full-width, folding rear bench seat (Ext. Cab)
- Dual-zone air conditioning
- Full instrumentation including Driver Information Center
- Cruise Control, all models except WT
- 2 auxiliary power outlets
- Tilt-Wheel adjustable steering column
- AM/FM stereo

SELECTED OPTIONAL FEATURES

- Vortec 8100 V8 with 450 lb.-ft. torque
- Duramax 6600 Turbo Diesel with 605 lb.-ft. of torque with the auto. trans.
- 6-speed manual transmission
- 4-speed automatic transmission
- 6-speed Allison automatic transmission
- Electronic 4WD transfer case
- Locking rear differential
- Snow Plow Prep Pkg.
- Outside mirror options: Extendable camper, heated, turn signals
- Seating options: power, reclining bucket seats, leather seating surfaces, heated
- OnStar 1 year Safe & Sound service²
- Power windows/locks
- Remote Keyless Entry
- Audio options: CD player, 6-disc changer, XM Satellite Radio,³ steering wheel controls, Bose speaker system

SPECIFICATIONS

Model	Model Number/ Drivetrain	Wheelbase (in.)	GVWR ⁵ (lb.)	Payload ⁶ (lb.)	Maximum Trailer Weight ⁷ (lb.)	Seating
Regular Cab	CC36003/RWD	137.0	11400	5897	TBD	3
	CK36003/4WD	137.0	12000	6226	TBD	3
	CC36403/RWD	161.5	11400	5814	TBD	3
	CK36403/4WD	161.5	12000	6113	TBD	3
Extended Cab	CC36053/RWD	161.5	11400	5423	TBD	6
	CK36053/4WD	161.5	12000	5728	TBD	6

Vehicles shown have been altered or upfitted with equipment supplied by independent suppliers. See Owner Manual for information on alterations and warranties.

CHEVY SILVERADO AMBULANCE



NEW FOR 2006

- YF2 Package is in the 3500 Chassis Cab Ordering Guide
- Vertical, manual extend camper mirror available
- Allison 6-speed automatic transmission

ASSEMBLY PLANT:
Pontiac, Michigan, USA

SELECTED STANDARD FEATURES

SAFETY AND SECURITY

- Frontal air bags¹
- PASSlock II theft-deterrent system
- Daytime Running Lamps and automatic lamp control

MECHANICAL

- Duramax 6600 Turbo Diesel with 605 lb.-ft. of torque with the auto. trans.
- External engine oil cooler
- 6-speed Allison automatic transmission
- Floor-mounted transfer case (4WD)
- 4-wheel antilock, 4-wheel disc brakes
- Independent front and multileaf rear suspension
- Power steering
- Heavy-duty battery with rundown protection
- Dual 105-amp alternators

EXTERIOR

- Intermittent front windshield wipers
- Foldaway rearview mirrors
- Dual rear wheels
- Amber roof marker lamps

INTERIOR

- Front reclining bucket seats with 6-way power driver's seat adjustment
- Dual-zone air conditioning
- Full instrumentation including Driver Information Center
- Cruise Control
- 2 auxiliary power outlets
- Tilt-Wheel adjustable steering column
- AM/FM stereo

SELECTED OPTIONAL FEATURES

- Electronic 4WD transfer case
- Locking rear differential
- Outside mirror options: Extendable camper, heated, turn signals
- OnStar 1 year Safe & Sound service²
- Power windows/locks
- Remote Keyless Entry
- Audio options: CD player, 6-disc changer, XM Satellite Radio,³ steering wheel controls, Bose speaker system

15U Sandstone Metallic

16U Graystone Metallic

25U Dark Blue Metallic

41U Black

46U Blue Granite Metallic

47U Dark Green Metallic

50U Summit White

59U Silver Birch Metallic

63U Sport Red Metallic

74U Victory Red

SPECIFICATIONS

Model	Model Number/ Drivetrain	Wheelbase (in.)	GVWR ⁵ (lb.)	Payload ⁶ (lb.)	Maximum Trailer Weight ⁷ (lb.)	Seating
Regular Cab	CC36403/RWD	161.5	11400	5814	TBD	3
	CK36403/4WD	161.5	12000	6113	TBD	3

EXTERIOR BODY PAINT COLORS

Vehicles shown have been altered or upfitted with equipment supplied by independent suppliers. See Owner Manual for information on alterations and warranties.

For detailed notes 1 through 9, see inside back cover.



For more information, go to:
www.gmfleet.com



- Mid Box mounts behind the cab to the front of the pickup bed — accessible from both sides of the truck
- Engineered to provide business with secure and convenient storage

MID BOX STORAGE FEATURES

- Doors lock on both sides for secure storage
- Mounts across the back of the cab and is accessible from both sides of the vehicle
- Low profile does not block rearward view
- Optional roll-out drawers secure cargo in rough terrain
- Optional non-skid mat for the top of the box
- Allows for separation of chemicals between the box and bed
- Available dome lights
- Accommodates available toppers, bins, ladder racks, conduit tubes

MID BOX SECURITY FEATURES

- Contoured double-paneled doors provide strength and integrate with Colorado and Canyon styling
- Rotary latches, double-bitted keys — the same key that operates the driver's door lock — and lock tumblers provide security for equipment
- Door handles and locks match those on the cab to give the Mid Box a finished look and feel with genuine GM Parts
- Heavy-duty door seals make the interior of the Mid Box weather- and dust-resistant

50U Summit White

41U Onyx Black

74U Victory Red (Chevrolet)

46U Blue Granite Metallic (Chevrolet)

74U Fire Red (GMC)

46U Stealth Gray Metallic (GMC)

EXTERIOR BODY PAINT COLORS



SPECIFICATIONS

Model	Clearance Opening at Door	Overall Length	Overall Height	Mid Box Cargo Volume ⁴	Mid Box Cargo Weight Capacity ⁶
Regular Cab	24-in. H x 22-in. W	60 in. cross truck	26 in.	20 cu. ft.	500 lb.

Vehicles shown have been altered or upfitted with equipment supplied by independent suppliers. See Owner Manual for information on alterations and warranties.

GMC CANYON CHASSIS CAB



NEW FOR 2006

- Standard: Comfort Convenience Package, Heavy-Duty Suspension Package

ASSEMBLY PLANT:
Shreveport, Louisiana, USA

SELECTED STANDARD FEATURES

SAFETY AND SECURITY

- Dual-stage front air bags with passenger sensing system¹
- 3-point safety belts, all positions except front center
- LATCH (Lower Anchors and Top tethers for Children) system
- PASSlock theft-deterrent system
- Daytime Running Lamps and automatic lamp control

MECHANICAL

- Rear-wheel drive
- 3.5L DOHC L5 with 220 hp
- 5-speed manual transmission
- 4-wheel antilock, front disc/rear drum brakes
- Independent torsion bar front and leaf-spring rear suspension
- Power rack-and-pinion steering
- Heavy-duty battery with rundown protection

EXTERIORS

- Intermittent front windshield wipers
- Foldaway rearview mirrors

INTERIOR

- 60/40 split-bench seat
- Air conditioning
- Full instrumentation, including Driver Information Center
- Tilt wheel and cruise control
- 2 auxiliary power outlets
- AM/FM stereo

SELECTED OPTIONAL FEATURES

- Side-impact air bags¹
- 4-speed automatic transmission
- Automatic locking rear differential
- Electronic traction control
- Rear sliding window
- Audio options: CD and MP3 players

22U Superior Blue Metallic

41U Onyx Black

43U Flame Yellow

46U Blue Granite Metallic

50U Summit White

59U Silver Birch Metallic

74U Fire Red

85U Sunburst Orange Metallic

94U Cherry Red Metallic

SPECIFICATIONS

Model	Model Number/ Drivetrain	Wheelbase (in.)	GVWR ⁵ (lb.)	Payload ⁶ (lb.)	Maximum Trailer Weight ⁷ (lb.)	Seating
Regular Cab, Chassis Cab	TS15603/RWD	111.3	5300	2,260	4000	3

EXTERIOR BODY PAINT COLORS

Vehicles shown have been altered or upfitted with equipment supplied by independent suppliers. See Owner Manual for information on alterations and warranties.

For detailed notes 1 through 9, see inside back cover.



For more information, go to:
www.gmfleet.com

GMC SIERRA 3500 CHASSIS CAB



NEW FOR 2006

- Vertical, manual extend camper mirror available
- Allison 6-speed automatic transmission available

ASSEMBLY PLANT:
Pontiac, Michigan, USA

SELECTED STANDARD FEATURES

SAFETY AND SECURITY

- Frontal air bags¹
- PASSlock II theft-deterrent system
- Daytime Running Lamps and automatic lamp control

MECHANICAL

- Vortec 6000 V8; alternative fuel conversion available
- External engine oil cooler
- 5-speed manual transmission
- Floor-mounted transfer case (4WD)
- 4-wheel antilock, 4-wheel disc brakes
- Independent front and multileaf rear suspension
- Power steering
- Heavy-duty battery with rundown protection

EXTERIOR

- Intermittent front windshield wipers
- Foldaway rearview mirrors
- Dual rear wheels
- Amber roof marker lamps

INTERIOR

- 40/20/40 reclining split-bench seat
- Full-width, folding rear bench seat (Ext. Cab)
- Dual-zone air conditioning
- Full instrumentation including Driver Information Center
- Cruise Control, all models except WT
- 2 auxiliary power outlets
- Tilt-Wheel adjustable steering column
- AM/FM stereo

SELECTED OPTIONAL FEATURES

- Vortec 8100 V8 with 450 lb.-ft. torque
- Duramax 6600 Turbo Diesel with 605 lb.-ft. of torque with the auto. trans.
- 6-speed manual transmission
- 4-speed automatic transmission
- 6-speed Allison automatic transmission
- Electronic 4WD transfer case
- Locking rear differential
- Snow Plow Prep Pkg.
- Outside mirror options: Extendable camper, heated, turn signals
- Seating options: power, reclining bucket seats, leather seating surfaces, heated
- OnStar 1 year Safe & Sound service²
- Power windows/locks
- Remote Keyless Entry
- Audio options: CD player, 6-disc changer, XM Satellite Radio,³ steering wheel controls, Bose speaker system

15U Sand Beige Metallic

16U Steel Gray Metallic

25U Deep Blue Metallic

41U Onyx Black

46U Stealth Gray Metallic

47U Polo Green Metallic

50U Summit White

59U Silver Birch Metallic

63U Sport Red Metallic

74U Fire Red

EXTERIOR BODY PAINT COLORS

SPECIFICATIONS

Model	Model Number/ Drivetrain	Wheelbase (in.)	GVWR ⁵ (lb.)	Payload ⁶ (lb.)	Maximum Trailer Weight ⁷ (lb.)	Seating
Regular Cab	TC36003/RWD	137.0	11400	5897	TBD	3
	TK36003/4WD	137.0	12000	6226	TBD	3
	TC36403/RWD	161.5	11400	5814	TBD	3
	TK36403/4WD	161.5	12000	6113	TBD	3
Extended Cab	TC36053/RWD	161.5	11400	5423	TBD	6
	TK36053/4WD	161.5	12000	5728	TBD	6

Vehicles shown have been altered or upfitted with equipment supplied by independent suppliers. See Owner Manual for information on alterations and warranties.

For detailed notes 1 through 9, see inside back cover.



For more information, go to:
www.gmfleet.com

GMC SIERRA AMBULANCE



NEW FOR 2006

- YF2 Package is in the 3500 Chassis Cab Ordering Guide
- Vertical, manual extend camper mirror available
- Allison 6-speed automatic transmission

ASSEMBLY PLANT:
Pontiac, Michigan, USA

SELECTED STANDARD FEATURES

SAFETY AND SECURITY

- Frontal air bags¹
- PASSlock II theft-deterrent system
- Daytime Running Lamps and automatic lamp control

MECHANICAL

- Duramax 6600 Turbo Diesel with 605 lb.-ft. of torque with the auto. trans.
- External engine oil cooler
- 6-speed Allison automatic transmission
- Floor-mounted transfer case (4WD)
- 4-wheel antilock, 4-wheel disc brakes
- Independent front and multileaf rear suspension
- Power steering
- Heavy-duty battery with rundown protection
- Dual 105-amp alternators

EXTERIOR

- Intermittent front windshield wipers
- Foldaway rearview mirrors
- Dual rear wheels
- Amber roof marker lamps

INTERIOR

- Front reclining bucket seats with 6-way power driver's seat adjustment
- Dual-zone air conditioning
- Full instrumentation including Driver Information Center
- Cruise Control
- 2 auxiliary power outlets
- Tilt-Wheel adjustable steering column
- AM/FM stereo

SELECTED OPTIONAL FEATURES

- Electronic 4WD transfer case
- Locking rear differential
- Outside mirror options: Extendable camper, heated, turn signals
- OnStar 1 year Safe & Sound service²
- Power windows/locks
- Remote Keyless Entry
- Audio options: CD player, 6-disc changer, XM Satellite Radio,³ steering wheel controls, Bose speaker system

15U Sand Beige Metallic

16U Steel Gray Metallic

25U Deep Blue Metallic

41U Onyx Black

46U Stealth Gray Metallic

47U Polo Green Metallic

50U Summit White

59U Silver Birch Metallic

63U Sport Red Metallic

74U Fire Red

SPECIFICATIONS

Model	Model Number/ Drivetrain	Wheelbase (in.)	GVWR ⁵ (lb.)	Payload ⁶ (lb.)	Maximum Trailer Weight ⁷ (lb.)	Seating
Regular Cab	TC36403/RWD	161.5	11400	5814	TBD	3
	TK36403/4WD	161.5	12000	6113	TBD	3

EXTERIOR BODY PAINT COLORS

Vehicles shown have been altered or upfitted with equipment supplied by independent suppliers. See Owner Manual for information on alterations and warranties.

For detailed notes 1 through 9, see inside back cover.



For more information, go to:
www.gmfleet.com

BUICK RAINIER



NEW FOR 2006

- StabiliTrak – Stability Control System is standard
- Chrome roof rack rails, door handles and rearview mirror

ASSEMBLY PLANT:
Moraine, Ohio, USA

SELECTED STANDARD FEATURES

SAFETY AND SECURITY

- Dual-stage front air bags with Passenger Sensing System¹
- Rear door child security locks
- OnStar 1-year Safe & Sound Service²
- StabiliTrak – Stability Control System
- PASSlock and content theft-deterrent systems
- Daytime Running Lamps and automatic lamp control

MECHANICAL

- Rear- or all-wheel drive
- Vortec 4200 I-6 with 275 hp
- 4-speed automatic transmission
- Electronic automatic transfer case (AWD)
- 4-wheel antilock, 4-wheel disc brakes
- Rear locking differential
- Rear load-leveling suspension
- Power steering
- Heavy-duty battery with rundown protection
- Trailering equipment

EXTERIOR

- Fog lamps
- Intermittent front windshield wipers
- Power, heated rearview mirrors with turn signals
- P245/65R17 all-season tires
- 8-spoke aluminum wheels
- Chrome roof rack side rails
- Rear liftgate with liftglass, wiper/washer
- Rear-window defogger

INTERIOR

- QuietTuning includes laminated windshield and more
- Front reclining bucket seats with 8-way power and 2-way power lumbar, leather seating surfaces
- Split-folding rear seat
- Dual zone automatic climate control
- Cruise control
- Universal Home Remote
- Programmable power door locks
- Driver Information Center
- Remote Keyless Entry
- Memory Package for driver seat and mirrors
- Rearview mirror with compass
- Tilt adjustable steering column
- Visors with illuminated vanity mirrors
- Power windows
- AM/FM stereo with CD/cassette, rear audio controls, steering wheel-mounted controls

SELECTED OPTIONAL FEATURES

- Head-curtain side air bags for outboard passengers¹
- Vortec 5300 Gen IV DOD with 300 hp
- Luggage rack crossbars
- Heated seats
- Power adjustable pedals
- Power sunroof
- Audio options: 6-disc changer, MP3 player, touchscreen navigation, XM Satellite Radio,³ Bose speaker system, rear seat DVD entertainment center

15U Cashmere Metallic

16U Titanium Metallic

22U Deep Sapphire Metallic

41U Black Onyx

49U Dark Garnet Metallic

50U Frost White

67U Platinum Metallic

80U Red Jewel Tintcoat

EXTERIOR BODY PAINT COLORS

MODEL AVAILABILITY

	Midsize Sport Utility
Rainier CXL RWD	4S15506
Rainier CXL AWD	4T15506

SPECIFICATIONS (in. unless otherwise stated)

Wheelbase	113.0
Length	193.4
Width	75.4
Height	74.5
Seating f/r (max.)	2/3
Head room f/r	40.2/39.6
Shoulder room f/r	58.5/58.5
Leg room f/r	43.1/37.1
Max. cargo vol. ⁴ (cu. ft.)	80.1
Fuel capacity (gal.)	22
Max. towing capacity ⁷ (lb.)	6700
Minimum ground clearance	8.0

For detailed notes 1 through 9, see inside back cover.



For more information, go to:
www.gmfleet.com

BUICK RENDEZVOUS



NEW FOR 2006

- QuietTuning
- 3500 V6 engine
- Monochromatic appearance standard

ASSEMBLY PLANT:
Ramos Arizpe, Mexico

SELECTED STANDARD FEATURES

SAFETY AND SECURITY

- Dual-stage front air bags with Passenger Sensing System¹
- Rear door child security locks
- OnStar 1 year Safe & Sound service²
- PASS-Key III theft-deterrent system
- Daytime Running Lamps and automatic lamp control

MECHANICAL

- Front- or all-wheel drive
- 3.5L 3500 V6 with 195 hp
- 4-speed automatic transmission
- Automatic transfer case (AWD)
- 4-wheel disc brakes
- 4-wheel independent suspension
- Power rack-and-pinion steering
- Maintenance-free battery with rundown protection

EXTERIOR

- Fog lamps
- Intermittent front windshield wipers
- Folding, power rearview mirrors
- P225/60R17 all-season tires
- Luggage rack side rails
- Rear liftgate with wiper/washer
- Rear-window defogger

INTERIOR

- QuietTuning
- Front reclining bucket seats
- 2nd row flip/fold, removable seat
- Floor console
- Air conditioning
- Cruise control
- Universal Home Remote
- Power door locks
- Remote Keyless Entry
- Tilt adjustable steering column
- Power windows
- AM/FM stereo with CD

SELECTED OPTIONAL FEATURES

- Side-impact air bags for driver and front passenger¹
- Tire Pressure Monitor
- Ultrasonic Rear Parking Assist
- 3.6L V6 DOHC V6 with 245 hp
- 4-wheel antilock brakes
- All-speed traction control
- Trailering equipment
- Aluminum wheels
- Luggage rack crossbars
- Seat options: 6-way power, leather seating surfaces, sueded inserts, heated seats, 2nd row Captain's chairs, 3rd row flip/fold bench
- Driver Information Center
- Head-Up Display
- Dual-zone manual or automatic climate control
- Power sunroof
- Audio options: 6-disc changer, touchscreen navigation, XM Satellite Radio,³ rear seat DVD entertainment center, cassette, rear audio controls, steering wheel-mounted controls

15U Cashmere Metallic

20U Blue Frost Metallic

23U Sagemist Metallic

41U Black Onyx

50U Frost White

63U Cardinal Red Metallic

67U Platinum Metallic

97U Cappuccino Frost Metallic

EXTERIOR BODY PAINT COLORS

MODEL AVAILABILITY

	Crossover Vehicle
Rendezvous FWD	4BK26
Rendezvous AWD	4BT26

SPECIFICATIONS (in. unless otherwise stated)

Wheelbase	112.2
Length	186.5
Width	73.6
Height	68.9
Seating (max.)	2/3/2
Head room	40.9/40.1/37.5
Shoulder room	58.7/58.7/48.5
Leg room	40.5/39.0/34.6
Max. cargo vol. ⁴ (cu. ft.)	108.9
Fuel capacity (gal.)	18
Max. towing capacity ⁷ (lb.)	3500



For more information, go to:
www.gmfleet.com

For detailed notes 1 through 9, see inside back cover.

CADILLAC ESCALADE/ESCALADE ESV



NEW FOR 2006

- Improved vanity mirror lighting

ASSEMBLY PLANT:
Arlington, Texas, USA

SELECTED STANDARD FEATURES

SAFETY AND SECURITY

- Dual-stage front air bags with Passenger Sensing System¹
- Side-impact air bags¹
- StabiliTrak
- OnStar 1-year Directions & Connections Service²
- PASSlock theft-deterrent system
- Content theft alarm
- Tire Pressure Monitor
- Daytime Running Lamps and automatic lamp control

MECHANICAL

- Vortec H.O. 6000 V8 with 345 hp
- 4-speed automatic transmission
- 4-wheel disc brakes with antilock and Hydroboost
- Front independent, rear 5-link suspension
- Road-sensing electronically controlled shock absorbers
- All-speed traction control
- Power steering
- Trailering equipment

EXTERIOR

- Xenon high-intensity discharge headlamps
- Fog lamps
- Front recovery hooks
- Intermittent front windshield wipers
- P265/70R17 all-season tires
- Assist steps
- Aluminum wheels
- Power folding, power rearview mirrors with ground illumination, turn signals, curb-tilt
- Luggage rack
- Ultrasonic Rear Parking Assist
- Rear-window defogger
- Rear liftgate with liftglass, wiper/washer

INTERIOR

- Front power reclining, full-feature bucket seats with 14-way power, heated, leather seating surfaces and memory
- Middle row reclining bucket seats, heated
- 50/50 split-folding, removable 3rd-row seat
- Floor console with rear seat audio and climate controls
- Overhead console with Universal Home Remote
- Mirror with compass and outside temperature
- Driver Information Center
- Tri-zone automatic climate control
- Cruise control
- Power programmable door locks
- Remote Keyless Entry
- Power adjustable pedals
- Power windows
- Tilt adjustable steering column
- AM/FM stereo with 6-CD changer, cassette, Bose luxury speaker system, rear audio controls, XM Satellite Radio,³ steering wheel-mounted controls

SELECTED OPTIONAL FEATURES

- 20-in. 6-spoke chrome aluminum wheels
- Middle row 60/40 split-folding seat
- Power sunroof
- Touchscreen navigation radio
- Rear seat DVD entertainment center
- Escalade ESV Platinum Edition

25U Blue Chip

26U Rip Tide Blue

41U Black Raven

59U Quicksilver

63U Red E

98U White Diamond

EXTERIOR BODY PAINT COLORS

MODEL AVAILABILITY

Full-Size Sport Utility	Escalade	Escalade ESV
RWD	6C15706	—
AWD	6K15706	6K15906

SPECIFICATIONS (in. unless otherwise stated)

Wheelbase	116.0	130.0
Length	198.9	221.4
Width	78.9	79.5
Height	76.5	75.7
Seating (max.)	2/3/3	2/3/3
Head room	40.7/39.4/37.4	40.7/39.0/38.6
Shoulder room	65.2/65.1/64.4	65.2/65.1/64.8
Leg room	41.3/38.6/27.3	41.3/39.1/37.2
Max. cargo vol. ⁴ (cu. ft.)	104.6	131.6
Fuel capacity (gal.)	26	31
Max. towing capacity ⁷ (lb.)	8100	7800
Minimum ground clearance — 2WD	9.7	9.6
— 4WD	10.6	10.7

For detailed notes 1 through 9, see inside back cover.



For more information, go to:
www.gmfleet.com

CADILLAC ESCALADE EXT



NEW FOR 2006

- Improved vanity mirror lighting

ASSEMBLY PLANT:
Arlington, Texas, USA

SELECTED STANDARD FEATURES

SAFETY AND SECURITY

- Dual-stage front air bags with Passenger Sensing System¹
- Side-impact air bags¹
- OnStar 1-year Directions & Connections Service²
- StabiliTrak
- PASSlock theft-deterrent system
- Content theft alarm
- Tire Pressure Monitor
- Daytime Running Lamps and automatic lamp control

MECHANICAL

- Vortec H.O. 6000 V8 with 345 hp
- 4-speed automatic transmission
- 4-wheel disc brakes with antilock and Hydroboost
- Front independent, rear 5-link suspension
- Road-sensing electronically controlled shock absorbers
- All-speed traction control
- Power steering
- Trailering equipment

EXTERIOR

- Xenon high-intensity discharge headlamps
- Fog lamps
- Front recovery hooks
- Intermittent front windshield wipers
- P265/70R17 all-season tires
- Assist steps
- Aluminum wheels
- Power folding, power rearview mirrors with ground illumination, turn signals, curb-tilt
- Luggage rack
- Utility Enhancement System includes Midgate, integral top box storage, cargo bed mat
- Rigid 3-piece, stowable cargo cover
- Ultrasonic Rear Parking Assist
- Rear-window defogger

INTERIOR

- Front power reclining, full-feature bucket seats with 14-way power, heated, leather seating surfaces and memory
- 60/40 split-folding, rear seat
- Floor console with rear seat audio and climate controls
- Overhead console with Universal Home Remote
- Folding Midgate with removable rear window
- Mirror with compass and outside temperature
- Driver Information Center
- Dual-zone automatic climate control
- Cruise control
- Power programmable door locks
- Remote Keyless Entry
- Power adjustable pedals
- Power windows
- Tilt adjustable steering column
- AM/FM stereo with 6-CD changer, cassette, Bose luxury speaker system, rear audio controls, XM Satellite Radio,³ steering wheel-mounted controls

SELECTED OPTIONAL FEATURES

- Power sunroof
- Touchscreen navigation radio
- Rear seat DVD entertainment center

26U Rip Tide Blue

41U Black Raven

59U Quicksilver

63U Red E

98U White Diamond

EXTERIOR BODY PAINT COLORS

MODEL AVAILABILITY

Full-Size Sport Utility AWD	Escalade EXT 6K15936

SPECIFICATIONS (in. unless otherwise stated)

Wheelbase	130.0
Length	221.4
Width	79.5
Height	75.6
Seating f/r (max.)	2/3
Head room f/r	40.7/38.6
Shoulder room f/r	65.2/65.2
Leg room f/r	41.3/38.9
Bed length — Midgate up	63.0
— Midgate down	97.6
Box width	50.0
Max. cargo vol. ⁴ (cu. ft.)	53.9
Fuel capacity (gal.)	31
Max. towing capacity ⁷ (lb.)	7300
Minimum ground clearance	10.6



For more information, go to:
www.gmfleet.com

For detailed notes 1 through 9, see inside back cover.



NEW FOR 2006

- Available Luxury Level One Package, Bose Premium Sound System, Driver's Level One Package, Seating Package, Utility Package
- Power rear liftgate and XM Satellite Radio³ standard
- Restyled wheels

ASSEMBLY PLANT:
Lansing, Michigan, USA

SELECTED STANDARD FEATURES

SAFETY AND SECURITY

- Dual-stage frontal, side thorax and head curtain air bags¹
- Rear door child security locks
- OnStar 1-year Directions & Connections Service²
- StabilTrak
- PASS-Key III and alarm theft-deterrent systems
- Daytime Running Lamps and Twilight Sentinel

MECHANICAL

- Rear- or all-wheel drive
- 3.6L VVT V6 with 255 hp
- 4.6L Northstar VVT V8 with 320 hp
- 5-speed automatic transmission
- All-speed traction control
- 4-wheel disc brakes
- 4-wheel independent suspension
- Power speed-sensitive rack-and-pinion steering
- Maintenance-free battery with rundown protection

EXTERIOR

- Fog lamps
- Intermittent front and rear wipers/washers
- Folding, power heated rearview mirrors
- P235/65R17 front and P255/60R17 rear H-rated all-season tires
- Cast aluminum wheels
- Roof rails
- Power rear liftgate
- Ultrasonic Rear Parking Assist

INTERIOR

- Front reclining bucket seats with 8-way power, leather seating surfaces
- 2nd row adjustable 60/40 seat
- Floor console
- Dual-zone automatic climate control
- Cruise control
- Power programmable door locks
- Rearview mirror with compass
- Remote Keyless Entry
- Tilt adjustable steering column
- Power windows
- AM/FM stereo with CD, XM Satellite Radio,³ steering wheel-mounted controls

SELECTED OPTIONAL FEATURES

- Tire Pressure Monitor
- Limited slip differential
- Magnetic Ride Control
- Trailing package
- Xenon high-intensity discharge headlamps
- Seat options: power lumbar, heated seats, 3rd row power seats
- 2nd row seats delete (fleet only)
- Memory Package
- Power adjustable pedals
- Rear air conditioning
- Universal Home Remote
- Reconfigurable rear cargo area storage system
- UltraView or UltraView Plus power sunroof
- Audio options: 6-disc changer, touchscreen navigation, rear seat DVD entertainment center

MODEL AVAILABILITY

	Crossover Vehicle
SRX V6	6EB26
SRX V8	6ED26

SPECIFICATIONS (in. unless otherwise stated)

Wheelbase	116.4
Length	194.9
Width	72.6
Height	67.8
Seating (max.)	2/3/2
Head room	40.3/38.4/35.0
Shoulder room	58.7/57.6/43.6
Leg room	42.1/41.0/24.2
Max. cargo vol. ⁴ (cu. ft.)	69.5
Fuel capacity (gal.)	20
Max. towing capacity ⁷ (lb.)	1000

25U Blue Chip

41U Black Raven

42U Silver Smoke

46U Stealth Gray

53U Radiant Bronze

61U Sand Storm

67U Light Platinum

71U Blackberry

80U Infrared

98U White Diamond

EXTERIOR BODY PAINT COLORS



CHEVROLET AVALANCHE



NEW FOR 2006

- StabilTrak, compass, steering-wheel-mounted audio controls and OnStar are standard
- Camper mirror available

ASSEMBLY PLANT:
Silao, Mexico



SELECTED STANDARD FEATURES

SAFETY AND SECURITY

- Dual-stage frontal air bags with Passenger Sensing System¹
- PASSlock II theft-deterrent system
- OnStar 1 year Safe & Sound service²
- StabilTrak
- Daytime Running Lamps and automatic lamp control
- Foldaway, heated rearview mirrors
- Stowable Midgate with removable rear window for cargo or passengers
- Rear window defogger
- Rigid 3-piece cargo cover
- Integrated, lockable top box storage (1 lighted)
- Pickup bed mat

MECHANICAL

- Vortec 5300 V8 with 295 hp, Flex-Fuel capability — ½-ton models
- Vortec 8100 V8 with 320 hp — ¾-ton models
- 4-speed automatic transmission
- 4-wheel antilock disc brakes with Hydroboost
- Autotrac 4WD
- Independent front and multileaf rear suspension
- Power steering
- Skid Plate Package
- Heavy-duty battery with rundown protection

EXTERIOR

- Intermittent windshield wipers
- Recovery hooks
- Fog lamps
- Body cladding
- Aluminum wheels

SELECTED OPTIONAL FEATURES

- Side impact air bags for driver and front outboard passenger¹
- Locking rear differential
- Trailing equipment
- Without body hardware (cladding)
- Roof luggage rack
- Outside mirror options: extendable camper, power folding, curb-tilt, turn signals, ground illumination
- Seating options: reclining bucket seats, full-feature bucket seats, leather seating surfaces, heated
- Floor console with storage and rear-seat audio controls
- Automatic climate control
- Universal Home Remote
- Power pedals
- Power sunroof
- Audio options: 6-disc changer, navigation, Bose system, XM Satellite Radio,³ rear audio controls, DVD entertainment system

INTERIOR

- 40/20/40 reclining split-bench seat with fold-down center armrest and storage
- 6-way power driver's seat
- 60/40 split-bench flat-folding rear seat
- Dual-zone air conditioning
- Driver Information Center
- Steering wheel audio controls
- Overhead mini-console
- Mirror with compass and outside temperature
- Cruise Control
- Power programmable locks
- Power windows
- Remote Keyless Entry
- 2 auxiliary power outlets
- Tilt-Wheel adjustable steering column
- AM/FM stereo with CD player

15U Sandstone Metallic

25U Dark Blue Metallic

26U Bermuda Blue Metallic

41U Black

50U Summit White

56U Sunburst Orange II Metallic

59U Silver Birch Metallic

62U Dark Gray Metallic

63U Sport Red Metallic

74U Victory Red

EXTERIOR BODY PAINT COLORS

SPECIFICATIONS

	Model	Model Number/ Drivetrain	Wheelbase (in.)	GVWR ⁵ (lb.)	Payload ⁶ (lb.)	Maximum Trailer Weight ⁷ (lb.)	Seating
4-door Sport	2WD ½-ton	CC15936/RWD	130.0	6800	1387	TBD	6
Utility/Pickup	4WD ½-ton	CK15936/4WD	130.0	7000	1346	TBD	6
	4WD ¾-ton	CK25936/4WD	130.0	8600	2072	TBD	6



For more information, go to:
www.gmfleet.com

For detailed notes 1 through 9, see inside back cover.



NEW FOR 2006

- Upgraded exterior appearance
- Available heated cloth seats

ASSEMBLY PLANT:
Ingersoll, Ontario, Canada

SELECTED STANDARD FEATURES

SAFETY AND SECURITY

- Dual-stage front air bags¹
- Rear door child security locks
- LATCH system for child safety seats
- PASSlock and content theft-deterrent system
- Daytime Running Lamps and automatic lamp control

MECHANICAL

- Front- or all-wheel drive
- 3.4L 3400 V6 with 185 hp
- 5-speed automatic transmission
- Automatic on-demand all-wheel drive (AWD)
- Front disc/rear drum brakes
- 4-wheel independent suspension
- Variable-assist electric power steering
- Maintenance-free battery with rundown protection

EXTERIOR

- Intermittent front windshield wipers
- Folding, power rearview mirrors
- P235/65R16 all-season tires
- Luggage rack side rails
- Rear liftgate with wiper/washer
- Rear window defogger
- Rear integrated spoiler

INTERIOR

- Front reclining bucket seats with flat-folding passenger seat
- Multiflex sliding, reclining rear seat with 60/40 split seatback
- Floor console with armrest and storage
- Full instrumentation including tachometer
- Air conditioning
- Cruise control
- Universal Home Remote
- Power programmable door locks
- Remote Keyless Entry
- Tilt adjustable steering column
- Power windows
- AM/FM stereo with CD
- 3 power outlets
- Rear cargo panel, height-adjustable for security cover or table

SELECTED OPTIONAL FEATURES

- Side-impact head curtain air bags¹
- 4-wheel antilock brakes
- Traction control
- Trailing equipment
- Fog lamps
- Aluminum wheels
- Luggage rack crossbars
- Seat options: driver's seat 6-way power, manual lumbar adjuster, leather seating surfaces, heated seats
- OnStar 1 year Safe & Sound service²
- Power sunroof
- Audio options: MP3 player, 6-disc changer, premium speakers, XM Satellite Radio,³ steering wheel-mounted controls

MODEL AVAILABILITY

	Compact SUV
FWD LS	1LF26
AWD LS	1LG26
FWD LT	1LN26
AWD LT	1LP26

SPECIFICATIONS (in. unless otherwise stated)

Wheelbase	112.5
Length	188.8
Width	71.4
Height	69.3
Seating f/r (max.)	2/3
Head room f/r	40.9/40.1
Shoulder room f/r	55.7/55.9
Leg room f/r	41.2/40.2
Max. cargo vol. ⁴ (cu. ft.)	68.6
Fuel capacity (gal.)	17
Max. towing capacity ⁷ (lb.) ²	3500

15U Sandstone Metallic

18U Galaxy Silver Metallic

19U Black

21U Laser Blue Metallic

36U Bermuda Green Metallic


42U Dark Silver Metallic

64U Salsa Red Metallic

71U Black Amethyst Metallic

96U Summit White

EXTERIOR BODY PAINT COLORS



For more information, go to:
www.gmfleet.com

CHEVROLET HHR



SELECTED STANDARD FEATURES

SAFETY AND SECURITY

- Frontal air bags¹
- 3-point safety belts, all positions
- LATCH (Lower Anchors and Top tethers for Children) system
- PASS-Key III Plus theft-deterrent system
- Rear door child security locks
- Daytime Running Lamps

MECHANICAL

- Front-wheel drive
- 2.2L Ecotec DOHC 4-cylinder engine with 144 hp
- Oil life monitoring system
- 5-speed manual transmission
- Front disc/rear drum brakes
- Independent front and semi-independent rear suspension
- Speed-sensitive electric steering

EXTERIOR

- Power rearview mirrors
- P215/55R16 all-season tires
- Full bolt-on wheelcovers
- Rear liftgate with touch-pad opening
- Rear-window defogger
- Rear wiper

INTERIOR

- Front bucket seats with flat-folding passenger seat
- Driver's seatback map pocket
- 60/40 split-folding rear seat (delete available for fleet)
- Air conditioning
- Air filtration system
- Cruise control
- Power door locks
- Driver Information Center
- Remote Keyless Entry



- Power windows
- AM/FM stereo with CD
- Carpeted floor mats (front, rear and cargo area)
- Recessed bin in cargo area, plus two storage bins behind the rear seat
- Cargo convenience net in trunk

SELECTED OPTIONAL FEATURES

- Side curtain air bags for front and rear outboard passengers¹
- Remote Vehicle Starter System
- Roof-mounted side rails
- Accessories: luggage carrier crossbars, running boards, bumper step pad, rear spoiler
- 2.4L Ecotec DOHC 4-cylinder engine with 172 hp
- 4-speed automatic transmission
- All-Speed Traction Control
- 4-wheel antilock brake system
- Fog lamps
- 16- and 17-in. aluminum wheels
- Front seat options: power adjustment, leather seating surfaces, heated
- OnStar 1-year Safe & Sound Service²
- Inside rearview mirror with compass
- Power sunroof
- Audio options: 6-disc changer, MP3 player, XM Satellite Radio,³ Pioneer premium speaker system, steering wheel-mounted controls



NEW FOR 2006

- Exterior design fuses elements of '49 Suburban and the SSR roadster
- High visibility and flexibility of an SUV
- Comfort and appointments of an upscale sedan
- Ecotec engines provide power and fuel efficiency

ASSEMBLY PLANT:
Ramos, Mexico

15U Sandstone Metallic

41U Black

42U Dark Silver Metallic

50U Summit White

56U Sunburst Orange Metallic

63U Sport Red Metallic

67U Silverstone Metallic

69U Daytona Blue Metallic

84U Majestic Amethyst Metallic

EXTERIOR BODY PAINT COLORS



MODEL AVAILABILITY

	Crossover Vehicle
HHR LS	1AT46
HHR LT	1AS46

SPECIFICATIONS (in. unless otherwise stated)

Wheelbase	103.5
Length	176.2
Width	69.1
Height	63.1
Seating f/r (max.)	2/3
Head room f/r	39.6/39.0
Shoulder room f/r	53.5/52.7
Leg room f/r	40.6/39.5
Max. cargo vol. ⁴ (cu. ft.)	63.1
Fuel capacity (gal.)	16
Max. towing capacity ⁷ (lb.)	1000



Available 2.4L Ecotec
DOHC 4-cylinder engine
delivers 172 horsepower
and 164 lb.-ft. of torque.

For detailed notes 1 through 9,
see inside back cover.



For more information, go to:
www.gmfleet.com



NEW FOR 2006

- StabiliTrak, OnStar² and steering wheel-mounted controls are standard
- LTZ package offered on 1/2-ton 4WD (NA on 1ST Fleet Package)

ASSEMBLY PLANTS:
Janesville, Wisconsin;
Arlington, Texas; Silao, Mexico



SELECTED STANDARD FEATURES

SAFETY AND SECURITY

- Dual-stage front air bags with Passenger Sensing System¹
- LATCH system for child safety seats
- Tire Pressure Monitor
- OnStar 1 year Safe & Sound service² (NA 1ST Fleet Package)
- StabiliTrak
- PASSlock II theft-deterrent system
- Daytime Running Lamps and automatic lamp control

MECHANICAL

- Rear- or 4-wheel drive; AWD on LTZ model
- Vortec 5300 V8 with 295 hp and Flex-Fuel capability (1/2-ton)
- Vortec 6000 V8 with 335 hp (3/4-ton)
- 4-speed automatic transmission
- Autotrac electronic transfer case (4WD)
- 4-wheel antilock, 4-wheel disc brakes with hydroboost
- Independent front and multi-link or multileaf rear suspension
- Power steering

EXTERIOR

- Fog lamps (opt. 1ST Fleet Package)
- Intermittent front windshield wipers
- Power, heated mirrors
- Assist steps (opt. 1ST Fleet Package)
- P265/70R16 all-season touring tires (P245/75R16 on 1ST Fleet Package)
- Cast aluminum wheels (opt. 1ST Fleet Package)
- Luggage rack side rails
- Rear liftgate with liftglass, wiper/washer

INTERIOR

- 40/20/40 split-bench reclining front seats with 6-way driver power
- 2nd-row 60/40 split-folding bench seat
- Tri-zone climate control
- Cruise control
- Programmable power door locks
- Driver Information Center
- 3 auxiliary power outlets
- Remote Keyless Entry
- Mirror with compass and outside temperature (mirror only on 1ST Fleet Package)
- Tilt adjustable steering column
- Visors with extensions and illuminated mirrors
- Power windows
- AM/FM with CD/cassette, steering wheel-mounted controls (opt. 1ST Fleet Package)

SELECTED OPTIONAL FEATURES

- Side-impact air bags¹
- 20-in. wheels (LTZ)
- Vortec 8100 V8 (3/4-ton)
- Rear locking differential
- Trailering equipment
- Outside mirror options: power folding, turn signal, curb-tilt
- Seating options: front and 2nd-row buckets, 3rd-row removable split-bench seat, leather seating surfaces, heated, power lumbar, memory
- Power adjustable pedals
- Power sunroof
- Audio options: 6-disc changer, touchscreen navigation, XM Satellite Radio,³ Bose system, rear audio, DVD entertainment
- OnStar fleet delete

MODEL AVAILABILITY

	Full-Size Sport Utility	
	1/2-Ton	3/4-Ton
RWD	CC15906	CC25906
4WD	CK15906	CK 25906

SPECIFICATIONS (in. unless otherwise stated)

Wheelbase	130.0
Length	219.3
Width	78.9 (1/2-ton); 79.8 (3/4-ton)
Height	73.6 (RWD 1/2-ton)
Seating (max.)	3/3/3
Head room	40.7/39.0/38.6
Shoulder room	65.2/65.1/64.4
Leg room	41.3/39.1/36.1
Max. cargo vol. ⁴ (cu. ft.)	131.6
Fuel capacity (gal.)	31 (1/2-ton); 37 (3/4-ton)
Max. towing capacity ⁷ (lb.)	TBD
Ground clearance	8.4 (1/2-ton); 7.1 (3/4-ton)

15U Sandstone Metallic

25U Dark Blue Metallic

26U Bermuda Blue Metallic

41U Black

50U Summit White

59U Silver Birch Metallic

62U Dark Gray Metallic

63U Sport Red Metallic

EXTERIOR BODY PAINT COLORS



For more information, go to:
www.gmfleet.com

CHEVROLET TAHOE



NEW FOR 2006

- Vortec 5300 V8 with Flex-Fuel capability is available
- StabiliTrak, OnStar and steering wheel-mounted controls are standard

ASSEMBLY PLANTS:
Janesville, Wisconsin;
Arlington, Texas

SELECTED STANDARD FEATURES

SAFETY AND SECURITY

- Dual-stage front air bags with Passenger Sensing System¹
- LATCH system for child safety seats
- Tire Pressure Monitor
- OnStar 1 year Safe & Sound service² (NA 1ST Fleet Package)
- StabiliTrak
- PASSlock II theft-deterrent system
- Daytime Running Lamps and automatic lamp control

MECHANICAL

- Rear- or 4-wheel drive
- Vortec 4800 V8 with 285 hp
- 4-speed automatic transmission
- Autotrac electronic transfer case (4WD)
- 4-wheel antilock, 4-wheel disc brakes with hydroboost
- Independent front and multi-link rear suspension
- Power steering

EXTERIOR

- Fog lamps (opt. 1ST Fleet Package)
- Intermittent front windshield wipers
- Power, heated rearview mirrors
- Assist steps (opt. 1ST Fleet Package)
- P265/70R16 all-season touring tires (P245/75R16 1ST Fleet Package)
- Cast aluminum wheels (opt. 1ST Fleet Package)
- Luggage rack side rails
- Rear liftgate with liftglass, wiper/washer

INTERIOR

- 40/20/40 split-bench reclining front seats with fold-down armrest and 6-way driver power
- 2nd-row 60/40 split-folding bench seat
- Tri-zone climate control
- Cruise control
- Programmable power door locks
- Driver Information Center
- 3 auxiliary power outlets
- Remote Keyless Entry
- Mirror with compass and outside temperature (mirror only on 1ST Fleet Package)
- Tilt adjustable steering column
- Visors with extensions and illuminated mirrors
- Power windows
- AM/FM stereo with CD/cassette, steering wheel-mounted controls (opt. 1ST Fleet Package)

SELECTED OPTIONAL FEATURES

- Side-impact air bags¹
- Vortec 5300 V8
- Rear locking differential
- Trailing equipment
- Outside mirror options: power folding, curb-tilt, ground illumination, turn signals
- Seating options: front and 2nd-row bucket seats, 3rd-row 50/50 seat, leather seating surfaces, heated
- Floor console
- Power adjustable pedals
- Power sunroof
- Audio options: 6-disc changer, touchscreen navigation, XM Satellite Radio,³ Bose speakers, rear audio controls, DVD entertainment center
- OnStar fleet delete

MODEL AVAILABILITY

	Full-Size Sport Utility
RWD	CC15706
4WD	CK15706

SPECIFICATIONS (in. unless otherwise stated)

Wheelbase	116.0
Length	198.8
Width	78.8
Height	74.8
Seating (max.)	3/3/3
Head room	40.7/39.4/37.4
Shoulder room	65.2/65.1/64.4
Leg room	41.3/38.6/27.3
Max. cargo vol. ⁴ (cu. ft.)	104.6
Fuel capacity (gal.)	26
Max. towing capacity ⁷ (lb.)	TBD
Ground clearance	8.4

15U Sandstone Metallic

25U Dark Blue Metallic

26U Bermuda Blue Metallic

41U Black

50U Summit White

59U Silver Birch Metallic

62U Dark Gray Metallic

63U Sport Red Metallic

EXTERIOR BODY PAINT COLORS



For more information, go to:
www.gmfleet.com

CHEVROLET TRAILBLAZER/TRAILBLAZER EXT



NEW FOR 2006

- StabiliTrak, OnStar,² Cruise Control, Tire Pressure Monitor standard
- SS Package and Vortec 5300 with DOD available on TrailBlazer
- Enhanced Quiet Package

ASSEMBLY PLANTS:
Moraine, Ohio;
Oklahoma City, Oklahoma

SELECTED STANDARD FEATURES

SAFETY AND SECURITY

- Dual-stage front air bags with Passenger Sensing System¹
- Rear door child security locks
- OnStar 1-year Safe & Sound Service² (delete available for fleet)
- StabiliTrak – Stability Control System
- PASSlock theft-deterrent system
- Daytime Running Lamps and automatic lamp control
- Tire Pressure Monitor

MECHANICAL

- Rear- or 4-wheel drive
- Vortec 4200 I-6 with 275 hp
- 4-speed automatic transmission
- Autotrac automatic transfer case (4WD)
- 4-wheel antilock, 4-wheel disc brakes
- Front independent, rear 5-link suspension
- Power steering
- Heavy-duty battery with rundown protection
- Trailering equipment

EXTERIOR

- Intermittent front windshield wipers
- Foldaway rearview mirrors
- Aluminum wheels
- Luggage rack side rails
- Rear liftgate with liftglass, wiper/washer

INTERIOR

- Enhanced Quiet Package includes laminated windshield
- Front reclining bucket seats
- Split-folding 2nd-row seat
- Split-folding 3rd-row seat (EXT)
- Floor console
- Dual-zone climate control
- Cruise control
- Tilt adjustable steering column
- Power windows
- AM/FM stereo with CD

SELECTED OPTIONAL FEATURES

- Head-curtain side air bags
- Fog lamps
- Rear-window defogger
- Vortec 5300 Gen IV V8 with 300 hp and DOD
- Rear locking differential
- Seating options: 8-way power, leather seating surfaces, heated seats
- Universal Home Remote
- Power adjustable pedals
- Driver Information Center
- Remote Keyless Entry
- Power sunroof
- Audio options: 6-disc changer, MP3 player, cassette, rear audio, steering wheel-mounted controls, touch-screen navigation, XM Satellite Radio,³ Bose speaker system, rear seat DVD entertainment center

MODEL AVAILABILITY

	Midsize Sport Utility	
	TrailBlazer	TrailBlazer EXT
RWD	CS15506	CS15806
4WD	CT15506	CT15806

SPECIFICATIONS (in. unless otherwise stated)

	TrailBlazer	TrailBlazer EXT
Wheelbase	113.0	129.0
Length	191.8	207.8
Width	74.7	74.7
Height	72.5	75.5
Seating (max.)	2/3	2/3/2
Head room	40.2/39.6	40.2/39.6/38.1
Shoulder room	58.5/58.5	58.5/58.5/57.6
Leg room	46.9/37.0	46.9/37.0/31.2
Max. cargo vol. ⁴ (cu. ft.)	80.1	107.4
Fuel capacity (gal.)	22	25
Max. towing capacity ⁵ (lb.)	6300	7000
Minimum ground clearance	7.8	8.1

15U Sandstone Metallic

16U Graystone Metallic

22U Superior Blue Metallic

38U Emerald Jewel Metallic

41U Black

49U Bordeaux Red Metallic

50U Summit White

62U Dark Gray Metallic

67U Silverstone Metallic

80U Red Jewel Tintcoat

EXTERIOR BODY PAINT COLORS



For more information, go to:
www.gmfleet.com



2005 model year photos shown



NEW FOR 2006

- StabiliTrak, OnStar,² Cruise Control, Tire Pressure Monitor standard

ASSEMBLY PLANTS:
Moraine, Ohio;
Oklahoma City, Oklahoma

SELECTED STANDARD FEATURES

SAFETY AND SECURITY

- Dual-stage front air bags with Passenger Sensing System¹
- Rear door child security locks
- OnStar 1-year Safe & Sound Service² (delete available for fleet)
- StabiliTrak – Stability Control System
- PASSlock theft-deterrent system
- Daytime Running Lamps and automatic lamp control
- Tire Pressure Monitor

MECHANICAL

- Rear- or 4-wheel drive
- Vortec 4200 I-6 with 285 hp
- 4-speed automatic transmission
- Autotrac automatic transfer case (4WD)
- 4-wheel antilock, 4-wheel disc brakes
- Front independent, rear 5-link suspension
- Power steering
- Heavy-duty battery with rundown protection
- Trailering equipment

EXTERIOR

- Intermittent front windshield wipers
- Fog and cornering lamps
- Foldaway rearview mirrors
- Aluminum wheels
- Luggage rack side rails
- Rear-window defogger (std. except avail. on Fleet 1SA)
- Rear liftgate with liftglass, wiper/washer

INTERIOR

- Enhanced Quiet Package includes laminated windshield
- Front reclining bucket seats
- Split-folding 2nd-row seat
- Split-folding 3rd-row seat (XL)
- Floor console
- Dual zone climate control
- Cruise control
- Power programmable door locks
- Remote Keyless Entry
- Tilt adjustable steering column
- Power windows
- AM/FM stereo with CD

SELECTED OPTIONAL FEATURES

- Head-curtain side air bags¹
- Rear locking differential
- Seating options: 8-way power, leather appointed seating, heated seats
- Universal Home Remote
- Power adjustable pedals
- Driver Information Center
- Power sunroof
- Audio options: 6-disc changer, MP3 player, cassette, rear audio, steering wheel-mounted controls, touch-screen navigation, XM Satellite Radio,³ Bose speaker system, rear seat DVD entertainment center

MODEL AVAILABILITY

	Midsize Sport Utility	
	Envoy	Envoy XL
RWD	TS15506	TS15806
4WD	TT15506	TT15806

SPECIFICATIONS (in. unless otherwise stated)

	Envoy	Envoy XL
Wheelbase	113.0	129.0
Length	191.6	207.6
Width	74.7	74.7
Height	71.9	75.5
Seating (max.)	2/3	2/3/2
Head room	40.2/39.6	40.2/39.6/38.5
Shoulder room	58.5/58.5	58.5/58.5/58.3
Leg room	46.9/37.0	46.9/37.0/31.2
Max. cargo vol. ⁴ (cu. ft.)	80.1	107.4
Fuel capacity (gal.)	22	25
Max. towing capacity ⁷ (lb.)	6300	6000
Minimum ground clearance	8.0	8.0

15U Sand Beige Metallic

16U Steel Gray Metallic

22U Superior Blue Metallic

38U Emerald Green Metallic

41U Onyx Black

49U Cranberry Red Metallic

50U Summit White

62U Carbon Metallic

67U Liquid Silver Metallic

80U Red Jewel Tintcoat

EXTERIOR BODY PAINT COLORS



GMC ENVOY DENALI/ENVOY XL DENALI



2005 model year photos shown

SELECTED STANDARD FEATURES

SAFETY AND SECURITY

- Dual-stage front air bags with Passenger Sensing System¹
- Rear door child security locks
- OnStar 1-year Safe & Sound Service² (delete available for fleet)
- StabiliTrak – Stability Control System
- PASSlock and content theft-deterrent systems
- Daytime Running Lamps and automatic lamp control
- Tire Pressure Monitor

MECHANICAL

- Rear- or 4-wheel drive
- Vortec 5300 Gen IV V8 with 300 hp and DOD
- 4-speed automatic transmission
- Autotrac automatic transfer case (4WD)
- 4-wheel antilock, 4-wheel disc brakes
- Rear locking differential
- Rear load-leveling suspension
- Power steering
- Heavy-duty battery with rundown protection
- Trailering equipment

EXTERIOR

- Denali front and rear fascia and grille
- Rainsense intermittent front windshield wipers
- Headlamp washers
- Fog and cornering lamps
- Foldaway, power, heated rearview mirrors with memory and turn signals
- 18-in. aluminum wheels
- P245/60R18 all-season tires
- Luggage rack
- Rear-window defogger
- Rear liftgate with liftglass, wiper/washer

INTERIOR

- Enhanced Quiet Package includes laminated windshield
- Front reclining bucket seats with 8-way power, leather seating surfaces, heated
- Split-folding 2nd-row seat
- Split-folding 3rd-row seat (XL)
- Floor console
- Driver Information Center
- Dual-zone automatic climate control with outside temperature

SELECTED OPTIONAL FEATURES

- Cruise control
- Universal Home Remote
- Mirror with compass
- Power programmable door locks
- Remote Keyless Entry
- Tilt adjustable steering column
- Power windows
- AM/FM stereo with CD/cassette, Bose speaker system, rear audio controls, steering wheel-mounted controls
- Head-curtain side air bags¹
- Power sunroof
- Power adjustable pedals
- Audio options: 6-disc changer, MP3 player, touchscreen navigation, XM Satellite Radio,³ rear seat DVD entertainment center



NEW FOR 2006

- StabiliTrak, Tire Pressure Monitor standard
- 6-spoke forged aluminum wheels

ASSEMBLY PLANTS:
Moraine, Ohio;
Oklahoma City, Oklahoma

16U Steel Gray Metallic

41U Onyx Black

50U Summit White

62U Carbon Metallic

67U Liquid Silver Metallic

80U Red Jewel Tintcoat

EXTERIOR BODY PAINT COLORS



2005 model year photos shown

MODEL AVAILABILITY

	Midsize Sport Utility	
	Envoy Denali	Envoy XL Denali
RWD	TS15506	TS15806
4WD	TT15506	TT15806

SPECIFICATIONS (in. unless otherwise stated)

Wheelbase	113.0	129.0
Length	191.6	207.6
Width	74.7	74.4
Height	71.9	75.5
Seating (max.)	2/3	2/3/2
Head room	40.2/39.6	40.2/39.6/38.5
Shoulder room	58.5/58.5	58.5/58.5/58.3
Leg room	46.9/37.0	46.9/37.0/31.2
Max. cargo vol. ⁴ (cu. ft.)	80.1	107.4
Fuel capacity (gal.)	22	25
Max. towing capacity ⁷ (lb.)	6600	6200
Minimum ground clearance	8.0	8.0



Vortec 5300 Gen IV V8 delivers 300 horsepower and 330 lb.-ft. of torque. Displacement On Demand technology uses half the cylinders during appropriate driving conditions to increase fuel economy.

For detailed notes 1 through 9, see inside back cover.



For more information, go to:
www.gmfleet.com



NEW FOR 2006

- Vortec 5300 V8 with Flex-Fuel capability is available
- StabiliTrak, OnStar and steering wheel-mounted controls are standard

ASSEMBLY PLANTS:
Janesville, Wisconsin;
Arlington, Texas

SELECTED STANDARD FEATURES

SAFETY AND SECURITY

- Dual-stage front air bags with Passenger Sensing System¹
- LATCH system for child safety seats
- Tire Pressure Monitor
- OnStar 1 year Safe & Sound service² (NA 1SA Fleet Package)
- StabiliTrak
- PASSlock II theft-deterrent system
- Daytime Running Lamps and automatic lamp control

MECHANICAL

- Rear- or 4-wheel drive
- Vortec 4800 V8 with 285 hp
- 4-speed automatic transmission
- Autotrac electronic transfer case (4WD)
- 4-wheel antilock, 4-wheel disc brakes with hydroboost
- Rear locking differential
- Independent front and multi-link rear suspension
- Power steering

EXTERIOR

- Fog lamps (opt. 1SA Fleet Package)
- Intermittent front windshield wipers
- Power, heated rearview mirrors
- P265/70R16 all-season touring tires (P245/75R16 1SA Fleet Package)
- Machined aluminum wheels (opt. 1SA Fleet Package)
- Luggage rack side rails
- Rear liftgate with liftglass, wiper/washer

INTERIOR

- 40/20/40 split-bench reclining front seats with fold-down armrest and 6-way driver power
- 2nd-row 60/40 split-folding bench seat
- Tri-zone climate control
- Cruise control
- Programmable power door locks
- Driver Information Center
- 3 auxiliary power outlets
- Remote Keyless Entry
- Mirror with compass and outside temperature (mirror only on 1SA Fleet Package)
- Tilt adjustable steering column
- Visors with extensions and illuminated mirrors
- Power windows
- AM/FM stereo with CD/cassette, steering wheel-mounted controls (opt. 1SA Fleet Package)

SELECTED OPTIONAL FEATURES

- Side-impact air bags¹
- Vortec 5300 V8
- Trailering equipment
- Autoride Suspension
- Outside mirror options: power folding, turn signals, ground illumination, curb-tilt
- Seating options: front and 2nd-row bucket seats, 3rd-row 50/50 split-bench seat, leather seating surfaces, heated
- Power adjustable pedals
- Power sunroof
- Audio: 6-disc changer, touchscreen navigation, XM Satellite Radio,³ Bose speakers, rear audio controls, DVD entertainment center
- OnStar fleet delete

15U Sand Beige Metallic

25U Deep Blue Metallic

26U Blue-Green Crystal

41U Onyx Black

50U Summit White

59U Silver Birch Metallic

62U Carbon Metallic

63U Sport Red Metallic

EXTERIOR BODY PAINT COLORS

MODEL AVAILABILITY

	Full-Size Sport Utility
RWD	TC15706
4WD	TK15706

SPECIFICATIONS (in. unless otherwise stated)

Wheelbase	116.0
Length	198.8
Width	78.9
Height	76.6
Seating (max.)	3/3/3
Head room	40.7/39.4/37.4
Shoulder room	65.2/65.1/64.4
Leg room	41.3/38.6/27.3
Max. cargo vol. ⁴ (cu. ft.)	104.6
Fuel capacity (gal.)	26
Max. towing capacity ⁷ (lb.)	TBD
Ground clearance	8.4



For more information, go to:
www.gmfleet.com



NEW FOR 2006

- StabiliTrak, OnStar and steering wheel-mounted controls are standard

ASSEMBLY PLANTS:
Janesville, Wisconsin;
Arlington, Texas; Silao, Mexico

SELECTED STANDARD FEATURES

SAFETY AND SECURITY

- Dual-stage front air bags with Passenger Sensing System¹
- LATCH system for child safety seats
- Tire Pressure Monitor
- OnStar 1 year Safe & Sound service² (NA 1SA Fleet Package)
- StabiliTrak
- PASSlock II theft-deterrent system
- Daytime Running Lamps and automatic lamp control

MECHANICAL

- Rear- or 4-wheel drive
- Vortec 5300 V8 with 295 hp and Flex-Fuel capability (½-ton)
- Vortec 6000 V8 with 335 hp (¾-ton)
- 4-speed automatic transmission
- Autotrac electronic transfer case (4WD)
- Rear locking differential
- 4-wheel disc brakes with hydroboost and antilock
- Independent front and multi-link or multileaf rear suspension
- Power steering

EXTERIOR

- Fog lamps (opt. 1SA Fleet Package)
- Intermittent front windshield wipers
- Power, heated rearview mirrors
- P265/70R16 all-season touring tires (P245/75R16 on 1SA Fleet Package)
- Machined aluminum wheels (opt. 1SA Fleet Package)
- Luggage rack side rails
- Rear liftgate with liftglass, wiper/washer

INTERIOR

- 40/20/40 split-bench reclining front seats with 6-way driver power
- 2nd-row 60/40 split-folding bench seat
- 3rd-row removable split-bench seat
- Tri-zone climate control
- Cruise control
- Programmable power door locks
- Driver Information Center
- Remote Keyless Entry
- Mirror with compass and outside temperature (mirror only on 1SA Fleet Package)
- Tilt adjustable steering column
- Power windows
- AM/FM stereo with CD/cassette, steering wheel-mounted controls (opt. 1SA Fleet Package)

SELECTED OPTIONAL FEATURES

- Side-impact air bags¹
- Vortec 8100 V8 (¾-ton)
- Autoride suspension
- Trailing equipment
- Outside mirror options: power folding, turn signal, curb-tilt
- Seating options: front and 2nd-row bucket seats, leather seating surfaces, heated, power lumbar, memory
- Floor console
- Power adjustable pedals
- Power sunroof
- Audio options: 6-disc changer, touchscreen navigation, XM Satellite Radio,³ Bose speakers, rear audio controls, DVD entertainment center
- OnStar fleet delete

MODEL AVAILABILITY

	Full-Size Sport Utility	
	½-Ton	¾-Ton
RWD	TC15906	TC25906
4WD	TK15906	TK 25906

SPECIFICATIONS (in. unless otherwise stated)

Wheelbase	130.0
Length	219.3
Width	78.8
Height	75.8 (RWD ½-ton)
Seating (max.)	3/3/3
Head room	40.7/39.0/38.6
Shoulder room	65.2/65.1/64.8
Leg room	41.3/39.1/36.1
Max. cargo vol. ⁴ (cu. ft.)	131.6
Fuel capacity (gal.)	31 (½-ton); 37 (¾-ton)
Max. towing capacity ⁷ (lb.)	TBD
Ground clearance	8.4 (½-ton); 7.1 (¾-ton)

15U Sand Beige Metallic

25U Deep Blue Metallic

26U Blue-Green Crystal

41U Onyx Black

50U Summit White

59U Silver Birch Metallic

62U Carbon Metallic

63U Sport Red Metallic

EXTERIOR BODY PAINT COLORS



For more information, go to:
www.gmfleet.com



ASSEMBLY PLANT:
Janesville, Wisconsin

SELECTED STANDARD FEATURES

SAFETY AND SECURITY

- Dual-stage front air bags with Passenger Sensing System¹
- Side-impact air bags
- LATCH system for child safety seats
- Tire Pressure Monitor
- StabiliTrak
- OnStar 1 year Safe & Sound Service²
- PASSlock II theft-deterrent system
- Daytime Running Lamps and automatic lamp control

MECHANICAL

- All-wheel drive
- Vortec 6000 V8 with 335 hp
- 4-speed automatic transmission
- 4-wheel antilock, 4-wheel disc brakes with hydroboost
- Independent front and multi-link rear suspension
- Autoride suspension package
- Trailering equipment
- Power steering

EXTERIOR

- Fog lamps
- 2 front recovery hooks
- Intermittent front windshield wipers
- Assist steps
- Luggage rack
- Power-folding, heated rearview mirrors with ground illumination and turn signals
- P265/70R17 all-season tires
- Cast aluminum wheels
- Rear liftgate with liftglass, wiper/washer, defogger

INTERIOR

- Power reclining full-feature front bucket seats with power lumbar, 10-way power, heated, memory
- Leather seating surfaces

- 2nd-row 60/40 split-folding bench seat with outboard heated cushions
- 3rd-row removable seat
- Floor console with integrated 2nd-row audio and climate controls
- Power adjustable pedals
- Tri-zone automatic climate control
- Cruise control
- Universal Home Remote
- Programmable power door locks
- Driver Information Center
- 4 auxiliary power outlets
- Remote Keyless Entry
- Mirror with compass and outside temperature
- Tilt adjustable steering column
- Visors with extensions and illuminated mirrors
- Tilt adjustable steering
- Power windows
- Cargo net
- AM/FM stereo with 6-disc changer, Bose speakers, rear audio controls, XM Satellite Radio,³ steering wheel controls

SELECTED OPTIONAL FEATURES

- 20-in. wheels and tires
- 2nd-row heated Captain's chairs
- Power sunroof
- CD/cassette
- Touchscreen navigation radio
- DVD entertainment center

MODEL AVAILABILITY

	Full-Size Sport Utility	
	Yukon Denali	Yukon XL Denali
AWD	TK15706	TK15906

SPECIFICATIONS (in. unless otherwise stated)

Wheelbase	116.0	130.0
Length	198.9	219.3
Width	78.9	78.8
Height	76.5	75.7
Seating (max.)	2/3/3	2/3/3
Head room	40.7/39.4/37.4	40.7/39.0/38.6
Shoulder room	65.2/65.1/64.4	65.2/65.1/64.8
Leg room	41.3/38.6/27.3	41.3/39.1/36.1
Max. cargo vol. ⁴ (cu. ft.)	104.6	131.6
Fuel capacity (gal.)	26	31
Max. towing capacity ⁷ (lb.)	TBD	TBD
Ground clearance	8.4	8.4

16U Steel Gray Metallic

26U Blue-Green Crystal

41U Onyx Black

50U Summit White

59U Silver Birch Metallic

63U Sport Red Metallic

EXTERIOR BODY PAINT COLORS



For more information, go to:
www.gmfleet.com



NEW FOR 2006

- Duramax 6.6L turbocharged diesel engine in H1 Alpha
- Allison 1000 Series 5-speed automatic transmission
- 4-year/50,000-mile bumper-to-bumper limited warranty
- Expanded fuel capacity for 600-mile cruising range

ASSEMBLY PLANT:
Mishawaka, Indiana, USA

SELECTED STANDARD FEATURES

SAFETY AND SECURITY

- 3-point safety belts for 1st and 2nd row seats

MECHANICAL

- Full-time 4-wheel drive
- Duramax 6.6L turbocharged diesel engine
- Allison 1000 Series 5-speed automatic transmission
- Full-time 4WD transfer case
- Helical-cut geared hubs
- Steel box-section frame with 5 crossmembers
- 4-wheel in-board mounted disc brakes with Hydroboost ABS brake control
- 4-wheel TorqTrac 4 traction control
- 4-wheel independent suspension with open-end coil springs and hydraulic shock absorbers
- Power-assisted steering

EXTERIOR

- Delay wiper system
- E-Z Kool glass with heated windshield
- Halogen headlights
- Heavy-duty brush guard
- Composite, forward-tilting hood
- T6 hardened aircraft aluminum body
- 3/16-in. rocker panel protection
- Driveline protection Power, heated mirrors
- Run-flat Goodyear tires with Central Tire Inflation System and on-board air compressor
- 17-in. high-strength, cast aluminum wheels
- Trailer towing unit with wiring harness
- Removable tonneau cover (Open Top)

INTERIOR

- High-back bucket seats in all 4 positions
- Premium leather seating surfaces
- Heated front seats
- Floor console with cupholders and storage
- Air conditioner with auxiliary rear unit
- Cruise control
- Power door locks
- Remote Keyless Entry
- Mirror with auto-dimmer, compass and outside temperature
- Power windows with express down for driver
- Monsoon AM/FM with 6-disc CD changer

SELECTED OPTIONAL FEATURES

- Adventure Package with front and rear Eaton locking differentials, forged aluminum wheels and 12,000-lb. winch
- Aluminum roof rack
- 2-piece forged aluminum wheels
- 12,000-lb. winch
- Leather trimmed seats
- Heated front seats
- Auxiliary rear seat
- MT/R Off-road tires

MODEL AVAILABILITY

4WD	Full-Size Sport Utility	
	Open Top	Wagon

SPECIFICATIONS (in. unless otherwise stated)

	Open Top	Wagon
Wheelbase	130.0	130.0
Length	184.5	184.5
Width	86.5	86.5
Height	79.0	77.0
Seating (max.)	2/2	2/2
Head room (f/r)	44.4/42.9	41.6/40.0
Shoulder room (f/r)	77.1/77.1	77.1/77.1
Leg room (f/r)	38.1/29.9	38.1/29.9
Max. cargo vol. ⁴ (cu. ft.)	—	58.3
Max. fuel capacity (gal.)	52.5	52.5
Max. towing capacity (lb.) ⁷	9,303	9,036
Ground clearance	16	16

Black

Metallic Black

Black Diamond Metallic

Bright White

Competition Yellow

Flame Red Pearl

Metallic Pewter

Metallic Sand

Mystic Green Metallic

EXTERIOR BODY PAINT COLORS



For more information, go to:
www.gmfleet.com



NEW FOR 2006

- Carryover standard and optional features
- 4-year/50,000-mile limited warranty

ASSEMBLY PLANT:
Mishawaka, Indiana, USA

SELECTED STANDARD FEATURES

SAFETY AND SECURITY

- Driver and front passenger frontal air bags¹
- Rear door child security door locks
- OnStar 1-year Safe & Sound Service²
- PASSlock theft-deterrent system
- Daytime Running Lamps and automatic lamp control

MECHANICAL

- 4-wheel drive
- Vortec 6000 V8 with 325 hp
- 4-speed automatic transmission
- Electronic shift transfer case
- Driver selectable rear locking differential
- Single wheel traction control system
- 4-wheel disc brakes with antilock brake system
- Independent front and multi-link rear suspension
- Trailering equipment
- Power steering

EXTERIOR

- Recovery hooks, front and rear
- Intermittent front windshield wipers
- Identification and clearance marker lamps, front and rear
- Power-folding, heated rearview mirrors with memory
- LT315/70R17 all-terrain touring tires
- Aluminum wheels
- Luggage rack side rails
- Rear liftgate with wiper/washer, defogger

INTERIOR

- Front reclining heated bucket seats with 8-way power, 4-way lumbar and driver memory
- 2nd-row 60/40 split-folding, heated seat
- Leather seating surfaces
- Floor console with rear audio controls
- Dual-zone automatic climate control
- Cruise control
- Programmable power door locks
- Driver Information Center
- 6 auxiliary power outlets
- Universal Home Remote
- Remote Keyless Entry
- Mirror with compass and outside temperature
- Tilt adjustable steering column
- Visors with extensions and illuminated mirrors
- Power windows including Midgate glass
- AM/FM stereo with CD/cassette, Bose speaker system, rear audio controls, steering wheel-mounted controls

SELECTED OPTIONAL FEATURES

- Air springs suspension
- 3rd-row folding, removable, single-passenger seat
- Power sunroof
- Audio: 6-disc changer, touch-screen navigation, XM Satellite Radio³

MODEL AVAILABILITY

	Full-Size Sport Utility
4WD	RN25706

SPECIFICATIONS (in. unless otherwise stated)

Wheelbase	122.8
Length	189.8
Width	81.2
Height	79.2
Seating (max.)	2/3/1
Head room	40.5/39.7/38.8
Shoulder room	66.4/66.3/41.4
Leg room	41.3/38.6/27.3
Max. cargo vol. ⁴ (cu. ft.)	86.6
Fuel capacity (gal.)	32
Max. towing capacity ⁷ (lb.)	6700
Ground clearance	9.9

11U Pewter Metallic

18U Desert Sand

41U Black


43U Yellow

46U Slate Blue Metallic

49U Twilight Maroon Metallic

50U White

EXTERIOR BODY PAINT COLORS



For more information, go to:
www.gmfleet.com

NEW FOR 2006

- Carryover standard and optional features
- 4-year/50,000-mile limited warranty

ASSEMBLY PLANT:
Mishawaka, Indiana, USA



SELECTED STANDARD FEATURES

SAFETY AND SECURITY

- Driver and front passenger frontal air bags¹
- Rear door child security door locks
- OnStar 1-year Safe & Sound Service²
- PASSlock theft-deterrent system
- Daytime Running Lamps and automatic lamp control

MECHANICAL

- 4-wheel drive
- Vortec 6000 V8 with 325 hp
- 4-speed automatic transmission
- Electronic shift transfer case
- Driver selectable rear locking differential
- Single wheel traction control system
- 4-wheel disc brakes with 4-wheel/4-channel antilock brake system
- Independent front and multi-link rear suspension
- Trailering equipment
- Power steering

EXTERIOR

- Recovery hooks, front and rear
- Intermittent front windshield wipers
- Identification and clearance marker lamps, front and rear
- Luggage rack side rails
- Power sunroof
- Power, power-folding, heated rearview mirrors with memory
- LT315/70R17 all-terrain touring tires
- Aluminum wheels
- Rear cargo bed with tailgate — expandable with use of Midgate

INTERIOR

- Front reclining heated bucket seats with 8-way power, 4-way lumbar and driver memory
- 2nd-row 60/40 split-folding, heated bench seat

Leather seating surfaces

- Full-folding Midgate with power window
- Floor console with rear seat audio controls
- Dual-zone automatic climate control
- Cruise control
- Programmable power door locks
- Driver Information Center
- 6 auxiliary power outlets
- Universal Home Remote
- Remote Keyless Entry
- Mirror with compass and outside temperature
- Tilt adjustable steering column
- Visors with extensions and illuminated mirrors
- Power windows
- AM/FM stereo with CD/cassette, Bose speaker system, rear audio controls, steering wheel-mounted controls

SELECTED OPTIONAL FEATURES

- Air springs suspension
- Audio options: 6-disc changer, touch-screen navigation, XM Satellite Radio³

MODEL AVAILABILITY

	Full-Size Sport Utility Truck
4WD	RN25736

SPECIFICATIONS (in. unless otherwise stated)

Wheelbase	122.7
Length	203.6
Width	81.2
Height	79.2
Seating f/r (max.)	2/3
Head room f/r	40.5/39.7
Shoulder room f/r	66.4/66.3
Leg room f/r	41.3/38.6
Inside box length	— Midgate up 33.7
	— Midgate down 72.2
Inside box width (between wheel housings)	47.3
Max. cargo vol. ⁴ (cu. ft.)	— Midgate up 22.0
	— Midgate down 52.7
Fuel capacity (gal.)	32
Max. towing capacity ⁷ (lb.)	6500
Ground clearance	9.9

For detailed notes 1 through 9, see inside back cover.

11U Pewter Metallic

18U Desert Sand

41U Black

43U Yellow

46U Slate Blue Metallic

49U Twilight Maroon Metallic

50U White

EXTERIOR BODY PAINT COLORS



For more information, go to:
www.gmfleet.com

HUMMER H3



SELECTED STANDARD FEATURES

SAFETY AND SECURITY

- Dual-stage front air bags with Passenger Sensing System¹
- StabiliTrak (included with automatic transmission)
- OnStar 1-year Safe & Sound Service² (delete available for fleet)
- PASSlock II theft-deterrent systems
- Daytime Running Lamps and automatic lamp control
- Tire Pressure Monitor

MECHANICAL

- Full-time 4-wheel drive
- 3.5L DOHC I-5 engine with 220 hp
- 5-speed manual transmission
- 4-wheel antilock, 4-wheel disc brakes with unique calibration for 4Lo
- 4.56:1 axle ratio
- Skid Plate Package
- Single-wheel, full-function traction control system
- Power rack-and-pinion steering
- Heavy-duty battery with rundown protection

EXTERIOR

- HUMMER 7-slot grille
- Recovery hooks — 2 front, 1 rear
- Front and rear wiper/washer
- Fog lamps
- Foldaway, power rearview mirrors
- P265/75R16 all-terrain tires
- Aluminum wheels
- Luggage rack side rails
- Rear-window defogger
- Rear cargo area with Tufloor rubberized flooring
- Rear swing-out gate with lower assist strut
- Full-size gate-mounted spare tire

INTERIOR

- Front reclining bucket seats with driver manual lumbar control
- 60/40 split-folding rear seat
- 5 assist handles
- Floor console
- Cruise control
- Air conditioning
- Electrochromic mirror with compass and outside temperature
- Power door locks
- 3 power outlets
- Remote Keyless Entry
- Tilt adjustable steering column
- Power windows
- AM/FM stereo with CD



SELECTED OPTIONAL FEATURES

- Off-Road Adventure Package
- Head-curtain side air bags with rollover sensor
- 4-speed automatic transmission
- Driver selectable rear locking differential
- LT285/75R16 on/off-road tires
- Trailing equipment
- Chrome Accessory Package
- Cargo cover
- Seat options: leather seating surfaces, 8-way power driver and front passenger seat, heated front seats
- Universal Home Remote
- Large, power sunroof
- Audio options: 6-disc changer, MP3 player, Monsoon premium speakers, XM Satellite Radio³

NEW FOR 2006

- HUMMER exterior design
- Accessible and functional
- Unparalleled off-road performance and on-road agility
- Refined interior
- 4-year/50,000-mile limited warranty

ASSEMBLY PLANT:
Shreveport, Louisiana, USA



MODEL AVAILABILITY

	Midsize Sport Utility
4WD	RN15306

SPECIFICATIONS (in. unless otherwise stated)

Wheelbase	111.9
Length	186.7
Width	74.7
Height	73.7
Seating (max.)	2/3
Head room (f/r)	40.6/39.9
Shoulder room (f/r)	54.4/53.5
Leg room (f/r)	41.9/35.0
Max. cargo vol. ⁴ (cu. ft.)	55.7
Fuel capacity (gal.)	23
Max. towing capacity ⁷ (lb.)	4500 (auto. trans.)
Minimum ground clearance	9.1

31U Shadow Green Metallic

41U Black

43U Yellow

50U Birch White

59U Boulder Gray Metallic

74U Victory Red

EXTERIOR BODY PAINT COLORS



The Off-Road Adventure Package includes a rear locking differential (shown), on/off-road tires, button-actuated 4:1 transfer case and specially tuned shock absorbers.



For detailed notes 1 through 9, see inside back cover.

For more information, go to:
www.gmfleet.com

PONTIAC TORRENT



SELECTED STANDARD FEATURES

SAFETY AND SECURITY

- Dual-stage front air bags¹
- 3-point safety belts, all positions
- Rear door child security locks
- LATCH system for child safety seats
- PASSlock and content theft-deterrent systems
- Daytime Running Lamps and automatic lamp control

MECHANICAL

- Front- or all-wheel drive
- 3.4L 3400 V6 with 185 hp
- 5-speed automatic transmission
- Automatic on-demand all-wheel drive (AWD)
- Front disc/rear drum brakes
- 4-wheel independent suspension
- Speed-sensitive, variable-effort electric power steering
- Maintenance-free battery with rundown protection

EXTERIOR

- Intermittent front windshield wipers
- Fog lamps
- Folding, power rearview mirrors
- P235/65R16 all-season tires
- Cast aluminum wheels
- Luggage rack side rails
- Rear liftgate with defogger and wiper/washer
- Rear integrated spoiler

INTERIOR

- Front reclining bucket seats with flat-folding passenger seat
- Multiflex sliding, reclining and folding 60/40 split rear seat
- Floor console with armrest and storage
- Full instrumentation including tachometer
- Air conditioning
- Power programmable door locks
- Remote Keyless Entry
- Tilt adjustable steering column
- Power windows
- AM/FM stereo with CD
- 3 power outlets

SELECTED OPTIONAL FEATURES

- Side-impact head-curtain air bags¹
- 4-wheel antilock brakes (std. on AWD)
- Traction Control
- Trailering equipment
- Luggage rack crossbars
- 17-in. aluminum wheels
- Seat options: driver's seat 6-way power, manual lumbar adjuster, leather seating surfaces, heated seats
- Cruise control
- OnStar 1-year Safe & Sound service²
- Rear cargo panel, height-adjustable for security cover or table
- Power sunroof
- Audio options: 6-disc changer, MP3 player, premium speaker system, XM Satellite Radio,³ steering wheel controls





NEW FOR 2006

- Car-like agility with SUV capability and versatility
- Adjustable rear seat
- Configurable interior and cargo area
- Unmistakable Pontiac front-end appearance

ASSEMBLY PLANT:
Ingersoll, Ontario, Canada



MODEL AVAILABILITY

	Compact Sport Utility
FWD	2LF26
AWD	2LG26

SPECIFICATIONS (in. unless otherwise stated)

Wheelbase	112.5
Length	188.8
Width	71.4
Height	69.3
Seating (max.)	2/3
Head room	40.9/40.1
Shoulder room	55.7/55.9
Leg room	41.2/40.2
Max. cargo vol. ⁴ (cu. ft.)	68.6
Fuel capacity (gal.)	17
Max. towing capacity ⁷ (lb.)	3500

15U Sedona Beige Metallic

18U Silver Alloy Metallic

19U Black

21U Blue Streak Metallic

36U Crystal Lake

46U Stealth Gray Metallic

64U Fever Red Metallic

71U Purple Haze Metallic

96U Bright White

EXTERIOR BODY PAINT COLORS



Multiflex sliding, reclining and folding 60/40 split rear seat is standard on Pontiac Torrent.



For detailed notes 1 through 9,
see inside back cover.

For more information, go to:
www.gmfleet.com



SELECTED STANDARD FEATURES

SAFETY AND SECURITY

- Dual-stage front air bags with Passenger Sensing System¹
- Side curtain air bags with rollover sensor¹
- StabiliTrak
- OnStar 1-year Safe & Sound Service²
- Passive and content theft-deterrent systems
- Daytime Running Lamps and automatic lamp control

MECHANICAL

- 4.2i DOHC L6 engine with 290 hp
- 5.3i V8 engine with 300 hp and Displacement on Demand
- 4-speed automatic transmission
- Automatic all-wheel drive
- 4-wheel antilock, 4-wheel disc brakes
- Electronic Brakeforce Distribution
- Limited slip rear differential
- Independent front and 5-link load-leveling air-spring rear suspension
- Power rack-and-pinion steering

- Battery with rundown protection
- Trailing package
- 3-year/36,000-mile no-charge scheduled maintenance, whichever occurs first

EXTERIOR

- Unique Saab styling
- Xenon headlamps with high-pressure washers (V8)
- Front fog lamps
- Power, heated rearview mirrors with turn signals
- 18-in. alloy wheels with all-season tires
- Roof rails
- Rear liftgate with liftglass, wiper/washer

INTERIOR

- Laminated windshield and front door glass add to quietness
- Front reclining bucket seats with 8-way power, leather seating surfaces, heated
- 60/40 split-folding rear seat
- Floor console with ignition
- Driver Information Center

SELECTED OPTIONAL FEATURES

- Dual zone automatic climate control
- Cruise control
- HomeLink
- Mirror with compass
- Power programmable door locks
- Remote Keyless Entry
- Tilt adjustable steering column
- Power adjustable pedals (V8)
- Power windows
- Power moonroof
- Rear cargo convenience net, reversible cargo mat and retractable cargo shade
- AM/FM stereo with 6-disc CD changer, Bose speaker system, XM Satellite Radio,³ steering wheel controls

- Rear seat DVD entertainment system
- DVD-based Navigation System
- Prestige Package





NEW FOR 2006

- 290 horsepower on the 4.2i L6 engine
- Displacement on Demand for 5.3i V8
- StabiliTrak
- Available DVD-based Navigation System
- 3 additional colors

ASSEMBLY PLANT:
Moraine, Ohio

Titanium Silver Metallic

Obsidian Black

Ocean Blue Metallic

Graphite Gray Metallic

Winter White

Lingonberry Red Metallic


EXTERIOR BODY PAINT COLORS

MODEL AVAILABILITY

	Midsize Sport Utility
AWD L6	725
AWD V8	755

SPECIFICATIONS (in. unless otherwise stated)

Wheelbase	113.0
Length	193.2
Width	75.4
Height	68.5
Seating (max.)	2/3
Head room	40.2/39.6
Shoulder room	58.5/58.5
Leg room	41.4/37.1
Max. cargo vol. ⁴ (cu. ft.)	80.1
Fuel capacity (gal.)	22
Max. towing capacity ⁷ (lb.)	6500



For detailed notes 1 through 9,
see inside back cover.

For more information, go to:
www.gmfleet.com



NEW FOR 2006

- Power Package items are standard
- OnStar standard
- Passenger Sensing System standard

ASSEMBLY PLANT:
Spring Hill, Tennessee, USA

13U Silver Nickel

32U Cypress Green

41U Black Onyx

50U Polar White

55U Fusion Orange

74U Chili Pepper Red

91U Pacific Blue

EXTERIOR BODY PAINT COLORS



SELECTED STANDARD FEATURES

SAFETY AND SECURITY

- Dual-stage front air bags with Passenger Sensing System¹
- LATCH attachments for child safety seats
- OnStar 1-year Safe & Sound service²
- Engine-immobilizing theft-deterrent system
- Daytime Running Lamps and automatic headlights

MECHANICAL

- Front- or all-wheel drive
- 2.2L DOHC Ecotec 4-cyl. engine with 143 hp
- 3.5L SOHC V6 with 250 hp
- 5-speed manual transmission (4-cyl. only)
- Power front disc/rear drum brakes
- 4-wheel independent suspension
- Electric power steering
- Maintenance-free battery with rundown protection

EXTERIOR

- Intermittent front windshield wipers
- Dent/corrosion-resistant polymer bodyside panels
- Folding rearview mirrors
- P215/70R16 all-season tires
- 16-in. steel wheels with wheel covers
- Integrated roof rails
- Rear liftgate with wiper/washer

INTERIOR

- Front reclining bucket seats with armrests and fold-flat passenger seatback
- 70/30 split-folding, reclining rear seatbacks
- Center console
- Power windows
- Remote Keyless Entry
- Cruise control
- Power programmable door locks
- Auto-dimming mirror with compass and outdoor temperature
- Air conditioning with dust and pollen feature
- Height-adjustable steering column
- AM/FM stereo with CD
- Rear cargo organizer

SELECTED OPTIONAL FEATURES

- Red Line Package (V6)
- Head-curtain side air bags¹
- Fog lamps (V6)
- 4- and 5-speed automatic transmissions
- 4-wheel antilock brakes
- Traction control (FWD)
- 16-in., 17-in. and 18-in. alloy wheels
- Chrome luggage rails
- Leather-appointed seats
- Comfort Package includes 6-way power driver's seat with adjustable lumbar and heated front seats
- Power sunroof
- Audio options: MP3 player, 6-disc CD changer, Saturn Advanced Audio System, XM Satellite Radio,³ rear seat DVD entertainment center

MODEL AVAILABILITY

	Sport Utility Vehicle
FWD, 4-cyl., manual trans.	ZLK26
FWD, 4-cyl., auto. trans.	ZLM26
FWD, V6, auto. trans.	ZLU26
AWD, V6, auto. trans.	ZLN26

SPECIFICATIONS (in. unless otherwise stated)

Wheelbase	106.6
Length	181.3
Width	71.5
Height	66.5
Seating (max.)	2/3
Head room	40.4/40.3
Shoulder room	55.4/55.3
Leg room	41.2/36.8
Max. cargo vol. ⁴ (cu. ft.)	63.8
Fuel capacity (gal.)	16
Max. towing capacity ⁵ (lb.)	3500



For more information, go to:
www.gmfleet.com



NEW FOR 2006

- Comfort and Convenience Package and Driver Confidence Package available
- 3.9L 3900 V6 engine available

ASSEMBLY PLANT:
Doraville, Georgia, USA

SELECTED STANDARD FEATURES

SAFETY AND SECURITY

- Dual-stage front air bags with Passenger Sensing System¹
- OnStar 1 year Safe & Sound service² (fleet delete avail.)
- StabiliTrak (FWD)
- PASS-Key III theft-deterrent system
- Daytime Running Lamps and automatic lamp control

MECHANICAL

- 3.5L 3500 V6 with 200 hp
- 4-speed automatic transmission
- Automatic transfer case (AWD)
- All-speed traction control (FWD)
- 4-wheel disc brakes with antilock system
- 4-wheel independent suspension
- Automatic level control
- Power rack-and-pinion steering
- Maintenance-free battery with rundown protection

EXTERIOR

- Intermittent front windshield wipers
- Folding, power, heated rearview mirrors
- P225/60R17 all-season tires
- Luggage rack side rails
- Rear liftgate with wiper/washer

INTERIOR

- 7-passenger seating
- Front reclining bucket seats with 6-way driver power, leather-appointed with cloth inserts
- 2nd-row reclining, removable Captain's chairs
- 3rd-row 50/50 split-folding bench seat
- Side-folding front seat utility tray
- Driver Information Center
- Dual-zone climate control
- Cruise control
- Overhead rail system
- Power programmable door locks
- Remote Keyless Entry
- Tilt adjustable steering column
- Power windows
- AM/FM stereo with CD/MP3
- Rear seat DVD entertainment center

SELECTED OPTIONAL FEATURES

- Side-impact air bags, 1st- and 2nd-row outboard passengers
- Content theft alarm
- Ultrasonic Rear Parking Assist
- 3.9L 3900 V6 with 240 hp
- Power sliding side doors
- Remote Vehicle Starter
- Mobility Prep Package
- Aluminum wheels
- Auxiliary rear air conditioning
- Universal Home Remote
- Cargo convenience center
- Power rear quarter vent windows
- Audio options: 6-disc changer, touchscreen navigation, XM Satellite Radio,³ Mobile Digital Media Player, steering wheel-mounted controls

MODEL AVAILABILITY

	Crossover Sport Van
Terraza FWD	4U12216
Terraza AWD	4X12216

SPECIFICATIONS (in. unless otherwise stated)

Wheelbase	121.1
Length	205.0
Width	75.2
Height	72.0
Seating (max.)	2/2/3
Head room	39.8/38.9/38.1
Shoulder room	59.9/61.2/48.6
Leg room	39.9/38.9/36.2
Max. cargo vol. ⁴ (cu. ft.)	136.5
Fuel capacity (gal.)	25
Max. towing capacity ⁷ (lb.)	3500

15U Cashmere Metallic

25U Ming Blue Metallic

38U Emerald Green Metallic

46U Slatestone Metallic

49U Dark Garnet Metallic

50U Frost White

53U Sandstone Metallic

67U Platinum Metallic

EXTERIOR BODY PAINT COLORS



CHEVROLET EXPRESS PASSENGER VAN



ASSEMBLY PLANT:
Wentzville, Missouri, USA

SELECTED STANDARD FEATURES

SAFETY AND SECURITY

- Frontal air bags¹
- StabiliTrak (3500 only)
- PASSlock theft-deterrent system
- Daytime Running Lamps

MECHANICAL

- Vortec 4300 V6 with 195 hp (1500 RWD)
- Vortec 5300 V8 with 295 hp (1500 AWD)
- Vortec 6000 V8 with 300 hp (3500)
- Oil Life Monitor
- 4-speed automatic transmission includes Tow/Haul mode with selector on instrument panel
- Independent front suspension
- 4-wheel disc brakes with antilock system and Dynamic Rear Proportioning
- Power steering
- Maintenance-free battery with rundown protection

EXTERIOR

- Front and rear bumpers include step pad
- Front halogen headlamps
- Intermittent front windshield wipers
- Folding rearview mirrors
- Swing-out 60/40 passenger side doors
- Swing-out side windows
- Swing-out rear doors
- Stainless steel exhaust system

INTERIOR

- 8-passenger seating on 1500 or 12-passenger seating on 3500
- Front reclining bucket seats
- 3-seat 2nd-row, 3-seat 3rd-row and 4-seat 4th-row bench seats
- Console with storage, 2 power outlets and 3 cupholders
- Front passenger assist handle
- Air conditioning
- Side window defogger

SELECTED OPTIONAL FEATURES

- Rear locking differential
- Trailering equipment
- Swing-out 60/40 driver side door
- Sliding passenger side door
- Outside mirror options: heated, power, turn signals
- Seating options: driver and front passenger power adjustment, 8- and 15-passenger seating
- Cruise control
- Tilt adjustable steering column
- Power windows
- Power door locks
- Remote Keyless Entry
- Aluminum wheels
- Rear air conditioning/heater
- Rear window defogger
- Audio options: AM/FM stereo, CD player, cassette player, 6-disc CD changer

MODEL AVAILABILITY

	Regular Wheelbase	Extended Wheelbase
G1500 RWD	CG13406	—
G1500 AWD	CH13406	—
G3500 RWD	CG33406	CG33706

SPECIFICATIONS (in. unless otherwise stated)

Wheelbase	135.0	155.0
Length	224.1	244.1
Width	79.4	79.4
Height	81.6	82.0
Seating (max.)	2/3/3/4	2/3/3/3/4
Head room	40.2/38.5/38.1/38.1/38.1	
Shoulder room	68.8/68.9/63.5/68.3/62.7	
Leg room	41.3/34.8/37.6/39.8/36.4	
Max. cargo vol. ⁴ (cu. ft.)	217.3	252.6
Fuel capacity (gal.)	31	31
Max towing capacity ⁷ (lb.)	6300	9700

15U Sandstone Metallic

16U Graystone Metallic

25U Dark Blue Metallic

41U Black

47U Dark Green Metallic

50U Summit White

59U Silver Birch Metallic

63U Sport Red Metallic

74U Victory Red

EXTERIOR BODY PAINT COLORS



For more information, go to:
www.gmfleet.com

CHEVROLET UPLANDER



NEW FOR 2006

- Regular wheelbase model
- 3.9L 3900 V6 engine available

ASSEMBLY PLANT:
Doraville, Georgia, USA

SELECTED STANDARD FEATURES

SAFETY AND SECURITY

- Dual-stage front air bags with Passenger Sensing System¹
- OnStar 1 year Safe & Sound service² (fleet delete avail.)
- PASS-Key III theft-deterrent system
- Daytime Running Lamps and automatic lamp control

MECHANICAL

- 3.5L 3500 V6 with 200 hp
- 4-speed automatic transmission
- Automatic transfer case (AWD)
- 4-wheel disc brakes with antilock system
- 4-wheel independent suspension
- Power rack-and-pinion steering
- Maintenance-free battery with rundown protection

EXTERIOR

- Intermittent front windshield wipers
- Folding, power rearview mirrors
- P225/60R17 all-season tires
- Rear liftgate

INTERIOR

- 7-passenger seating
- Front reclining bucket seats
- 2nd-row reclining, removable bucket seats
- 3rd-row 50/50 split-folding bench seat (fleet delete avail.)
- Air conditioning
- Power programmable door locks
- Tilt adjustable steering column
- Power windows
- AM/FM stereo with CD/MP3

SELECTED OPTIONAL FEATURES

- Side-impact air bags, 1st- and 2nd-row outboard passengers or driver and front passenger
- Ultrasonic Rear Parking Assist
- Automatic level control
- 3.9L 3900 V6 with 240 hp
- StabiliTrak (FWD)
- All-speed traction control (FWD)
- Power sliding side doors
- Luggage rack side rails
- 2nd-row Captain's chairs, power adjustment, heated, leather seating surfaces
- Side-folding front seat utility tray
- Driver Information Center
- Cruise control
- Remote Keyless Entry
- Remote Vehicle Starter
- Mobility Prep Package
- Aluminum wheels
- Auxiliary rear air conditioning
- Universal Home Remote
- Cargo convenience center
- Power rear quarter vent windows
- Audio options: 6-disc changer, XM Satellite Radio,³ Mobile Digital Media Player, steering wheel-mounted controls

MODEL AVAILABILITY

	Crossover Sport Van	
	Regular Wheelbase	Extended Wheelbase
Uplander FWD	CU11416	—
Uplander FWD	—	CU12216
Uplander AWD	—	CX12216

SPECIFICATIONS (in. unless otherwise stated)

	Regular Wheelbase	Extended Wheelbase
Wheelbase	112.9	121.1
Length	190.9	204.3
Width	85.7	85.7
Height	70.5	72.0
Seating (max.)	2/2/3	2/2/3
Head room	39.8/38.9/37.9	39.8/38.9/38.2
Shoulder room	59.9/62.0/60.1	59.9/61.2/48.6
Leg room	39.9/37.5/34.2	39.9/38.9/36.2
Max. cargo vol. ⁴ (cu. ft.)	120.0	136.5
Fuel capacity (gal.)	20	25
Max. towing capacity ⁷ (lb.)	3500	3500

15U Sandstone Metallic

25U Dark Blue Metallic

38U Emerald Jewel Metallic

46U Blue Granite Metallic

49U Bordeaux Red Metallic

50U Summit White

53U Amber Bronze Metallic

67U Silverstone Metallic

EXTERIOR BODY PAINT COLORS



For more information, go to:
www.gmfleet.com



ASSEMBLY PLANT:
Wentzville, Missouri, USA

SELECTED STANDARD FEATURES

SAFETY AND SECURITY

- Frontal air bags¹
- StabiliTrak (3500 only)
- PASSlock theft-deterrent system
- Daytime Running Lamps

MECHANICAL

- Vortec 4300 V6 with 195 hp (1500 RWD)
- Vortec 5300 V8 with 295 hp (1500 AWD)
- Vortec 6000 V8 with 300 hp (3500)
- Oil Life Monitor
- 4-speed automatic transmission includes Tow/Haul mode with selector on instrument panel
- Independent front suspension
- 4-wheel disc brakes with antilock system and Dynamic Rear Proportioning
- Power steering
- Maintenance-free battery with rundown protection

EXTERIOR

- Front and rear bumpers include step pad
- Front halogen headlamps
- Intermittent front windshield wipers
- Folding rearview mirrors
- Swing-out 60/40 passenger-side doors
- Swing-out side windows
- Swing-out rear doors
- Stainless steel exhaust system

INTERIOR

- 8-passenger seating on 1500 or 12-passenger seating on 3500
- Front reclining bucket seats
- 3-seat 2nd-row, 3-seat 3rd-row and 4-seat 4th-row bench seats
- Console with storage, 2 power outlets and 3 cupholders
- Front passenger assist handle
- Air conditioning
- Side window defogger

SELECTED OPTIONAL FEATURES

- Rear locking differential
- Trailering equipment
- Swing-out 60/40 driver-side door
- Sliding passenger-side door
- Outside mirror options: heated, power, turn signals
- Rear window defogger
- Seating options: driver and front passenger power adjustment, 8- and 15-passenger seating
- Cruise control
- Tilt adjustable steering column
- Power windows
- Power door locks
- Remote Keyless Entry
- Aluminum wheels
- Rear air conditioning/heater
- Rear window defogger
- Audio options: AM/FM stereo, CD player, cassette player, 6-disc CD changer

MODEL AVAILABILITY

	Full-Size Van	
	Regular Wheelbase	Extended Wheelbase
G1500 RWD	TG13406	—
G1500 AWD	TH13406	—
G3500 RWD	TG33406	TG33706

SPECIFICATIONS (in. unless otherwise stated)

Wheelbase	135.0	155.0
Length	224.1	244.1
Width	79.4	79.4
Height	81.6	82.0
Seating (max.)	2/3/3/4	2/3/3/3/4
Head room	40.2/38.5/38.6/38.1/38.1	
Shoulder room	68.8/68.9/63.5/68.3/62.7	
Leg room	41.3/34.8/37.6/39.8/36.4	
Max. cargo vol. ⁴ (cu. ft.)	217.3	252.6
Fuel capacity (gal.)	31	31
Max towing capacity ⁷ (lb.)	6300	9700

15U Sand Beige Metallic

16U Steel Gray Metallic

25U Deep Blue Metallic

41U Onyx Black

47U Polo Green Metallic

50U Summit White

59U Silver Birch Metallic

63U Sport Red Metallic

74U Fire Red

EXTERIOR BODY PAINT COLORS



For more information, go to:
www.gmfleet.com



NEW FOR 2006

- Security Package and Sport Package available
- 3.9L 3900 V6 engine available
- Side-impact air bags for 1st- and 2nd-row outboard passengers

ASSEMBLY PLANT:
Doraville, Georgia, USA

SELECTED STANDARD FEATURES

SAFETY AND SECURITY

- Dual-stage front air bags with Passenger Sensing System¹
- OnStar 1 year Safe & Sound service² (fleet delete avail.)
- PASS-Key III theft-deterrent system
- Daytime Running Lamps and automatic lamp control

MECHANICAL

- 3.5L 3500 V6 with 200 hp
- 4-speed automatic transmission
- Automatic transfer case (AWD)
- 4-wheel disc brakes with antilock system
- 4-wheel independent suspension
- Power rack-and-pinion steering
- Maintenance-free battery with rundown protection

EXTERIOR

- Intermittent front windshield wipers
- Folding, power rearview mirrors
- P225/60R17 all-season tires
- Luggage rack side rails
- Rear liftgate

INTERIOR

- 7-passenger seating
- Front reclining bucket seats
- 2nd-row reclining, removable bucket seats
- 3rd-row 50/50 split-folding bench seat
- Air conditioning
- Cruise control
- Overhead rail system (fleet delete avail.)
- Power programmable door locks
- Remote Keyless Entry
- Tilt adjustable steering column
- Power windows including rear quarter vent windows
- AM/FM stereo with CD/MP3
- Rear seat DVD entertainment center
- Rear cargo net

SELECTED OPTIONAL FEATURES

- Side-impact air bags,¹ 1st- and 2nd-row outboard passengers or driver and front seat passenger
- Content theft alarm
- 3.9L 3900 V6 with 240 hp
- StabiliTrak (FWD)
- Automatic level control
- All-speed traction control (FWD)
- Ultrasonic Rear Parking Assist
- Power sliding side doors
- Remote Vehicle Starter
- Mobility Prep Package
- Aluminum wheels
- 2nd-row Captain's chairs, power adjustment, leather seating surfaces
- Driver Information Center
- Side-folding front seat utility tray
- Auxiliary rear air conditioning
- Universal Home Remote
- Cargo convenience center
- Audio options: 6-disc changer, XM Satellite Radio,³ Mobile Digital Media Player, steering wheel-mounted controls

15U Sedona Beige Metallic

25U Dark Blue Metallic

38U Emerald Green Metallic

46U Stealth Gray Metallic

49U Cranberry Red Metallic

50U Summit White

53U Bronzestone Metallic

67U Liquid Silver Metallic

EXTERIOR BODY PAINT COLORS

MODEL AVAILABILITY

	Crossover Sport Van
Montana SV6 FWD	2U12216
Montana SV6 AWD	2X12216

SPECIFICATIONS (in. unless otherwise stated)

Wheelbase	121.1
Length	205.6
Width	85.7
Height	72.0
Seating (max.)	2/2/3
Head room	39.8/38.9/38.1
Shoulder room	59.9/61.2/48.6
Leg room	39.9/38.9/36.2
Max. cargo vol. ⁴ (cu. ft.)	136.5
Fuel capacity (gal.)	25
Max. towing capacity ⁷ (lb.)	3500





NEW FOR 2006

- 2nd-row side impact air bags available¹
- Navigation radio available
- 3.9L 3900 V6 engine available

ASSEMBLY PLANT:
Doraville, Georgia, USA

SELECTED STANDARD FEATURES

SAFETY AND SECURITY

- Dual-stage front air bags with Passenger Sensing System¹
- Rear child security door locks
- OnStar 1-year Safe & Sound service²
- PASS-Key III theft-deterrent system
- Daytime Running Lamps and automatic lamp control

MECHANICAL

- Front- or all-wheel drive
- 3.5L 3500 V6 with 200 hp
- 4-speed automatic transmission
- 4-wheel disc brakes with antilock system
- 4-wheel independent suspension
- Power rack-and-pinion steering
- Maintenance-free battery with rundown protection

EXTERIOR

- Intermittent front windshield wipers
- Folding, power heated rearview mirrors
- P225/60R17 all-season tires
- Rear liftgate with wiper/washer and defogger

INTERIOR

- 7-passenger seating
- 1st-row reclining bucket seats, folding utility tray
- 2nd-row reclining, removable bucket seats
- 3rd-row 50/50 split-folding bench seat
- Driver Information Center
- Air conditioning with dust and pollen filter
- Cruise control
- Remote Keyless Entry
- Power programmable door locks
- Tilt adjustable steering column
- Power windows
- Overhead rail system
- AM/FM stereo with CD/MP3, rear seat controls
- Rear seat DVD entertainment center

SELECTED OPTIONAL FEATURES

- Side-impact air bags for driver and front¹ passenger or for 1st- and 2nd-row outboard passengers¹
- Ultrasonic Rear Parking Assist
- Automatic level control
- 3.9L 3900 V6 with 240 hp
- StabiliTrak (FWD)
- All-speed traction control (FWD)
- Trailing provisions
- Power sliding side doors
- Luggage rack side rails
- 2nd-row Captain's chairs (NA with power or heat)
- Seat options: power adjustment, heated, 1st-row leather seating surfaces
- Remote Start
- Aluminum wheels (std. RELAY•3)
- Auxiliary rear air conditioning (opt. RELAY•2, std. RELAY•3)
- Universal Home Remote
- Power rear quarter vent windows (opt. RELAY•2, std. RELAY•3)
- Audio options: 6-disc changer, MP3, XM Satellite Radio,³ Navigation Radio, steering wheel-mounted controls

15U Golden Cashmere

25U Midnight Blue Metallic

38U Forest Green Metallic

46U Coastal Gray Metallic

49U Black Cherry

50U Polar White

53U Bronzed Pewter Metallic

67U Silver Pearl Metallic

EXTERIOR BODY PAINT COLORS

MODEL AVAILABILITY

	Crossover Sport Van
RELAY FWD	U12216
RELAY AWD	X12216

SPECIFICATIONS (in. unless otherwise stated)

Wheelbase	121.1
Length	204.9
Width	72.0
Height	68.6
Seating (max.)	2/2/3
Head room	39.9/38.9/38.1
Shoulder room	59.9/61.2/48.6
Leg room	39.9/38.9/36.2
Max. cargo vol. ⁴ (cu. ft.)	136.5
Fuel capacity (gal.)	25
Max. towing capacity ⁷ (lb.)	3500



For more information, go to:
www.gmfleet.com

CHEVROLET EXPRESS CARGO VAN



NEW FOR 2006

- Duramax 6600 Turbo Diesel V8 available on 2500 and 3500
- Fuel-operated heater option
- Passenger-side air bag deactivation switch
- Ambulance and Hotel Shuttle Packages
- 7300 lb. GVWR⁵ (C6A) not available

ASSEMBLY PLANT:
Wentzville, Missouri, USA

15U Sandstone Metallic

16U Graystone Metallic

25U Dark Blue Metallic

41U Black

47U Dark Green Metallic

50U Summit White

59U Silver Birch Metallic

63U Sport Red Metallic

74U Victory Red

EXTERIOR BODY PAINT COLORS

SELECTED STANDARD FEATURES

SAFETY AND SECURITY

- Frontal air bags¹ with passenger-side deactivation switch (passenger-side delete avail.)
- PASSlock theft-deterrent system
- Daytime Running Lamps

MECHANICAL

- Vortec 4300 V6 with 195 hp (1500 RWD)
- Vortec 4800 V8 with 285 hp (2500, 3500)
- Vortec 5300 V8 with 295 hp (1500 AWD)
- Oil Life Monitor
- 4-speed automatic transmission
- Independent front suspension
- 4-wheel disc brakes with antilock system
- Power steering

EXTERIOR

- Intermittent front windshield wipers
- Swing-out 60/40 passenger-side doors
- Swing-out rear doors
- Folding rearview mirrors
- Stainless steel exhaust system

INTERIOR

- Front high-back, reclining bucket seats (driver only avail.)
- Console with storage, 3 cupholders, 2 power outlets
- Front passenger assist handle
- Air conditioning (delete avail.)

SELECTED OPTIONAL FEATURES

- Express Access remote release side panels, enhanced lighting package
- Vortec 6000 V8 with 300 hp (2500, 3500)
- Duramax 6600 Turbo Diesel V8 with 250 hp (2500, 3500)
- Rear locking differential
- Trailing equipment
- Swing-out 60/40 driver-side door
- Sliding passenger-side door
- Seating options: driver and front passenger power adjustment
- Cruise control
- Tilt adjustable steering column
- GM Business Choice Ufit: commercial customer bin
- Power windows
- Power door locks
- Remote Keyless Entry
- Rear air conditioning/heater
- AM/FM stereo
- CD player

MODEL AVAILABILITY

	Full-Size Cargo Van	
	Regular	Extended
G1500 RWD	CG13405	—
G1500 AWD	CH13405	—
G2500 RWD	CG23405	CG23705
G3500 RWD	CG33405	CG33705

SPECIFICATIONS (in. unless otherwise stated)

Wheelbase	135.0	155.0
Length	224.1	244.1
Width	79.4	79.4
Height	81.6	82.0
Load floor to front seat	127.8	147.8
Inside width	52.7	52.7
Max. cargo vol. ⁴ (cu. ft.)	267.3	316.8
Fuel capacity (gal.)	31	31
Payload ⁶ (lb.)	1998–4130	2084–3915
GVWR ⁵ (lb.)	7200–8600	7200–8600

For detailed notes 1 through 9, see inside back cover.

For more information, go to:
www.gmfleet.com



CHEVROLET EXPRESS CUTAWAY



NEW FOR 2006

- Duramax 6600 Turbo Diesel V8 available
- Passenger-side air bag deactivation switch
- Fuel-operated heater available
- Ambulance Package
- Wide stance outside rearview mirror available

ASSEMBLY PLANT:
Wentzville, Missouri, USA

SELECTED STANDARD FEATURES

SAFETY AND SECURITY

- Frontal air bags¹ with passenger side deactivation switch (passenger-side delete avail.)
- PASSlock theft-deterrent system
- Daytime Running Lamps

MECHANICAL

- Vortec 4800 V8 with 285 hp
- Oil Life Monitor
- 4-speed automatic transmission
- Independent front suspension
- 4-wheel disc brakes with antilock system
- Power steering

EXTERIOR

- Intermittent front windshield wipers
- Front bumper with step pad
- Single or dual rear wheels
- Stainless steel exhaust system

INTERIOR

- Front high-back, reclining bucket seats (driver only avail.)
- Console with storage, 3 cupholders, 2 power outlets
- Front passenger assist handle
- Air conditioning (delete avail.)

SELECTED OPTIONAL FEATURES

- Ambulance, RV, School Bus Packages
- Vortec 6000 V8 with 300 hp
- **Duramax 6600 Turbo Diesel V8 with 250 hp**
- 57-gal. fuel tank
- Rear locking differential
- Trailering equipment
- Outside mirror options: folding, camper-style, heated, wide-stance
- Cruise control
- Tilt adjustable steering column
- Power windows
- Power door locks
- Audio options: AM/FM stereo, CD player, cassette, 6-CD changer

15U Sandstone Metallic

16U Graystone Metallic

25U Dark Blue Metallic

41U Black

47U Dark Green Metallic

50U Summit White

59U Silver Birch Metallic

63U Sport Red Metallic

74U Victory Red

EXTERIOR BODY PAINT COLORS

MODEL AVAILABILITY

	Full-Size Van Cutaway		
	CG33503	CG33803	G33903

SPECIFICATIONS (in. unless otherwise stated)

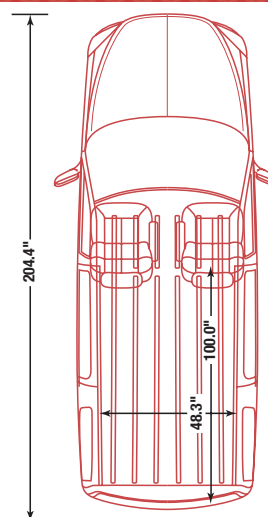
Wheelbase	139	159	177
Length	246.7	266.7	284.8
Width	79.1	79.1	79.1
Height	82.9	82.9	82.9
Head room	40.2	40.2	40.2
Shoulder room	68.8	68.8	68.8
Leg room	41.3	41.3	41.3
Fuel capacity (gal.)	33	33	33

Vehicles shown have been altered or upfitted with equipment supplied by independent suppliers. See Owner Manual for information on alterations and warranties.



For more information, go to:
www.gmfleet.com

CHEVROLET UPLANDER CARGO VAN



ASSEMBLY PLANT:
Doraville, Georgia, USA

SELECTED STANDARD FEATURES

SAFETY AND SECURITY

- Dual-stage front air bags with Passenger Sensing System¹
- PASS-Key III theft-deterrent system
- Daytime Running Lamps and automatic lamp control

MECHANICAL

- 3.5L 3500 V6 with 200 hp
- 4-speed automatic transmission
- 4-wheel disc brakes with antilock system
- 4-wheel independent suspension
- Heavy-duty rear springs
- Power rack-and-pinion steering
- Maintenance-free battery with rundown protection

EXTERIOR

- Intermittent front windshield wipers
- Folding, power rearview mirrors
- Driver- and passenger-side sliding doors
- P225/60R17 all-season tires
- Rear liftgate

INTERIOR

- 3-passenger front crew seat
- Air conditioning
- Power programmable door locks
- Remote Keyless Entry
- Cruise control
- Tilt adjustable steering column
- Power windows
- AM/FM stereo with CD/MP3
- Rear rubber floor covering
- Rear interior trim delete

SELECTED OPTIONAL FEATURES

- Side-impact air bags, driver and front passenger
- Luggage rack side rails
- Intermittent rear wiper/washer
- 2- or 4-passenger seating
- Commercial Business Choice Upfit options: partition package, commercial bin and partition
- 125-amp generator with Climate Package

MODEL AVAILABILITY

	Crossover Sport Van
Uplander FWD	CU12216

SPECIFICATIONS (in. unless otherwise stated)

Wheelbase	121.1
Length	204.3
Width	85.7
Height	72.0
Seating (max.)	3
Head room	39.8
Shoulder room	59.9
Leg room	39.9
Max. cargo vol. ⁴ (cu. ft.)	136.5
Fuel capacity (gal.)	25
Max. towing capacity ⁷ (lb.)	3500
Payload ⁶ (lb.)	1674
GVWR ⁵ (lb.)	5622

15U Standstone Metallic

25U Dark Blue Metallic

38U Emerald Jewel Metallic

46U Blue Granite Metallic

49U Bordeaux Red Metallic

50U Summit White

53U Amber Bronze Metallic

67U Silverstone Metallic

EXTERIOR BODY PAINT COLORS



For more information, go to:
www.gmfleet.com

GMC SAVANA CARGO VAN



NEW FOR 2006

- Duramax 6600 Turbo Diesel V8 available on 2500 and 3500
- Fuel-operated heater option
- Ambulance and Hotel Shuttle Packages available
- 7300 lb. GVWR⁵ not available

ASSEMBLY PLANT:
Wentzville, Missouri, USA

15U Sand Beige Metallic

16U Steel Gray Metallic

25U Deep Blue Metallic

41U Onyx Black

47U Polo Green Metallic

50U Summit White

59U Silver Birch Metallic

63U Sport Red Metallic

74U Fire Red

EXTERIOR BODY PAINT COLORS

SELECTED STANDARD FEATURES

SAFETY AND SECURITY

- Frontal air bags¹ with passenger side deactivation switch (passenger-side delete avail.)
- PASSlock theft-deterrent system
- Daytime Running Lamps

MECHANICAL

- Vortec 4300 V6 with 195 hp (1500 RWD)
- Vortec 4800 V8 with 285 hp (2500, 3500)
- Vortec 5300 V8 with 295 hp (1500 AWD)
- Oil Life Monitor
- 4-speed automatic transmission
- Independent front suspension
- 4-wheel disc brakes with antilock system
- Power steering

EXTERIOR

- Intermittent front windshield wipers
- Swing-out 60/40 passenger-side doors
- Swing-out rear doors
- Folding rearview mirrors
- Stainless steel exhaust system

INTERIOR

- Front high-back, reclining bucket seats (driver only avail.)
- Console with storage, 3 cupholders, 2 power outlets
- Front passenger assist handle
- Air conditioning (delete avail.)

SELECTED OPTIONAL FEATURES

- Savana Pro remote release side panels, enhanced lighting package
- Vortec 6000 V8 with 300 hp (2500, 3500)
- Duramax 6600 Turbo Diesel V8 with 250 hp (2500, 3500)
- Rear locking differential
- Trailering equipment
- Swing-out 60/40 driver-side door
- Sliding passenger-side door
- Seating options: driver and front passenger power adjustment, 8- and 15-passenger seating
- Cruise control
- Tilt adjustable steering column
- GM Business Choice Upfit: commercial customer bin
- Power windows
- Power door locks
- Remote Keyless Entry
- Rear air conditioning/heater
- AM/FM stereo
- CD player

MODEL AVAILABILITY

	Full-Size Cargo Van	
	Regular	Extended
G1500 RWD	TG13405	—
G1500 AWD	TH13405	—
G2500 RWD	TG23405	TG23705
G3500 RWD	TG33405	TG33705

SPECIFICATIONS (in. unless otherwise stated)

Wheelbase	135.0	155.0
Length	224.1	244.1
Width	79.4	79.4
Height	81.6	82.0
Load floor to front seat	127.8	147.8
Inside width	52.7	52.7
Max. cargo vol. ⁴ (cu. ft.)	267.3	316.8
Fuel capacity (gal.)	31	31
Payload ⁶ (lb.)	1998–4130	2084–3915
GVWR ⁵ (lb.)	7200–8600	7200–8600



For more information, go to:
www.gmfleet.com

For detailed notes 1 through 9, see inside back cover.



NEW FOR 2006

- Duramax 6600 Turbo Diesel V8 available on 2500 and 3500
- Fuel-operated heater option
- Ambulance Package available
- Wide stance outside rearview Velvac mirror available

ASSEMBLY PLANT:
Wentzville, Missouri, USA

SELECTED STANDARD FEATURES

SAFETY AND SECURITY

- Frontal air bags¹ with passenger side deactivation switch (passenger-side delete avail.)
- PASSlock theft-deterrent system
- Daytime Running Lamps

MECHANICAL

- Vortec 4800 V8 with 285 hp
- Oil Life Monitor
- 4-speed automatic transmission
- Independent front suspension
- 4-wheel disc brakes with antilock system
- Power steering

EXTERIOR

- Intermittent front windshield wipers
- Front bumper with step pad
- Single or dual rear wheels
- Stainless steel exhaust system

INTERIOR

- Front high-back, reclining bucket seats (driver only avail.)
- Console with storage, 3 cupholders, 2 power outlets
- Front passenger assist handle
- Air conditioning (delete avail.)

SELECTED OPTIONAL FEATURES

- Ambulance, RV, School Bus Packages
- Vortec 6000 V8 with 300 hp
- **Duramax 6600 Turbo Diesel V8 with 250 hp**
- 57-gal. fuel tank
- Rear locking differential
- Trailering equipment
- Outside mirror options: folding, camper-style, heated, wide-stance
- Cruise control
- Tilt adjustable steering column
- Power windows
- Power door locks
- Audio options: AM/FM stereo, CD player, cassette, 6-CD changer

15U Sand Beige Metallic

16U Steel Gray Metallic

25U Deep Blue Metallic

41U Onyx Black

47U Polo Green Metallic

50U Summit White

59U Silver Birch Metallic

63U Sport Red Metallic

74U Fire Red

EXTERIOR BODY PAINT COLORS

MODEL AVAILABILITY

	Full-Size Cutaway Van		
	TG33503	TG33803	TG33903

SPECIFICATIONS (in. unless otherwise stated)

Wheelbase	139	159	177
Length	246.7	266.7	284.8
Width	79.1	79.1	79.1
Height	82.9	82.9	82.9
Head room	40.2	40.2	40.2
Shoulder room	68.8	68.8	68.8
Leg room	41.3	41.3	41.3
Fuel capacity (gal.)	33	33	33

Vehicles shown have been altered or upfitted with equipment supplied by independent suppliers. See Owner Manual for information on alterations and warranties.

CHEVROLET KODIAK C4500/C5500



Vehicles shown have been altered or upfitted with equipment supplied by independent suppliers. See Owner Manual for information on alterations and warranties.

NEW FOR 2006

- 605 lb.-ft. torque with Duramax 6600
- Smoother shifting with Allison Gen IV controls
- 8,000-lb front axle rating for 4x4 models
- Exhaust brake available with 4x4 models

ASSEMBLY PLANT:
Flint, Michigan, USA

SELECTED FEATURES

BODY STYLES

- Regular Cab (1–3 person)
- Crew Cab (1–6 person)
- Cutaway Chassis Cab: Motorhome, Commercial, School and Shuttle Bus

MECHANICAL

- 2-wheel or 4-wheel drive (Regular and Crew Cab)
- Vortec 8100MD V8 available with standard 325 hp/450 lb.-ft. of torque
- Duramax 6600 Diesel Turbocharged V8 available with 300 hp/520 lb.-ft. of torque or 300 hp/605 b.-ft. torque
- Exhaust brake available on 4x4 models
- Standard Allison 1000 HS 5-speed automatic transmission with Gen IV controls. Range of Allison vocational transmissions available
- Allison 2200 HS 5-speed automatic transmission available for the C5500. Other Allison vocational transmissions available
- ZF 6-speed manual transmission available

- 4-channel antilock, 4-wheel disc brakes
- Frame with yield strength up to 80 KSI
- 25, 32, 40, 60 and 80-gallon fuel tanks available
- Front I-beam axle (2WD) with taper-leaf springs and shock absorbers
- New 8,000 lb. front drive axle standard on 4x4 models
- Rear multi-leaf springs are standard with optional shocks
- Taper-leaf springs with shock absorbers available
- Variable ratio power steering

EXTERIOR

- Daytime Running Lamps standard
- Exterior assist handle
- Large cowl-mounted mirrors with fold-away feature
- Electric lighted, heated mirrors, available
- Large secure steps
- Excellent driver visibility

INTERIOR

- High back bucket seats for driver and front passenger standard
- Driver-adjustable lumbar support available
- High-back air suspension seats available
- Common vehicle keys for fleets available
- Hystec™ cab to frame mounts to reduce noise and vibration available
- Storage in door, stepwell and under 2-person passenger seat
- Air conditioning available
- Cruise control available
- Tilt steering column available
- AM/FM stereo/cassette/CD provisions available
- PTO provisions available

VOCATIONAL PACKAGES

- Wrecker
- Snow Plow
- Fire and Rescue
- Ambulance
- Shuttle
- School/School Bus

SPECIFICATIONS

Model	Wheelbase (in.)	CA (in.)	CE (in.)	Overall Length (in.)	Body Lengths (ft.)
Regular Cab	128	60	100	203	8–9
	152	84	146	248	10–12
	176	108	178	280	10–16
	188	120	204	306	12–18
	194*	126	210	315	14–18
	206*	138	222	327	16–20
Crew Cab	224*	156	240	345	16–22
	169	60	121	265	8–10
	194	84	147	290	10–12
	217	108	192	335	12–16
	229	120	204	347	14–16
	235*	126	210	356	14–18

* C5500 only

For detailed notes 1 through 9, see inside back cover.

Black

Graystone Metallic

Dark Green Metallic

Indigo Blue Metallic

Summit White

Tan

Tangier Orange

Victory Red

Wheatland Yellow

Woodland Green

EXTERIOR BODY PAINT COLORS



For more information, go to:
www.gmfleet.com

CHEVROLET KODIAK C6500/C7500/C8500



NEW FOR 2006

- Revised Allison vocational transmissions
- Limited slip rear axle differential added for C6500
- New two-person passenger seat

ASSEMBLY PLANT:
Flint, Michigan, USA



SELECTED FEATURES

BODY STYLES

- Regular Cab (1–3 person)
- Crew Cab (1–6 person)
- Cutaway Chassis Cab (1–3 person)

MECHANICAL

- Vortec 8100MD V8 has 295 hp/440 lb.-ft. of torque
- Available Duramax 7800 Diesel Turbocharged I-6 has 200–300hp and 520–860 lb.-ft. of torque (Standard on C8500 models)
- Available Caterpillar C7 Diesel Turbocharged I-6 has 207–300 hp and 520–860 lb.-ft. of torque
- Allison 2500 HS 5-speed automatic transmission; Allison 3500 RDS on C8500 models
- Additional Allison automatic transmissions and Eaton-Fuller manual transmissions available
- 4-channel antilock, 4-wheel disc brakes with Hydro Max high performance booster
- 4-channel air brakes available (standard on C8500 models)

- Electronic traction control available
- Rear driver-controlled locking rear differential axles available
- Frame with yield strength up to 120,000 psi
- 50-gallon fuel tank with available additional tanks
- Front parabolic taper-leaf springs suspension and available shock absorbers (multi-leaf on heavier applications)
- Rear multi-leaf springs suspension with available shock absorber
- Rear taper-leaf and air suspensions available with single rear axle trucks

EXTERIOR

- Large windshield & sloped hood for increased visibility
- Intermittent windshield wipers
- Roof marker lamps
- Up to 53-degree wheel-cut for tight turns
- Lighted mirrors; electric and heated mirrors, available

INTERIOR

- High back bucket seats for driver and front passenger
- 2-person passenger seating, available (two types)
- Driver and passenger air seats available
- Rear bench seat (Crew)
- Common vehicle keys for fleets available
- Storage in each door step-well
- Instrumentation including tachometer
- Air conditioning available
- Cruise control available
- Tilt-wheel steering column available
- AM/FM stereo; cassette/CD available
- PTO provisions available

GVWR⁵

- C6500 — 22,000 lb. to 26,000 lb.
- C7500 — 25,950 lb. to 37,600 lb.
- C8500 Single rear axle — 33,000 lb. to 42,600 lb.
- C8500 Tandem rear axle — 46,000 lb. to 61,000 lb.

SPECIFICATIONS

Model	Wheelbase (in.)	CA (in.)	CE (in.)	Overall Length (in.)	Body Lengths (ft.)
C6500 Regular Cab	128–296	60–228	135.3–351.1	240.3–456	8–30
C6500 Cutaway Cab	128–296	62.5–230.5	137–353.6	240.3–456	8–28
Crew Cab — All Models	194–260	84.9–150	147.8–263.1	293.8–409.2	8–20
C7500, C8500 Regular & Cutaway Cab	140–296	72–228	135.3–351.1	240.3–456	8–30

Vehicles shown have been altered or upfitted with equipment supplied by independent suppliers. See Owner Manual for information on alterations and warranties.

For detailed notes 1 through 9, see inside back cover.

Black

Graystone Metallic

Dark Green Metallic

Indigo Blue Metallic

Summit White

Tan

Tanger Orange

Victory Red

Wheatland Yellow

Woodland Green

EXTERIOR BODY PAINT COLORS



For more information, go to:
www.gmfleet.com

CHEVROLET T-SERIES



NEW FOR 2006

- Allison vocational transmissions
- Limited slip rear differential on T6500 models
- Revised driver and passenger seats

ASSEMBLY PLANT:
Flint, Michigan, USA

Arctic White

SELECTED FEATURES

BODY STYLES

- Regular Cab (1–3 passengers)

MECHANICAL

- Duramax 7800 Diesel Turbocharged I-6 has 200–300 hp and 520–860 lb.-ft. of torque
- Allison 2500 HS 5-speed automatic transmission; Allison 3500 RDS on T8500 models
- Additional Allison automatic transmissions and Eaton-Fuller manual transmissions are available
- Daily service checks without tilting cab
- Variable-ratio power steering
- 4-channel antilock brakes, hydraulic standard, Air brakes available, standard on T8500 models
- Electronic traction control available
- Frame with yield strength up to 120 KSI
- 50-gallon fuel tank with available additional 50-gallon tank

- Front taper-leaf springs suspension (multi-leaf on heaviest applications)
- Rear multi-leaf springs suspension with available taper leaf and shock absorbers or air suspension on single rear axle trucks

EXTERIOR

- Big windshield for visibility
- Easy cab tilt
- Daytime Running Lights
- Passenger door visibility window
- Assist handles
- Large steps with anti-slip tread pattern
- Roof marker lamps
- Up to 53-degree wheelcut for tight turns

INTERIOR

- High back bucket seats for driver and front passenger
- Air suspension driver's seat available
- Center passenger seat available
- Overhead console
- Large storage area behind seats
- Instrumentation including tachometer
- Air conditioning available
- Cruise control available
- Tilt and telescope steering wheel
- AM/FM stereo
- PTO provisions available

GVWR⁵

- T6500 — 24,350 lb. to 26,000 lb.
- T7500 — 25,950 lb. to 33,000 lb.
- T8500 — 33,000 lb. to 39,000 lb.
- T8500 Tandem — 52,320 lb. to 56,000 lb.

EXTERIOR BODY PAINT COLORS

Arctic white is standard color; other colors available — see dealer for details

SPECIFICATIONS

Model	Wheelbase (in.)	CA (in.)	CE (in.)	Overall Length (in.)	Body Lengths (ft.)
T6500, T7500, T8500 Regular Cab	128–260	97–229	150.9–349.1	240.2–438.5	10–34
T8500 Tandem Regular Cab	152–260	121–229	186.9–349.1	276.3–438.5	12–32

Vehicles shown have been altered or upfitted with equipment supplied by independent suppliers. See Owner Manual for information on alterations and warranties.

For detailed notes 1 through 9, see inside back cover.



For more information, go to:
www.gmfleet.com

CHEVROLET W-SERIES CHASSIS CAB



NEW FOR 2006

- New styling including flush-mounted headlamps, cornering lights and turn signals.
- Composite bumper offers improved styling and more durability
- New tachometer on the intuitive instrument panel (diesel model only)
- Power window and power door locks standard (new for diesel models; already standard on gas models)
- New composite Donaldson 12.6-in. air cleaner housing for diesel single cab models
- New rear engine cover for improved back-of-cab appearance for diesel single cab models
- Jacquard breathable, flat-woven cloth provides greater stain and tear resistance as well as operator comfort
- Fold-down center seat workstation
- Diesel engine is certified for California and the Northeast
- Cruise control now standard on gas models

SELECTED STANDARD FEATURES

WARRANTY

- Basic vehicle coverage is now an unequalled 36 months unlimited mileage that includes chassis, engine, transmission, drivetrain and frame rails (diesel models). Gas is 36 months or 36,000 miles

MECHANICAL

- Vortec 6000 V8 with 300 hp and 360 lb.-ft. of torque. GM 4-speed OD automatic transmission w/lockup converter (3500 and 4500 gas models)
- 5.2L Isuzu 4HK1-TC Turbo/ Intercooled 4-cylinder engine with 190 hp and 387 lb.-ft. of torque. Aisin 4-speed OD automatic transmission w/lockup converter available (diesel models)
- W3500 diesel is only LCF diesel certified in California and the Northeast (class 3 only)

- 6-speed OD fully synchronized manual transmission (diesel only) 4-channel antilock, front disc/rear drum brakes
- 30-gallon in-rail fuel tank with optional 33-gallon side-mounted tank available on diesel models
- Front taper leaf suspension with shock absorber and stabilizer bar
- Rear multi-leaf with shock absorber
- Frame with yield strength 44,000 psi and RBM 316,800
- Integral power steering

EXTERIOR

- Low cab forward design for maximum body length and excellent weight distribution
- Cab tilts forward 45 degrees with torsion assist
- Two-way roof ventilator
- 16-in. wheels (3500 Gas & Diesel, 4500 Diesel)

- 19.5-in. wheels (4500 Gas, 5500 & 5500HD)
- 215/85R16E all-season tires (3500 Gas & Diesel, 4500 Diesel)
- 225/70R19.5F all-season tires (4500 Gas, 5500 & 5500 HD)

INTERIOR

- Reclining high back driver seat with two fold-down seats; crew cab adds room for 4 more
- Air conditioning (std. on gas)
- Cruise control (std. on gas & diesel)
- Tilt and telescoping steering column
- AM/FM stereo with CD player (avail.)


SPECIFICATIONS

Model	Engine	GVWR (lb.)	GCWR ⁵ (lb.)	Cab	Wheelbase (in.)	CA (in.)	Box Sizes (ft.)
W3500	Gas or Diesel	12,000	18,000	Regular	109.0	88.4	12-20
W4500	Gas or Diesel	14,500	19,500 (A/T); 20,500 (M/T)		132.5	111.9	12-20
W5500	Diesel	17,950	19,500 (A/T); 22,500 (M/T)		150.0	129.4	12-20
W5500HD	Diesel	19,500	21,000 (A/T); 24,000 (M/T)		176.0	155.4	10-20
W4500	Diesel	14,500	18,000	Crew	150.0	88.9	12-16
W5500	Diesel	17,950	19,500		176.0	114.9	12-16

Vehicles shown have been altered or upfitted with equipment supplied by independent suppliers. See Owner Manual for information on alterations and warranties.

For detailed notes 1 through 9, see inside back cover.

ASSEMBLY PLANTS:
Janesville, Wisconsin;
Fujisawa, Japan



For more information, go to:
www.gmfleet.com

GMC TOPKICK C4500/C5500



Vehicles shown have been altered or upfitted with equipment supplied by independent suppliers. See Owner Manual for information on alterations and warranties.

NEW FOR 2006

- 605 lb.-ft. torque with Duramax 6600
- Smoother shifting with Allison Gen IV controls
- 8,000-lb front axle rating for 4x4 models
- Exhaust brake available with 4x4 models

ASSEMBLY PLANT:
Flint, Michigan, USA

SELECTED FEATURES

BODY STYLES

- Regular Cab (1–3 person)
- Crew Cab (1–6 person)
- Cutaway Chassis Cab: Motorhome, Commercial, School and Shuttle Bus

MECHANICAL

- 2-wheel or 4-wheel drive (Regular and Crew Cab)
- Vortec 8100MD V8 available with standard 325 hp/450 lb.-ft. of torque
- Duramax 6600 Diesel Turbocharged V8 available with 300 hp/520 lb.-ft. of torque or 300 hp/605 lb.-ft. torque
- Exhaust brake available on 4x4 models
- Standard Allison 1000 HS 5-speed automatic transmission with Gen IV controls. Range of Allison vocational transmissions available
- Allison 2200 HS 5-speed automatic transmission available for the C5500. Other Allison vocational transmissions available
- ZF 6-speed manual transmission available

- 4-channel antilock, 4-wheel disc brakes
- Frame with yield strength up to 80 KSI
- 25, 32, 40, 60 and 80-gallon fuel tanks available
- Front I-beam axle (2WD) with taper-leaf springs and shock absorbers
- New 8,000 lb. front drive axle standard on 4x4 models
- Rear multi-leaf springs are standard with optional shocks
- Taper-leaf springs with shock absorbers available
- Variable ratio power steering

EXTERIOR

- Daytime Running Lamps standard
- Exterior assist handle
- Large cowl-mounted mirrors with fold-away feature
- Electric lighted, heated mirrors, available
- Large secure steps
- Excellent driver visibility

INTERIOR

- High back bucket seats for driver and front passenger standard
- Driver-adjustable lumbar support available
- High-back air suspension seats available
- Common vehicle keys for fleets available
- Hystec™ cab to frame mounts to reduce noise and vibration available
- Storage in door, stepwell and under 2-person passenger seat
- Air conditioning available
- Cruise control available
- Tilt steering column available
- AM/FM stereo/cassette/CD provisions available
- PTO provisions available

VOCATIONAL PACKAGES

- Wrecker
- Snow Plow
- Fire and Rescue
- Ambulance
- Shuttle
- School/School Bus

SPECIFICATIONS

Model	Wheelbase (in.)	CA (in.)	CE (in.)	Overall Length (in.)	Body Lengths (ft.)
Regular Cab	128	60	100	203	8–9
	152	84	146	248	10–12
	176	108	178	280	10–16
	188	120	204	306	12–18
	194*	126	210	315	14–18
	206*	138	222	327	16–20
Crew Cab	224*	156	240	345	16–22
	169	60	121	265	8–10
	194	84	147	290	10–12
	217	108	192	335	12–16
	229	120	204	347	14–16
	235*	126	210	356	14–18

Black

Graystone Metallic

Dark Green Metallic

Indigo Blue Metallic

Summit White

Tan


Tangier Orange

Victory Red

Wheatland Yellow


Woodland Green

EXTERIOR BODY PAINT COLORS



For more information, go to:
www.gmfleet.com

GMC TOPKICK C6500/C7500/C8500



NEW FOR 2006

- Revised Allison vocational transmissions
- Limited slip rear axle differential added for C6500
- New two-person passenger seat

ASSEMBLY PLANT:
Flint, Michigan, USA

SELECTED FEATURES

BODY STYLES

- Regular Cab (1–3 person)
- Crew Cab (1–6 person)
- Cutaway Chassis Cab (1–3 person)

MECHANICAL

- Vortec 8100MD V8 has 295 hp/440 lb.-ft. of torque
- Available Duramax 7800 Diesel Turbocharged I-6 has 200–300 hp and 520–860 lb.-ft. of torque (Standard on C8500 models)
- Available Caterpillar C7 Diesel Turbocharged I-6 has 207–300 hp and 520–860 lb.-ft. of torque
- Allison 2500 HS 5-speed automatic transmission; Allison 3500 RDS on C8500 models
- Additional Allison automatic transmissions and Eaton-Fuller manual transmissions available
- 4-channel antilock, 4-wheel disc brakes with Hydro Max high performance booster
- 4-channel air brakes available (standard on C8500 models)

- Electronic traction control available
- Rear driver-controlled locking rear differential axles available
- Frame with yield strength up to 120,000 psi
- 50-gallon fuel tank with available additional tanks
- Front parabolic taper-leaf springs suspension and available shock absorbers (multi-leaf on heavier applications)
- Rear multi-leaf springs suspension with available shock absorber
- Rear taper-leaf and air suspensions available with single rear axle trucks

EXTERIOR

- Large windshield & sloped hood for increased visibility
- Intermittent windshield wipers
- Roof marker lamps
- Up to 53-degree wheel-cut for tight turns
- Lighted mirrors; electric and heated mirrors, available

INTERIOR

- High back bucket seats for driver and front passenger
- 2-person passenger seating, available (two types)
- Driver and passenger air seats available
- Rear bench seat (Crew)
- Common vehicle keys for fleets available
- Storage in each door step-well
- Instrumentation including tachometer
- Air conditioning available
- Cruise control available
- Tilt-wheel steering column available
- AM/FM stereo; cassette/CD available
- PTO provisions available

GVWR⁵

- C6500 — 22,000 lb. to 26,000 lb.
- C7500 — 25,950 lb. to 37,600 lb.
- C8500 Single rear axle — 33,000 lb. to 42,600 lb.
- C8500 Tandem rear axle — 46,000 lb. to 61,000 lb.

SPECIFICATIONS

Model	Wheelbase (in.)	CA (in.)	CE (in.)	Overall Length (in.)	Body Lengths (ft.)
C6500 Regular Cab	128–296	60–228	135.3–351.1	240.3–456	8–30
C6500 Cutaway Cab	128–296	62.5–230.5	137–353.6	240.3–456	8–28
Crew Cab — All Models	194–260	84.9–150	147.8–263.1	293.8–409.2	8–20
C7500, C8500 Regular & Cutaway Cab	140–296	72–228	135.3–351.1	240.3–456	8–30

Vehicles shown have been altered or upfitted with equipment supplied by independent suppliers. See Owner Manual for information on alterations and warranties.

For detailed notes 1 through 9, see inside back cover.

Black

Graystone Metallic

Dark Green Metallic

Indigo Blue Metallic

Summit White

Tan

Tanger Orange

Victory Red

Wheatland Yellow

Woodland Green

EXTERIOR BODY PAINT COLORS



For more information, go to:
www.gmfleet.com



NEW FOR 2006

- Allison vocational transmissions
- Limited slip rear differential on T6500 models
- Revised driver and passenger seats

ASSEMBLY PLANT:
Flint, Michigan, USA

Arctic White

SELECTED FEATURES

BODY STYLES

- Regular Cab (1–3 person)

MECHANICAL

- Duramax 7800 Diesel Turbocharged I-6 has 200–300 hp and 520–860 lb.-ft. of torque
- Allison 2500 HS 5-speed automatic transmission; Allison 3500 RDS on T8500 models
- Additional Allison automatic transmissions and Eaton-Fuller manual transmissions are available
- Daily service checks without tilting cab
- Variable-ratio power steering
- 4-channel antilock brakes, hydraulic standard. Air brakes available, standard on T8500 models
- Electronic traction control available
- Frame with yield strength up to 120 KSI
- 50-gallon fuel tank with available additional 50-gallon tank

- Front taper-leaf springs suspension (multi-leaf on heaviest applications)
- Rear multi-leaf springs suspension with available taper leaf and shock absorbers or air suspension on single rear axle trucks

EXTERIOR

- Big windshield for visibility
- Easy cab tilt
- Daytime Running Lights
- Passenger door visibility window
- Assist handles
- Large steps with anti-slip tread pattern
- Roof marker lamps
- Up to 53-degree wheelcut for tight turns

INTERIOR

- High back bucket seats for driver and front passenger
- Air suspension driver's seat available
- Center passenger seat available
- Overhead console
- Large storage area behind seats
- Instrumentation including tachometer
- Air conditioning available
- Cruise control available
- Tilt and telescope steering wheel
- AM/FM stereo
- PTO provisions available

GVWR⁵

- T6500 — 24,350 lb. to 26,000 lb.
- T7500 — 25,950 lb. to 33,000 lb.
- T8500 — 33,000 lb. to 39,000 lb.
- T8500 Tandem — 52,320 lb. to 56,000 lb.

EXTERIOR BODY PAINT COLORS

Arctic white is standard color; other colors available — see dealer for details

SPECIFICATIONS

Model	Wheelbase (in.)	CA (in.)	CE (in.)	Overall Length (in.)	Body Lengths (ft.)
T6500, T7500, T8500 Regular Cab	128–260	97–229	150.9–349.1	240.2–438.5	10–34
T8500 Tandem Regular Cab	152–260	121–229	186.9–349.1	276.3–438.5	12–32

Vehicles shown have been altered or upfitted with equipment supplied by independent suppliers. See Owner Manual for information on alterations and warranties.

For detailed notes 1 through 9, see inside back cover.



For more information, go to:
www.gmfleet.com



NEW FOR 2006

- New styling including flush-mounted headlamps, cornering lights and turn signals.
- Composite bumper offers improved styling and more durability
- New tachometer on the intuitive instrument panel (diesel model only)
- Power window and power door locks standard (new for diesel models; already standard on gas models)
- New composite Donaldson 12.6-in. air cleaner housing for diesel single cab models
- New rear engine cover for improved back-of-cab appearance for diesel single cab models
- Jacquard breathable, flat-woven cloth provides greater stain and tear resistance as well as operator comfort
- Fold-down center seat workstation
- Diesel engine is certified for California and the Northeast
- Cruise control now standard on gas models

SELECTED STANDARD FEATURES

WARRANTY

- Basic vehicle coverage is now an unequalled 36 months unlimited mileage that includes chassis, engine, transmission, drivetrain and frame rails (diesel models). Gas is 36 months or 36,000 miles

MECHANICAL

- Vortec 6000 V8 with 300 hp and 360 lb.-ft. of torque. GM 4-speed OD automatic transmission w/lockup converter (3500 and 4500 gas models)
- 5.2L Isuzu 4HK1-TC Turbo/ Intercooled 4-cylinder engine with 190 hp and 387 lb.-ft. of torque. Aisin 4-speed OD automatic transmission w/lockup converter available (diesel models)
- W3500 diesel is only LCF diesel certified in California and the Northeast (class 3 only)

- 6-speed OD fully synchronized manual transmission (diesel only) 4-channel antilock, front disc/rear drum brakes
- 30-gallon in-rail fuel tank with optional 33-gallon side-mounted tank available on diesel models
- Front taper leaf suspension with shock absorber and stabilizer bar
- Rear multi-leaf with shock absorber
- Frame with yield strength 44,000 psi and RBM 316,800
- Integral power steering

EXTERIOR

- Low cab forward design for maximum body length and excellent weight distribution
- Cab tilts forward 45 degrees with torsion assist
- Two-way roof ventilator
- 16-in. wheels (3500 Gas & Diesel, 4500 Diesel)

- 19.5-in. wheels (4500 Gas, 5500 & 5500HD)
- 215/85R16E all-season tires (3500 Gas & Diesel, 4500 Diesel)
- 225/70R19.5F all-season tires (4500 Gas, 5500 & 5500 HD)

INTERIOR

- Reclining high back driver seat with two fold-down seats; crew cab adds room for 4 more
- Air conditioning (std. on gas)
- Cruise control (std. on gas & diesel)
- Tilt and telescoping steering column
- AM/FM stereo with CD player (avail.)

SPECIFICATIONS

Model	Engine	GVWR (lb.)	GCWR (lb.)	Cab	Wheelbase (in.)	CA (in.)	Box Sizes (ft.)
W3500	Gas or Diesel	12,000	18,000	Regular	109.0	88.4	12-20
W4500	Gas or Diesel	14,500	19,500 (A/T); 20,500 (M/T)		132.5	111.9	12-20
W5500	Diesel	17,950	19,500 (A/T); 22,500 (M/T)		150.0	129.4	12-20
W5500HD	Diesel	19,500	21,000 (A/T); 24,000 (M/T)		176.0	155.4	10-20
W4500	Diesel	14,500	18,000	Crew	150.0	88.9	12-16
W5500	Diesel	17,950	19,500		176.0	114.9	12-16

Vehicles shown have been altered or upfitted with equipment supplied by independent suppliers. See Owner Manual for information on alterations and warranties.

ASSEMBLY PLANTS:
Janesville, Wisconsin;
Fujisawa, Japan



For more information, go to:
www.gmfleet.com

CHEVROLET SILVERADO 1500 HYBRID



NEW FOR 2006

- National availability (limited quantities)
- Vertical, manual extend camper mirror available

ASSEMBLY PLANT:
Fort Wayne, Indiana, USA

SELECTED STANDARD FEATURES

SAFETY AND SECURITY

- Dual-stage frontal air bags with Passenger Sensing System¹
- PASSlock II theft-deterrent system
- Daytime Running Lamps and automatic lamp control

MECHANICAL

- Rear-wheel or 4-wheel drive
- Vortec 5300 V8 with 295 hp
- Parallel hybrid electric propulsion
- Four 120-volt AC power outlets — 2 in cargo area, 2 in cab
- 4-speed automatic transmission
- 4-wheel disc brakes
- Autotrac 4WD
- Independent front and multileaf rear suspension
- Power steering
- Heavy-duty battery with rundown protection

EXTERIOR

- Intermittent front windshield wipers
- Front recovery hooks
- Foldaway, power, heated rearview mirrors
- Aluminum wheels
- Fleetside pickup box with two-tier loading

INTERIOR

- 40/20/40 reclining split-bench seat
- Full-width, folding rear bench seat
- Dual-zone automatic air conditioning
- Full instrumentation including Driver Information Center
- Overhead mini-console
- Cruise control
- Power windows/locks
- Remote Keyless Entry
- Electrochromic mirror with compass and outside temperature
- 2 auxiliary power outlets
- Tilt-Wheel adjustable steering column
- AM/FM stereo with CD
- Electric rear window defogger

SELECTED OPTIONAL FEATURES

- Locking rear differential
- Trailering equipment
- Fog lamps
- Outside mirror options: Extendable camper, curb-tilt, turn signals
- Seating options: power, reclining bucket seats; leather seating surfaces
- OnStar 1 year Safe & Sound service²
- Audio options: 6-disc changer, XM Satellite Radio,³ steering wheel controls, Bose speaker system

15U Sandstone Metallic

16U Graystone Metallic

25U Dark Blue Metallic

41U Black

46U Blue Granite Metallic

47U Dark Green Metallic

50U Summit White

59U Silver Birch Metallic

63U Sport Red Metallic

74U Victory Red

EXTERIOR BODY PAINT COLORS

SPECIFICATIONS

Model	Box Length (ft.)	Model Number/ Drivetrain	Wheelbase (in.)	GVWR ⁵ (lb.)	Payload ⁶ (lb.)	Maximum Trailer Weight ⁷ (lb.)	Seating
Extended Cab	6.5	CC15753/RWD	143.5	6200	1583	7700	6
	6.5	CK15753/4WD	143.5	6400	1392	7400	6

For more information about alternative fuel vehicles, go to www.gmaltfuel.com



For more information, go to: www.gmfleet.com

CHEVROLET SILVERADO ETHANOL, CNG



NEW FOR 2006

- Vertical, manual extend rearview mirror available

ASSEMBLY PLANTS:
Fort Wayne, Indiana;
Oshawa, Canada



SELECTED STANDARD FEATURES

SAFETY AND SECURITY

- Frontal air bags¹
- PASSlock II theft-deterrent system
- Daytime Running Lamps and automatic lamp control

MECHANICAL

- Vortec 5300 V8 Flexible Fuel with 295 hp; runs on gasoline, E85 (ethanol) or any mixture of the two (1500)
- Vortec 6000 V8 with dedicated compressed natural gas (CNG) system or bi-fuel CNG system for use with gasoline or CNG (2500HD)
- 4-speed automatic transmission
- Independent front and multileaf rear suspension
- Power steering

EXTERIOR

- Fleetside pickup box with two-tier loading

INTERIOR

- 40/20/40 reclining split-bench seat
- Folding rear bench seat (Ext. Cab)
- Dual-zone air conditioning
- Driver Information Center
- Tilt-Wheel adjustable steering column
- AM/FM stereo

SELECTED OPTIONAL FEATURES

- Autotrac 4WD (1500)
- Electric shift-on-the-fly 4WD (2500HD)
- Locking rear differential
- Trailer equipment
- Electronic traction control
- Fog lamps
- Pickup bed delete (2500HD)
- Outside mirror options: Extendable camper, power folding, heated, curb-tilt, turn signals
- Aluminum wheels
- OnStar 1 year Safe & Sound service² (1500)
- Remote Keyless Entry
- Power sunroof
- Rear sliding window

15U Sandstone Metallic

16U Graystone Metallic

25U Dark Blue Metallic

41U Black

46U Blue Granite Metallic

47U Dark Green Metallic

50U Summit White

59U Silver Birch Metallic

63U Sport Red Metallic

74U Victory Red

EXTERIOR BODY PAINT COLORS

SPECIFICATIONS

Model	Box Length (ft.)	Model Number/ Drivetrain	Wheelbase (in.)	GVWR ⁵ (lb.)	Payload ⁶ (lb.)	Maximum Trailer Weight ⁷ (lb.)	Seating
1500 E85 Regular Cab	6.5	CC15703/RWD	119.0	6100	1875	8400	3
	6.5	CK15703/4WD	119.0	6400	1877	9100	3
	8	CC15903/RWD	133.0	6400	2040	8200	3
	8	CK15903/4WD	133.0	6400	1739	8900	3
1500 E85 Extended Cab	6.5	CC15753/RWD	143.5	6200	1583	7900	6
	6.5	CK15753/4WD	143.5	6400	1392	8700	6
	8	CC15953/RWD	157.5	6400	1514	7800	6
	8	CK15953/4WD	157.5	6400	1215	8500	6
2500HD CNG Regular Cab	8	CC25903/RWD	133.0	9200	3447	8100	3
	8	CK25903/4WD	133.0	9200	3195	7900	3
2500HD CNG Extended Cab	8	CC25953/RWD	157.5	9200	3035	7600	6
	8	CK25953/4WD	157.5	9200	2779	7400	6

For detailed notes 1 through 9, see inside back cover.



For more information, go to:
www.gmfleet.com



NEW FOR 2006

- National availability (limited quantities)
- Tire pressure monitor standard
- Vertical, manual extend camper mirror available

ASSEMBLY PLANT:
Fort Wayne, Indiana, USA

SELECTED STANDARD FEATURES

SAFETY AND SECURITY

- Dual-stage frontal air bags with Passenger Sensing System¹
- Tire pressure monitor
- PASSlock II theft-deterrent
- Daytime Running Lamps and automatic lamp control

MECHANICAL

- RWD or 4WD
- Vortec 5300 V8 with 295 hp
- Parallel hybrid electric propulsion
- 120-volt AC power outlets — 2 in cargo area, 2 in cab
- 4-speed automatic transmission
- 4-wheel disc brakes
- Autotrac 4WD
- Independent front and multileaf rear suspension
- Power steering
- Heavy-duty battery with rundown protection

EXTERIOR

- Intermittent front windshield wipers
- Front recovery hooks
- Fog lamps
- Foldaway, power, heated rearview mirrors
- Aluminum wheels
- Wideside pickup box

INTERIOR

- 40/20/40 reclining split-bench seat
- Full-width, folding rear bench seat
- Dual-zone automatic air conditioning
- Driver Information Center
- Overhead mini-console
- Cruise Control
- Power windows/locks
- Remote Keyless Entry
- Electrochromic mirror with compass and outside temperature
- 2 auxiliary power outlets
- Tilt-Wheel adjustable steering column
- AM/FM stereo with CD and cassette
- Electric rear window defogger

SELECTED OPTIONAL FEATURES

- Locking rear differential
- Trailering equipment
- Outside mirror options: Extendable camper, power adjust, curb-tilt, turn signals
- Seating options: power, reclining bucket seats, leather seating surfaces
- OnStar 1 year Safe & Sound service²
- Audio options: 6-disc changer, XM Satellite Radio,³ Bose speaker system, steering wheel controls

15U Sand Beige Metallic

16U Steel Gray Metallic

25U Deep Blue Metallic

41U Onyx Black

46U Stealth Gray Metallic

47U Polo Green Metallic

50U Summit White

59U Silver Birch Metallic

63U Sport Red Metallic

74U Fire Red

EXTERIOR BODY PAINT COLORS

SPECIFICATIONS

Model	Box Length (ft.)	Model Number/ Drivetrain	Wheelbase (in.)	GVWR ⁵ (lb.)	Payload ⁶ (lb.)	Maximum Trailer Weight ⁷ (lb.)	Seating
Extended Cab	6.5	TC15753/RWD	143.5	6200	1583	7700	6
	6.5	TK15753/4WD	143.5	6400	1392	7400	6

For more information about alternative fuel vehicles, go to www.gmaltfuel.com



For more information, go to: www.gmfleet.com



NEW FOR 2006

- Tire pressure monitor standard
- Vertical, manual extend rearview mirror available

ASSEMBLY PLANTS:
Fort Wayne, Indiana;
Oshawa, Canada

SELECTED STANDARD FEATURES

SAFETY AND SECURITY

- Frontal air bags¹
- Tire pressure monitor
- PASSlock II theft-deterrent system
- Daytime Running Lamps and automatic lamp control

MECHANICAL

- Vortec 5300 V8 Flexible Fuel with 295 hp; runs on gasoline, E85 (ethanol) or any mixture of the two (1500)
- Vortec 6000 V8 with dedicated compressed natural gas (CNG) system or bi-fuel CNG system for use with gasoline or CNG (2500HD)
- 4-speed automatic transmission
- Independent front and multileaf rear suspension
- Power steering

EXTERIOR

- Fleetside pickup box with two-tier loading

INTERIOR

- 40/20/40 reclining split-bench seat
- Folding rear bench seat (Ext. Cab)
- Dual-zone air conditioning
- Driver Information Center
- Tilt-Wheel adjustable steering column
- AM/FM stereo

SELECTED OPTIONAL FEATURES

- Autotrac 4WD (1500)
- Electric shift-on-the-fly 4WD (2500HD)
- Locking rear differential
- Trailering equipment
- Electronic traction control
- Fog lamps
- Pickup bed delete (2500HD)
- Outside mirror options: Extendable camper, power folding, heated, curb-tilt, turn signals
- Aluminum wheels
- OnStar 1 year Safe & Sound service² (1500)
- Remote Keyless Entry
- Power sunroof
- Rear sliding window

15U Sand Beige Metallic

16U Steel Gray Metallic

25U Deep Blue Metallic

41U Onyx Black

46U Stealth Gray Metallic

47U Polo Green Metallic

50U Summit White

59U Silver Birch Metallic

63U Sport Red Metallic

74U Fire Red

SPECIFICATIONS

Model	Box Length (ft.)	Model Number/ Drivetrain	Wheelbase (in.)	GVWR ⁵ (lb.)	Payload ⁶ (lb.)	Maximum Trailer Weight ⁷ (lb.)	Seating
1500 E85 Regular Cab	6.5	TC15703/RWD	119.0	6100	1875	8400	3
	6.5	TK15703/4WD	119.0	6400	1877	9100	3
	8	TC15903/RWD	133.0	6400	2040	8200	3
	8	TK15903/4WD	133.0	6400	1739	8900	3
1500 E85 Extended Cab	6.5	TC15753/RWD	143.5	6200	1583	7900	6
	6.5	TK15753/4WD	143.5	6400	1392	8700	6
	8	TC15953/RWD	157.5	6400	1514	7800	6
	8	TK15953/4WD	157.5	6400	1215	8500	6
2500HD CNG Regular Cab	8	TC25903/RWD	133.0	9200	3447	8100	3
	8	TK25903/4WD	133.0	9200	3195	7900	3
2500HD CNG Extended Cab	8	TC25953/RWD	157.5	9200	3035	7600	6
	8	TK25953/4WD	157.5	9200	2779	7400	6

EXTERIOR BODY PAINT COLORS



For more information, go to:
www.gmfleet.com



NEW FOR 2006

- Refined appearance
- Interior delivers wide seating accommodations with firmer, more dense foam
- Powerful engine provides performance and excellent fuel economy

ASSEMBLY PLANT:
Oshawa, Ontario, Canada

SELECTED STANDARD FEATURES

SAFETY AND SECURITY

- Dual-stage front air bags with passenger sensing system¹
- PASSlock theft-deterrent system
- Tire Pressure Monitor
- Daytime Running Lamps and automatic lamp control (delete avail.)

MECHANICAL

- Front-wheel drive
- 3.9L 3900 VVT V6 with 240 hp
- Oil life monitoring system
- Heavy-duty engine, steering and transmission cooling
- 4-speed automatic transmission
- Power 4-wheel antilock disc brakes
- Heavy-Duty Police 4-wheel independent suspension
- Power rack-and-pinion steering
- Stainless steel exhaust system

EXTERIOR

- Police or Unmarked Police packages
- Intermittent front windshield wipers with anti-lift blades
- Power rearview mirrors
- P225/60R16 all-season tires and steel wheels
- Rear-window defogger

Vehicles shown have been altered or upfitted with equipment supplied by independent suppliers. See Owner Manual for information on alterations and warranties.

INTERIOR

- Front reclining bucket seats with security panel, 6-way power, high-density foam
- 40/20/40 split bench seat (Unmarked Police)
- Air conditioning
- Cruise control
- Power door locks with single key locking system
- Full certified instrumentation, including tachometer
- Tilt adjustable steering column
- Power windows
- AM/FM stereo with CD

SELECTED OPTIONAL FEATURES

- Side curtain air bags¹ for all outboard passengers
- Heated outside rearview mirrors
- Wiring for speaker, antenna, siren, lights
- Remote Vehicle Start
- Remote Keyless Entry for fleet with 6 additional remotes
- Inside rear doors inoperative
- Spotlights

MODEL AVAILABILITY

	Sedan
Impala	1WF19

SPECIFICATIONS (in. unless otherwise stated)

Wheelbase	110.5
Length	200.4
Width	72.9
Height	58.7
Seating f/r (max.)	3/3
Head room f/r	39.4/37.8
Hip room f/r	56.4/57.2
Shoulder room f/r	58.7/58.6
Leg room f/r	42.3/37.6
Max. cargo vol. ⁴ (cu. ft.)	18.6
Fuel capacity (gal.)	17

22U Superior Blue Metallic

27U Precision Red Metallic

40U White

41U Black

42U Dark Silver Metallic

53U Antique Bronze Metallic

63U Sport Red Metallic

67U Silverstone Metallic

68U Glacier Blue Metallic

EXTERIOR BODY PAINT COLORS

Other special paints are available.



For more information, go to:
www.gmfleet.com



ASSEMBLY PLANT:
Arlington, Texas

SELECTED STANDARD FEATURES

SAFETY AND SECURITY

- Dual-stage front air bags with Passenger Sensing System¹
- Side-impact air bags¹
- Daytime Running Lamps and automatic headlamp control
- Tire Pressure Monitor
- PASSlock II theft-deterrent system

MECHANICAL

- Vortec 5300 V8 with 295 hp and Flex Fuel capability
- 4-speed automatic transmission
- Heavy-duty radiator
- Auxiliary engine oil and transmission oil coolers
- 4-wheel antilock, 4-wheel disc brakes with hydroboost
- Independent front and multi-link rear suspension
- Power steering

EXTERIOR

- Intermittent front windshield wipers
- Power, heated rearview mirrors
- P255/70R16 H-rated tires
- Rear liftgate with liftglass, wiper/washer, defogger

INTERIOR

- Reclining bucket seats with driver power
- 2nd-row bench seat
- Tri-zone climate control
- Cruise control
- Programmable power door locks
- Certified speedometer
- Driver Information Center
- 3 auxiliary power outlets
- Remote Keyless Entry
- Assist handles for front passenger and 2nd-row outboard seats
- Tilt adjustable steering column
- Visors with extensions and illuminated mirrors
- Power windows

SELECTED OPTIONAL FEATURES

- Dual 770 CCA batteries
- Rear locking differential
- Spotlamps
- Provision for roof-mounted lamps
- Assist steps
- Luggage rack side rails
- Rear door inoperative handles and locks
- Fleet common key
- Remote Keyless Entry Fleet Package includes 6 additional remotes
- Audio options: CD player, cassette player

MODEL AVAILABILITY

	Full-Size Sport Utility
Police RWD	CC15706

SPECIFICATIONS (in. unless otherwise stated)

Wheelbase	116.0
Length	198.8
Width	78.8
Height	72.0
Seating (max.)	2/3
Head room	40.7/39.4
Shoulder room	65.2/65.1
Leg room	41.3/38.6
Max. cargo vol. ⁴ (cu. ft.)	104.6
Fuel capacity (gal.)	26
Max. towing capacity ⁷ (lb.)	TBD

Vehicles shown have been altered or upfitted with equipment supplied by independent suppliers. See Owner Manual for information on alterations and warranties.

For detailed notes 1 through 9, see inside back cover.

25U Dark Blue Metallic

26U Bermuda Blue Metallic

41U Black

50U Summit White

59U Silver Birch Metallic

62U Dark Gray Metallic

63U Sport Red Metallic

EXTERIOR BODY PAINT COLORS

Special paints available.



For more information, go to:
www.gmfleet.com



NEW FOR 2006

- Recovery hook delete available

ASSEMBLY PLANT:
Arlington, Texas

SELECTED STANDARD FEATURES

SAFETY AND SECURITY

- Dual-stage front air bags with Passenger Sensing System¹
- Daytime Running Lamps and automatic headlamp control (delete available)
- Tire Pressure Monitor
- PASSlock II theft-deterrent system

MECHANICAL

- Vortec 5300 V8 with 295 hp and Flex Fuel capability
- 4-speed automatic transmission
- 4-wheel antilock, 4-wheel disc brakes with hydroboost
- Independent front and multi-link rear suspension
- Power steering

EXTERIOR

- Intermittent front windshield wipers
- Power, heated rearview mirrors
- P245/75R16 all-season
- Rear liftgate with liftglass, wiper/washer, defogger

INTERIOR

- 40/20/40 split bench with center fold-down armrest
- 2nd-row split-folding bench
- Tri-zone climate control
- Cruise control
- Programmable power door locks
- Driver Information Center
- 3 auxiliary power outlets
- Remote Keyless Entry
- Assist handles for front passenger and 2nd-row outboard seats
- Tilt adjustable steering column
- Visors with extensions and illuminated mirrors
- Power windows

SELECTED OPTIONAL FEATURES

- Side-impact air bags¹
- Dual 770 CCA batteries
- Rear locking differential
- Spotlamps
- Assist steps
- Luggage rack side rails
- Reclining bucket seats with driver power
- Floor console included with bucket seats (delete available)
- Rear door inoperative handles and locks
- Fleet common key
- Power pedals
- Remote Keyless Entry Fleet Package includes 6 additional remotes
- Audio options: CD player, cassette player

25U Dark Blue Metallic

26U Bermuda Blue Metallic

41U Black

50U Summit White

59U Silver Birch Metallic

62U Dark Gray Metallic

63U Sport Red Metallic

EXTERIOR BODY PAINT COLORS

Special paints available.

MODEL AVAILABILITY

	Full-Size Sport Utility
Police RWD	CK15706

SPECIFICATIONS (in. unless otherwise stated)

Wheelbase	116.0
Length	198.8
Width	78.8
Height	76.7
Seating (max.)	3/3
Head room	40.7/39.4
Shoulder room	65.2/65.1
Leg room	41.3/38.6
Max. cargo vol. ⁴ (cu. ft.)	104.6
Fuel capacity (gal.)	26
Max. towing capacity ⁷ (lb.)	TBD

Vehicles shown have been altered or upfitted with equipment supplied by independent suppliers. See Owner Manual for information on alterations and warranties.



For more information, go to:
www.gmfleet.com



NEW FOR 2006

- Carryover standard and optional features

ASSEMBLY PLANT:
Wentzville, Missouri, USA

16U Graystone Metallic

25U Dark Blue Metallic

41U Black

47U Dark Green Metallic

50U Summit White

59U Silver Birch Metallic

63U Sport Red Metallic

EXTERIOR BODY PAINT COLORS

SELECTED STANDARD FEATURES

SAFETY AND SECURITY

- Frontal air bags¹ with passenger-side deactivation switch (passenger-side delete avail. on Paratransit)
- PASSlock theft-deterrent system
- Daytime Running Lamps

MECHANICAL

- Vortec 6000 V8 with 300 hp and available alternative fuel conversion
- Oil Life Monitor
- 4-speed automatic transmission
- Independent front suspension
- 4-wheel disc brakes with antilock system
- Power steering
- Heavy-duty battery with rundown protection

EXTERIOR

- Intermittent front windshield wipers
- Swing-out 60/40 passenger-side doors
- Swing out rear doors
- Folding rearview mirrors
- Stainless steel exhaust system

INTERIOR

- Temporary driver seat (Mobility)
- Front high-back, reclining bucket seats (driver only avail.) (Paratransit)
- Console with storage, 3 cupholders, 2 power outlets
- Front passenger assist handle
- Power door locks and windows (Mobility)
- Air conditioning
- AM/FM stereo; Mobility includes CD player

SELECTED OPTIONAL FEATURES

- Paratransit Package (Y3H)
- Personal use mobility prep package (Y3G)
- Rear locking differential
- Trailering equipment
- Swing-out 60/40 driver side door (Mobility)
- Cruise control and tilt adjustable steering column (Paratransit)
- Power windows and door locks (Paratransit)
- Remote Keyless Entry (Mobility)
- Rear air conditioning/heater

MODEL AVAILABILITY

Wheelbase	Full-Size Cargo Van	
	Regular (Paratransit only)	Extended
G2500 RWD	CG23405	CG23705
G3500 RWD	CG33405	CG33705

SPECIFICATIONS (in. unless otherwise stated)

Wheelbase	135.0	155.0
Length	224.1	244.1
Width	79.4	79.4
Height	81.6	82.0
Load floor length to front seat	127.8	147.8
Inside width	52.7	52.7
Max. cargo vol. ⁴ (cu. ft.)	267.3	316.8
Fuel capacity (gal.)	31	31

Vehicles shown have been altered or upfitted with equipment supplied by independent suppliers. See Owner Manual for information on alterations and warranties.



ASSEMBLY PLANT:
Wentzville, Missouri, USA

SELECTED STANDARD FEATURES

SAFETY AND SECURITY

- Frontal air bags¹ with passenger-side deactivation switch (passenger-side delete avail. on Paratransit)
- PASSlock theft-deterrent system
- Daytime Running Lamps

MECHANICAL

- Vortec 6000 V8 with 300 hp and available alternative fuel conversion
- Oil Life Monitor
- 4-speed automatic transmission
- Independent front suspension
- 4-wheel disc brakes with antilock system
- Power steering
- Heavy-duty battery with rundown protection

EXTERIOR

- Intermittent front windshield wipers
- Swing-out 60/40 passenger-side doors
- Swing-out rear doors
- Folding rearview mirrors
- Stainless steel exhaust system

INTERIOR

- Temporary driver seat (Mobility)
- Front high-back, reclining bucket seats (driver only avail.) (Paratransit)
- Console with storage, 3 cupholders, 2 power outlets
- Front passenger assist handle
- Power door locks and windows (Mobility)
- Air conditioning
- AM/FM stereo; Mobility includes CD player

SELECTED OPTIONAL FEATURES

- Paratransit Package (Y3H)
- Personal use mobility prep package (Y3G)
- Rear locking differential
- Trailering equipment
- Swing-out 60/40 driver side door (Mobility)
- Cruise control and tilt adjustable steering column (Paratransit)
- Power windows and door locks (Paratransit)
- Remote Keyless Entry (Mobility)
- Rear air conditioning/heater

16U Graystone Metallic

25U Deep Blue Metallic

41U Onyx Black

47U Polo Green Metallic

50U Summit White

59U Silver Birch Metallic

63U Sport Red Metallic

EXTERIOR BODY PAINT COLORS

MODEL AVAILABILITY

Wheelbase	Full-Size Cargo Van	
	Regular (Paratransit only)	Extended
G2500 RWD	TG23405	TG23705
G3500 RWD	TG33405	TG33705

SPECIFICATIONS (in. unless otherwise stated)

Wheelbase	135.0	155.0
Length	224.1	244.1
Width	79.4	79.4
Height	81.6	82.0
Load floor length to front seat	127.8	147.8
Inside width	52.7	52.7
Max. cargo vol. ⁴ (cu. ft.)	267.3	316.8
Fuel capacity (gal.)	31	31

Vehicles shown have been altered or upfitted with equipment supplied by independent suppliers. See Owner Manual for information on alterations and warranties.



For more information, go to:
www.gmfleet.com

CROSSOVER SPORT VAN MOBILITY

NEW FOR 2006



- Sit-N-Lift power seat available on Buick Terraza, Chevrolet Uplander, Pontiac Montana SV6, Saturn RELAY
- Mobility Prep Packages (to lower floor) are available on Buick Terraza, Chevrolet Uplander, Pontiac Montana SV6

ASSEMBLY PLANT:
Doraville, Georgia, USA

See Passenger Van section for model color selections

SELECTED STANDARD FEATURES SELECTED OPTIONAL FEATURES

SAFETY AND SECURITY

- Dual-stage front air bags with Passenger Sensing System¹
- OnStar 1 year Safe & Sound service² (delete avail.)
- PASS-Key III theft-deterrent system
- Daytime Running Lamps and automatic lamp control

MECHANICAL

- 3.5L 3500 V6 with 200 hp
- 4-speed automatic transmission
- 4-wheel disc brakes with antilock system
- 4-wheel independent suspension
- Power rack-and-pinion steering
- Maintenance-free battery with rundown protection

EXTERIOR

- Intermittent front windshield wipers
- Folding, power rearview mirrors
- P225/60R17 all-season tires
- Rear liftgate

INTERIOR

- Front reclining bucket seats
- 3rd-row 50/50 split-folding bench seat (delete avail.)
- Air conditioning
- Overhead rail system
- Power programmable door locks
- Tilt adjustable steering column
- Power windows
- AM/FM stereo with CD/MP3
- Rear seat DVD entertainment center

Vehicle options may include alterations or upfit with equipment supplied by independent suppliers. See Owner Manual for information on alterations and warranties.

- Sit-N-Lift (AQW) power seat for 2nd-row right side includes remote control and slide-out foot rest. Available on FWD and AWD models with 2nd-row Captain's chairs
- Mobility Prep Package (Y3G) family use, to lower floor, includes 2nd-row seats removed
- Paratransit Prep Package (Y3H), to lower floor, includes 2nd-row seats removed, heavy-duty cooling, heavy-duty springs (Uplander)
- Paratransit Package Upgrade also includes power sliding passenger-side door, Remote Keyless Entry, power rear quarter windows, side-impact air bags, cruise control and Climate Package (Uplander)

- Side-impact air bags, driver and front passenger
- Automatic level control (std. Terraza)
- All-speed traction control
- Luggage rack side rails
- Aluminum wheels
- StabiliTrak – Stability Control System

MODEL AVAILABILITY

	Crossover Sport Van
Uplander FWD	CU12216
Terraza FWD	4U12216
Montana SV6 FWD	2U12216

SPECIFICATIONS (in. unless otherwise stated)

Wheelbase	121.1
Length	204.3
Width	85.7
Height	72.0
Head room	39.8*/38.2
Shoulder room	59.9*/48.6
Leg room	39.9*/36.2
Max. cargo vol. ⁴ (cu. ft.)	136.5
Fuel capacity (gal.)	25
Max. towing capacity ⁷ (lb.)	3500

* 2nd row seats removed in Y3G/Y3H Mobility Prep Packages.



A WORD ABOUT THIS GUIDE

This material is not legally approved for use in any advertising.

The information contained herein is designed to be as comprehensive and factual as possible. General Motors reserves the right, however, to make changes at any time, without notice, in prices, colors, materials, equipment, specifications, models and availability.

The vehicles described in this Guide are equipped with engine and components produced and assembled by different operating units of General Motors, its subsidiaries and suppliers, and these engines and components may change or be obtained from different sources from time to time. All such engines and components are approved for use in GM vehicles. Certain equipment ordered may be unavailable at the time of assembly. Some of the equipment shown or described throughout this Guide may be available at extra cost.

Your local General Motors Fleet Account Executive or Dealer Fleet/Commercial Sales Manager is the best source for up-to-date information.

Copyright and Trademark

© Copyright 2005 General Motors Corporation. All Rights Reserved. All text, images, graphics and other materials in this Guide are subject to the copyright and other intellectual property rights of General Motors Corporation. These materials may not be reproduced, distributed or modified without the express written permission of General Motors Corporation.

The marks appearing in this Guide including, but not limited to: (i) GM and the GM Logo; (ii) Chevrolet, Pontiac, Buick, Cadillac, GMC, Saturn, Saab and HUMMER and their respective logos, emblems, slogans and vehicle model names and body designs; and (iii) other marks such as GM Fleet and Commercial, GMAC and ACDelco are trademarks and/or service marks of General Motors Corporation, its subsidiaries, affiliates or licensors.

An important note about alterations and warranties

Installations or alterations to the original equipment vehicle (or chassis) as distributed by General Motors are not covered by the General Motors New Vehicle Limited Warranty. The special body company, assembler, equipment installer or upfitter is solely responsible for warranties on the body or equipment and any alterations (or any effect of the alterations) to any of the parts, components, systems or assemblies installed by GM. General Motors is not responsible for the safety or quality of design features, materials, or workmanship of any alterations by such suppliers.

Detailed Notes, as applicable to references on individual vehicle pages

1. Always use safety belts and proper child restraints, even in vehicles equipped with air bags. Children are safer when properly secured in a rear seat. Never place a rear-facing infant restraint in the front seat of any vehicle equipped with an active frontal air bag. See your vehicle Owner Manual and child safety seat instructions for more information.
2. Call 1-888-4ONSTAR (1-888-466-7827) or visit onstar.com for system limitations and details.
3. Basic service fees apply. Available only in the 48 contiguous states. Visit gm.xmradio.com for details.
4. Cargo and load capacity limited by weight and distribution.
5. Gross Vehicle Weight Rating (GVWR). When properly equipped; includes vehicle, passengers, cargo and equipment.
6. Maximum payload capacity includes weight of driver, passengers, optional equipment and cargo. Cargo and load capacity limited by weight and distribution.
7. Maximum Trailer Weight ratings are calculated assuming a base vehicle, except for options necessary to achieve the rating, plus driver. The weight of other optional equipment, passengers and cargo will reduce the maximum trailer weight your vehicle can tow.
8. Use only GM approved wheel/tire combinations. See dealer for details.
9. Some pre-production models are shown. Actual production models may vary.



2006 Delphi Vehicle Systems Option Availability

Audio	LaCrosse™	Lucerne™	Rainier™	Rendezvous™ CX	Rendezvous™ CXL	Terraza™
U2K XM-compatible Satellite Radio System (not compatible with U1C)	OPT	Packaging to be Announced	OPT	OPT on 1SB	OPT on 1SC STD on 1SD	OPT
UC6 AM/FM Stereo with Integrated 6-disc CD Changer, ATC and RDS	OPT Only Avail with U1V Sound System		OPT	—	OPT	—
UM8 Integrated Touch Screen Navigation with AM/FM Stereo Radio, CD, RDS and Data Transfer Capability	—		OPT Requires Bose™	—	OPT	—
U3U Integrated Navigation with AM/FM Stereo Radio with CD and MP3	—		—	—	—	OPT on CXL ¹
UP0/ UB1 AM/FM Stereo with Cassette, CD and MP3	—		STD	OPT on 1SB	STD	—
US8 AM/FM Stereo with CD/MP3, ATC, SCV, RDS	OPT on CXL, CXS Only Avail with U3L Sound System		OPT	—	—	STD ¹
US9 AM/FM Stereo with CD/MP3 Player and 6-disc Changer	—		—	—	—	OPT ¹
UN0/ U1P AM/FM Stereo with CD, ATC, RDS and Speed Compensated Volume	STD		—	STD	—	—
U1C AM/FM Stereo with CD	OPT on CX, CXL		—	—	—	—
UMS PhatNoise™	—		—	—	—	OPT ¹
U88 Concert Sound III 9-speaker Audio System with Amplifier	OPT		—	—	—	—
UK6 Rear Seat Audio Controls	—		STD	OPT on 1SB	STD	—
Safety & Security						
AK5 Next-generation Driver and Front-passenger Air Bags	OPT ¹ on CX		STD ¹	STD ¹	—	STD ¹ on CX
AJ7 Front, Side-impact Air Bags	—		—	OPT ¹	STD ¹	OPT ¹ on CXL
AY1 Driver and Front-passenger Air Bags and Outboard-passenger Side Head Curtain, 1st and 2nd Row	STD ¹		—	—	—	—
ASF Side Head Curtain Air Bags 1st and 2nd Row	OPT ¹		—	—	—	—
AW9 Driver and Front-passenger Dual-stage Air Bags plus 1st and 2nd Row Side-impact	—		OPT ¹	—	—	OPT ¹ on CX STD ¹ on CXL
Pass-Key/PASSlock Theft Deterrent System	STD		STD	STD	STD	STD
Comfort & Convenience						
UV6 Head-up Display	—		—	—	OPT	—
Z55 Dual-zone, Automatic Comfortemp	OPT on CX STD on CXL, CXS		STD	—	STD	—
Powertrain & Chassis						
JL4 StabiliTrak™	—		STD	—	—	STD on FWD
NW7/ NW9 Traction Control	OPT on CX/STD on CXL NW7 NW9 STD on CXS		—	NW9 OPT	STD	STD on FWD
JF8/JL9/ JM4 Anti-lock Brakes	JL9 OPT on CX STD on CXL, CXS		STD	STD	STD	STD

STD = Standard OPT = Optional FWD= Four Wheel Drive

¹ Other Manufacturer's Product

Listed audio options do not include all audio mix possibilities. Refer to dealer order guide for availability of specific options for each vehicle and model. Options are not available on all models or with all option groups. Availability is subject to change without prior notice. Trademarks are the property of their respective owners.



2006 Delphi Vehicle Systems Option Availability

Audio	CTS™	DTS™	Escalade®	Escalade® ESV Platinum	Escalade® EXT	SRX™	STS™	XLR™
U2K XM-compatible Satellite Radio System	STD	STD	STD	STD	STD	STD	STD	STD
US9 AM/FM Stereo with CD MP3, 6-disc In-dash CD Changer, ATC, AVC, RDS	—	OPT ¹ on 1SB, 1SC STD ¹ on 1SD, 1SE	—	—	—	—	—	—
U3R Advanced Navigation, Includes Voice Recognition	—	OPT ¹ on 1SC 1SD, 1SE	—	—	—	—	—	—
U2S AM/FM Stereo with In-dash 6-disc CD changer, RDS	OPT ¹	—	—	—	—	OPT ¹ on 1SA STD ¹ on 1SB	—	—
U2V AM/FM Stereo with In-dash 6-disc CD Changer, Bose™, DVD Navigation, RDS	—	—	—	—	—	OPT ¹	—	—
YQ4 AM/FM Studio Sound Bose™ 5.1 with In-dash 6-disc CD Changer, DVD Navigation, Bluetooth™, RDS, AVC, Weatherband, DSP, Rear AVV	—	—	—	—	—	—	OPT ¹ on 1SB STD ¹ on 1SC 1SE, 1SF, 1SG	—
UM8 Touch Screen Navigation Radio with AM/FM Stereo, CD, RDS and Data Transfer Capability	—	—	OPT	OPT on Base STD on Platinum	OPT	—	—	—
UAV Touch Screen DVD Navigation, AM/FM Stereo with Integrated 6-disc CD Changer, RDS, DSP, and 8 Speakers	OPT (Includes XM Satellite Radio and XM NavTraffic)	—	—	—	—	—	—	—
UB1 AM/FM Stereo with Cassette, CD, ATC and RDS	—	—	STD	STD on Base	STD	—	—	—
UK6 Rear Seat Audio Controls	—	—	STD	STD	STD	—	—	—
Safety & Security								
PASSlock/PASS-Key III Theft Deterrent System	—	STD PASS-Key	STD PASSlock	STD PASSlock	STD PASSlock	STD PASS-Key	STD PASS-Key	—
Driver and Front-passenger Dual-level Air Bags with Passenger Sensing System	—	—	STD ¹	STD ¹	STD ¹	—	—	—
AY0 Driver and Front-passenger Frontal and Side-impact Head Curtain Air Bags	STD ¹	STD ¹	—	—	—	STD ²	STD ²	—
AJ7 Driver and Front-passenger Frontal and Head Curtain Side-impact Air Bags	—	—	—	—	—	—	—	STD ¹ (Includes Passenger Sensing System)
Comfort & Convenience								
A45 Memory Package	OPT	OPT on 1SB STD on 1SC, 1SD, 1SE	—	—	—	OPT on 1SA STD on 1SB	STD on 1SB, 1SC, 1SE, 1SF, 1SG	—
K59 Adaptive Cruise Control	—	OPT ¹ on 1SC, 1SD, 1SE	—	—	—	—	OPT ¹ on 1SF, 1SG	STD
Powertrain & Chassis								
Z55 Suspension, Road Sensing, Electronically-controlled Shocks	—	—	STD	STD	STD	—	—	—
FE2/ FE3 Magnetic Ride Control	—	STD on 1SE	—	—	—	FE3 OPT	—	STD
FE3 Continuously Variable Road Sensing Suspension (CVRSS)	—	—	—	—	—	—	STD on 1SF, 1SG	—
JL4 StabiliTrak™	OPT	STD on 1SC, 1SD, 1SE	STD	STD	STD	STD	—	STD

STD = Standard

OPT = Optional

¹ Other Manufacturer's Product

² Air Bags are Dual-stage. Includes Head Curtain Air Bag for Outboard Rear Passengers.

Listed audio options do not include all audio mix possibilities. Refer to dealer order guide for availability of specific options for each vehicle and model. Options are not available on all models or with all option groups. Availability is subject to change without prior notice. Trademarks are the property of their respective owners.

Certain air bags are other manufacturer's product.



2006 Delphi Vehicle Systems Option Availability

Audio	Aveo®	Cobalt®	Corvette®	Impala®	Malibu®	Malibu® Maxx	Monte Carlo®
U2K XM-compatible Satellite Radio System (requires US8 or UN0)	—	OPT N/A on LS Sedan	Packaging to be Announced	STD ¹ on LTZ OPT ¹ on LT, SS	OPT N/A on LS	OPT N/A on LS	STD ¹ on LTZ OPT ¹ on LT, SS
UC6 AM/FM Stereo with Integrated 6-disc, CD Changer, ATC and RDS	—	—		—	OPT N/A on LS	OPT N/A on LS	—
UN0 AM/FM Stereo with CD, ATC and RDS	—	STD on LT, LTZ, SS OPT on LS		—	STD OPT on LS	STD OPT on LS	—
US8 AM/FM Stereo with CD, MP3, ATC and RDS, Aux Input Jack	—	STD on SS Supercharged OPT on LT, LTZ, SS		STD ¹ on 2LT, 3LT, LTZ, SS OPT ¹ on 1LT	—	—	STD ¹ on 2LT, 3LT, LTZ, SS OPT ¹ on 1LT
U3L AM/FM Stereo with CD, MP3 and ATC	STD on LT OPT on LS	—		—	—	—	—
US9 AM/FM Stereo with Integrated 6-disc CD Changer, MP3, RDS, ATC, Aux Input Jack	—	—		OPT ¹ N/A on LS	OPT ¹ N/A on LS	—	OPT ¹ N/A on LS, 1LT
U1C AM/FM Stereo with CD	—	STD on LS		STD ¹ on LS, 1LT	STD on LS	STD on LS	STD ¹ on LS, 1LT
UM7 AM/FM Stereo	STD on SVM, LS	—		—	—	—	—
U03 U03 Uplevel 6-speaker Audio System U04/UW4 U04/UW4 4-speaker Audio System UZ6/UW6 UW6/UZ6 6-speaker System U87 U87 Uplevel 8-speaker Audio System	UW6 OPT on LT	U04 STD N/A on LTZ, SS Supercharged U03 STD on LTZ,SS Supercharged OPT on LT, SS		UW6 STD ¹ N/A on LTZ U03 STD ¹ on LTZ OPT ¹ on LT, LS	UW4 STD on LS UZ6 STD OPT on LS	UZ6 STD on LT, LTZ, SS UW4 STD on LS	UW6 STD ¹ N/A on LTZ U87 STD ¹ on LTZ OPT on LT, SS
U32 DVD Rear Seat Entertainment System	—	—		—	—	OPT N/A on LS	—
UK6 Rear Seat Audio Controls	—	—		—	—	STD on LTZ, SS OPT on LT	—
Safety & Security							
AK5 Driver and Front-passenger Air Bags	STD ¹	STD ¹		STD ¹ (Fleet Only)	—	—	STD ¹
AJ7 Front, Side-impact Air Bags	STD ¹	—		—	—	—	OPT ¹
AY1/AY0 ASF Head Curtain Air Bags	—	ASF ² OPT		AY1 STD ¹	AY1 STD ¹ on LS, LT AY0 STD ¹ on LTZ, SS OPT ¹ on LS, LT	AY1 STD ¹ on LS, LT AY0 STD ¹ on LTZ, SS OPT ¹ on LT, SS	—
PASS-Key/PASSlock Theft Deterrent System	—	STD PASS-Key		STD PASSlock	STD PASS-Key	STD PASS-Key	STD PASSlock
AU0/UA5/ AP8/AP3 AU3 AU0/UA5 Keyless Entry AP8/AP3 Keyless Entry w/Remote Start	UA5 OPT ¹ on LS STD ¹ on LT	AU3 STD ¹ OPT ¹ on LS		AU0 STD ¹ on LS AP3 STD ¹ N/A on LS	AP8 STD ¹ on LS AP3 STD ¹ on LT, LTZ, SS	AP3 STD ¹ on LT, LTZ, SS AP8 STD ¹ on LS	AU0 STD ¹ on LS AP3 STD ¹ N/A on LS
Powertrain & Chassis							
JL9/JM4/ J67 Anti-lock Brakes	JM4 OPT on LS, LT	JM4 STD on LT, LTZ OPT on LS JL9 STD on SS SS Supercharged		JL9 STD on 3LT, LTZ, SS OPT on LS, 1LT, 2LT	J67 OPT on 1LS JL9 STD on LS, 1LT, 2LT, LTZ, SS OPT on 1LT	JL9 STD	JL9 STD on 3LT, LTZ, SS OPT on LS, 1LT, 2LT
NW7/ NW9 Traction Control	—	NW7 STD on LTZ OPT on LS, 1LT, 2LT		NW9 STD on 3LT, LTZ, SS OPT on LS, 1LT, 2LT	NW7 STD on 2LT, LTZ, LS OPT on LS, 1LT NW9 STD on SS	NW7 STD on LS, LT, LTZ NW9 STD on SS	NW9 STD on 3LT, LTZ, SS OPT on LS, 1LT, 2LT

STD = Standard OPT = Optional

¹Other Manufacturer's Product

²ASF = Front-passenger air bags with side head curtain

Listed audio options do not include all audio mix possibilities. Refer to dealer order guide for availability for specific options for each vehicle and model. Options are not available on all models or with all option groups. Availability is subject to change without prior notice. Trademarks are the property of their respective owners.



2006 Delphi Vehicle Systems Option Availability

Audio		Avalanche [®]	Colorado [®]	Equinox [®]	Express [®]	HHR [®]	SSR [®]	Silverado [®]	Silverado [®] SS	Suburban [®]	Tahoe [®]	TrailBlazer [®] TrailBlazer [®] EXT	Uplander [®]
U2K	XM-compatible Satellite Radio System (Requires Uplevel Radio ¹)	OPT	OPT on LT	OPT on LT	—	OPT ²	—	OPT on LT	OPT	STD on LT, LTZ OPT on LS, Z71	STD on LT OPT on LS, Z71	OPT	STD ² on 2LT
UM8	Touch-screen Navigation Radio with AM/FM Stereo, CD, RDS and Data Transfer Capability	OPT on LT, Z71, Z66	—	—	—	—	—	—	—	OPT on Z71, LT, LTZ	OPT on Z71, LT, LTZ	OPT on LT	—
UC6	AM/FM Stereo with Integrated 6-disc, CD Changer, ATC and RDS	STD on LS (1SK) OPT on Z71, Z66	OPT on 3LT	OPT on LT	OPT on LS, LT	—	STD on 2SS, 3SS	STD on 3LT OPT on 2LT	OPT	STD on Z71, LT, LTZ OPT on LS (1SK)	STD on Z71, LT OPT on LS (1SK)	OPT N/A on LS (1SA)	—
US8	AM/FM Stereo with CD, MP3, and RDS	—	OPT STD on LT	STD on 2LT OPT on 1LT	—	STD ² OPT ² on LS	STD on 1SS	—	—	—	—	OPT on LS (1SB)	STD ²
US9	AM/FM Stereo with Integrated 6-disc CD Changer, MP3, RDS and ATC	—	—	—	—	OPT ² on LT	—	—	—	—	—	—	OPT ² on 2LT
UP0/ UB1	AM/FM Stereo with Cassette, CD, ATC and RDS	—	—	—	OPT on LS, LT	—	—	STD on 2LT OPT on 1LT	OPT	STD on LS OPT on Commercial Fleet	STD on LS OPT on Commercial Fleet	OPT	—
UN0/ UB0	AM/FM Stereo with CD, ATC and RDS	STD on LS (1SJ) Z71, Z66	—	—	—	—	—	STD on LS, 1LT OPT on Work	STD	—	—	STD	—
U1C	AM/FM Stereo with CD	—	—	STD ² on LS, LT	—	STD ² on LS	—	—	—	—	—	—	—
U32/ U42	DVD Rear Seat Entertainment System	U42 OPT N/A on LS (1SJ)	—	—	—	—	—	OPT on 2LT, 3LT (Crew Cab Only) N/A on 3500CC	—	OPT on Z71, LT, LTZ	OPT on Z71, LT	OPT N/A on LS (1SA)	STD ² on LT OPT ² on LS
UK6	Rear Seat Audio Controls	STD on LS, LT OPT on Z71, Z66	—	—	—	—	—	STD on 2LT, 3LT (Crew Cab Only) N/A on 3500CC	—	STD OPT on Commercial Fleet N/A on LS (1SJ)	STD OPT on Commercial Fleet N/A on LS (1SJ)	STD on LT (1SE) OPT on LT (1SD)	—
Safety & Security													
AJ7/ASF/ AW9	Front, Side-impact Air Bags	STD ²	ASF OPT ²	ASF OPT (Head Curtain)	—	ASF OPT ²	STD ²	—	—	AJ7 OPT ² STD ² on LTZ	AJ7 OPT ²	ASF OPT (Head Curtain)	AJ7 OPT ² on L.S. Cargo STD ² on 1LT AW9 STD ² on 2LT, 3LT
AU0	Remote Keyless Entry	STD	STD on Reg/Ext 2LT, 3LT, Crew LT OPT on 1LT	STD	STD on LT OPT on Cargo	STD	STD	STD OPT on Work, LS	STD	STD	STD	STD OPT on LS (1SA)	STD OPT on LS
Comfort & Convenience													
E58	Passenger-side Power Sliding Door	—	—	—	—	—	—	—	—	—	—	—	STD ² on LT
E59	Driver-side Power Sliding Door	—	—	—	—	—	—	—	—	—	—	—	STD on 2LT, 3LT OPT on 1LT
Powertrain & Chassis													
NW9	Traction Control	—	NW7 OPT	STD on LT OPT on LS (FWD Only)	—	NW7 OPT	STD	NW7 OPT on LS, LT (1500 Only)	—	—	—	—	NW9 OPT on Commercial Fleet, LT
G67	Automatic Level Control	—	—	—	—	—	—	—	—	—	—	—	STD on AWD OPT on Commercial Fleet, 2LT
Z55/ ZX3	Autoride Suspension System/Manual Selectable Ride Control	—	—	—	—	—	—	ZX3 OPT on LT (1500 Only)	—	Z55 OPT on LS, LT, Commercial Fleet STD on LTZ	Z55 OPT on LS, LT	—	—
JL4	StabiliTrak [™]	STD	—	—	STD on LS, LT	—	—	—	—	STD	STD	STD	OPT on Commercial Fleet, 2LT

STD = Standard OPT = Optional FWD= Four Wheel Drive

¹ Not available with UM7, U1C ² Other Manufacturer's Product ³ Includes ATC and RDS

Listed audio options do not include all audio mix possibilities. Refer to dealer order guide for availability of specific options for each vehicle and model. Options are not available on all models or with all option groups. Availability is subject to change without prior notice. Trademarks are the property of their respective owners.



2006 Delphi Vehicle Systems Option Availability

Audio	Canyon®	Envoy® Envoy XL®	Savana®	Sierra®	Sierra® Denali	Yukon®/ Yukon® XL	Yukon®/ Yukon® XL Denali
U2K XM-compatible Satellite Radio System (requires uplevel radio ¹)	OPT N/A on 1SA	OPT	—	OPT on SLE1, SLE2, SLT	OPT	OPT STD on SLT (4SB) (N/A on Commercial Fleet)	STD
UM8 Integrated Navigation Radio with AM/FM Stereo, CD, RDS and Data Transfer Capability (requires UGA)	—	OPT on SLT, Denali	—	—	—	OPT on SLT	OPT
UC6 AM/FM Stereo with Integrated 6-disc, CD Changer, ATC and RDS	OPT on SLE2, SLE3, SLT	OPT N/A on SLE (1SA, 3SA)	OPT on LS, LT	STD on SLT OPT on SLE2	—	OPT STD on SLT (4SB) (N/A on Commercial Fleet)	—
US8 AM/FM Stereo w/ CD, MP3, ATC, and RDS	STD OPT on SL, Work Truck	OPT N/A on SLT (4SB), Denali	—	—	—	—	—
UP0/ UB1 AM/FM Stereo with Cassette, CD, ATC and RDS	—	OPT STD on SLT (4SB), Denali	OPT on LS, LT	STD on SLT2 OPT on SLE1	STD	STD on SLE, SLT (4SA) OPT on Commercial Fleet	STD
UN0/ UB0 AM/FM Stereo with CD, ATC and RDS	—	STD on SLE, SLT	—	OPT on Work Truck STD on SL, SLE1	—	—	—
U1C AM/FM Stereo with CD	—	—	OPT	—	—	—	—
UK6 Rear Seat Audio Controls	—	STD on SLT, Denali	—	STD on SLE2, SLT (Requires Crew Cab, N/A on 3500CC)	STD	STD on SLT OPT on SLE, Commercial Fleet	STD
U42 Rear Seat Entertainment System	—	OPT on SLE (3SB), SLT, Denali	—	OPT on SLE2, SLT (Requires Crew Cab, N/A on 3500CC)	OPT	OPT on SLT	OPT
Safety & Security							
AK5 Driver and Front-passenger Air Bags	STD	STD	STD	STD	STD	STD	STD
AJ7 Front, Side-impact Air Bags	—	—	—	—	—	OPT ²	STD ²
ASF Driver and Front-passenger Side-impact Air Bags (Includes Passenger Sensing System)	OPT ²	OPT (Side Head Curtain)	—	—	—	—	—
AU0 Remote Keyless Entry	OPT on SLE1 (Reg/Ext) STD on SLE1 (Crew), SLE2, SLE3, SLT	STD	STD OPT on Cargo	STD OPT on Work Truck, SL (N/A on 3500CC Work Truck SL)	STD	STD	STD
Comfort & Convenience							
CJ2/ CJ3 Dual-zone/Tri-zone Automatic Climate Control	—	CJ3 STD on SLE CJ2 STD on SLT, Denali	—	CJ3 STD on Work Truck, 1SL, SLE1 CJ2 STD on SLE2, SLT OPT on SLE1	CJ2 STD	CJ3 STD on SLE, Commercial Fleet CJ2 OPT on SLE STD on SLT	CJ2 STD
C34/C36 C60/C69 Front and Rear Air Conditioning	C60 STD	—	C60 STD C69 OPT on Cargo, LS STD on LT C36 OPT STD on LT	—	—	C36 STD	C36 STD
Powertrain & Chassis							
Z55 Autoride Suspension System	—	—	—	—	—	OPT (N/A on Commercial Fleet)	STD
ZX3 Manual Selectable Ride Control	—	—	—	OPT on 1500 SLE1, SLE2, SLT	—	—	—
JL4 StabiliTrak™	NW7 OPT	JL4 STD	JL4 STD on LS, LT	NW7 OPT on 1500	—	JL4 STD	JL4 STD
G67 Rear Load Leveling	—	STD on Denali OPT on SLE (3SB), SLT	—	—	—	—	—

STD = Standard OPT = Optional N/A = Not Available ¹Not Compatible with U1C ²Other Manufacturer's Product

Listed audio options do not include all audio mix possibilities. Refer to dealer order guide for availability of specific options for each vehicle and model. Options are not available on all models or with all option groups. Availability is subject to change without prior notice. Trademarks are the property of their respective owners.

HUMMER®

2006 Delphi Vehicle Systems Option Availability

Audio		H1	H2 SUV	H2 SUT	H3
U2K	XM-compatible Satellite Radio System	—	OPT STD on 1SC	OPT STD on 1SC	OPT
UB0	AM/FM Stereo with CD Player, ATC, SCV, Theftlock™	—	—	—	STD on 1SA, 1SB
UB1	AM/FM Stereo with Cassette, CD, Auto Tone Control, RDS, Speed Compensated Volume	—	STD on 1SA	STD on 1SA	—
UC6	AM/FM Stereo with In-dash 6-disc Changer, Auto Tone Control, RDS, Speed Compensated Volume	STD	OPT on 1SA STD on 1SB, 1SC	OPT on 1SA STD on 1SB, 1SC	OPT on 1SA, 1SB STD on 1SC
UM8	DVD Integrated Navigation with AM/FM Stereo Radio, CD, Auto Tone Control, RDS and Speed Compensated Volume	—	OPT	OPT	—
US8	AM/FM Stereo with CD, MP3, RDS, Auto Tone Control	—	—	—	OPT
UQA	Monsoon® Performance-enhanced Premium 7-speaker Sound System (Included and only available with UC6 or US8)	STD	—	—	OPT on 1SA, 1SB STD on 1SC
UK6	Rear Audio Controls	STD	STD	STD	—
Safety & Security					
	Driver and Front-passenger Air Bags, Includes Passenger Side Deactivation Switch	—	STD	STD	—
	Driver and Front-passenger Air Bags, Includes Passenger Sensing System	—	—	—	STD
	Roof Rail Air Bags with Rollover Sensor	—	—	—	OPT
	Theft Deterrent System	—	PASSlock	PASSlock	PASSlock II
Comfort & Convenience					
	Dual-zone, Automatic Climate Control	—	STD	STD	—
	Steering Wheel Controls	—	STD	STD	—
Powertrain & Chassis					
JL4	Stabilitrak™	—	—	—	OPT

STD = Standard

OPT = Optional

Listed audio options do not include all audio mix possibilities. Refer to dealer order guide for availability of specific options for each vehicle and model. Options are not available on all models or with all option groups. Availability is subject to change without prior notice. Trademarks are the property of their respective owners.



PONTIAC

2006 Delphi Vehicle Systems Option Availability

Audio		G6®	Grand Prix®	GTO®	SV6®	Solstice®	Torrent®	Vibe®
U2K	XM-compatible Satellite Radio System ¹	OPT on Base, GT STD on GTP	OPT	Packaging to be Announced	OPT	OPT	OPT	OPT
UC6	AM/FM Stereo with Integrated 6-disc CD Changer, ATC and RDS	OPT	OPT		(US9) OPT ²	—	OPT	OPT (Requires U65)
UQ3/ U65	Monsoon® 7-speaker Premium Sound System	—	—		—	OPT	—	U65 OPT
U85/ UZ8	Monsoon® 8-speaker Premium Sound System with 8-channel Amplifier	STD on GT, GTP	—		—	—	—	—
U87	Monsoon® 9-speaker Premium Sound System with 9-channel Amplifier	—	OPT		—	—	—	—
US8	AM/FM Stereo with CD, MP3 and RDS	—	OPT		STD ²	OPT ²	OPT	OPT
US9	AM/FM Stereo with In-dash 6-disc CD/MP3 Playback, RDS, ATC, SCV	—	—		—	OPT ² (Includes UQ3)	—	—
U1P/ UNO	AM/FM Stereo with CD, Programmable EQ, RDS, SCV	OPT on Base STD on GT, GTP	STD		—	—	—	STD
U1C	AM/FM Stereo with CD	STD on Base	—		—	STD ²	STD	—
US4	AM/FM Stereo with DVD-based Navigation, RDS	—	OPT ² (Includes U87)		—	—	—	—
Safety & Security								
AK5	Dual-stage Driver and Front-passenger Airbags	STD ²	STD ²			STD ²	—	STD ²
ASF	Front, Head Curtain, Side-impact Air Bags	—	—			—	—	OPT ²
AJ7	Front, Side-impact Airbags	—	—			OPT ²	—	—
AW9	Dual-stage Driver and Front- passenger Air Bags and 1st and 2nd Row Outboard Side-impact Air Bags	—	—			OPT ²	—	—
AY1	Front and Rear Side Roof Rail Air Bags	—	OPT ²			—	—	—
AY0	Front-passenger Side Roof Rail and Side-impact Air Bags	OPT ²	—			—	—	OPT ²
Comfort & Convenience								
CJ2	Dual-zone Climate Control	—	OPT			—	—	—
E58	Passenger-side Power Sliding Door	—	—			OPT	—	—
Powertrain & Chassis								
NW7/ NW9	Traction Control	NW7 OPT on Base NW9 STD on GT	NW7 OPT on Base NW9 STD on GT, GTP			NW9 OPT on FWD	—	—
JL4	StabiliTrak™	STD on GTP	STD on GTP			OPT on FWD	—	OPT on Base

STD = Standard

OPT = Optional

FWD = Four Wheel Drive

¹ Not Available with U1C

² Other Manufacturer's Product

Listed audio options do not include all audio mix possibilities. Refer to dealer order guide for availability of specific options for each vehicle and model. Options not available on all models or all option groups. Availability subject to change without prior notice. Trademarks are the property of their respective owners.