

2007 Car and Truck Guide



GMC



HUMMER



GM

Fleet and Commercial

IT ALL ADDS UP.™

IT ALL ADDS UP

Only GM offers you the broadest range of products and services for your fleet and commercial vehicle needs.

More than 80 car and truck-lines are illustrated in our 2007 Car and Truck Guide, each in its own way offering great value to our customers. But they are just one piece of our overall effort to ensure that you have the best vehicles and the best possible ownership experience now and in the future.



Doing business with General Motors is good for your business in several important ways:

GM'S BROAD VEHICLE LINEUP from Aveo to Yukon XL in passenger vehicles; hardworking chassis cabs and cutaway vans; the top-selling lineup of fullsize pickups with a new generation on the way; and the Chevrolet Kodiak and GMC TopKick medium duty models that can't be matched by any other manufacturer. And that means one-stop shopping for all your vehicle needs.

COST SAVINGS for our commercial customers in the form of specialized programs like OnStar's new Business Vehicle Manager to help manage your fleet; GM FleetTrac to provide efficient service for your drivers that get them back on the road as quickly and safely as possible; longer service intervals through GM's Oil Life Monitor that tell your drivers when to change the vehicle's oil; and the GM Fleet Service Card that is recognized at more than 150,000 fueling stations.

TECHNOLOGY on the vehicle and in our operations that provides safer vehicles with advancements in air bags and StabiliTrak; greater fuel efficiency through passenger car and truck hybrid engines, FlexFuel engines that operate on E85 fuel and Active Fuel Management; and on the Internet with www.gmfleet.com and the Online Order Guide that provide a wealth of information.

PROFESSIONALS within General Motors and its dealerships who are able to meet all of your business needs. The many members of GM Fleet and Commercial are listed on the following pages, but it's important to know the depth of our professional staffs:

- Fleet Account Executives work with our larger fleet accounts and are always ready to answer your questions.
- GM Fleet Service Contact Group personnel are dedicated to resolving all vehicle service issues quickly and efficiently.
- Fleet Action Center staff offer managers of smaller fleets reliable information and answers.
- 7,000 GM Dealerships across the country are staffed by salespeople and service technicians ready to assist you with your vehicle purchase, financing and service.

All of these groups work together to support all of your vehicle sales and service needs.

Thanks for your business. It's appreciated by every member of the GM team and we will go out of our way each and every day during 2007 – and beyond – to exceed your expectations and continue to warrant your loyalty.

Brian McVeigh
General Manager



TABLE OF CONTENTS

INTRODUCTION

Personnel	3
GMFleet.com	6
FleetTrac	7
Fleet Service Card	7
Warranty	8
Technology	10
Alternative Fuel	12
OnStar	14
XM Satellite Radio	16
Fleet Account Numbers	17
Business Central	18
Business Choice	19
2006 Fuel Economy	20
Model Designations	24
Vehicle Segmentation	26
Notes	27

COMPACT CAR

Chevrolet Aveo	28
Chevrolet Cobalt	30
Pontiac Vibe	31
Pontiac G5	32
Saturn ION	34
Notes	35

MIDSIZE CAR

Buick LaCrosse	36
Chevrolet Monte Carlo	37
Chevrolet Impala	38
Chevrolet Malibu/Malibu Maxx	40
Pontiac G6	42
Pontiac Grand Prix	43
Saturn AURA	44

LUXURY CAR

Buick Lucerne	46
Cadillac CTS	47
Cadillac DTS	48
Cadillac STS	49
Saab 9-3	50
Saab 9-5	51

SPORTS CAR

Cadillac XLR	52
Chevrolet Corvette	53
Saturn SKY	54
Pontiac Solstice	56

SPORT UTILITY

Buick Rainier	57
Buick Rendezvous	58
Cadillac Escalade EXT	59
Cadillac Escalade/ESV	60
Cadillac SRX	62
Chevrolet Avalanche	63
Chevrolet Equinox	64

SPORT UTILITY (CONT.)

Chevrolet HHR	65
Chevrolet TrailBlazer	66
GMC Envoy	67
Chevrolet Tahoe/Suburban	68
GMC Yukon/Yukon XL/Denali	70
HUMMER H2 SUV/H2 SUT	72
HUMMER H3	73
Pontiac Torrent	74
Saab 9-7X	75
Saturn OUTLOOK	76
Saturn VUE	77
Notes	78

MEDIUM PICKUP

Chevrolet Colorado	79
GMC Canyon	80

FULLSIZE PICKUP

Chevrolet Silverado 1500	81
Chevrolet Silverado 1500HD	82
Chevrolet Silverado 2500HD/3500	83
GMC Sierra 1500	84
GMC Sierra 1500HD	85
GMC Sierra 2500HD/3500	86
GMC Sierra Denali	87

CHASSIS CAB

Chevrolet Colorado	88
Chevrolet Colorado	
Astro Body/Mid Box	89
Chevrolet Silverado 3500/ Specialty Vehicles	90
GMC Canyon	92
GMC Canyon	
Astro Body/Mid Box	93
GMC Sierra 3500/ Specialty Vehicles	94

PASSENGER VAN

Buick Terraza	96
Chevrolet Express	97
Chevrolet Uplander	98
GMC Savana	99
Saturn RELAY	100

CARGO VAN

Chevrolet Express	101
Chevrolet Uplander	102
GMC Savana	103

CUTAWAY VAN

Chevrolet Express	104
GMC Savana	105

MEDIUM DUTY

Chevrolet Kodiak C4500/C5500	106
Chevrolet Kodiak C6500/ C7500/C8500	107
Chevrolet T-Series	108
Chevrolet W-Series	109
GMC TopKick C4500/C5500	110
GMC TopKick C6500/C7500/C8500	111
GMC T-Series	112
GMC W-Series	113

POLICE/SPECIAL SERVICE

Chevrolet Impala Police Package	114
Chevrolet Tahoe Police Package	115
Chevrolet Express Transport	116

MOBILITY

Buick Terraza/ Chevrolet Uplander Mobility	117
Chevrolet Express Mobility	118
GMC Savana Mobility	119

TRADEMARK INFORMATION 120

FLEET AND COMMERCIAL

*General Motors Corporation
MC 482-A20-D76
100 Renaissance Center
Detroit MI 48265-1000
1-800-FLEETOP (1-800-353-3867)*

EXECUTIVE STAFF

Brian McVeigh
General Manager
313-667-8805
MC 482-A20-D76
brian.mcveigh@gm.com

Teresa L. Orr
Administrative Assistant
313-667-9430
MC 482-A20-D76
teresa.l.orr@gm.com

Bill Gibson
Director – Fleet and Commercial Sales
313-665-1407
MC 482-A19-C98
bill.gibson@gm.com

James McCallum
Director – Commercial Dealer Operations
313-667-8508
MC 482-A20-D18
james.1.mccallum@gm.com

Richard T. Hagenbach
Director – Rental Sales
313-667-3269
MC 482-A20-D76
richard.t.hagenbach@gm.com

Jeffrey S. Heichel
Director – Used Vehicle Activities
313-665-1599
MC 482-A16-B36
jeffrey.s.heichel@gm.com

David M. Kanous
Director – Fleet Service
313-667-8917
MC 482-A19-B48
david.m.kanous@gm.com

Neil Stirling
Director – Forecast, Planning & Customer Support
313-667-2390
MC 482-A19-B68
neil.stirling@gm.com

Julie Gruber
Director – Finance/Admin.
313-667-3146
MC 482-A19-D96
julie.gruber@gm.com

John P. Gaydash
Director – Marketing FCO
313-667-8695
MC 482-A20-B98
john.gaydash@gm.com

Joyce Fierens
Marketing Director – Cross Vehicle Marketing & Commercial Incentives
313-665-0123
MC 482-A20-B98
joyce.fierens@gm.com

Mark Karney
Marketing Director – Vans & Medium Duty Trucks
313-665-1430
MC 482-A20-B98
mark.karney@gm.com

David G. Spence
Director – Commercial Product & Specialty Vehicles
313-667-1122
MC 482-A20-B98
dave.spence@gm.com

Joseph R. Switalski
Director – Global Sales
313-667-5064
MC 482-A19-C98
joseph.switalski@gm.com

Robert Minton
Director – Communications FCO
313-667-2634
MC 482-A20-D76
robert.minton@gm.com

NORTHEAST REGION

*Regional Office
1 Pepsi Way
P.O. Box 8500
Somers, NY 10589
Fax: 914-244-4644*

Eddie Messenger
Regional Manager
914-244-6066
eddie.messenger@gm.com

Stephanie Fehnel
Administrative Assistant
914-244-6067
stephanie.fehnel@gm.com

Dan Detmer
Regional Commercial Manager
914-244-6068
daniel.j.detmer@gm.com

MARYLAND

Larry Turner Baltimore
Commercial Sales Manager
800-321-0164 x 8868
larry.b.turner@gm.com

Ken Wyatt Baltimore
Fleet Service Manager
800-321-0164 x 6196
kenneth.l.wyatt@gm.com

MASSACHUSETTS

Brad Rose Boston
Commercial Sales Manager
800-321-0164 x 8874
brad.rose@gm.com

Elliott Eichenholz Boston
Fleet Account Executive
800-321-0164 x 6869
elliott.eichenholz@gm.com

Harold Sullivan Boston
Fleet Service Manager
800-321-0164 x 6195
harold.sullivan@gm.com

CONNECTICUT

Mark Harris Connecticut
Fleet Account Executive
800-321-0164 x 6190
mark.w.harris@gm.com

NEW JERSEY

Michael Paritee S. New Jersey & Delaware
Fleet Account Executive
800-321-0164 x 6192
michael.paritee@gm.com

Bev Presti North New Jersey
Fleet Account Executive
800-321-0164 x 6918
bev.presti@gm.com

NEW YORK

Jay Ferraro New York City
Commercial Sales Manger
800-321-0164 x 8870
jay.ferraro@gm.com

Mark Leddy New York
Fleet Account Executive
800-321-0164 x 6191
mark.leddy@gm.com

Lorraine Heinicke New York
Fleet Service Manager
800-321-0164 x 6194
lorraine.heinicke@gm.com

Michele Zeiss CT, MA, W-VT, NY
Commercial Sales Manager
800-321-0164 x 8866
michele.zeiss@gm.com

PENNSYLVANIA

Jim Emmi Philadelphia
Commercial Sales Manager
800-321-0164 x 8869
james.emmi@gm.com

Bob Staub Philadelphia
Fleet Account Executive
800-321-0164 x 6884
robert.staub@gm.com

Keith Anger Pittsburgh
Fleet Account Executive
800-321-0164 x 6907
keith.anger@gm.com

Sharon K. Bradley Pittsburgh
Commercial Sales Manager
800-321-0164 x 8362
sharon.k.bradley@gm.com

WASHINGTON, DC

Ron Teasley Washington, DC
Fleet Account Executive
800-321-0164 x 6897
ron.teasley@gm.com

GOVERNMENT SALES

Chuck Compagnoni NY, VT, NH, CT, MA, RI, ME
Fleet Account Executive – Govt. Sales
800-321-0164 x 6189
chuck.1.compagnoni@gm.com

Brad Beauchamp PA, DE, MD, VA, WV, NJ, DC
Fleet Account Executive – Govt. Sales
800-321-0164 x 6188
brad.beauchamp@gm.com

PERSONNEL

NORTH CENTRAL REGION

Regional Office
387 Shuman Blvd. - 300 E.
Naperville, IL 60563
Fax: 630-961-6371

Roy Pikus
Regional Manager
630-961-6425
roy.v.pikus@gm.com

Larry Speicher
Regional Commercial Manager
630-961-6868
larry.d.speicher@gm.com

Susan Bara
Regional Coordinator
630-961-6365
susan.bara@gm.com

ILLINOIS

Lee Kirby
Commercial Sales Manager
630-531-7373
lee.kirby@gm.com

Bob Lawler
Fleet Account Executive
219-947-7794
robert.lawler@gm.com

ILLINOIS/WISCONSIN

Roger Beedle
Fleet Account Executive
630-961-6307
roger.beedle@gm.com

IL, IN, OH

L.V. Turner
Fleet Account Executive
317-745-5492
lv.turner@gm.com

INDIANA/CENTRAL ILLINOIS

Rich Kruzel
Commercial Sales Manager
574-276-4810
rich.kruzel@gm.com

MICHIGAN

Geoff Lewellen
Commercial Sales Manager
586-899-1292
geoff.r.lewellen@gm.com

Mike Lambregtse
Fleet Account Executive
248-375-5256
mike.lambregtse@gm.com

IOWA/MINNESOTA

Jeff Haag
Fleet Account Executive
952-831-6958
jeff.haag@gm.com

OHIO

Mike Wilson
Commercial Sales Manager
330-704-8904
mike.1.wilson@gm.com

Eric Raich
Fleet Account Executive
440-779-3163
eric.raich@gm.com

OH, MI, IN

Jack Welsh
Fleet Account Executive - Service
330-725-1569
jack.welsh@gm.com

MN, ND, IA, W. WI

Rob Stewart
Commercial Sales Manager
952-836-6350
rob.stewart@gm.com

GOVERNMENT

Jerry Leanderson
Fleet Account Executive - Municipal
630-778-4941
jerry.leanderson@gm.com

Doug Dittrich
Fleet Account Executive - Municipal
630-961-6353
doug.dittrich@gm.com

IA, IL, MN, ND, WI

Rich Moore
Fleet Account Executive - Service
630-551-0670
rich.moore@gm.com

SOUTHEAST REGION

Regional Office
11700 Great Oaks Way, Suite 4
MC 300-225-400
Alpharetta, GA 30022
Fax: 678-240-9709

Quentin Jones
Regional Manager
678-240-9907
quentin.q.jones@gm.com

Dick Pryor
Regional Sales Manager
678-240-9873
dick.pryor@gm.com

Rachelle L. Coleman
Fleet/Commercial Coordinator
678-240-9796
rachelle.coleman@gm.com

AL, GA, KY, TN

Randy Queen
Fleet Account Executive - Municipal
770-321-6140
randy.queen@gm.com

KY, GA, TN, AL

Alan Zak
Fleet Account Executive - Service
770-844-7765
alan.zak@gm.com

FL, PR

Jim Mellon
Fleet Account Executive - Municipal
407-656-7265
james.mellon@gm.com

Dana Brodbeck
Fleet Account Executive - Service
239-272-5752
dana.brodbeck@gm.com

FLORIDA

Ted Pfister
Commercial Sales Manager
407-319-4621
ted.pfister@gm.com

S. FLORIDA

Jay Surratt
Fleet Account Executive - Sales
561-357-3449
jay.surratt@gm.com

NC, SC

Griffin Mack
Fleet Account Executive - Sales
704-517-5103
griffin.mack@gm.com

SC, NC, VA, WV

John Freking
Fleet Account Executive - Municipal
678-393-1348
john.1.freking@gm.com

S. AL, GA, W. SC

Ray Nowowiecki
Commercial Sales Manager
404-217-0331
ray.nowowiecki@gm.com

N. AL, KY, TN, WV

Amos Zain
Commercial Sales Manager
615-347-2735
amos.zain@gm.com

NC, E. SC, VA

Kevin Frasz
Commercial Sales Manager
704-651-9390
kevin.1.frasz@gm.com

GEORGIA

Julian Knox
Fleet Account Executive - Sales
404-217-9786
julian.knox@gm.com

N. FL

Leland Wallace
Fleet Account Executive - Sales
813-654-7557
leland.wallace@gm.com

E. NC, VA, WV

Steven English
Fleet Account Executive - Sales
919-761-9065
steven.english@gm.com

AL, KY, TN

Matt Benjamin
Fleet Account Executive - Sales
615-426-7083
matthew.benjamin@gm.com

NC, SC, VA, WV

Dick Bates
Fleet Account Executive - Service
704-291-7078
richard.1.bates@gm.com

POLICE VEHICLE SUPPORT

Billy Regar
Sales Support Manager - Police
386-295-5637
billy.regarsr@gm.com

SOUTH CENTRAL REGION

Regional Office

*225 E. John Carpenter Freeway, Suite 1100
Irving, TX 75062
Fax: 972-443-2921*

Steve Pottenger
Regional Fleet & Commercial Manager
972-443-2920
steve.pottenger@gm.com

Brighton Greene
Regional Commercial Manager
972-443-2917
brighton.greene@gm.com

Judi Rojas
Administrative Assistant
972-443-2906
judi.rojas@gm.com

MISSOURI

Phillip Mailey Kansas City
Fleet Account Executive
800-211-3611 box 1238
phillip.mailey@gm.com

Jerry Meyer St. Louis
Fleet Account Executive
800-211-3611 box 8419
jerry.meyer@gm.com

Ron Mealman St. Louis
Commercial Sales Manager
800-211-3611 box 8343
ron.mealman@gm.com

TENNESSEE

Frank Ellis Memphis
Fleet Account Executive
800-211-3611 box 7999
frank.r.ellis@gm.com

Robyn Murphy Memphis
Commercial Sales Manager
800-211-3611 box 8340
robyn.murphy@gm.com

TEXAS

Chuck Husby Dallas
Fleet Account Executive
972-443-2916
charles.husby@gm.com

Sarah Jensen Dallas
Fleet Account Executive
972-443-2919
sarah.jensen@gm.com

Robert Cole Dallas
Fleet Account Executive - Service
800-211-3611 box 8177
robert.cole@gm.com

Dan Wong Dallas - E
Commercial Sales Manager
800-211-3611 box 8341
dan.wong@gm.com

Rick Maybury Dallas - W
Commercial Sales Manager
800-211-3611 box 8345
rick.maybury@gm.com

Ernie Albers Houston
Fleet Account Executive
800-211-3611 box 1227
ernie.albers@gm.com

Charles Harkless Houston
Fleet Account Executive
800-211-3611 box 1244
charles.harkless@gm.com

Doug Jackson Houston
Fleet Account Executive - Service
800-211-3611 box 8377
doug.1.jackson@gm.com

Dee J. Walls Houston
Commercial Sales Manager
800-211-3611 box 8020
dee.walls@gm.com

ALTERNATIVE FUELS

Mark Warren
Alternative Fuel Vehicle Manager
972-443-2918
mark.warren@gm.com

WESTERN REGION

Regional Office

*515 Marin St., Suite 101
Thousand Oaks, CA 91360
Fax: 805-373-8432*

Bill Palace
Regional Manager
805-373-9654
william.w.palace@gm.com

Mark Franczek
Regional Commercial Manager
805-373-9625
mark.franczek@gm.com

Kim Mellon-Smith
Administrative Assistant
805-373-9635
kimberly.e.mellon-smith@gm.com

CALIFORNIA

Doug Rawlins Northern CA
Commercial Sales Manager
800-248-5507 x 58534
doug.rawlins@gm.com

Joseph Milton Southern CA
Commercial Sales Manager
800-248-5507 x 58853
joe.milton@gm.com

Max Bell Los Angeles
Fleet Account Executive
800-248-5507 x 58542
max.bell@gm.com

Tom Reilly San Diego
Fleet Account Executive
800-248-5507 x 58544
tom.reilly@gm.com

Paul Ryan San Ramos/Sacramento
Fleet Account Executive
800-248-5507 x 35434
paul.ryan@gm.com

Geoff Spickler South CA
Fleet Account Executive
800-248-5507 x 58702
geoff.spickler@gm.com

DESERT

Freddy (Jack) Smith Jr. Phoenix
Fleet Account Executive
800-248-5507 x 35488
freddy.smith@gm.com

Richard Patterson
Commercial Sales Manager
800-248-5507 x 58536
rich.h.patterson@gm.com

Scott Bruske
Fleet Account Executive – Service South
800-248-5507 x 58541
scott.bruske@gm.com

PACIFIC NORTHWEST

Paul Dunbar
Commercial Sales Manager
800-248-5507 x 58825
paul.i.dunbar@gm.com

Mark Cummings
Fleet Account Executive
800-248-5507 x 35439
mark.cummings@gm.com

Mike Sprinkel
Fleet Account Executive – Service North
800-248-5507 x 58539
michael.sprinkel@gm.com

MOUNTAIN

Susan Smithson
Commercial Sales Manager
800-248-5507 x 58537
susan.smithson@gm.com

COLORADO

Dwight Leski Denver
Fleet Account Executive
800-248-5507 x 35421
dwight.leski@gm.com

ALTERNATIVE FUELS

Clay Okabayashi Government/Alt. Fuels
Fleet Account Executive
800-248-5507 x 58820
clay.1.okabayashi@gm.com

GMFLEET.COM

GMFleet.com has resources to help you acquire and manage your business vehicles. With GM's powerful online research and vehicle management tools, you can pinpoint which vehicles will work for your business, access detailed vehicle information, track vehicle orders, and simplify your vehicle management decisions throughout the year. GM Fleet and Commercial personnel are always willing to assist you if the need arises. It's all part of our commitment to provide great service to you.

The website has tailored information and customized tools to assist users in these segments:

- Small businesses
- Fleets
- Fleet management companies
- Government
- Special Vehicle Manufacturers

THESE ARE SOME OF THE FEATURES YOU'LL FIND IN GMFLEET.COM

VEHICLE INFORMATION:

- Vehicle Showroom
- Commercial Truck Guide
- Online Order Guide
- Specialized Vehicles
- Upcoming Vehicles
- Used Vehicles

VEHICLE RESEARCH & PRICING:

- Incentives and Programs
- Competitive Comparison
- Annual Fuel Cost
- Crash Test Ratings
- GM Quality and Safety

ORDERING INFORMATION & ASSISTANCE:

- Order Management Reports
- Vehicle Order Status
- eFleet Product Availability
- Special Vehicle Manufacturer (SVM) Inventory
- Vehicle Locator
- Dealer Locator
- GM Support Center

OWNERSHIP:

- Warranty Information (GMVIS)
- Service Bulletins (SI2000)



SIMPLE ADMINISTRATION FOR YOU! MAXIMUM CONVENIENCE FOR YOUR DRIVERS!

GM FleetTrac allows you to take advantage of the GM dealer network, GM certified technicians, specialized diagnostic equipment, GM technical support and quality GM parts – all at competitive market pricing – and receive one monthly consolidated invoice.

GM FleetTrac is your management tool – designed to help you monitor repair costs, streamline your administration and keep your drivers and vehicles on the road.

HERE'S HOW YOUR FLEET BENEFITS FROM GM FLEETTRAC:

CONVENIENCE

- Over 4,200 participating dealers nationwide
- One monthly consolidated invoice
- Reports and real-time spending available online at www.gmfleettrac.com
- Available to all makes and models in customer fleet

PROFESSIONAL SUPPORT

- Repair authorizations 24/7 by service professionals
- Account Manager for each GM FleetTrac customer

ADMINISTRATIVE SAVINGS

- Reduces internal accounting workload
- No need to establish new accounts
- No need to issue multiple checks each month

FINANCIAL CONTROLS

- Customer-set spending limits
- Competitive market pricing for all parts & labor
- Drivers have membership card – NOT a credit card

GM FLEET SERVICE CARD

Ideal for small commercial fleets. It provides consolidated billing and vehicle maintenance management.

The Fleet Service Card was developed by General Motors and Wright Express to bring smaller

local fleets more convenience and control. The GM Fleet Service Card is a charge card that allows your fleet drivers to purchase fuel from over 150,000 stations – as well as maintenance, service and parts from hundreds of GM Goodwrench Dealers – nationwide.



HOW YOUR FLEET BENEFITS FROM THE GM FLEET SERVICE CARD:

Control

You'll know exactly when, where, and how often each of your vehicles were fueled or serviced. You can even control how many daily transactions each card is allowed.

Security

Driver ID numbers are required for purchases, so only drivers with an authorized Driver ID can use a GM Fleet Service Card.

Analysis

Isolate your fueling and maintenance costs and identify which vehicles have a better cost-per-mile operating efficiency.

Convenience

Enjoy the quality and convenience of 150,000+ fueling stations and hundreds of GM Goodwrench Dealers nationwide.

Accountability

Exceptions are indicated so you can quickly identify potential trouble spots such as drivers not meeting your company's purchasing policies.

HOW THE GM FLEET SERVICE CARD WORKS

On the road:

- Your fleet driver brings the vehicle into a participating fueling station or GM Goodwrench Dealer.
- For a service transaction, the dealer "swipes" the GM Fleet Service Card or calls headquarters for authorization, and inputs the driver's ID and the vehicle's odometer reading.
- For a fuel transaction, the driver can pay at the pump by "swiping" the card and inputting his ID and odometer reading.

Back at the office:

- Wright Express sends you one consolidated statement.
- You pay Wright Express only once a month – for your entire fleet.
- Easy account maintenance – Access, maintain and update account in real-time – even add and terminate vehicles and drivers immediately with just a few clicks.
- Exclusive OPIS® Fuel Price Tools – See exactly what your drivers are paying compared to others in the same area. Right now, OPIS® (Oil Price Information Services, the world's most widely accepted fuel price benchmark) is doing fuel price reconnaissance work in your area.
- Range of purchase control tools – Keep a close watch on your purchases to identify potential problems or misuse quickly. With Purchase Alerts, you'll automatically receive an email notification if a transaction falls outside your purchasing guidelines.

FOR MORE INFORMATION ABOUT THE GM FLEET SERVICE CARD, AND HOW IT CAN BENEFIT YOUR BUSINESS, CALL TOLL-FREE 1-888-591-0352

**CALL: 1-888-4GM-FLEET (1-888-446-3533)
VISIT: WWW.GMFLEETTRAC.COM**

WARRANTY

CHEVROLET, BUICK, GMC, HUMMER, PONTIAC AND SATURN PASSENGER CARS AND LIGHT DUTY TRUCKS

Chevrolet, Buick, GMC, HUMMER*, Pontiac and Saturn owners are covered by a limited warranty and services that include the following:

BUMPER-TO-BUMPER COVERAGE

- The 3-year/36,000 mile, whichever comes first, limited warranty covers repairs for all 2007 Chevrolet, GMC, Pontiac and Saturn vehicles, including labor and parts, to correct any defect in materials or workmanship occurring during the warranty period.
- A 4-year/50,000 mile, whichever comes first, limited warranty covers repairs for 2007 HUMMER* and Buick vehicles, including labor and parts, to correct any defect in materials or workmanship occurring during the warranty period.
- The 6.6L Duramax Diesel engine is covered for 5 years or 100,000 miles, whichever comes first, and is subject to a \$100 deductible per visit after the first 3 years or 36,000 miles.
- Chevrolet Aveo and Cobalt powertrains are covered for 5 years/60,000 miles, whichever comes first.
- Hybrid vehicles have separate component specific coverage. Please consult your dealer for details.

COURTESY TRANSPORTATION

- During the bumper-to-bumper new vehicle limited warranty coverage period, interim transportation may be available under Chevrolet, Buick, Pontiac, Saturn and GMC Courtesy Transportation Programs. Please consult your dealer for details. (Excludes vehicles in daily and long-term rental service.)

SHEET METAL COVERAGE

- Corrosion: Body sheet metal panels are covered against rust for 3 years or 36,000 miles, whichever comes first. 2007 HUMMER* and Buick models are covered for 4 years or 50,000 miles, whichever comes first.
- Rust-through: Any body sheet metal panel that rusts through continues to be covered for up to 6 years or 100,000 miles, whichever comes first. 2007 HUMMER* and Buick models are covered for 6 years/unlimited mileage.

ROADSIDE ASSISTANCE

- Chevrolet, Buick, Pontiac, Saturn and GMC are proud to offer the response, security and convenience of 24-Hour Roadside Assistance Programs. Please consult your dealer for details.

CADILLAC OWNER PRIVILEGES

Ownership of a Cadillac encompasses the highest standard of privileges and benefits in addition to the renowned Cadillac Gold Key Delivery System.

24-HOUR CUSTOMER ASSISTANCE

- Contact Cadillac by calling the Customer Assistance Center at 1-800-458-8006, or through our website at www.cadillac.com. Our trained professionals are available to assist with any question or concern –24 hours a day, 365 days a year.

CADILLAC ROADSIDE SERVICE

- A Cadillac Roadside Service Phone Advisor is available 24 hours a day, 365 days a year, to address concerns over the phone or by sending a trained Cadillac technician to the vehicle location to perform a needed repair (some geographic restrictions apply).

TRIP-INTERRUPTION PROTECTION

- If Cadillac customers should ever need overnight accommodations due to a warranted repair, Cadillac may reimburse the customer for reasonable hotel, food and even alternate transportation expenses incurred as a result of that repair.

WARRANTY PROTECTION

- The Cadillac Gold Key Bumper-To-Bumper new vehicle limited warranty covers the vehicle for 4 years/50,000 miles, whichever comes first, with no deductible. The body of every Cadillac is warranted against rust-through for 6 years/unlimited miles, whichever comes first.

ALTERNATE TRANSPORTATION

- If the Cadillac vehicle requires warranty repair service for the day, the dealers can furnish shuttle service. The dealer can provide an alternate vehicle if one is available, or reimburse for rental or transportation expense.

GOLD KEY DELIVERY

- The Sales Consultant will conduct a thorough inspection, then provide a complete tour of the new Cadillac and present a package of ownership materials.

THE SAAB OWNERSHIP EXPERIENCE

WARRANTY PROTECTION

- The Saab new vehicle limited warranty includes bumper-to-bumper coverage for 4 years/50,000 miles, whichever comes first. Seatbelt and supplemental restraint coverage is 5 years/unlimited mileage. The perforation limited warranty coverage is 6 years/unlimited mileage for 9-7X and 9-5 and 10 years for 9-3.

AROUND-THE-CLOCK EMERGENCY ASSISTANCE

- Saab owners can call Saab Roadside Assistance toll-free for emergency assistance 24 hours a day, 365 days a year, anywhere in the United States, for the duration of the new vehicle limited warranty (4 years/50,000 miles).

SAAB DEDICATED DELIVERY PROGRAM

- The Saab retailer will conduct a thorough inspection of the new Saab prior to delivery. At the time of delivery, the Saab Sales Consultant will present a complete tour of the vehicle and a package of ownership materials, including a signed Dedicated Delivery Checklist.

MEDIUM DUTY TRUCK VEHICLE AND CHASSIS

Please note: The following warranty information is intended as an overview only for on-highway truck applications. Warranties are valid on original equipment only; upfitted components are not covered. For complete detailed warranty coverage and eligibilities, refer to your GM Warranty Booklet and individual component supplier warranty information.

WARRANTY COVERAGE AT A GLANCE

Warranty coverage applies up to the time or mileage limitation, whichever comes first. The warranty remains with the vehicle regardless of ownership.

2007 VEHICLE COVERAGE FOR TOPKICK/KODIAK C4500-C8500 AND T-SERIES

	Warranty Limitation (time or mileage, whichever comes first)	
	Time Vehicle	Mileage
Basic Coverage ¹ (except where specified below)	2 years	Unlimited
Vortec 8.1L Gas Engine	2 years	Unlimited
Duramax 6.6L Diesel Engine	5 years	100,000 (\$100 deductible charge per event after 36,000 miles)
Isuzu 6H Diesel Engine	3 years	Unlimited
Caterpillar C7 Diesel Engine (Caterpillar Warranty applies) ²	3 years	150,000 ² (or 3,600 hours)
Allison 1000, 2200, 2300, 2500 RDS or HS Series	3 years	Unlimited
Allison 1000 PTS Series	4 years ⁴	100,000
Allison 2200 PTS	5 years ⁵	100,000
Allison 1000, 2200 MH Series	5 years	200,000
Allison 1000, 2200, 3000, 3500 EVS Series	5 years	Unlimited
Allison 3000, 3500 RDS	3 years	Unlimited
Manual Transmission	2 years	Unlimited
Rear Axle	2 years	Unlimited
Frame Rails & Cross Members	5 years	Unlimited
Cab Corrosion – Perforation	5 years	Unlimited
Emissions – Gas Engines	5 years	50,000
Emissions – Diesel Engine	5 years	100,000

Tires: See tire manufacturer's information supplied with vehicle.

Note: Courtesy transportation is not available for Medium Duty.

¹ An optional limited warranty of 3 years/36,000 miles is available through GM dealers for C4500/C5500 models. See GM dealer.

² Limited warranty administered by Caterpillar. Towing is covered for 12 months only and labor is not covered in the third year. See Caterpillar Owner's Manual for details.

³ Allison Edge Standard Transmission Coverage administered by Allison. See Allison Owner's Manual for details.

⁴ 3 years for Shuttle Bus.

⁵ 4 years for Shuttle Bus.

2007 VEHICLE COVERAGE FOR W-SERIES

	Warranty Limitation (time or mileage, whichever comes first)	
	Time Vehicle	Mileage
Basic Coverage (except where specified below)	0-36 Months	Unlimited (Diesel) 0-36,000 (Gas)
Engine	0-36 Months	Unlimited (Diesel) 0-36,000 (Gas)
• Transmission	0-36 Months	Unlimited (Diesel)
• Drive Axles		0-36,000 (Gas)
• Propeller Shaft		
• Front Axle I-Beam		
• Crossmembers		
• Flywheel Housing (Diesel)		
• Clutch Housing (Diesel)		
Frame Rails	0-36 Months	Unlimited (Diesel) 0-36,000 (Gas)
	36-60 Months	** Unlimited**
Engine Emissions (Diesel)	0-60 Months	0-100,000
Engine Emissions (Gas)		
• Control System Federal	0-60 Months	0-50,000
• Control System Warranty Performance California ^{***}	0-36 Months	0-50,000
• Control System Defects (Long Term) Warranty California ^{***}	0-84 Months	0-70,000
Corrosion (Rust Through)	0-48 Months	Unlimited

* The warranty coverages are determined by the mileage of the vehicle and the number of months from the delivery date. The warranty coverages are limited by whichever occurs first.

** 50% of dealer's normal charge paid by owner.

*** For diesel units under 14,000 lbs. GVW and all gas units.

TECHNOLOGY – AT YOUR FINGERTIPS

GM brings great technological expertise to today's cars and trucks. GM technology makes the difference.



XM® Satellite Radio³
Welcome to the Next Generation of Radio
 America's most popular satellite radio service gives you the power to choose what you want to hear – wherever and whenever you want.



Touchscreen Navigation System¹¹
 Touchscreen Navigation Systems available on select GM vehicles include audio and navigation system capabilities.



Audio and Visual Entertainment Systems
 Audio and DVD entertainment systems available on select GM models include emerging technologies for the vehicle environment that customers want in their vehicles.



OnStar^{®2}
 OnStar is a safety, security and communications system that provides the personal assistance of caring Advisors 24 hours a day, 7 days a week.

GM'S SEQUEL FUEL CELL CONCEPT

GM's Sequel Fuel Cell Concept achieves a 300-mile range and 0-60 mph acceleration in less than 10 seconds, while emitting only water vapor. It is the first fuel cell vehicle in the industry that delivers the range and performance people expect from their current vehicles, bringing us that much closer to commercial applications of hydrogen fuel as an alternative power source.



TECHNOLOGY: SOLVING PROBLEMS

IMPROVING FUEL EFFICIENCY

GM is improving current engine efficiency with technologies such as Active Fuel Management, hybrids, variable valve timing, 6-speed transmissions and lighter, more aerodynamic vehicle bodies while working on new alternatives.

ACTIVE FUEL MANAGEMENT

Active Fuel Management saves fuel by using only half of the engine's cylinders when driving with a light load and seamlessly opening all cylinders when needed for brisk acceleration or for hauling heavy loads. By 2008, up to two million GM vehicles with V8 and V6 engines will feature Active Fuel Management.



4 CYLINDERS ACTIVE



8 CYLINDERS ACTIVE

GM HYBRID PROPULSION PROGRAM

GM's hybrid propulsion program is focused on the highest fuel-consuming vehicles first, like buses, full-size trucks and SUVs. We will provide a broad portfolio of products - possibly the broadest in the industry and we will implement three distinct hybrid propulsion systems that will provide improved fuel economy, greater savings and lower cost.



Journalists and VIPs attending NFL-related activities during the week of Super Bowl XL were shuttled around Detroit in one of five buses powered by General Motors' hybrid propulsion technology.

SAFETY TECHNOLOGY

GM'S SAFETY TECHNOLOGY

GM's Safety Technology is committed to continuously improving the crashworthiness and crash avoidance of GM vehicles. GM's safety efforts are designed to help you in three ways:

Before: Helping you avoid a crash
During: Protecting occupants
After: Calling for help

BEFORE: *GM is committed to helping drivers avoid accidents:*

StabiliTrak stability enhancement system works in low-traction conditions like ice, snow, gravel, wet pavement, and uneven road surfaces to help the driver control the vehicle's direction and help keep it on course.

Magnetic Ride Control adjusts the shock damping continuously to provide exceptional vehicle control and increased tire contact with the road surface.

Adaptive Cruise Control automatically detects objects in the vehicle's path and adjusts vehicle speed to help maintain a safe distance.



DURING: *GM technology helps reduce the risk of injury to drivers and their passengers:*

Safety Features on GM cars and trucks are illustrated by the new 2007 Chevrolet Tahoe. New standard and available features, including roof-mounted head curtain side air bags with rollover protection for all seating rows, compliment the stronger chassis and body structures to provide excellent passenger protection.

Design for Crash Compatibility is a technology that makes many light trucks and vans less damaging to passenger cars in the event of a crash.

Body Structures provide maximum occupant protection and minimum intrusion under a wide range of impact conditions through the use of energy-absorbing engine cradles, extensive use of high-strength steel, plus injected structural foam elements.



AFTER: *GM is committed to helping drivers avoid accidents:*

OnStar is a unique blend of cutting-edge technology and attentive personal service that provides an unparalleled level of safety, security, and information. With this innovative service, at the touch of a button, an OnStar Advisor is available to contact emergency help. In a crash, when the air bags deploy, OnStar will automatically send a call for help with the exact location of your car or truck to the OnStar Center, where trained advisors will immediately contact emergency services.





GENERAL MOTORS – FUEL ECONOMY AND ALTERNATIVE FUELS LEADER

As you consider the possibility of adding alternative fuel vehicles to your fleet, consider GM's leadership role in fuel economy and alternative fuel sources.

The fact is that GM leads the auto industry in providing the broadest array of fuel-efficient cars, trucks, SUVs and vans.

Consider these facts:

- First OEM to offer Hybrid full-size pickups
- Low-cost Saturn Vue Green Line Hybrid SUV available Fall 2006
- Hybrid Full-Size SUVs available in late 2007
- Expanded availability of E85 products
 - Nearly 2 million E85 GM vehicles on the road
 - Chevrolet Impala is E-85 capable – a fleet favorite
- Leadership role in developing fuel cell vehicles

GM LEADS IN E85 VEHICLES

GM is a leader in producing a complete range of FlexFuel vehicles that can run on either E85 or gasoline and is now building 400,000 new FlexFuel vehicles a year. The following are GM's FlexFuel 2007 models:

- Chevrolet Impala
- Chevrolet Monte Carlo
- Chevrolet Avalanche
- Chevrolet Silverado Classic
- Chevrolet Suburban
- Chevrolet Tahoe
- GMC Sierra Classic
- GMC Yukon
- GMC Yukon XL



E85

WHAT IT IS:

E85 ethanol, a blend of 85% ethanol and 15% gasoline is a renewable fuel made mostly from U.S. - grown corn.

Because it helps to reduce greenhouse gas emissions, E85 ethanol is an exciting new energy resource. That's why GM already has nearly 2 million FlexFuel vehicles, which run on E85 ethanol or gasoline, on the road today in all 50 states, and has collaborated with the Governor's Ethanol Coalition to create greater usage and understanding of E85 ethanol.

WHERE IT IS:

Because GM FlexFuel vehicles can run on E85 ethanol or gasoline, you can choose the fuel that's best for you at approximately 700 E85 ethanol pumps nationwide. That number is growing. For example, GM and fuel suppliers are working together to increase the amount of E85 ethanol pumps in California.

In other states, GM is partnering with government, fuel providers and fuel retailers to help you choose E85 ethanol sooner.

WHY IT'S GREAT:

Why does GM care so much about ethanol? Ethanol can help:

- Reduce greenhouse gas emissions.*
- Reduce dependence on petroleum.*
- Improve vehicle performance because E85 ethanol has a higher octane rating than gasoline, which allows for more horsepower and torque.
- Reduce smog-forming emissions.
- Support the domestic agriculture industry in the U.S.

*View the science supporting these claims at www.livegreengoyellow.com

NEW SUVs LEAD GM'S HYBRID STRATEGY



Hybrid technology is just one facet of GM's fuel-saving strategy and its first targets have been the highest fuel-consuming vehicles in GM's fleet – Sport Utility Vehicles (SUVs) and pickups. The goal has been to provide the broadest portfolio of products with hybrids first on the highest-volume car and truck models – with no compromises in performance

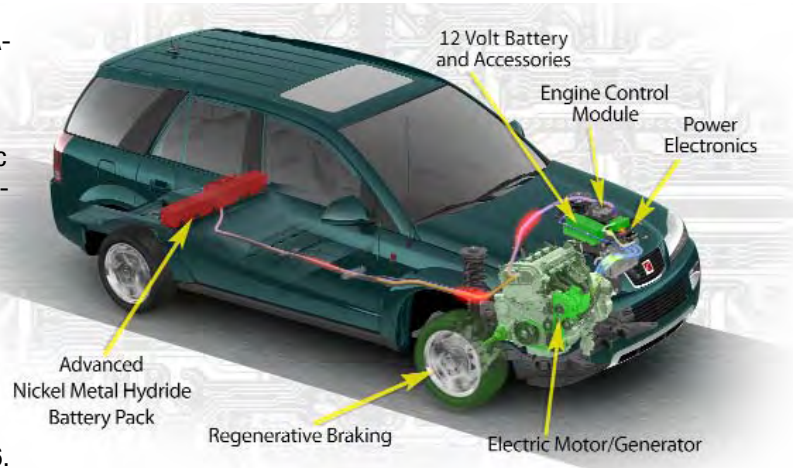
GM first approached the hybrid in its full-size pickups and is expanding now to SUVs with Saturn launching the 2007 Saturn Vue Green Line in mid-2006 as the lowest-priced hybrid available in the United States. It will follow up with the two-mode full-hybrid Chevy Tahoe and GMC Yukon in late 2007 and later in a new line of Chevrolet Silverado and GMC Sierra full-size pickups. This approach leverages GM's leadership in automatic transmission and electronic controls with integrated, powerful and compact electric motors and provides full hybrid capability and efficiency as well as superior acceleration and continuous power.

2007 SATURN VUE GREEN LINE HYBRID

The 2007 Saturn Vue Green Line Hybrid features a new, more affordable hybrid system. The Vue Green Line Hybrid delivers an EPA-estimated 27 mpg in the city and 32 mpg on the highway – a fuel economy improvement of about 20 percent over the non-hybrid Vue.

The Vue Green Line uses sophisticated controls and a unique electric motor/generator mated to a 2.4L VVT four-cylinder engine and 4T45-E four-speed transmission. It is a simple and flexible hybrid design that allows increased fuel economy through engine shut-off at idle, fuel cut-off during deceleration, electric power assist during acceleration and the capability to capture electrical energy through regenerative braking.

The Vue Green Line is based on the popular Vue SUV, which was restyled for 2006 with distinctive exterior appointments and a more refined interior. The VUE Green Line will arrive at dealers in Fall 2006.



TWO-MODE FULL-HYBRID CHEVY TAHOE AND GMC YUKON

The Chevrolet Tahoe and GM Yukon two-mode Hybrid SUVs deliver a 25%* improvement in fuel economy and an excellent driving experience that SUV customers know and love. The Hybrid Tahoe and Yukon will go on sale in 2007 as 2008 models.

The Vortec V-8-powered Tahoe two-mode Hybrid is expected to deliver a composite fuel efficiency improvement of 25% when combined with Active Fuel Management™ cylinder deactivation technology.

The two-mode is patented hybrid technology with two modes optimized for city and highway driving. In the first mode, at low speed and light loads, the vehicle can operate in three ways: electric power only, engine power only or in any combination of engine and electric power. When operating with electric power only, it provides all the fuel savings benefits of a full hybrid system. Leaving the engine shut off for extended periods of time and moving under electric power at low speed is key to reducing fuel consumption in heavy stop and go traffic.

**Over conventional Tahoe/Yukon engine*



Life happens while your drivers are on the road.



That's why there's OnStar.

Help your drivers can count on — that's OnStar.

Life can surprise you, even when you're driving. That's why OnStar is there: to offer your drivers help when they need it. With OnStar, they'll have access to a knowledgeable Advisor who knows their names and locations, as well as nearby service providers available to them.

GM vehicles offer the peace of mind of OnStar. Ford, Chrysler, Toyota, and Honda don't offer OnStar.

If it happens on the road, OnStar Advisors are there.

Having OnStar is like traveling with a trusted companion, ready to help with virtually any situation. OnStar includes safety features that can help drivers with everything from door unlock assistance to calling for emergency help. In fact, OnStar has answered over 53 million calls for help since its inception in 1996.

The choice is easy.

With availability on over 50 GM cars, trucks, and SUVs, OnStar can fit into almost any price range — letting you save money and allowing your entire fleet to drive with the enhanced peace of mind OnStar offers. A GM vehicle equipped with OnStar is a better choice to help keep your drivers — and your investment — protected while on the road.

What's more, OnStar Directions & Connections can help your drivers find their way around construction and traffic slowdowns — and reduce time lost to breakdowns and vehicle problems...good news for your bottom line!



OnStar Business Vehicle Manager

Your fleet management solution

Each month, fleet vehicles enrolled in OnStar Business Vehicle Manager will automatically send OnStar their current odometer readings and oil life remaining. OnStar will also provide Open Recall Campaigns for 2007. Fleet Administrators or designated Fleet Management Companies will receive a detailed monthly report from OnStar. It's simple — no extra hardware or installation necessary!

Key benefits:

- Accurate vehicle mileage logs
- Maintenance that is timely and optimal for your fleet
- Helps reduce unnecessary maintenance costs
- Consolidated at-a-glance reporting

ABC Company
OnStar Business Vehicle Manager Report
April 2006

VIN	CURRENT MONTH			PREVIOUS MONTH		
	Call Date	Odometer	Oil Life % Remaining	Call Date	Odometer	Oil Life % Remaining
4GMDU03E080000001	3/23/06	13088	0	2/21/06	10063	39
4GMDU03E080000002	3/19/06	13526	0	2/10/06	9838	47
4GMDU03E0900000003	3/28/06	12590	2	2/24/06	11174	26
4GMDU03E0800000004	3/20/06	11207	3	2/18/06	8300	51
4GMDU03E0900000007	3/23/06	11937	5	2/21/06	9079	54
4GMDU03E0800000008	3/23/06	11443	7	2/21/06	8627	53
4GMDU03E0800000001	3/20/06	10082	8	2/19/06	7765	43
4GMDU03E0800000002	3/23/06	5671	12	2/24/06	3615	40
4GMDU03E0900000003	3/23/06	11743	14	2/21/06	8882	59
4GMDU03E0800000004	3/23/06	16586	15	2/21/06	12466	81
4GMDU03E0800000001	3/12/06	14673	22	2/10/06	12764	56
4GMDU03E0800000002	3/23/06	13664	23	2/21/06	10509	62
4GMDU03E0900000003	3/23/06	14792	27	2/21/06	11733	76
4GMDU03E0800000004	3/23/06	8277	33	2/21/06	6531	76
4GMDU03E0800000007	3/21/06	8368	37	2/18/06	7137	64
4GMDU03E0800000008	3/24/06	4238	40	2/21/06	3850	46
4GMDU03E0800000001	3/26/06	5079	40	2/22/06	4055	51
4GMDU03E0800000002	3/09/06	2854	42	2/08/06	1810	67
4GMDU03E0900000003	3/28/06	3678	43	2/10/06	2747	58
4GMDU03E0800000004	3/29/06	3794	44	2/24/06	2453	60

Sample data for demonstration purposes.

Visit onstar.com/fleet for details.

OnStar is available on over 50 GM models.

The first year of OnStar service is included on all new OnStar-equipped GM models.
After the first year, the Safe & Sound Plan costs just \$16.95 a month.*

ONSTAR SERVICES

	Safe & Sound SM	Directions & Connections [®]
Automatic Notification of Air Bag Deployment If your air bags deploy, we can contact you to ask if you need assistance.	●	●
Emergency Services If you ever need help, OnStar is your link to emergency services.	●	●
Stolen Vehicle Location Assistance If your vehicle is stolen, an Advisor can help authorities attempt to locate it.	●	●
Remote Door Unlock An Advisor can send a signal to unlock your doors in most cases.	●	●
Hands-Free Calling Allows you to make and receive voice-activated phone calls in your vehicle.	●	●
Roadside Assistance If you need help on the road, we can call a nearby service provider.	●	●
Accident Assist Get step-by-step guidance about what to do in the event of an accident.	●	●
Driving Directions Get directions to any destination.		●
RideAssist Call OnStar if you're incapable of driving, and we'll call a taxicab.		●
Information/Convenience Services Get service recommendations and directory information from an Advisor.		●

*Plus tax. Credit card payment required for monthly subscription.

ONSTAR IS AVAILABLE FACTORY-INSTALLED ON THESE 2007 MODELS:

 Cadillac CTS DTS Escalade Escalade ESV Escalade EXT SRX STS XLR CTS-V STS-V XLR-V	 BUICK LaCrosse Lucerne Rainier Rendezvous Terraza
 SATURN AURA ION OUTLOOK RELAY SKY VUE	 HUMMER H2 H2 SUT H3
 PONTIAC G5 G6 Coupe G6 Sedan Grand Prix Solstice Torrent Vibe	 GMC Acadia Canyon Envoy Envoy Denali Sierra Sierra Classic Yukon Yukon Denali Yukon XL Yukon XL Denali
 CHEVROLET Avalanche Cobalt Colorado Corvette Equinox HHR Impala Malibu Malibu Maxx Monte Carlo Silverado Silverado Classic Suburban Tahoe TrailBlazer Uplander	 SAAB 9-3 9-5 9-7X

ONSTAR FACTORY OPTION PACKAGES FOR FLEET

Package Description	Option Code	Vehicles with Safe & Sound Standard**	Vehicles with D & C Standard**	Free Flow (UE1)**
One additional year of Safe & Sound (24-month total)	R8G	\$199	\$199	N/A
Two additional years of Safe & Sound (36-month total)	R8P	\$379	\$379	N/A
First year upgrade to Directions & Connections	R8W	\$100	N/A	N/A
One additional year of Directions & Connections (24-month total)	R8Y	\$399	\$299	N/A
Two additional years of Directions & Connections (36-month total)	R8Z	\$679	\$579	N/A
Three years of S & S "Free Flow," including hardware (36-month total)	R8U	N/A	N/A	\$679
Three years of Directions & Connections "Free Flow," including hardware (36-month total)	R8V	N/A	N/A	\$979

**Plus tax. Prices/Packages subject to change.

ONSTAR BUSINESS VEHICLE MANAGER FACTORY OPTIONS

Package Description	Option Code	Price
One year of Business Vehicle Manager service (12-month total)	RFA (Requires UE1)	\$25
Two years of Business Vehicle Manager service (24-month total)	RFB (Requires UE1 and R8G or R8Y)	Included at no charge with purchase of one additional year of OnStar service
Three years of Business Vehicle Manager service (36-month total)	RFC (Requires UE1 and R8P or R8U or R8V or R8Z)	Included at no charge with purchase of two additional years of OnStar service



OnStar services require vehicle electrical system (including battery), wireless service, and GPS satellite signals to be available and operating for features to function properly. OnStar acts as a link to existing emergency service providers. Subscription service agreement required. Ability to locate stolen vehicles and Remote Door Unlock success vary with conditions. Diagnostic capabilities available on 2004 MY and newer GM models delivered after 4/21/04 and equipped with the GM Oil Life System. Diagnostics not available on Cadillac Catera, Pontiac Vibe, and Saab 9-3 and 9-5. Diagnostic services vary on Cadillac SRX V8; Saturn VUE, Ion, and L-Series; Chevy Silverado diesel; and GMC Sierra diesel. For details, call 1-888-4ONSTAR (1-888-466-7827). OnStar Hands-Free Calling requires a Hands-Free Calling-enabled vehicle, existing OnStar service contract, and prepaid minutes or enrollment in a shared minutes plan. Not available in certain markets. Calls may be made to the U.S. and Canada only. OnStar voice recognition system may not work with some voices. The marks of General Motors, its divisions, slogans, emblems, vehicle model names, vehicle body designs, and other marks appearing in this document are the trademarks and/or service marks of General Motors Corporation, its subsidiaries, affiliates, or licensors. ©2006 OnStar Corp. All rights reserved. OnStar and the OnStar Emblem are registered trademarks of OnStar Corp.



AVAILABLE IN OVER 50 GM VEHICLES. KEEPING YOUR FLEET ON THE MOVE.

XM SATELLITE RADIO HELPS YOUR FLEET STAY UP TO DATE. ENTERTAINED. AND WORKING HARD.

Not only is it easy to order (just choose **option U2K**), but XM can also help your workforce:

- Avoid slowdowns with XM Instant Traffic & Weather in 21 metropolitan markets
- Stay informed with the latest news from CNN, FOX News, XM Public Radio,TM and many more
- Be entertained with the most commercial-free music in satellite radio
- Keep up with the home team with the biggest names in sports broadcasting — ESPN Radio, FOX Sports, Major League Baseball,[®] National Hockey League, PGA, and more

AFFORDABLE FOR YOUR WHOLE FLEET.

XM service is available for \$12.95 a month. Or purchase a Multi-Year Service Package and save even more.



Available in the 48 contiguous United States. \$12.95 monthly subscription sold separately. All fees and programming subject to change. Subscription subject to customer agreement. For more information, visit gm.xmradio.com. The XM name and related logos are registered trademarks of XM Satellite Radio Inc. ©2006 XM Satellite Radio Inc. All rights reserved. The GM Emblem is a registered trademark of General Motors Corp. ©2006 General Motors Corp. All rights reserved.

FLEET ACCOUNT NUMBERS

Fleet Account Numbers (FANs) are assigned to qualified fleet users upon application to General Motors Fleet and Commercial through the GM Fleet Account Number System (GMFANS) website. All marketing divisions of General Motors utilize a Common FAN when ordering vehicles for fleets. Qualified fleet users may be eligible for fleet incentives, fleet programs and/or other incentives in conjunction with the purchase or lease of new cars and trucks. Dealers' orders for qualified fleet users may be eligible for fleet allocation, fleet programs and/or other incentives in conjunction with the sale or lease of new cars and trucks.

FLEET ENROLLMENT FORMS

Fleet customers should complete the Fleet Enrollment Screen on the GMFANS website at their GM dealer to be submitted to GM for approval. A qualified fleet user is defined as any company that has purchased and registered or leased 5 or more new cars and/or trucks (any combination of manufacturers) solely for use in its operation during the current or preceding calendar or model year or preceding 12-month period, or that owns or leases 15 or more cars and/or trucks. Political Subdivisions and Public Utilities are qualified fleet users — registration and ownership certifications are not required. All required fields on the enrollment screen must be completed prior to submission to GM for processing. Failure to complete required fields will result in immediate rejection of the application back to the dealer for completion. Qualified fleet users and/or GM Dealers who do not comply with the Fleet program requirements may have FANs canceled and may be charged back the amount of incentives or allowances. See the GMFANS website for retention rules and other stipulations.

FLEET ENROLLMENT APPLICATION PROCESSING

General Motors Fleet and Commercial Operations receives electronic applications for processing from the website. Each enrollment screen is reviewed prior to issuing new Fleet Account Numbers. The dealer will be informed of the results of this review via electronic mail. If the dealer or the fleet customer needs further clarification concerning a Fleet Account Number, a call should be placed to the Fleet Action Center (1-800-FLEETOP) (1-800-353-3867).

GENERAL MOTORS DUAL FAN (FLEET ACCOUNT NUMBERS) PROCESS

To process orders and deliveries for passenger cars and light duty trucks for Fleet Leasing and Fleet Management companies, General Motors requires the use of two (2) Fleet Account Numbers. Orders of this type should be entered to the Vehicle Order Management (VOM) system using the order type "FLS – Fleet Leasing Company." Deliveries of these types of sales should be reported through the Customer Delivery Reporting system using the delivery type "014 – Fleet Leasing Company." The primary FAN to be entered is that of the Fleet Management or Fleet Leasing Company (lessor). The second FAN is that of the end user customer. This procedure allows both the dealers and GM to accurately track orders for its fleet customers.

BUSINESS CENTRAL

BUSINESS CENTRAL

Dealers Dedicated To Your Business

Chevrolet and GMC dealerships in the coast-to-coast Business Central network feature professionally trained staff dedicated to helping businesses like yours find the right vehicles to do the job – no matter what the job is.

Trained professionals know which vehicles are the best for the jobs you do, and can make the widest selection of work-ready vehicles available to you on a moment's notice. They can also advise you on the vehicle features that provide the most sensible working solution.

Each Business Central dealership features service facilities equipped to keep business work vehicles operating at peak efficiency.

The Chevrolet and GMC Business Central network dealerships have the equipment, space and know-how to conduct routine service on your commercial vehicles quickly and efficiently to keep them on the road.

CHEVROLET AND GMC BUSINESS CENTRAL DEALERS:

- Have dedicated, specially trained business sales staff.
- Keep an inventory of work-ready business trucks, vans and utility vehicles, ready for prompt delivery.
- Can help you outfit vehicles for your specific needs by having access to Special Vehicle Manufacturers and upfit pools.
- Maintain service facilities to handle the unique needs of business customers.



FOR FULL INFORMATION AND THE LOCATION OF CHEVROLET AND GMC BUSINESS CENTRAL DEALERS, GO TO:

<http://www.chevybusinesscentral.com>

<http://www.gmcbusinesscentral.com>





IT'S YOUR BUSINESS. IT'S YOUR CHOICE.

Choose one great option for each eligible new vehicle you purchase or lease.

A \$370 – \$3,133	B \$500/\$900/\$1,200	C \$500	D \$600
Work-Ready Equipment 	Commercial Upfit Cash Back <p>This amount is applied against the full amount of the purchase or lease of the vehicle.</p> <p>Business Choice Safe and Sound Package</p>	Tools of the Trade 	Business Solution <p>It's Better Than Money in Your Wallet</p>

Qualified commercial customers who purchase or lease an eligible new Chevrolet or GMC truck, van, SUV or Chevrolet car have their choice of one of four options noted below. †

2007 Program Enhancements

- Addition of Chevrolet and GMC Full and Mid-Size SUV's and Chevrolet Equinox
- Addition of Select Chevrolet Cars: Malibu and Impala
- Additional years of OnStar Safe and Sound Package included as a commercial upfit under Option B
- No Charge SPO Pickup Toolbox and Rack Options added to Option A
- New Option E Gift Card partner to be announced at a later date

Please visit www.gmbusinesschoice.com for current Program information.

OPTION A	OPTION B
<p>Purchase or lease an eligible commercial vehicle and get your choice of high-quality Adrian® Steel storage systems, ladder racks or toolboxes, or Leggett and Platt Contour Composite Storage Bin system—at little or no extra cost to you.</p>	<p>Depending on the new vehicle you purchase or lease, you can receive \$500, \$900 or \$1,200 toward the full amount of the purchase or lease price when you install a comparable amount of eligible upfit equipment not offered under Option A. Taking it off your purchase price frees up resources for you to apply toward eligible GM Accessories or commercial equipment of your choice.*</p> <p><small>*Note: Any upfit that is in total or in part the equivalent of an available Regular Production Option (RPO) is not eligible. General Motors reserves the right, via Program Headquarters, to make final decisions regarding eligibility of equipment. *See dealer for details or refer to vehicle eligibility chart on www.gmbusinesschoice.com for further details.</small></p>
OPTION C	OPTION D
<p>With your eligible new vehicle purchase or lease you can receive a \$500 Lowe's® Gift Card. It helps give you the power to purchase the tools and equipment from Lowe's® to assist your work needs.*</p> <p><small>*The entire gift card amount may be used for purchases only. No cash back is given on any unused amount.</small></p>	<p>What do you have to spend to run your business? What if that "must-spend" money could work to help you earn your next GM vehicle? Choose Option D to get your \$600 credit and let your purchases work to bring you closer to a new GM vehicle.*</p> <p><small>*Business Card credit option is available from October 1, 2006, to September 30, 2007. Only GM Business Card applicants not meeting credit requirements will receive a \$500 GM Business Choice MasterCard® Stored Value Card. GM Business Cards are issued by Chase Bank USA, N.A. and may be serviced by its affiliates. Some services may be provided by MasterCard® or other providers. Certain restriction and limitations may apply.</small></p>

†2007 GM Business Choice Program Requirements

This program is offered only to businesses that use commercial vehicles for day-to-day business operations and allows you to choose one program option for each eligible new vehicle purchased or leased. You must provide proof of your commercial business. You must take delivery of your eligible new vehicle, including the upfit, during the program period. This program may not be compatible with other offers or incentive programs. Consult with your dealer for program compatibility and other restrictions. The 2007 GM Business Choice program is valid from October 1, 2006 to September 30, 2007.

Adrian Steel is a registered trademark of Adrian Steel. LOWE'S® and the GABLE MANSARD DESIGN are registered trademarks of LF,LLC. Contour CSS is a registered trademark of Leggett & Platt®. GM, the Chevrolet Emblem, GMC, the GMC Truck Emblem are registered trademarks and Chevy is a trademark of the GM Corp. © 2006 GM Corp. All rights reserved. MasterCard is a registered trademark of MasterCard International. Eligible vehicles, equipment, tools, and accessories may differ slightly from versions shown.

For Business Choice Program details and vehicle eligibility visit www.gmbusinesschoice.com

Fuel economy estimates for 2007 models will be determined by tests conducted by the U.S. Environmental Protection Agency (EPA). For the latest 2007 model year numbers, check the EPA website - www.fueleconomy.gov.

Engine Transmission City Highway

COMPACT CAR

CHEVROLET

Aveo	1.6L/4	5-spd Man	26	35
	1.6L/4	4-spd Auto	24	34
Cobalt	2.0L/4	5-spd Man	23	29
	2.2L/4	5-spd Man	25	34
	2.2L/4	4-spd Auto	24	32
	2.4L/4	5-spd Man	25	34
	2.4L/4	4-spd Auto	24	32

PONTIAC

Vibe	1.8L/4	5-spd Man	30	36
	1.8L/4	6-spd Man	25	32
	1.8L/4	4-spd Auto	29	34
Vibe 4WD	1.8L/4	4-spd Auto	26	31

SATURN

ION	2.0L/4 SC*	5-spd Man	23	29
	2.2L/4	5-spd Man	26	35
	2.2L/4	4-spd Auto	24	32
	2.4L/4	5-spd Man	25	34
	2.4L/4	4-spd Auto	24	32

MID-SIZE CAR

BUICK

LaCrosse	3.6L/6	4-spd Auto	19	27
	3.8L/6	4-spd Auto	20	30

CHEVROLET

Impala	3.5L/6 (E85)	4-spd Auto	16	23
	3.5L/6	4-spd Auto	21	31
	3.9L/6	4-spd Auto	19	27
	5.3L/8	4-spd Auto	18	28
Malibu	2.2L/4	4-spd Auto	24	32
	3.5L/6	4-spd Auto	22	32
	3.9L/6	4-spd Auto Select	19	26
Malibu Maxx	3.5L/6	4-spd Auto	22	30
	3.9L/6	4-spd Auto Select	18	26

SC* Supercharged
 HP* Horsepower
 T* Turbocharger
 HEV* Hybrid-Electric Vehicle

Engine Transmission City Highway

CHEVROLET (CONT.)

Monte Carlo	3.5L/6 (E85)	4-spd Auto	16	24
	3.5L/6	4-spd Auto	21	31
	3.9L/6	4-spd Auto	20	28
	5.3L/8	4-spd Auto	18	28

PONTIAC

G6	2.4L/4	4-spd Auto	23	34
	3.5L/6	4-spd Auto	22	32
	3.5L/6	4-spd Auto Select	21	29
	3.9L/6	6-spd Man	18	29
	3.9L/6	4-spd Auto Select	18	26

G6 GT/GTP

G6 GT Convertible	3.5L/6	4-spd Auto Select	19	27
	3.9L/6	4-spd Auto Select	18	26

Grand Prix	3.8L/6	4-spd Auto	20	30
	3.8L/6 SC*	4-spd Auto	19	28
	3.8L/6 SC*	4-spd Auto Select	19	28
	5.3L/8	4-spd Auto Select	18	27

LUXURY CAR

BUICK

Lucerne	3.8L/6	4-spd Auto	19	28
	4.6L/8	4-spd Auto	17	25

CADILLAC

CTS	2.8L/6	6-spd Man	17	27
	2.8L/6	5-spd Auto Select	18	27
	3.6L/6	6-spd Man	17	26
	3.6L/6	5-spd Auto Select	18	27
	6.0L/8	6-spd Man	16	25
DTS	4.6L/8 (LD8)	4-spd Auto	17	25
	4.6L/8 (L37)	4-spd Auto	17	24
STS	3.6L/6	5-spd Auto Select	18	27
	4.4L/8	6-spd Auto Select	14	20
	4.6L/8	5-spd Auto Select	17	26
STS AWD	3.6L/6	5-spd Auto Select	17	25
	4.6L/8	5-spd Auto Select	16	23

LUXURY CAR (CONT.)

SAAB

	Engine	Transmission	City	Highway
9-3 Sport Sedan	2.0L/4 T*	5-spd Man	22	31
	2.0L/4 T*	5-spd Auto Select	22	31
	2.8L/6 T*	6-spd Man	18	28
	2.8L/6 T*	6-spd Auto Select	17	28
9-3 SportCombi	2.0L/4 T*	5-spd Man	22	31
	2.0L/4 T*	5-spd Auto Select	22	31
	2.8L/6 T*	6-spd Man	18	28
	2.8L/6 T*	6-spd Auto Select	17	28
9-3 Convertible	2.0L/4 T*	5-spd Man	21	29
	2.0L/4 T*	5-spd Auto Select	19	27
	2.8L/6 T*	6-spd Man	18	28
	2.8L/6 T*	6-spd Auto Select	17	28
9-5 Sedan	2.3L/4 T*	5-spd Auto Select	18	26
9-5 SportCombi	2.3L/4 T*	5-spd Auto Select	18	26

SPORT CAR

CADILLAC

XLR	4.6L/8	5-spd Auto Select	17	25
-----	--------	-------------------	----	----

CHEVROLET

Corvette	6.0L/8	6-spd Man	18	28
	6.0L/8	6-spd Auto Select	17	27
	7.0L/8	6-spd Man	16	26

PONTIAC

Solstice	2.4L/4	5-spd Man	20	28
----------	--------	-----------	----	----

SC* Supercharged
 HP* Horsepower
 T* Turbocharger
 HEV* Hybrid-Electric Vehicle

SPORT UTILITIES

BUICK

Rainier	4.2L/6	4-spd Auto (2WD)	16	22
	4.2L/6	4-spd Auto (AWD)	15	21
	5.3L/8	4-spd Auto (2WD)	16	22
	5.3L/8	4-spd Auto (AWD)	15	21
Rendezvous	3.5L/6	4-spd Auto (FWD)	19	26
	3.5L/6	4-spd Auto (AWD)	18	23
	3.6L/6	4-spd Auto (FWD)	18	27
	3.6L/6	4-spd Auto (AWD)	18	25

CADILLAC

Escalade/ESV/EXT.	6.0L/8	4-spd Auto (2WD)	14	18
	6.0L/8	4-spd Auto (AWD)	13	17
SRX	3.6L/6	5-spd Auto Select (2WD)	16	23
		5-spd Auto Select (AWD)	15	22
	4.6L/8	5-spd Auto Select (2WD)	15	21
		5-spd Auto Select (AWD)	15	20

CHEVROLET

Avalanche	5.3L/8 (E85)	4-spd Auto	11	14
	5.3L/8	4-spd Auto (2WD)	14	19
	5.3L/8	4-spd Auto (4X4)	14	18
Equinox	3.4L/6	5-spd Auto (FWD)	19	24
	3.4L/6	5-spd Auto (AWD)	18	23
HHR	2.2L/4	5-spd Man	23	30
	2.2L/4	4-spd Auto	23	30
	2.4L/4	5-spd Man	22	30
	2.4L/4	4-spd Auto	23	30
Suburban	5.3L/8 (L59) (E85)	4-spd Auto	11	14
	5.3L/8 (LM7)	4-spd Auto (2WD)	14	19
	5.3L/8 (LM7)	4-spd Auto (4X4)	15	19
	5.3L/8 (L59) (E85)	4-spd Auto (4X4)	14	18
	6.0L/8	4-spd Auto	13	17
Tahoe	4.8L/8	4-spd Auto	16	20
	5.3L/8 (L59) (E85)	4-spd Auto	11	15
	5.3L/8 (LM7)	4-spd Auto (2WD)	15	20
	5.3L/8 (L59) (E85)	4-spd Auto (4X4)	11	14
	5.3L/8 (LM7)	4-spd Auto (4X4)	15	19
5.3L/8 (L59) (E85)	4-spd Auto (4X4)	14	18	

2006 FUEL ECONOMY

SPORT UTILITIES (CONT.)

CHEVROLET (CONT.)

	Engine	Transmission	City	Highway
TrailBlazer	4.2L/6	4-spd Auto (2WD)	16	22
	4.2L/6	4-spd Auto (4X4)	15	21
	5.3L/8	4-spd Auto (2WD)	16	21
	5.3L/8	4-spd Auto (4X4)	15	21
	6.0L/8	4-spd Auto (2WD)	15	19
	6.0L/8	4-spd Auto (AWD)	14	17

GMC

Envoy	4.2L/6	4-spd Auto (2WD)	16	22
	4.2L/6	4-spd Auto (4X4)	15	21
	5.3L/8	4-spd Auto (2WD)	16	22
	5.3L/8	4-spd Auto (4X4)	15	21
Yukon	4.8L/8	4-spd Auto	16	20
	5.3L/8 (L59) (E85)	4-spd Auto	11	15
	5.3L/8 (LM7)	4-spd Auto (2WD)	15	20
	5.3L/8 (L59) (E85)	4-spd Auto (4X4)	11	14
	5.3L/8 (LM7)	4-spd Auto (4X4)	15	19
	5.3L/8 (L59) (E85)	4-spd Auto (4X4)	14	18
Yukon XL	5.3L/8 (L59) (E85)	4-spd Auto	11	14
	5.3L/8 (LM7)	4-spd Auto (2WD)	14	19
	5.3L/8 (LM7)	4-spd Auto (4X4)	15	19
	5.3L/8 (L59) (E85)	4-spd Auto (4X4)	14	18
	6.0L/8	4-spd Auto	13	17

HUMMER

H3	3.5L/5	4-spd Auto	16	19
	3.5L/5	5-spd Man	16	20

PONTIAC

Torrent	3.4L/6	5-spd Auto (FWD)	19	24
	3.4L/6	5-spd Auto (AWD)	18	23

SAAB

9-7X	4.2L/6	4-spd Auto	15	21
	5.3L/8	4-spd Auto	15	20

SATURN

VUE	2.2L/4	5-spd Man	23	29
	2.2L/4	4-spd Auto	22	27
	3.5L/6	5-spd Auto (FWD)	20	28
	3.5L/6	5-spd Auto (AWD)	19	25

MEDIUM PICKUPS

CHEVROLET

Colorado	2.8L/4	5-spd Man (2WD)	20	27
	2.8L/4	5-spd Man (4X4)	18	23
	2.8L/4	4-spd Auto (2WD)	17	23
	2.8L/4	4-spd Auto (4X4)	16	22
	3.5L/5	5-spd Man	19	24
	3.5L/5	4-spd Auto	18	22
Colorado Crew	3.5L/5	4-spd Auto	17	22

GMC

Canyon	2.8L/4	5-spd Man (2WD)	20	27
	2.8L/4	5-spd Man (4X4)	18	23
	2.8L/4	4-spd Auto (2WD)	17	23
	2.8L/4	4-spd Auto (4X4)	16	22
	3.5L/5	5-spd Man (2WD)	19	25
	3.5L/5	5-spd Man (4X4)	19	24
Canyon Crew	3.5L/5	4-spd Auto (2WD)	19	24
	3.5L/5	4-spd Auto (4X4)	18	22
	3.5L/5	4-spd Auto (4X4)	17	22

FULLSIZE PICKUPS

CHEVROLET

Silverado	4.3L/6	5-spd Man (2WD)	16	22
	4.3L/6	5-spd Man (4X4)	15	20
	4.3L/6	4-spd Auto (2WD)	16	21
	4.3L/6	4-spd Auto (4X4)	15	18
	4.8L/8	5-spd Man (2WD)	16	21
	4.8L/8	5-spd Man (4X4)	15	19
	4.8L/8	4-spd Auto (2WD)	16	21
	4.8L/8	4-spd Auto (4X4)	15	19
	5.3L/8 HEV*	4-spd Auto (2WD)	18	21
	5.3L/8 HEV*	4-spd Auto (4X4)	17	19
	5.3L/8 (E85)	4-spd Auto (2WD)	12	16
	5.3L/8 (E85)	4-spd Auto (4X4)	11	14
	5.3L/8	4-spd Auto (2WD)	16	20
	5.3L/8	4-spd Auto (4X4)	15	19
	6.0L/8	4-spd Auto (2WD)	14	19
	6.0L/8	4-spd Auto (4X4)	14	17

SC* Supercharged
 HP* Horsepower
 T* Turbocharger
 HEV* Hybrid-Electric Vehicle

Engine Transmission City Highway

FULLSIZE PICKUPS (CONT.)

GMC

Sierra	4.3L/6	5-spd Man (2WD)	16	22
	4.3L/6	5-spd Man (4X4)	15	20
	4.3L/6	4-spd Auto (2WD)	16	21
	4.3L/6	4-spd Auto (4X4)	15	18
	4.8L/8	5-spd Man (2WD)	16	21
	4.8L/8	5-spd Man (4X4)	15	19
	4.8L/8	4-spd Auto (2WD)	16	21
	4.8L/8	4-spd Auto (4X4)	15	19
	5.3L/8 HEV*	4-spd Auto (2WD)	18	21
	5.3L/8 HEV*	4-spd Auto (4X4)	17	19
	5.3L/8 (E85)	4-spd Auto (2WD)	12	16
	5.3L/8 (E85)	4-spd Auto (4X4)	11	14
	5.3L/8	4-spd Auto (2WD)	16	20
	5.3L/8	4-spd Auto (4X4)	15	19
	6.0L/8	4-spd Auto (2WD)	14	19
	6.0L/8	4-spd Auto (4X4)	14	17
	6.0L/8	4-spd Auto (AWD)	13	17

VANS

BUICK

Terraza	3.5L/6	4-spd Auto	18	25
	3.9L/6	4-spd Auto	18	25

CHEVROLET

Express	4.3L/6	4-spd Auto	15	19
	5.3L/8	4-spd Auto	14	18
Uplander	3.5L/6	4-spd Auto (FWD)	18	25
	3.5L/6	4-spd Auto (AWD)	17	23
	3.9L/6	4-spd Auto	18	25

GMC

Savana	4.3L/6	4-spd Auto	14	18
	5.3L/8	4-spd Auto	14	18
Savana Cargo	4.3L/6	4-spd Auto	15	20
	5.3L/8	4-spd Auto (2WD)	15	20
	5.3L/8	4-spd Auto (AWD)	14	18

SC* Supercharged

HP* Horsepower

T* Turbocharger

HEV* Hybrid-Electric Vehicle

MODEL DESIGNATIONS

Model	Body Type	Model Designation
Buick		
LaCrosse	CX Sedan	4WC19
	CXL Sedan	4WD19
	CXS Sedan	4WE19
Lucerne	CX Sedan	4HP69
	CXL V6 Sedan	4HD69
	CXL V8 Sedan	4HR69
	CXS Sedan	4HE69
Rainier	CXL RWD Sport Utility	4S15506
	CXL AWD Sport Utility	4T15506
Rendezvous	CX/CXL Sport Utility	4BK26
Terraza	CX/CX Plus/CXL Mid-Van	4U12216
Cadillac		
CTS	2.8L Sedan	6DM69
	3.6L Sedan	6DP69
	V Sedan	6DN69
DTS	Sedan	6KD69
Escalade	2WD Sport Utility	GC10706
	AWD Sport Utility	GK10706
	ESV Sport Utility	GK10906
	EXT Sport Utility	GK10936
SRX	V6 Sport Utility	6EB26
	V8 Sport Utility	6ED26
STS	V6 Sedan	6DW29
	V8 Sedan	6DC29
XLR	XLR	6YV67
	XLR - V	6YX67
Chevrolet		
Aveo	LS Sedan	1TD69
	LT Sedan	1TG69
	SVM/LS 5-door Hatchback	1TD48
Cobalt	LS Coupe	1AK37
	LT Coupe	1AL37
	SS Coupe	1AM37
	SS Supercharged Coupe	1AP37
	LS Sedan	1AK69
	LT Sedan	1AL69
	LTZ Sedan	1AZ69
	SS Sedan	1AM69
Corvette	Coupe	1YY07
	Z06 Coupe	1YY87
	Convertible	1YY67
Equinox	LS FWD Sport Utility	1LF26
	LS AWD Sport Utility	1LG26
	LT FWD Sport Utility	1LN26
	LT AWD Sport Utility	1LP26
HHR	LS Sport Utility	1AT46
	LT Sport Utility	1AS46

Model	Body Type	Model Designation
Impala	LS Sedan	1WB19
	LT 3.5L Sedan	1WT19
	LT 3.9L Sedan	1WC19
	LTZ Sedan	1WU19
	SS Sedan	1WD19
Malibu	LS Sedan	1ZS69
	LT Sedan	1ZT69
	LTZ Sedan	1ZU69
	SS Sedan	1ZW69
Malibu Maxx	LS Hatchback	1ZS68
	LT Hatchback	1ZT68
	LTZ Hatchback	1ZU68
	SS Hatchback	1ZW68
Monte Carlo	LS Coupe	1WJ27
	LT Coupe	1WK27
	SS Coupe	1WL27
Uplander	Mid-Van Regular WB	CU11416
	Mid-Van Extended WB	CU12216
	Cargo Mid-Van Extended WB	CU12216
Pontiac		
G5	Coupe	2AL37
	GT Coupe	2AN37
G6	1SV Sedan	2ZF69
	Sedan	2ZG69
	GT Sedan	2ZH69
	GTP Sedan	2ZM69
	GT Coupe	2ZH37
	GTP Coupe	2ZM37
	GT Convertible	2ZH67
Grand Prix	Sedan	2WP69
	GT Sedan	2WR69
	GXP Sedan	2WC69
Solstice	Convertible	2MB67
	GXP Convertible	2MG67
Torrent	FWD Sport Utility	2LF26
	AWD Sport Utility	2LG26
Vibe	Wagon	2SL26
Saab		
9-3	2.0T Sedan	7SC69
	Aero Sedan	7SG69
	2.0T SportCombi	7SC35
	Aero SportCombi	7SG35
	2.0T Convertible	7SF67
	Aero Convertible	7SG67
9-5	Sedan	7SZ69
	SportCombi	7SZ35
9-7X	4.2i Sport Utility	BT15506 1SA/1SB
	5.3i Sport Utility	BT15506 1SC/1SD

Model	Body Type	Model Designation
Saturn		
AURA		
	XE Sedan	ZZS69
	XR Sedan	ZZV69
ION		
	Ion 2 Sedan manual	ZAZ69
	Ion 2 Sedan auto	ZAJ69
	Ion 3 Sedan manual	ZAK69
	Ion 3 Sedan auto	ZAL69
	Ion 2 Quad Coupe manual	ZAM37
	Ion 2 Quad Coupe auto	ZAN37
	Ion 3 Quad Coupe manual	ZAV37
	Ion 3 Quad Coupe auto	ZAW37
	Ion Red Line	ZAY37
RELAY		
	Mid-Van	ZU12116
	Mid-Van	ZU12216
	Mid-Van	ZU12316
SKY		
	Convertible	ZMB67
VUE		
	FWD 4-cylinder manual Sport Utility	ZLK26
	FWD 4-cylinder auto Sport Utility	ZLM26
	FWD 4-cylinder Hybrid Sport Utility	ZLH26
	FWD V6 Sport Utility	ZLU26
	AWD V6 Sport Utility	ZLN26

Chevrolet/GMC Pickups, SUVs and Fullsize Vans

Chevrolet Colorado/GMC Canyon		
	2WD Regular Cab	S15403
	2WD Extended Cab	S15653
	2WD Crew Cab	S15643
	4X4 Regular Cab	T15403
	4X4 Extended Cab	T15653
	4X4 Crew Cab	T15643
Chevrolet Silverado/GMC Sierra 1500 Classic		
	2WD Regular Cab-Standard Box	C15703
	2WD Regular Cab-Long Box	C15903
	2WD Extended Cab-Short Box	C15553
	2WD Extended Cab-Standard Box	C15753
	2WD Extended Cab-Long Box	C15953
	2WD Crew Cab-Short Box	C15543
	4X4 Regular Cab-Standard Box	K15703
	4X4 Regular Cab-Long Box	K15903
	4X4 Extended Cab-Short Box	K15553
	4X4 Extended Cab-Standard Box	K15753
	4X4 Extended Cab-Long Box	K15953
	4X4 Crew Cab-Short Box	K15543
1500HD Classic		
	2WD Crew Cab-Standard Box	C15743
	4X4 Crew Cab-Standard Box	K15743
2500HD Classic		
	2WD Regular Cab-Long Box	C25903
	2WD Extended Cab-Standard Box	C25753
	2WD Extended Cab-Long Box	C25953
	2WD Crew Cab-Standard Box	C25743
	2WD Crew Cab-Long Box	C25943
	4X4 Regular Cab-Long Box	K25903
	4X4 Extended Cab-Standard Box	K25753
	4X4 Extended Cab-Long Box	K25953
	4X4 Crew Cab-Standard Box	K25743
	4X4 Crew Cab-Long Box	K25943

Model	Body Type	Model Designation
3500 Classic		
	2WD Regular Cab-Long Box	C35903
	2WD Extended Cab-Long Box	C35953
	2WD Crew Cab-Long Box	C35943
	4X4 Regular Cab-Long Box	K35903
	4X4 Extended Cab-Long Box	K35953
	4X4 Crew Cab-Long Box	K35943
Chevrolet Colorado/GMC Canyon Chassis Cab		
	2WD Regular Cab	S15603
	4X4 Regular Cab	T15603
Chevrolet Silverado/GMC Sierra Classic Chassis Cab		
	2WD Regular Cab-Regular WB	C36003
	2WD Regular Cab-Extended WB	C36403
	2WD Extended Cab	C36053
	4X4 Regular Cab-Regular WB	K36003
	4X4 Regular Cab-Extended WB	K36403
	4X4 Extended Cab	K36053
Chevrolet Avalanche		
	2WD Sport Utility/Pickup	CC10936
	4X4 Sport Utility/Pickup	CK10936
Chevrolet TrailBlazer/GMC Envoy		
	2WD Sport Utility	S15506
	4X4 Sport Utility	T15506
Chevrolet Tahoe/GMC Yukon		
	2WD Sport Utility	C10706
	4X4 Sport Utility	K10706
Chevrolet Suburban/GMC Yukon XL		
	2WD 1500	C10906
	2WD 2500	C20906
	4X4 1500	K10906
	4X4 2500	K20906
Chevrolet Express/GMC Savana		
	RWD Passenger 1500	G13406
	AWD 1500	H13406
	2500	G23406
	3500-Regular WB	G33406
	3500-Extended WB	G33706
	RWD Cargo 1500	G13405
	AWD 1500	H13405
	2500-Regular WB	G23405
	2500-Extended WB	G23705
	3500-Regular WB	G33405
	3500-Extended WB	G33705
	Cutaway 139 in. WB	G33503
	Cutaway 159 in. WB	G33803
	Cutaway 177 in. WB	G33903

HUMMER

H3		
	Sport Utility	RN15306
H2		
	SUV Sport Utility	RN25706
	SUT Sport Utility/Pickup	RN25736

VEHICLE SEGMENTATION

Compact Car

Chevrolet Aveo/Cobalt
Pontiac G5/Vibe
Saturn ION

Dodge Caliber
Ford Focus
Honda Civic/Fit/FCX/Insight
Hyundai Accent/Elantra
Kia Rio/Spectra
Mazda 3
Mini Cooper
Mitsubishi Lancer
Nissan Sentra/Versa
Scion tC/xA/xB
Subaru Impreza
Suzuki Aerio/Forenza/Reno
Toyota Corolla/Echo/Matrix/Yaris
Volkswagen Beetle/Golf/GTI/Jetta

Midsized

Buick LaCrosse
Chevrolet Impala/Malibu
Malibu Maxx/Monte Carlo
Pontiac G6/Grand Prix
Saturn AURA

Chrysler 300/Sebring
Dodge Charger/Magnum/Stratus
Ford Crown Victoria/Five
Hundred/Fusion/Taurus
Honda Accord
Hyundai Azera/Sonata
Kia Amanti/Optima
Mazda 6
Mercury Grand Marquis/Milan/
Montego/Sable
Mitsubishi Galant
Nissan Altima/Maxima
Subaru Legacy/Outback
Suzuki Verona
Toyota Avalon/Camry/Prius
Volkswagen Eos/Passat

Large/Luxury

Buick Lucerne
Cadillac CTS/DTS/STS
Saab 9-3/9-5

Ashton Martin
Bentley
Acura RL/TL/TSX
Audi A3/A4/A6/A8
BMW 1-,3-,5-,6-,7-Series
Infiniti G35/M35/M45/Q45
Jaguar S-,X-Type/XJ/XK
Lexus ES/GS/IS/LS/SC
Lincoln LS/Town Car/Zephyr
Maybach
Mercedes-Benz CLK/C-,CL-,CLS-,E-,
S-,SL-Class
Rolls Royce
Volkswagen Phaeton
Volvo Volvo C70/S40/S60/S80/V50/
XC70

Sport

Cadillac XLR
Chevrolet Corvette
Pontiac Solstice
Saturn SKY

Acura NSX/RSX
Audi TT
BMW Z4
Chrysler Crossfire/Firepower
Dodge Viper
Ferrari
Ford GR/GT/Mustang
Honda S2000
Hyundai Tiburon
Infiniti GT-R
Lamborghini
Lotus Elise
Maserati
Mazda MX-5/RX-8
Mercedes-Benz SLK/SLR
Mitsubishi Eclipse
Nissan 350Z
Porsche 911/Boxter/Carrera/Cayman
Toyota Supra

Sport Utility

Buick Rainier/Rendezvous
Cadillac Escalade/SRX
**Chevrolet Avalanche/Equinox/
HHR/Tahoe/TrailBlazer/
Suburban**
GMC Envoy/Yukon/Yukon XL
HUMMER H2/H3
Pontiac Torrent
Saab 9-7X
Saturn VUE/OUTLOOK

Acura MDX/RDX
Audi Q5/Q7
BMW X3/X5
Chrysler Aspen/Pacifica/PT Cruiser
Dodge Durango/Nitro
Ford Edge/Escape/Expedition/
Explorer/Freestyle
Honda CR-V/Element/Pilot
Hyundai Portico/Santa Fe/
Terracan/Tucson
Infiniti FX35/FX45/QX56
Isuzu Ascender
Jeep Commander/Compass/
Grand Cherokee/Liberty/
Patriot/Scout/Wrangler
Kia Sorento/Sportage
Land Rover Freelander/LR3/
Range Rover
Lexus GSX/GX/HPX/LX/RX
Lincoln Aviator/MARK LT/Navigator
Mazda CX-7/Tribute
Mercedes-Benz G-,M-,R-,X-Class/
MLK
Mercury Freestyle/Mariner/
Mountaineer
Mitsubishi Endeavor/Montero/
Outlander
Nissan Armada/Murano/Pathfinder/
Xterra
Porsche Cayenne
Subaru B9 Tribeca/Forester
Suzuki Grand Vitara/XL7
Toyota 4Runner/FJ-Cruiser/
Highlander/ Land Cruiser/
RAV4/Sequoia
Volkswagen Touareg
Volvo XC70/XC90

Medium Pickups

Chevrolet Colorado
GMC Canyon

Dodge Dakota
Ford Ranger
Honda Ridgeline
Isuzu I-Series
Jeep Scrambler
Kia Mojave
Mazda B-Series
Mitsubishi Raider
Nissan Frontier
Toyota Tacoma

Fullsize Pickups

Chevrolet Silverado Classic
GMC Sierra Classic

Dodge Ram
Ford F-Series
Nissan Titan
Toyota Tundra

Passenger Van

Buick Terraza
Chevrolet Express/Uplander
GMC Savana
Saturn RELAY

Chrysler Town & Country
Dodge Caravan/Sprinter
Ford Econoline/Freestar
Honda Odyssey
Kia Sedona
Mazda MPV
Mercury Monterey
Nissan Quest
Toyota Sienna

Cargo Van

Chevrolet Express/Uplander
GMC Savana

Dodge Sprinter
Ford E-Series

COMPACT CAR



CHEVROLET AVEO

OVERVIEW

For 2007, Aveo, America's best-selling entry level vehicle continues with the popular Aveo5, and the Aveo Sedan which has a completely new interior and exterior design, and features a confident, dynamic driving experience and an interior characterized by features usually seen only in more expensive cars.

NEW FOR 2007

Aveo Sedan

- Exterior and interior design
- Longer, wider and taller than predecessor
- Refinement inside and out
- An array of features typical of more expensive cars
- Smooth, confident and safe driving experience
- Neutral interior in cloth, deluxe cloth and optional Perforated Leatherette Seating surfaces
- Available in LS and LT models

Aveo5

- Available in Special Value Model and LS
- Standard armrest
- Manual driver's seat lumbar
- Rear headrests

MODEL LINEUP

LS Sedan	1TD69
LT Sedan	1TG69
SVM/LS 5-Door	1TD48

ASSEMBLY PLANT

Bupyong, Korea

SPECIFICATIONS (in.)

	Sedan	5-Door
Wheelbase	97.6	97.6
Overall length	169.7	152.7
Overall height	58.9	58.8
Body width	67.3	65.7
Curb wt. (lbs.)	NA	2343
Cargo volume (cu.ft. ⁴)	12.4	7
Fuel capacity, (gal. ⁸)	11	11
Seating capacity (f/r)	2/3	2/3

SELECTED STANDARD FEATURES

SAFETY AND SECURITY

- Dual-stage frontal and side impact air bags with Passenger Sensing System¹
- Power door locks with controlled central locking (LT)
- 3-point safety belts with front seat height-adjustable shoulder anchors
- Daytime Running Lamps
- LATCH system (Lower Anchors and Top tethers for CHildren)

MECHANICAL

- 1.6L DOHC I4 E-TEC II (103 hp @ 6000 rpm)
- 5-speed manual transmission
- Front disc/rear drum brakes
- Independent front/semi-independent rear suspension
- Rack-and-pinion power steering
- Electronic Throttle Control
- Stainless steel exhaust system

EXTERIOR

- P185/60R14 all-season blackwall tires with 14 in. steel wheels¹⁴
- P185/55R15 all-season blackwall tires with 15 in. aluminum wheels¹⁴ (LT)
- Intermittent front windshield wipers
- Halogen headlamps
- Grille with chrome crossbar
- Dual power, heated exterior mirrors (LT)
- Rear window integrated antenna (Sedan)

INTERIOR

- Front bucket seats with driver lumbar and height adjustments
- Rear theater seating
- Center console
- Center stack with power outlet, clock and cupholder
- Split-folding rear seats and trunk access
- Air conditioning with rear HVAC ducts (LS and LT)
- AM/FM stereo with 4 speakers
- Driver folding armrest
- Acoustic barrier headliner
- Tilt steering
- Cruise control (LT)

SELECTED OPTIONAL FEATURES

- 4-channel ABS
- 4-speed automatic transmission
- AM/FM stereo with CD/MP3 playback
- Steering wheel audio and cruise controls
- Fog lamps
- Cruise control (LS)
- Power door locks (LS)
- Remote keyless entry (fobless) (LS)
- Premium six-speaker system (LS)
- Power windows with passenger lockout (LS)

For detailed notes 1 through 14, see inside back cover.



For more information, go to: www.gmfleet.com

COMPACT CAR



Air bag¹ deployment can cause serious injury or death to anyone too close to the bag when it deploys. Be sure every occupant is properly restrained.

AVEO SAFETY FEATURES

Advanced dual-stage frontal air bags¹ and seat-mounted side-impact air bags¹ that provide added head and thorax protection are standard.

ROOM FOR FIVE AND MORE

Aveo's generous dimensions offer ample interior space – capable of accommodating passengers more than 6 feet tall in each of the five seating positions.



UPSCALE AVEO SEDAN FEATURES

Aveo customers will be pleased with unexpected features, such as a standard radio input jack for MP3 players, and an array of options ranging from a power sunroof and six-disc CD changer sound system to steering-wheel mounted audio controls.



04U Medium Gray



05U Icelandic Blue



06U Sport Red



11U Summit White



33U Bright Blue



52U Summer Yellow



54U Spicy Orange



71U Victory Red



87U Black



92U Cosmic Silver

COMPACT CAR



CHEVROLET COBALT

OVERVIEW

The Cobalt range of sedan models offers stylish looks, a comfortable ride and a long list of standard and available features that make it particularly well suited to a wide range of fleet customers.

NEW FOR 2007

- Remote vehicle starter system standard on LT Sedan and Coupe
- AM/FM stereo with CD player, standard on LS models
- 16-inch high vent steel wheels¹⁴ standard on 2LT models
- MP3 playback audio system
- 3-spoke steering wheel
- Two exterior colors: Pace Blue and Sport Red Tint Coat

MODEL LINEUP	Coupe	Sedan
LS	1AK37	1AK69
LT	1AL37	1AL69
LTZ	—	1AZ69
SS	1AM37	1AM69
SS (Supercharged)	1AP37	—

ASSEMBLY PLANT

Lordstown, Ohio, USA

SPECIFICATIONS (in.)	Coupe	Sedan
Wheelbase	103.3	103.3
Overall length	180.5	180.3
Overall height	55.5	57.1
Body width	67.9	67.9
Curb weight (lbs.)	2991	3216
Cargo volume (cu.ft. ⁴)	13.9	13.9
Fuel capacity (gal. ⁸)	13	13
Seating capacity (f/r)	2/3	2/3

For detailed notes 1 through 14, see inside back cover.



For more information, go to: www.gmfleet.com

SELECTED STANDARD FEATURES

SAFETY AND SECURITY

- Dual-stage frontal air bags with passenger sensing system¹
- LATCH system for child safety seats
- 3-point safety belts, all positions
- Emergency release trunk handle
- PASS-Key III theft-deterrent system
- Daytime Running Lamps

MECHANICAL

- 2.2L ECOTEC DOHC 16-valve L4 (148 hp @ 5600 rpm)
- Premium Ride Suspension
- Trunk-mounted battery
- Front disc/rear drum power brakes
- Air conditioning with air filtration
- Power steering
- 5-speed manual transmission
- Stainless steel exhaust system

EXTERIOR

- Intermittent, speed-sensitive, front windshield wipers
- P195/60R15 blackwall touring tires
- Full bolt-on wheelcovers
- Solar-Ray light-tinted glass
- Halogen headlamps with automatic exterior lamp control

INTERIOR

- Reclining front bucket seats
- 60/40 split rear seat with trunk pass-through
- AM/FM stereo with CD includes 4-speaker system
- Driver Information Center includes outside temperature and programmable menu
- Floor console with two power outlets
- Electric defoggers for rear and side windows
- Dual front and rear cup holders
- Tilt steering column

SELECTED OPTIONAL FEATURES

- Driver and front passenger dual-stage air bags with head curtain side-impact air bags for front and rear outboard positions that include Passenger Sensing System¹
- All-speed traction control
- 4-wheel antilock brakes
- Audio System, AM/FM stereo with 6-disk in-dash CD changer and MP3 playback
- XM Satellite Radio³
- Rear spoiler
- Cruise control
- 4-speed electronically-controlled automatic transmission
- OnStar 1-year Safe and Sound Plan Service²
- Remote vehicle starter system
- Steering wheel, leather-wrapped with mounted audio and cruise controls
- Moldings, body-color bodyside



COMPACT CAR



PONTIAC VIBE



OVERVIEW

Pontiac Vibe offers a blend of performance, style and functionality that make it a great choice for personal and business use.

NEW FOR 2007

- A single 4-door hatchback model is now offered
- Rear cargo cover an available option
- One exterior color: Wave

MODEL LINEUP

Vibe 2SL26

ASSEMBLY PLANT

Fremont, California, USA

SPECIFICATIONS (in.)

Wheelbase	102.4
Overall length	171.9
Body width	69.9
Overall height	62.2
Curb weight (lbs.)	2700
Cargo volume, 2nd row seats up (cu.ft. ⁴)	19.3
Cargo volume, 2nd row seats down (cu.ft. ⁴)	54.1
Fuel capacity (gal. ⁸)	13
Seating capacity (f/r)	2/3

For detailed notes 1 through 14, see inside back cover.

SELECTED STANDARD FEATURES

SAFETY AND SECURITY

- Dual-stage frontal air bags with Passenger Sensing System¹
- LATCH system for child safety seats
- Child security rear door locks
- Safety belts for all positions with height adjustments and load limiters on front seats
- Daytime Running Lamps

MECHANICAL

- 1.8L Vt-i 4-cylinder with 126 hp
- Front disc/rear drum power brakes
- 5-speed manual transmission
- Stainless steel exhaust system
- Rack-and-pinion power steering
- Front independent suspension

EXTERIOR

- Intermittent front and rear windshield wipers
- Power adjustable outside rearview mirrors
- Fog lamps
- Luggage rack with side rails
- Rear liftgate with liftglass

INTERIOR

- Driver seat height adjustment
- Flat-fold front passenger seat with table surface
- Flat-fold 60/40 rear split seat
- Storage includes three rear cargo bins, a driver-side pull down and 16 tie-downs
- 115-volt household-style power outlet
- AM/FM stereo with CD and 4 speakers
- Rear window defogger with driver front and side outlets
- Floor console with cupholders and armrest

SELECTED OPTIONAL FEATURES

- Driver and front passenger frontal and side-impact, and head-curtain air bags for front and rear outboard positions that include Passenger Sensing System¹
- Four-wheel antilock brakes
- StabiliTrak
- 4-speed electronically-controlled automatic transmission
- Cruise control
- Tire Pressure Monitoring System⁹
- OnStar 1-year Safe and Sound Plan Service²
- AM-FM stereo with 6-CD changer and 7 speakers
- XM Satellite Radio³
- Smoker's Package includes ashtray and lighter



For more information, go to: www.gmfleet.com



14U Platinum



19U Abyss



22U Wave



40U Frosty



44U Salsa



46U Stealth



62U Neptune



90U Moonstone

COMPACT CAR



 **PONTIAC G5**

OVERVIEW

Pontiac G5 is new to the lineup in 2007, providing buyers with an entry-level sports coupe loaded with standard features like a lively 148 hp 2.2L ECOTEC I-4 engine, air conditioning, power lock windows and mirrors, MP3-capable CD player and rear aero spoiler.

NEW FOR 2007

- Front-wheel drive sports coupe – Base and GT
- Standard 148 hp 2.2L DOHC ECOTEC I-4 engine
- Available 173 hp 2.4L DOHC VVT ECOTEC I-4 engine
- Standard 5-speed manual transmission; available 4-speed automatic
- Standard power locks, windows and mirrors
- Standard air conditioning
- Standard MP3-capable CD player with auxiliary jack input
- Available heated seats on Base and GT

MODEL LINEUP

Coupe	2AL37
GT Coupe	2AN37

ASSEMBLY PLANT

Lordstown, Ohio, USA

SPECIFICATIONS (in.)

	Coupe
Wheelbase	103.5
Overall length	179.8
Body width	67.5
Overall height	55.6
Curb weight (lbs.)	2991
Cargo volume (cu.ft. ⁴)	13.9
Fuel capacity (gal. ⁸)	13
Seating capacity (f/r)	2/3



For more information, go to: www.gmfleet.com

SELECTED STANDARD FEATURES

SAFETY AND SECURITY

- Dual-stage frontal air bags with Passenger Sensing System¹
- LATCH system for child safety seats
- PASS-Key III Plus theft-deterrent system
- Remote Keyless Entry
- Daytime Running Lamps

MECHANICAL

- 2.2L DOHC I-4 ECOTEC (148 hp @ 5600 rpm) (Base)
- 2.4L DOHC I-4 ECOTEC (173 hp @ 6200 rpm) (GT)
- 5-speed manual transmission
- 4-wheel independent Premium Ride suspension (Base)
- 4-wheel independent Sport-tuned suspension (GT)
- Front disc, rear drum brakes (Base)
- 4-wheel antilock disc brakes (GT)
- Stainless-steel exhaust system (Base)
- Chrome-tipped stainless-steel exhaust system (GT)

EXTERIOR

- P195/60R15 touring blackwall tires with steel wheels¹⁴ (Base)
- P205/50R17 blackwall tires with painted aluminum wheels¹⁴ (GT)
- Halogen headlamps with automatic exterior lamp control
- Power mirrors
- Intermittent front windshield wipers
- Rear spoiler

INTERIOR

- Front bucket seats
- 60/40 split-folding rear seat with trunk pass-through
- 4-way manual driver seat adjuster
- Driver information center
- Cruise control (GT)
- Steering wheel-mounted audio and cruise controls (GT)
- Air conditioning with air filtration
- Power door locks and windows with driver Express-Down
- AM-FM 4-speaker stereo with CD/MP3
- Four cupholders
- Floor console with 2 power outlets
- Electric rear-window defogger
- Tilt steering
- Ebony cloth interior

SELECTED OPTIONAL FEATURES

- 4-speed automatic transmission
- Head curtain side impact air bags¹
- OnStar 1-year Safe and Sound Plan Service²
- XM Satellite Radio³
- AM/FM stereo with 6-disc in-dash CD player and MP3 playback
- Remote vehicle starter system (automatic transmission only)
- Heated seats
- All-speed traction control
- Pioneer premium 7-speaker system
- 4-wheel anti-lock brakes (Base)
- Smoker's Package
- Security Package
- Premium Package
- Sport Package
- Preferred Package
- Sun and Sound Package

For detailed notes 1 through 14, see inside back cover.

COMPACT CAR



G5 IS WHATEVER YOU WANT IT TO BE

Pontiac G5 is available with many available options, including 4-speed automatic transmission, anti-lock brakes, traction control, remote start, XM Satellite Radio³ and a 7-speaker Pioneer amplified sound system. The uplevel G5 GT adds even more optional equipment with available ebony heated leather-appointed seats, head-curtain side-impact airbags¹ and OnStar². Nine exterior colors and two interior trim levels are available.

EXHILARATING PERFORMANCE

Pontiac G5 performance is handled by the standard 148 hp 2.2L DOHC ECOTEC I-4 engine that delivers an EPA-estimated 25 mpg city / 34 mpg highway with the 5-speed manual transmission and 24 mpg city / 32 mpg highway with the available 4-speed automatic transmission. The GT comes standard with the high output 173 hp 2.4L DOHC ECOTEC I-4 engine, also available with both manual and automatic transmissions.



EASY TO LIVE WITH AND TO ENJOY

G5 carries many of the Pontiac attributes, including a backlit instrument cluster with red readouts and an ebony shadow-grid IP and center stack border. Controls are easy to reach for both the driver and front seat passenger and include a standard MP3-capable CD player with auxiliary jack input. Other standard equipment includes power locks, windows, mirrors and air conditioning.



20U Nitrous Blue



21U Blue Streak Metallic



29U Performance Red Tint Coat¹⁰



34U Competition Yellow



50U Summit White



41U Black



56U Fusion Orange Metallic



74U Victory Red



95U Titanium Metallic

COMPACT CAR



 **SATURN ION**

OVERVIEW

The 2007 Saturn ION offers great levels of performance, refinement, comfort and safety. It also offers a wide range of standard equipment and a 5-Star safety rating¹³.

NEW FOR 2007

- ECOTEC 2.2L DOHC 16-valve 4-cylinder MFI engine power ratings increased to 145 hp @ 5600 rpm and 150 lb-ft of torque @ 4200 rpm
- ECOTEC 2.4L Variable Valve Timing 4-cylinder aluminum engine power ratings increased to 175 hp @ 6200 rpm and 164 lb-ft of torque @ 4800 rpm
- Black leather-appointed seats and the Passenger Sensing System standard on ION Red Line
- One exterior color: Deep Blue

MODEL LINEUP

ION 2 Quad Coupe Manual/Auto ZAM37/ZAN37
 ION 3 Quad Coupe Manual/Auto ZAV37/ZAW37
 ION Red Line ZAY37
 ION 2 Sedan Manual/Auto ZAZ69/ZAJ69
 ION 3 Sedan Manual/Auto ZAK69/ZAL69

ASSEMBLY PLANT

Spring Hill, Tennessee, USA

SPECIFICATIONS (in.)	Coupe	Sedan
Wheelbase	103.2	103.2
Overall length	185	184.5
Body width	67.9	67.2
Overall height	56	57.4
Turning diameter (ft.)	35.4	35.4
Curb weight (lbs.)	2796	2752
Cargo volume (cu.ft. ⁴)	14.2	14.7
Fuel capacity (gal. ⁸)	13	13
Seating capacity, max. (f/r)	2/2	2/3

For detailed notes 1 through 14, see inside back cover.

SELECTED STANDARD FEATURES

SAFETY AND SECURITY

- Dual-stage frontal air bags with Passenger-Sensing System¹
- OnStar 1-year Safe and Sound Plan Service²
- Programmable door locks with lockout protection
- Daytime Running Lamps
- LATCH system for child safety seats
- 3-point safety belts, all positions
- Emergency release trunk handle

MECHANICAL

- 2.2L ECOTEC DOHC 16-valve L4 with 145 hp
- 5-speed manual/4-speed electronically-controlled automatic transmission
- Soft Ride Suspension
- Front disc/rear drum power brakes
- Power steering

EXTERIOR

- Intermittent front windshield wipers
- P195/60R15 all-season touring tires with steel wheels¹⁴, sport wheelcovers
- Solar-Ray light-tinted glass
- Halogen headlamps with reflector optics

INTERIOR

- Reclining front bucket seats
- AM/FM stereo with CD includes 4-speaker sound system
- Driver Information Center
- Floor console with sliding armrest, two power outlets, two cupholders and enclosed storage
- Tilt steering column
- Deluxe luggage compartment trim

SELECTED OPTIONAL FEATURES

- Front and rear outboard head-curtain side-impact air bags¹
- Traction control
- 4-wheel antilock brakes
- Cruise control
- Air conditioning with dust and pollen filtration system
- Power windows
- XM Satellite Radio⁹
- OnStar² fleet delete
- Remote keyless entry
- Interior rearview mirror with auto dimming, compass and outside temperature
- Power sunroof



For more information, go to: www.gmfleet.com



13U Silver Nickel



15U Golden Cashmere



32U Cypress Green



37U Deep Blue



41U Black Onyx



50U Polar White



63U Berry Red



74U Chili Pepper Red



88U Storm Grey

MIDSIZE CAR



BUICK LACROSSE

OVERVIEW

Buick LaCrosse is a premium midsize sedan for 2007 that offers standard safety features, contemporary styling, powerful engines and an exceptional degree of comfort, quietness and responsive handling.

NEW FOR 2007

- OnStar with 1-Year Directions and Connections plan, with Turn By Turn Navigation²
- Tire Pressure Monitoring System⁹
- 10-spoke Chrome-Tech 17-inch aluminum wheels¹⁴
- 12-spoke alloy and chrome-plated flangeless 17-inch wheels¹⁴
- Four exterior colors: Midnight Blue Metallic, Stone Gray Metallic, Midnight Amethyst Metallic and Red Jewel Tintcoat
- One interior trim: Augusta/Pinehurst interior cloth

MODEL LINEUP

- CX 4WC19
- CXL 4WD19
- CXS 4WE19

ASSEMBLY PLANT

Oshawa, Ontario, Canada

SPECIFICATIONS (in.)

Wheelbase	110.5
Overall length	198.1
Body width	73.0
Overall height	57.4
Curb weight (lbs.)	3495
Cargo volume (cu.ft. ⁴)	16.0
Fuel capacity (gal. ⁹)	17
Seating capacity, max. (f/r)	2/3

For detailed notes 1 through 14, see inside back cover.

SELECTED STANDARD FEATURES

SAFETY AND SECURITY

- Dual-stage frontal air bags with side head curtain air bags and Passenger Sensing System¹
- OnStar 1-year Directions and Connections Plan with Turn By Turn Navigation²
- LATCH system for child safety seats
- PASS-Key III theft-deterrent system
- Programmable power door locks with lockout protection
- Remote Keyless Entry
- Switchable Daytime Running Lamps

MECHANICAL

- 3.8L 3800 V6 SFI (200 hp @ 5200 rpm)
- 4-wheel antilock disc brakes
- 3.05 ratio axle
- Enhanced Traction Control
- 4-speed electronically controlled automatic transmission
- Premium Ride 4-wheel independent suspension
- Rack-and-pinion power steering

EXTERIOR

- P225/60R16 all-season, blackwall radial tires
- Halogen composite headlamps with Twilight Sentinel and flash-to-pass feature
- Body-color power mirrors
- Solar-Ray light-tinted glass
- Chrome-surround grille with graphite-colored accents

INTERIOR

- Front bucket seats with 6-way power driver seat
- Air conditioning with rear-seat cooling outlets
- Full instrumentation with vehicle updates
- Air filtration system
- AM/FM stereo with CD, Theftlock and 6 speakers
- Front passenger and rear outboard assist handles
- Cruise control
- Rear-window electric defogger

SELECTED OPTIONAL FEATURES

- Dual-zone automatic climate control
- AM/FM stereo with 6-disc-in-dash CD, speed-compensated volume, Theftlock and 9-speaker system
- Driver Information Center includes English, Spanish and French language selections
- XM Satellite Radio³
- Ultrasonic Rear Parking Assist
- Split folding rear seatbacks
- 6-passenger 40-20-40 bench seating
- Driver 2-way lumbar power seat adjuster
- Remote vehicle starter system
- OnStar² fleet delete
- Steering wheel audio controls
- Heated front seats



For more information, go to: www.gmfleet.com



37U Midnight Blue Metallic



40U White Opal



41U Black Onyx



42U Stone Gray Metallic



46U Slatestone Metallic



49U Dark Garnet Metallic



53U Sandstone Metallic



67U Platinum Metallic



71U Midnight Amethyst Metallic



80U Red Jewel Tintcoat¹⁰

MIDSIZE CAR



CHEVROLET MONTE CARLO

OVERVIEW

Chevrolet Monte Carlo is an aggressively styled 2007-model that offers the economical performance of a midsize coupe combined with premium-quality features and racing-inspired styling.

NEW FOR 2007

- 1LT Equipment Group re-contented
- 3.5L 3500 V6 SFI gasoline engine (non-E85 compatible) joins the lineup
- Four exterior colors: Precision Red, Imperial Blue Metallic and Black Amethyst. Red Jewel Tintcoat is available at an extra cost.

MODEL LINEUP

- LS 1WJ27
- LT 1WK27
- SS 1WL27

ASSEMBLY PLANT

Oshawa, Ontario, Canada

SPECIFICATIONS (in.)

Wheelbase	110.5
Overall length	196.7
Body width	72.9
Overall height	55.8
Cargo volume (cu.ft. ⁴)	15.8
Fuel capacity (gal. ⁸)	17.5
Seating capacity, max. (f/r)	2/3

For detailed notes 1 through 14, see inside back cover.

SELECTED STANDARD FEATURES

SAFETY AND SECURITY

- Dual-stage frontal air bags with Passenger Sensing System¹
- OnStar 1-year Safe and Sound Plan Service²
- LATCH system for child safety seats
- Programmable power door locks with lockout protection
- Tire Pressure Monitoring System⁹
- Remote Keyless Entry
- PASSlock theft-deterrent system
- Emergency release trunk handle
- Daytime Running Lamps

MECHANICAL

- 3.5L 3500 V6 SFI includes gasoline and E85 fuel capability
- 4-wheel disc brakes
- Enhanced Traction Control Option
- 4-speed electronically controlled automatic transmission
- Touring 4-wheel independent suspension
- Rack-and-pinion power steering

EXTERIOR

- LS 16" steel wheels¹⁴/P225/60R 16 tires
- LT 17" alloy wheels¹⁴/P225/55R 17 tires
- SS 18" alloy wheels¹⁴/P235/50R 18 tires
- Intermittent front windshield wipers
- Compact spare tire with steel wheel
- Halogen composite headlamps with automatic exterior lamp control
- Solar-Ray light-tinted glass
- Power outside rearview mirrors

INTERIOR

- Front bucket seats with 6-way power driver seat and manual lumbar adjuster
- Rear split-folding seat
- Air conditioning with air filtration system
- Driver Information Center (DIC) and analog instrumentation
- AM/FM stereo with CD, Theftlock and 6-speakers
- Cruise control
- Rear-window electric defogger
- Power windows with driver's Express-Down

SELECTED OPTIONAL FEATURES

- Driver and front passenger side impact air bags¹
- 4-wheel antilock brakes
- All-speed traction control
- Front bucket leather-appointed seats
- Heated front seats



For more information, go to: www.gmfleet.com



21U Laser Blue Metallic



27U Precision Red



37U Imperial Blue Metallic



40U White



41U Black



42U Dark Silver Metallic



53U Amber Bronze Metallic



67U Silverstone Metallic



71U Black Amethyst



80U Red Jewel Tintcoat¹⁰

MIDSIZE CAR



CHEVROLET IMPALA

OVERVIEW

Chevrolet Impala is America's "Fleet Car of the Year," selected by the readers of Automotive Fleet magazine who know it best. Impala continues in 2007 as a midsize favorite with large car room, utility and value, with premium-quality features and attention to detail.

NEW FOR 2007

- 3.9L 3900 V6 engine with Active Fuel Management (20 mpg. city/29 mpg. highway based on GM testing) replaces previous 3.9L 3900 V6 engine
- 3.5L 3500 V6 SFI gasoline engine (non-E85 compatible) joins the lineup
- Four exterior colors: Precision Red, Blue Metallic, Bordeaux Red and Red Jewel Tintcoat (extra cost)

MODEL LINEUP

LS	1WB19
LT 3.5L	1WT19
LT 3.9L	1WC19
LTZ	1WU19
SS	1WD19

ASSEMBLY PLANT

Oshawa, Ontario, Canada

SPECIFICATIONS (in.)

Wheelbase	110.5
Overall length	200.4
Overall width	72.9
Overall height	58.7
Cargo volume (cu.ft. ⁴)	18.6
Fuel capacity (gal. ⁵)	17
Seating capacity, standard (f/r)	2/3

SELECTED STANDARD FEATURES

SAFETY AND SECURITY

- Dual frontal air bags with head-curtain side-impact air bags for front and rear outboard positions¹
- OnStar 1-Year Safe and Sound Plan Service²
- LATCH system for child safety seats
- Child security rear door locks
- Programmable door locks with lockout protection
- Remote Keyless Entry
- PASSlock theft-deterrent system
- Emergency release trunk handle
- Daytime Running Lamps

MECHANICAL

- 3.5L 3500 V6 SFI with FlexFuel capability with gasoline or E85 fuel (standard in FE9 states, optional in YF5 and NE1 states)
- 4-speed electronically controlled automatic transmission with OD
- 4-wheel independent touring suspension
- 4-wheel disc brakes
- Rack-and-pinion power steering
- Oil life monitoring system
- Maintenance-free battery with rundown protection
- Stainless steel exhaust system

EXTERIOR

- Intermittent front windshield wipers
- P225/60R16 all-season, blackwall radial tires with 16-inch steel wheels¹⁴ and deluxe bolt-on wheelcovers
- Halogen composite headlamps with automatic exterior lamp control
- Solar-Ray light-tinted glass
- Body-color power side mirrors

INTERIOR

- Driver seat with 8-way power controls and manual lumbar
- Front cloth bucket seat; rear fixed bench
- Air conditioning with air filtration system
- Driver Information Center and tachometer
- Cruise control (steering wheel mounted)
- Rear-window electric defogger
- AM/FM stereo with CD, Theftlock and 6-speakers
- Front passenger and rear outboard assist handles
- Floor console shifter

SELECTED OPTIONAL FEATURES

- 4-wheel antilock disc brakes
- All-speed traction control
- Remote vehicle starter system (standard on 1LT and up, dealer installed on LS)
- OnStar delete (requires fleet or government order)
- Head curtain side-impact air bags fleet delete (requires fleet or government order)¹
- Heated power mirrors (select models)
- AM/FM stereo with CD and MP3 playback
- XM Satellite Radio³
- Rear flip-and-fold flat seat
- Universal Home Remote (select models)
- Optional 6-passenger seating

For detailed notes 1 through 14, see inside back cover.



For more information, go to: www.gmfleet.com

MIDSIZE CAR



5.3L small block V8 shown

ACTIVE FUEL MANAGEMENT

The 3.9L V6 and 5.3L small block V8 engines in the 2007 Impala feature Active Fuel Management technology to provide added fuel efficiency (20 mpg city/29 mpg highway) by temporarily shutting down half the engine's cylinders during lighter-load conditions such as highway driving. The process is seamless and virtually imperceptible.



CAR OF THE YEAR AWARD

Chevrolet Impala was voted "Fleet Car of the Year" by the drivers who know it best ... readers of Automotive Fleet magazine. The honor was awarded to the new-generation Impala after its introduction in the 2006 model year.



FLIP AND FOLD-FLAT SEATS

Impala's unique flip and fold-flat rear seat is an exclusive feature in the midsize segment. The forward-flip rear seat cushions create a covered storage area beneath the seat with cushions down and offers convenient grocery bag hooks when the cushions are flipped forward. The seat back also folds down to create a generous pass-through from the trunk when the seat backs are folded flat.



21U Laser Blue Metallic



27U Precision Red



37U Imperial Blue Metallic



40U White



41U Black



42U Dark Silver Metallic



49U Bordeaux Red



53U Amber Bronze Metallic



67U Silverstone Metallic



80 Red Jewel Tintcoat[®]

MIDSIZE CAR



CHEVROLET MALIBU/MALIBU MAXX

OVERVIEW

Chevrolet Malibu delivers the performance and versatility of one of the best designed midsize sedans with the dependability and value that customers expect from Chevrolet. Malibu Maxx rides on a wheelbase that is six inches longer to provide a spacious interior with clever and convenient cargo capacity.

NEW FOR 2007

- Driver Convenience Package with remote vehicle starter system and power-adjustable accelerator and brake pedals
- Enhanced Safety Package with 4-wheel antilock disc brakes and traction control
- LT Sedan equipment groups are now 1LT and 2LT
- LS Sedan now offers two Fleet Equipment Groups: 1FL and 2FL
- LS Maxx Fleet Equipment Group is 2FL
- Three exterior colors: Amber Bronze Metallic, Dark Gray Metallic and Golden Pewter Metallic

MODEL LINEUP	Sedan	Maxx
LS	1ZS69	1ZS68
LT	1ZT69	1ZT68
LTZ	1ZU69	1ZU68
SS	1ZW69	1ZW68

ASSEMBLY PLANT

Fairfax, Kansas, USA

SPECIFICATIONS (in.)	Sedan	Maxx
Wheelbase	106.3	112.3
Overall length	188.3	187.8
Body width	69.9	69.8
Overall height	57.5	58.1
Cargo volume (cu.ft. ⁴)	15.4	22.8
Cargo volume, with rear seat folded (cu.ft. ⁴)	—	41.0
Fuel capacity (gal. ⁵)	16	16
Seating capacity (f/r)	2/3	2/3

SELECTED STANDARD FEATURES

SAFETY AND SECURITY

- Dual-stage frontal and side head curtain air bags for front and rear outboard seating positions with Passenger Sensing System¹
- LATCH system for child safety seats
- Child security rear door locks
- Programmable power door locks with lockout protection
- Remote Keyless Entry
- PASS-Key III Plus theft-deterrent system
- 3-point safety belts for driver, front-seat passenger and all rear seats
- Daytime Running Lamps

MECHANICAL

- DOHC ECOTEC 2.2L 4L (145 hp @ 5600 rpm)
- Electric Power Steering
- 4-speed electronically controlled automatic transmission
- Front disc/rear drum brakes (on 4 cylinder models)
- 4 wheel disc 4 wheel ABS brakes (on 6 cylinder models)
- Touring suspension
- 3.91 axle ratio

EXTERIOR

- Speed-sensitive intermittent front windshield wipers
- P205/65R15 blackwall touring tires with 15-inch steel wheels¹⁴ and full wheelcovers
- Solar-Ray light-tinted glass
- Halogen composite headlamps with crystalline-like lenses and automatic exterior lamp control
- Folding power outside rearview mirrors

INTERIOR

- Air conditioning
- AM/FM stereo with CD and 4-speaker system
- Driver Information Center
- Cruise control
- Vertical adjustable power driver seat
- 60/40 split rear folding seat
- 2 auxiliary power outlets
- Floor console with armrest and storage compartment
- Power windows with driver Express-Down
- Rear-window electric defogger
- Front/rear dual cupholders
- Rear outboard assist handles

SELECTED OPTIONAL FEATURES

- Dual-stage frontal and side impact, driver and right front passenger, and head curtain side impact front rear outboard positions with passenger sensing system¹
- OnStar 1-Year Safe and Sound Plan Service²
- All-speed traction control
- Front Seating Package with heated driver and front passenger seats with 6-way power driver seat

For detailed notes 1 through 14, see inside back cover.



For more information, go to: www.gmfleet.com

MIDSIZE CAR



TWO-TIER STORAGE

Malibu Maxx features a standard fixed rear glass skylight that provides an open atmosphere over the rear seats and a multi-functional cargo panel with four positions for two-tier loading. (Always tie down cargo securely when vehicle is in motion.)



MOVEABLE SEATS IN MAXX

The 60/40 split rear seats in the Maxx slide nearly 7 inches fore and aft and also recline for greater rear seat passenger comfort.



SEATING FOR FIVE

Malibu and Malibu Maxx both offer generous amounts of seating room for front and rear seat passengers – up to 106 cu. ft. of passenger space in the 5-door Maxx model.



15U Sandstone Metallic



21U Laser Blue Metallic



25U Dark Blue Metallic



40U White



41U Black



53U Amber Bronze Metallic



63U Sport Red Metallic



67U Silverstone Metallic



75U Dark Gray Metallic



78U Golden Pewter Metallic

MIDSIZE CAR



PONTIAC G6

OVERVIEW

The fun and spirited Pontiac G6 offers fleet customers a full range of coupes, sedans and convertibles.

NEW FOR 2007

- Standard dual-stage frontal and head curtain side-impact air bags¹ on G6 Sedan and Coupe
- 3.5L V6 SFI engine on G6 Sedan and Coupe
- 6-speed automatic transmission (available)
- Inside rearview electrochromic mirror with compass display
- 3.6L V6 SFI engine with 250 hp standard on GTP
- Sport Package on the G6 Sedan model includes 3.5L V6 SFI engine, 17-in. 5-spoke aluminum painted wheels,⁴ 3.05 axle ratio, hydraulic power steering, front fog lamps and rear spoiler
- One exterior color: Blue-Gold Crystal Metallic

MODEL LINEUP

- 1SV
- G6
- GT
- GTP

Model	Coupe	Sedan	Conv.
1SV		2ZF69	
G6		2ZG69	
GT	2ZH37	2ZH69	2ZH67
GTP	2ZM37	2ZM69	

ASSEMBLY PLANT

Orion, Michigan, USA

SELECTED STANDARD FEATURES

SAFETY AND SECURITY

- Dual-stage frontal and side head curtain air bags for front and rear outboard positions and Passenger Sensing System¹
- LATCH system for child safety seats
- Programmable power door locks with lockout protection
- PASSlock theft-deterrent system
- 3-point safety belts for driver, front-seat passenger and all rear seats
- Switchable Daytime Running Lamps

MECHANICAL

- ECOTEC 2.4L L4 MFI (165 hp @ 6300 rpm)
- 4-wheel disc brakes
- 4-speed electronically controlled automatic transmission
- 4-wheel independent suspension
- Electronic power steering

EXTERIOR

- Speed-sensitive, controlled-cycle intermittent front windshield wipers
- P215/60R16 blackwall touring tires with 16-in. steel wheels¹⁴ and bolt-on wheelcovers
- Solar-Ray light-tinted glass
- Halogen headlamps with reflector optics
- Power mirrors
- Stainless steel exhaust

INTERIOR

- Cruise control
- AM/FM stereo with CD, Theftlock and 6-speakers
- Driver Information Center
- 4-way driver seat with power height adjustment and lumbar control
- 45/45 front bucket seats and 60/40 rear split-folding seat (sedan and coupe)
- Power windows with driver's Express-Down
- Floor console with armrest and storage compartment
- Rear-window electric defogger
- Tilt/telescopic steering wheel

SPECIFICATIONS (in.)

	Coupe	Sedan	Conv.
Wheelbase	112.3	112.3	112.3
Overall length	189.1	189.0	189.1
Body width	70.4	70.6	70.6
Overall height	56.4	57.1	56.7
Curb weight (lbs.)	3415	3305	3855
Cargo volume (cu.ft. ⁴)	12.0	14.0	NA
Cargo volume, Top up (cu.ft. ⁴)	NA	NA	5.8
Fuel capacity (gal. ⁸)	16	16	16
Seating capacity (f/r)	2/2	2/3	2/2

SELECTED OPTIONAL FEATURES

- 3.5L V6 SFI (224 hp @ 5800 rpm)
- Thorax air bags¹
- Enhanced Traction System
- 4-wheel antilock brakes
- XM Satellite Radio³
- Remote vehicle starter system
- Panoramic 4-panel power sunroof
- Power adjustable pedals
- OnStar 1-Year Safe and Sound Plan Service²
- StabiliTrak

For detailed notes 1 through 14, see inside back cover.



For more information, go to: www.gmfleet.com



15U Sedona Beige Metallic



27U Crimson Red



38U Emerald Green Metallic



40U Ivory White



41U Black



59U Granite Metallic



67U Liquid Silver Metallic



78U Blue-Gold Crystal Metallic



91U Electric Blue Metallic



PONTIAC GRAND PRIX

OVERVIEW

Pontiac Grand Prix is a driver-friendly midsize sedan that offers big car roominess, the performance and agility of a sports sedan and an interior that reflects attention to detail and commitment to comfort.

NEW FOR 2007

- Tire Pressure Monitoring System standard⁹
- 17-in. chrome-tech aluminum wheels¹⁴
- Five exterior colors: Crimson Red, Midnight Blue Metallic, Shadow Gray Metallic, Purple Haze Metallic and Red Jewel Tintcoat¹⁰

MODEL LINEUP

Sedan	2WP69
GT Sedan	2WR69
GXP Sedan	2WC69

ASSEMBLY PLANT

Oshawa, Ontario, Canada

SPECIFICATIONS (in.)

Curb weight (lbs.)	3477
Cargo volume, trunk (cu.ft. ⁴)	16
Cargo volume, trunk plus rear seats down (cu.ft. ⁴)	45.7
Cargo volume, trunk plus r/f passenger seats down (cu.ft. ⁴)	57
Fuel capacity (gal. ⁸)	17
Seating capacity (f/r)	2/3

For detailed notes 1 through 14, see inside back cover.

SELECTED STANDARD FEATURES

SAFETY AND SECURITY

- Driver and front passenger dual air bags¹
- OnStar 1-year Safe and Sound Plan Service²
- Child security rear door locks
- Programmable power door locks with lockout protection
- Remote Keyless Entry
- PASS-Key III theft-deterrent system
- 3-point safety belts for driver, front-seat passenger and all rear seats
- Daytime Running Lamps

MECHANICAL

- 3.8L 3800 Series III V6 SFI with Electronic Throttle Control (200 hp @ 5200 rpm)
- Rack-and-pinion power steering
- 4-speed electronically controlled automatic transmission
- 4-wheel independent Wide Track system suspension
- Tire Pressure Monitoring system⁹
- Stainless steel exhaust

EXTERIOR

- Intermittent front windshield wipers
- P225/60R16 blackwall touring tires with 16 in. painted aluminum wheels¹⁴
- Rear wide-opening door with 3 detent positions to 82 degrees
- Halogen composite high-intensity headlamps
- Solar-Ray light-tinted glass
- Body-color power mirrors

INTERIOR

- Front bucket seats with 6-way power driver seat
- 60/40 split-folding rear seatback
- AM/FM stereo with CD, Theftlock and 6-speakers
- Driver Information Center and analog instrumentation
- Floor console with 4 cupholders, 2 power outlets, storage and armrest
- Cruise control
- Rear-window electric defogger
- Retained accessory power

SELECTED OPTIONAL FEATURES

- Head-curtain side-impact air bags for front and rear outboard seating positions¹
- Antilock brakes
- AM/FM stereo with 6-disc-in-dash CD, Theftlock and 9-speaker system
- XM Satellite Radio³
- Driver Information Center/Trip computer
- Flat folding front passenger seatback
- OnStar² fleet delete
- Remote vehicle starter system
- StabiliTrak
- Head Up Display



For more information, go to: www.gmfleet.com



MIDSIZE CAR



SATURN AURA

OVERVIEW

Saturn's all-new AURA is a European-influenced midsize sedan whose available 252 hp, 3.6L DOHC V6 engine is matched by a highly refined interior that provides a wide array of standard amenities and ample rear seat passenger room.

NEW FOR 2007

- Available in two models – XE and XR
- 3.5L VVT V6 standard on XE; 3.6L DOHC, VVT V6 standard on XR
- 4-speed automatic transmission standard on XE; 6-speed automatic standard on XR
- Standard 4-wheel ABS disc brakes
- Tire Pressure Monitor system⁹
- AM/FM stereo with CD player and MP3 playback standard on XE; AM/FM stereo with 6-disc in-dash CD changer and MP3 playback standard on XR
- Available 17 in. machined alloy wheels¹⁴ on XE; 18 in. ultra-bright alloy wheels¹⁴ standard on XR
- Available panoramic roof featuring four sliding glass panels to create a convertible-style open-air driving experience

MODEL LINEUP

- XE Sedan ZZS69
- XR Sedan ZZV69

ASSEMBLY PLANT

Fairfax, Kansas, USA

SPECIFICATIONS (in.)

Wheelbase	112.3
Overall length	190.9
Body width	70.3
Overall height	57.6
Cargo volume (cu. ft.)	15.7
Fuel capacity (gal ⁸)	16
Seating capacity (f/r)	2/3

SELECTED STANDARD FEATURES

SAFETY AND SECURITY

- Dual-stage frontal and side-impact, driver and right-front passenger and head curtain side-impact, front and rear outboard seating positions with Passenger Sensing System¹
- OnStar 1-year Safe and Sound Plan Service²
- LATCH system for child safety seats
- Programmable door locks with lockout protection, delayed locking and child security
- Remote Keyless Entry
- PASS-Key III Plus theft-deterrent system
- 3-point safety belts for 5 seating positions
- Tire Pressure Monitoring system⁹
- Daytime Running Lamps

MECHANICAL

- 3.5L Variable Valve Timing V6 (224 hp @ 5800 rpm) (XE)
- 3.6L Variable Valve Timing DOHC V6 (252 hp @ 6300 rpm) (XR)
- 4-speed automatic transmission (XE)
- 6-speed automatic transmission (XR)
- Traction control
- StabiliTrak (XR)
- Hydraulic power steering
- 4-wheel antilock disc brakes

EXTERIOR

- P225/50R17 touring blackwall tires with 17 in. steel wheels¹⁴ with full wheel covers (XE)
- P225/50R18 touring blackwall tires with 18 in. ultra-bright alloy wheels¹⁴ (XR)
- Intermittent front windshield wipers
- Fog lamps (XR)
- Power mirrors
- Halogen headlamps

INTERIOR

- 2-way power driver seat with manual lumbar control
- Front bucket seats with adjustable head restraints
- Rear 60/40 split-folding seat
- Analog instrumentation and Driver Information Center
- Steering wheel with cruise control and DIC controls
- Air conditioning
- Cruise control
- Rear-window defogger
- AM/FM stereo with CD/MP3 playback and 6 speakers
- Front console/center stack with sliding armrest, 2 power outlets, 2 cupholders and storage
- Retained accessory power
- Power remote trunk release

SELECTED OPTIONAL FEATURES

- XM Satellite Radio³
- 8-way power driver, 6-way power front passenger seats
- Heated driver and front passenger seats
- Sunroof
- 17" Alloy wheel¹⁴
- Power adjustable pedals
- AM/FM stereo with 6-disc in-dash CD, MP3 and rear seat audio controls with wireless headphones
- Universal Home Remote
- Remote vehicle starter
- Auto dimming Inside Rearview Mirror w/compass
- Panoramic 4-panel roof

For detailed notes 1 through 14, see inside back cover.



For more information, go to: www.gmfleet.com

MIDSIZE CAR



A major focus of the AURA's design is its refined interior, which sets a new standard for the Saturn brand. Premium materials with low-gloss appearance and tight tolerances exhibit excellent fit and finish, while two-tone color combinations for the trim and upholstery exude contemporary style. The interior trim flows across the instrument panel and wraps around onto the door panels for a more integrated appearance. Select use of chrome trim also accents the interior. AURA's front reclining bucket seats are designed to provide firm support and comfort on long drives. Leather-appointed seating is available, including finely detailed embossed leather seat inserts with the XR's optional Morocco Brown interior.



Saturn offers two powertrains that provide AURA's power and performance for a refined on-road feel. Standard on XE models is a 3.5L V-6 with Variable Valve Timing (VVT) generating 224 hp. Uplevel XR models are equipped with the 3.6L DOHC V-6 with VVT, rated at 252 hp. This engine is mated with the all-new Hydra-Matic 6T70 six-speed automatic transmission, the first application of this important addition to the GM Powertrain portfolio. The transmission allows for strong performance combined with excellent fuel efficiency.



15U Golden Cashmere



25U Midnight Blue



40U Cream White



41U Black Onyx



53U Bronzed Pewter



63U Berry Red



67U Silver Pearl



75U Techno Grey



78U Ocean Mist

LUXURY CAR



BUICK LUCERNE

OVERVIEW

Lucerne is Buick's most premium sedan offering 5- or 6-passenger seating with V6 or V8 power. Lucerne provides safety, security, comfort and convenience features usually found only in high-end luxury cars.

NEW FOR 2007

- Cocoa/Light Cashmere interior trim
- Cocoa/Shale interior trim
- Available heated leather steering wheel
- Titanium interior trim on CXS
- Two exterior colors: Light Quartz Metallic and Gold Mist Metallic
- OnStar 1-year Directions and Connections Plan with Turn By Turn Navigation²
- Touch-Screen Navigation Radio¹¹

MODEL LINEUP

CX	4HP69
CXL V6	4HD69
CXL V8	4HR69
CXS	4HE69

ASSEMBLY PLANT

Hamtramck, Michigan, USA

SPECIFICATIONS (in.)

Wheelbase	115.6
Overall length	203.2
Overall height	58.0
Body width	73.8
Curb wt., (lbs.)	3764
Cargo volume (cu.ft. ⁴)	17.0
Fuel capacity (gal. ⁸)	18
Seating capacity (f/r)	2/3

For detailed notes 1 through 14, see inside back cover.

SELECTED STANDARD FEATURES

SAFETY AND SECURITY

- Dual-stage driver air bag¹
- Dual depth front passenger air bag with Passenger Sensing System¹
- Driver and right front passenger side impact and front and rear outboard head curtain air bags¹
- OnStar 1-year Directions and Connections Plan with Turn By Turn Navigation²
- LATCH system for child safety seats
- Child security rear door locks
- Programmable power door locks with lockout protection
- PASS-Key III theft-deterrent system
- Remote Keyless Entry
- Daytime Running Lamps
- Tire Pressure Monitor System⁹

MECHANICAL

- 3.8L 3800 V6 SFI (197 hp @ 5200 rpm)
- 4-speed enhanced electronic automatic transmission
- Full-range traction control
- 4-wheel antilock disc brakes
- 4-wheel independent suspension
- Rack-and-pinion power steering
- Electronic automatic level control

EXTERIOR

- Intermittent front windshield wipers
- P225/60R16 all-season blackwall tires with 16-in. machined-faced aluminum wheels¹⁴
- Solar-Ray light-tinted glass

INTERIOR

- Air conditioning
- Air filtration system
- AM/FM stereo with CD, auxiliary audio jack and 6 speakers
- Front bucket seats with 6-way power driver seat, 4-way front passenger manual adjust
- Full instrumentation and Driver Information Center
- Rear-window electric defogger
- 12-volt auxiliary power outlet
- Retained accessory power

SELECTED OPTIONAL FEATURES

- Dual-zone automatic climate control
- AM/FM stereo with 6-disc in-dash CD, MP3 playback and Theftlock
- XM Satellite Radio³
- OnStar² fleet delete
- 6-passenger seating
- Ultrasonic Rear Parking Assist
- RainSense front intermittent windshield wipers
- Heated washer fluid
- 8-way power adjustable driver and passenger seats, 4-way power lumbar with memory
- Heated and cooled driver and front passenger seats
- Extended range Remote Keyless Entry
- Remote vehicle starter system
- StabiliTrak/brake assist
- DVD touch-screen navigation¹¹
- Northstar V8 4.6L DOHC (275 hp @ 6000 rpm)



For more information, go to: www.gmfleet.com



LUXURY CAR



CADILLAC CTS



OVERVIEW

CTS builds on Cadillac's century-long tradition of technology and design innovation, and is a modern interpretation of the strikingly beautiful cars that made Cadillac famous. The CTS-V provides high-performance driving enthusiasts with a serious, credible alternative to imports in the highly competitive, low-volume luxury performance segment.

NEW FOR 2007

- P245/45R18-96V Goodyear RSA, extended mobility tires have been added to the performance CTS-V series
- Three exterior colors: Thunder Gray, Gold Mist and Sunset Blue

MODEL LINEUP

Sedan	6DM69
Sedan	6DP69
CTS-V	6DN69

ASSEMBLY PLANT

Lansing, Michigan, USA

SPECIFICATIONS (in.)

Wheelbase	113.4
Overall length	190.1
Body width	70.6
Overall height	56.7
Curb weight, manual (lbs.)	3509
Curb weight, automatic (lbs.)	3568
Cargo volume (cu.ft. ⁴)	12.5
Fuel capacity (gal. ⁸)	17
Seating capacity, max. (f/r)	2/3

SELECTED STANDARD FEATURES

SAFETY AND SECURITY

- Dual-stage frontal and side impact air bags for driver and front passenger with side head curtain air bags for front and rear outboard positions and Passenger Sensing System¹
- OnStar 1-Year Directions and Connections Plan Service²
- Child security rear door locks
- Programmable power door locks with lockout protection
- PASS-Key III theft-deterrent system
- Remote Keyless Entry
- Daytime Running Lamps

MECHANICAL

- 2.8L DOHC V6 (210 hp @ 6500 rpm)
- 6-speed manual transmission
- All-speed brake and engine-controlled traction control
- 4-wheel antilock disc brakes
- 4-wheel independent suspension
- Rear-wheel drive
- Battery rundown protection
- Stainless steel exhaust system

EXTERIOR

- Intermittent front windshield wipers
- P225/55R16 H-rated, all-season blackwall tires with 16-in. painted aluminum wheels¹⁴
- Solar-Ray light-tinted glass
- Fog lamps
- Halogen headlamps with Twilight Sentinel and flash-to-pass feature
- Body-color power mirrors

INTERIOR

- Dual-zone automatic climate control
- Steering wheel controls
- AM/FM stereo with CD, and 7 speakers
- XM Satellite Radio³
- Front bucket seats with 8-way power driver seat
- Analog instrumentation
- Floor console with floor shifter, armrest, storage and cupholders
- Rear-window electric defogger
- Rear-view auto dimming mirror with OnStar controls

SELECTED OPTIONAL FEATURES

- Heated driver and front passenger seats
- Power lumbar control driver and front passenger seats
- Driver seat memory package
- 8-way power front passenger seat
- Audio System with navigation
- StabiliTrak
- 5-speed automatic transmission with Driver Shift Control
- P225/50R 17 W-rated, all-season blackwall tires
- 16 in. bright machined-finish aluminum wheels¹⁴
- 17 in. high polished aluminum wheels¹⁴
- Xenon High-Intensity Discharge headlamps
- Sport Suspension

For detailed notes 1 through 14, see inside back cover.



For more information, go to: www.gmfleet.com



25U Blue Chip



30U Thunder Gray¹⁰



41U Black Raven



51U Gold Mist



53U Radiant Bronze



67U Light Platinum



78U Sunset Blue



80U Infrared¹⁰



98U White Diamond¹⁰

LUXURY CAR



CADILLAC DTS

OVERVIEW

Cadillac DTS is a front-wheel-drive luxury sedan with distinctive luxury and performance combined with superb quality and refinement. With over 200 specialized parts and 35 additional body reinforcements, DTS also offers three professional packages: Funeral Coach Package, Coachbuilder Limousine Package and DTS Livery Sedan Package.

NEW FOR 2007

- Three exterior colors: Mystic Gray, Gold Mist and Cognac Frost
- Two interior colors: Cocoa with Cashmere and Cocoa with Shale accent color

MODEL LINEUP

DTS 6KD69

ASSEMBLY PLANT

Hamtramck, Michigan, USA

SPECIFICATIONS (in.)

Wheelbase	115.6
Overall length	207.6
Body width	74.8
Overall height	57.6
Curb weight (lbs.)	4009
Cargo volume (cu.ft. ⁴)	18.8
Fuel capacity (gal. ⁸)	18
Seating capacity (f/r)	2/3

For detailed notes 1 through 14, see inside back cover.
§ Interim availability

SELECTED STANDARD FEATURES

SAFETY AND SECURITY

- Dual-stage front air bags with dual-depth front passenger system, side impact thorax for front outboard passengers and side head curtain air bags for front and rear outboard positions¹
- OnStar 1-year Directions and Connections Plan with Turn By Turn Navigation²
- Child security rear door locks
- PASS-Key III theft-deterrent system
- Tire Pressure Monitor System⁹
- Remote Keyless Entry
- Daytime Running Lamps

MECHANICAL

- Northstar 4.6L DOHC V8 (275 hp @ 5200 rpm)
- 4-speed automatic electronically controlled transmission
- All-speed brake and engine-controlled traction control
- 4-wheel antilock disc brakes
- 4-wheel independent suspension
- Variable assist Magnasteer rack-and-pinion power steering
- Automatic level control
- Adaptive remote start

EXTERIOR

- P235/55R17 S-rated, all-season blackwall tires with 17-in. aluminum wheels¹⁴
- Fog lamps
- Xenon High Intensity Discharge headlamps with Twilight Sentinel and flash-to-pass feature
- Heated power mirrors with integrated turn signal indicators

INTERIOR

- Dual-zone automatic climate control
- AM/FM stereo with CD/MP3 player and 8 speakers
- XM Satellite Radio³
- Front bucket seats with leather seating surfaces and 8-way power driver and front passenger seat adjusters
- Driver and front passenger 4-way power lumbar controls
- Driver Information Center and analog instrumentation
- LED interior lighting with rear reading lights
- Front and rear Express-Down windows, front Express-Up

SELECTED OPTIONAL FEATURES

- Tri-zone automatic climate control for driver, front passenger and rear passengers
- AM/FM stereo with MP3-compatible 6-disc in-dash CD
- Heated steering wheel
- Adaptive cruise control
- Driver seat memory package
- StabilTrak with brake assist
- Magnetic Ride Control
- DVD touch-screen navigation¹¹
- Heated and cooled driver and front passenger seats
- Front 40/20/40 split-bench seats with column shift
- Universal Home Remote
- Trunk Convenience Package
- Power sunroof



14U Mystic Gray



23U Green Silk



25U Blue Chip



41U Black Raven



51U Gold Mist



53U Radiant Bronze



54U Cognac Frost^{10§}



67U Light Platinum



77U Glacier White¹⁰



86U Crimson Pearl Tintcoat¹⁰



93U White Lightning¹⁰



99U Titanium¹⁰



For more information, go to: www.gmfleet.com

LUXURY CAR



CADILLAC STS

OVERVIEW

Cadillac STS luxury performance sedan delivers precision craftsmanship, outstanding performance and sophisticated luxury in a distinctly rich package. For true driving enthusiasts, STS-V models feature a 469 hp Northstar turbocharged V8 engine.

NEW FOR 2007

- 5-speed automatic transmission on V6 models; 6-speed automatic transmission on V8 models
- Available Performance Handling Package includes Brembo brakes
- STS Platinum Edition (Interim 2007)
- Three exterior colors: Gold Mist, Sunset Blue and Thunder Gray (extra cost)

MODEL LINEUP	V6 Sedan	V8 Sedan
STS	6DW29	6DC29

ASSEMBLY PLANT

Lansing, Michigan, USA

SPECIFICATIONS (in.)

Wheelbase	116.4
Overall length	196.3
Body width	72.6
Overall height	57.6
Curb weight (lbs.)	NA
Cargo volume (cu.ft. ⁴)	13.8
Fuel capacity (gal. ⁸)	17
Seating capacity (f/r)	2/3

For detailed notes 1 through 14, see inside back cover.

SELECTED STANDARD FEATURES

SAFETY AND SECURITY

- Dual-stage frontal and side-impact air bags for driver and front passenger and head-curtain air bags for front and rear outboard positions with Passenger Sensing System¹
- OnStar 1-year Directions and Connections Plan Service²
- Child security rear door locks
- Programmable power door locks with lockout protection
- PASS-Key III theft-deterrent system
- Remote Keyless Entry
- Daytime Running Lamps

MECHANICAL

- 3.6L Variable Valve Timing V6 SFI (255 hp @ 6500 rpm) – STS V6
- Northstar 4.6L Variable Valve Timing V8 SFI (320 hp @ 6400 rpm) – STS V8
- Northstar 4.4L supercharged V8 (469 hp @ 6400 rpm) – STS-V
- 5-speed automatic transmission (RWD)
- All-speed brake and engine-controlled traction control
- 4-wheel antilock disc brakes

- 4-wheel independent suspension
- Speed-sensitive rack-and-pinion power steering
- StabiliTrak

EXTERIOR

- Intermittent front windshield wipers
- P235/50R17 front, P255/45R17 rear all-season blackwall tires
- Ultrasonic rear parking assist
- Fog lamps

INTERIOR

- Dual-zone automatic climate control
- AM/FM Bose stereo with CD/MP3 player, Theftlock and 8 speakers
- XM Satellite Radio³
- Front bucket seats with 8-way power driver and front passenger seat adjusters
- Center console with storage, cupholders and armrest
- Front and rear Express-Down/Up windows and rear passenger lockout

SELECTED OPTIONAL FEATURES

- AM/FM Bose stereo with MP3-compatible 6-disc in-dash CD
- Heated steering wheel
- Adaptive cruise control
- Driver seat memory package
- Magnetic Ride Control
- DVD advanced touch-screen navigation¹¹
- Heated and cooled driver and front passenger seats
- Universal Home Remote
- Power sunroof
- Driver and front passenger 4-way power lumbar controls



25U Blue Chip



30U Thunder Gray¹⁰



41U Black Raven



51U Gold Mist



53U Radiant Bronze



67U Light Platinum



78U Sunset Blue



80U Infrared




98 White Diamond



For more information, go to: www.gmfleet.com

LUXURY CAR



SAAB 9-3

OVERVIEW

Saab 9-3 is a complete driver-oriented series – Sport Sedan, SportCombi wagon and Convertible – featuring turbocharged performance, excellent responsiveness and safety and, of course, Saab's rich design heritage.

NEW FOR 2007

- Interior enhancements
- 6-speed manual transmission replaces 5-speed manual on 2.0T models
- Available OnStar²
- Available XM Satellite Radio³
- ESP renamed StabiliTrak
- Two colors: Titan Gray Metallic, Arctic White[†]

MODEL LINEUP

	Sedan	SportCombi	Conv.
2.0T	4dr	5dr	2dr
Aero	4dr	5dr	2dr

ASSEMBLY PLANT

Trollhättan, Sweden
Graz, Austria

SPECIFICATIONS (in.)

	Sedan	SportCombi	Conv.
Wheelbase	105.3	105.3	105.3
Overall length	182.5	183.2	182.4
Body width	69.0	69.4	69.3
Overall height	56.8	60.6	56.4
Curb weight (lbs.)	3285	3285	3550
Cargo volume (cu.ft. ⁴)	15.0	29.7	12.4
Fuel capacity (gal. ⁸)	16.4	16.4	16.4
Seating capacity (f/r)	2/3	2/3	2/2

For detailed notes 1 through 14, see inside back cover.
† Convertible Only

SELECTED STANDARD FEATURES

SAFETY AND SECURITY

- Frontal and side-impact air bags¹
- LATCH system for child safety seats
- Theft-deterrent system
- Programmable door locks
- Daytime Running Lamps

MECHANICAL

- 2.0L High Output Turbo 4L (210 hp @ 5500)
- 6-speed manual transmission
- Spring strut front suspension with gas shock absorbers and anti-roll bar
- 4-link independent rear suspension
- 4-wheel ABS brakes with EBD
- Electronic Stability Program
- Traction control
- Rack-and-pinion power assist steering

EXTERIOR

- 215/55R 16H A/S standard tires with 16 in. alloy wheels¹⁴
- Heated power mirrors with passenger-side wide-angle lens
- Halogen headlamps with clear lexan covers
- Battery guard
- Tinted glass
- Windshield washer nozzles

INTERIOR

- Automatic climate control system dual zone
- Cabin air filter
- AM/FM 7-speaker stereo with CD
- Steering wheel audio controls
- Express-down power windows
- Leather-appointed seats

SELECTED OPTIONAL FEATURES

- 2.8L Turbo V6 (250 hp @ 5500)
- OnStar 1-year Safe and Sound Plan Service²
- XM Satellite Radio³
- 5-speed automatic transmission with Sentronic manual shift mode
- 6-speed automatic transmission with Sentronic steering wheel-mounted manual shift buttons
- Dual-power front seats
- Heated front seats
- Remote control window operation
- DVD navigation system¹¹
- 6-disc in-dash CD changer
- High pressure headlamp washers
- 235/45R 94V A/S standard tires with 17 in. alloy wheels¹⁴



For more information, go to: www.gmfleet.com



LUXURY CAR



SAAB 9-5

OVERVIEW

Saab 9-5 Sedan and SportCombi wagon both received an extensive refresh for the 2006-model year, offering excellent performance and value in the performance-oriented midsize luxury category.

NEW FOR 2007

- One color: Titan Gray Metallic

MODEL LINEUP

- Sedan (4 Door)
- SportCombi (5 Door)

ASSEMBLY PLANT

Trollhättan, Sweden

SPECIFICATIONS (in.)

	Sedan	SportCombi
Wheelbase	106.4	106.4
Overall length	190.4	190.6
Body width	70.5	70.5
Overall height	57.2	57.7
Curb weight (lbs.)	3470	3470 - 3530
Trunk volume (cu.ft. ⁴)	15.9	15.9
Fuel capacity (gal. ⁸)	18.5	18.5
Seating capacity (f/r)	2/3	2/3

SELECTED STANDARD FEATURES

SAFETY AND SECURITY

- Dual frontal air bags¹
- Head/thorax side air bags¹
- LATCH system for child safety seats
- Child security rear door locks and windows
- Energy-absorbing safety cage construction
- Theft-deterrent system
- Programmable door locks
- Daytime Running Lamps

MECHANICAL

- 2.3L DOHC High-Output Turbo L4 (260 hp @ 5500 rpm)
- 5-speed manual transmission
- McPherson struts front suspension
- Independent multi-link coil spring rear suspension
- Electronic Stability Program
- Rack-and-pinion power assist steering
- Traction control
- 4-wheel ABS brakes with EBD

EXTERIOR

- P235/45 VR17 all-season standard tires with 17 in. twin 5-spoke alloy wheels¹⁴
- Front and rear fog lamps
- Heated power mirrors with passenger-side wide-angle lens
- Heat absorbent glass
- Halogen headlamps with clear lexan covers and pop-up high-pressure washer jets
- Windshield washer nozzles

INTERIOR

- Automatic climate control system dual zone
- 8-way power, heated front seats with driver 3-position memory
- Rear heated seats
- XM Satellite Radio³
- Steering wheel audio controls
- AM/FM stereo with 6-disc in-dash CD
- Auto-dimming rear-view mirror with integrated garage door opener and compass
- Cabin air filter

SELECTED OPTIONAL FEATURES

- OnStar 1-year Safe and Sound Plan Service²
- 5-speed automatic transmission with Sentronic steering wheel-mounted manual shift buttons
- Xenon self-leveling headlamps
- DVD navigation system with trunk 6-disc CD changer¹
- Ultrasonic Rear Parking Assist
- Rain sensing windshield wipers
- Sport chassis
- Auto-dimming outside mirrors

For detailed notes 1 through 14, see inside back cover.



170 Black



268 Silver Metallic



278 Laser Red



279 Steel Gray Metallic



283 Polar White



290 Nocturne Blue Metallic



293 Parchment Silver Metallic



294 Chili Red Metallic



295 Smoke Beige Metallic



298 Jet Black Metallic



300 Fusion Blue Metallic



301 Arbor Green Metallic

IMAGE NOT AVAILABLE

303 Titan Gray Metallic



For more information, go to: www.gmfleet.com

SPORTS CAR



CADILLAC XLR

OVERVIEW

A luxury roadster with performance car roots, Cadillac XLR underscores its dramatic visual statement with a high performance chassis structure and a 4.6L Northstar V8 VVT rear-wheel drive engine - a combination that makes it the lightest, most powerful vehicle in its class.

NEW FOR 2007

- Platinum Edition with exclusive premium colors and specific wheels¹⁴ and accents
- Passion Red Limited Edition (200 units total) includes Passion Red Exterior, chrome 18" wheels¹⁴, and numbered sill plate
- 6-speed automatic transmission
- OnStar 1-year Directions and Connections Plan with Turn By Turn Navigation²
- New key fob design

MODEL LINEUP

XLR 6YV67
XLR-V 6YX67

ASSEMBLY PLANT

Bowling Green, Kentucky, USA

SPECIFICATIONS (in.)

Wheelbase	105.7
Overall length	177.7
Body width, without mirrors	72.3
Overall height	50.4
Curb weight (lbs.)	3647
Cargo volume, top up (cu.ft.)	11.6
Cargo volume, top down (cu.ft.)	4.4
Fuel capacity (gal. ⁹)	18
Seating capacity	2

For detailed notes 1 through 14, see inside back cover.

SELECTED STANDARD FEATURES

SAFETY AND SECURITY

- Dual-stage frontal and side-impact air bags with Passenger Sensing System¹
- Keyless access with two remote transmitters enabling automatic door unlock and open by touching door switch
- Audible theft-deterrent system
- Driver and passenger safety belts with pretensioners
- Daytime Running Lamps

MECHANICAL

- Northstar 4.6L DOHC Variable Valve Timing V8 SFI (320 hp @ 6400 rpm)
- 6-speed electronically controlled automatic transmission
- All-speed electronic traction control
- 4-wheel antilock disc brakes
- 4-wheel independent suspension with Magnetic Ride Control
- Magnasteer rack-and-pinion power steering
- StabiliTrak
- Battery rundown protection
- 2.73 ratio rear axle
- Dual exhaust outlets with chrome-plated tips
- 150-amp alternator

EXTERIOR

- P235/50R18W-rated, extended mobility blackwall tires with 18-in. polished aluminum wheels¹⁴
- Rear Parking Assist
- Power retractable hardtop
- Bi-functional HID headlamps with Twilight Sentinel and headlamp washers
- Solar-Ray light-tinted glass
- Fog lamps

INTERIOR

- Dual-zone automatic climate control
- Bucket seats with leather seating surfaces and 8-way power driver and passenger adjusters, cooled/heated seat cushions/seatbacks
- Keyless ignition engaged with push button start
- Driver and passenger Express Down/Up windows
- AM/FM stereo with 6-disc in-dash CD, DVD-based navigation, weather band, 6.5 in. LCD color display touch-screen, voice recognition and Bose 9-speaker system
- XM Satellite Radio³
- Head-Up Display

SELECTED OPTIONAL FEATURES

- 18 in. 15-spoke polished aluminum wheels¹⁴
- Light or Dark Eucalyptus wood accents
- Olive Ash wood and genuine aluminum trim
- Platinum Edition available with Liquid Amethyst (new and unique to Platinum) or Raven Black, Leather Wrap Upper Burl color, Chrome Finish Grille, Unique Door Sill Plates, Suede Alcantara Headliner, Unique Wood Species, Unique Metal Accent color, Exterior Platinum Badge and 18" Polished 15 spoke wheels¹⁴.



For more information, go to: www.gmfleet.com



19U Xenon Blue



36U Liquid Amethyst



41U Black Raven



51U Goldmist



67U Light Platinum



80U Infrared

SPORTS CAR



CHEVROLET CORVETTE



OVERVIEW

Chevrolet Corvette is the American performance icon, a world class high-performance sports car.

NEW FOR 2007

- Magnetic Selective Ride Control includes larger cross-drilled brake rotors
- Power top included with convertible 3LT package
- Acoustic package included with Z06 2LZ package
- Steering wheel audio controls included with Bose premium audio systems
- Available OnStar² on Z06 model
- Modified 2-tone seats with embroidery available on coupe and convertible
- Larger glove box storage area
- Expanded Genuine Corvette Accessories
- One exterior color: Atomic Orange Metallic Tintcoat (premium)

MODEL LINEUP

Coupe	1YY07
Convertible	1YY67
Z06	1YY87

ASSEMBLY PLANT

Bowling Green, Kentucky, USA

SPECIFICATIONS (in.)	Coupe	Convertible	Z06
Wheelbase	105.7	105.7	105.7
Length	174.6	174.6	175.6
Width	72.6	72.6	75.9
Height	49	49.2	49
Seating (max.)	2	2	2
Head room	37.9	37.9	37.9
Shoulder room	55.3	55.3	55.3
Leg room	43.1	43.1	43.1
Cargo volume (cu.ft. ⁴)	22.4	11.0	22.4
Fuel capacity (gal. ⁸)	18	18	18

For detailed notes 1 through 14, see inside back cover

SELECTED STANDARD FEATURES

SAFETY AND SECURITY

- Driver and front passenger dual-stage frontal air bags with Passenger Sensing System¹
- Theft-deterrent system
- Keyless access with push button start
- Programmable power door locks
- Tire Pressure Monitoring System⁹
- 3-point safety belts with pretensioners
- Daytime Running Lamps

MECHANICAL

- Rear-wheel drive
- 6.0L V8 SFI (400 hp @ 6000 rpm)
- Z06 7.0L V8 SFI (505 hp @ 6300 rpm)
- 6-speed manual transmission
- 4-wheel antilock disc brakes
- Front and rear independent suspension
- Traction control
- Rack-and-pinion power steering
- All-aluminum Z06 frame
- Active handling

EXTERIOR

- P245/40ZR18 front, P285/35ZR19 rear, Z-rated extended mobility tires
- Z06: P275/35ZR18 front, P325/30ZR19 rear, Z-rated extended mobility tires
- 5-spoke aluminum wheels¹⁴
- Xenon high-intensity headlamps
- Fog lamps
- Coupe removable roof panel
- Heated power mirrors
- Intermittent front windshield wipers

INTERIOR

- Dual-zone automatic climate control
- Bucket seats with leather seating surfaces and 6-way power driver seat adjuster
- Console with CD storage
- AM/FM 7-speaker stereo with CD/MP3
- Cruise control
- Driver Information Center
- Tilt-Steering column
- Air filtration system

SELECTED OPTIONAL FEATURES

- Side-impact air bags for driver and front passenger¹ (incl. 2LT/2LZ)
- OnStar 1-year Safe and Sound Plan Service²
- 6-speed paddle-shift automatic transmission (N/A Z06)
- Convertible power top (incl. with 3LT)
- Steering wheel audio controls (incl. with Bose Audio)
- Magnetic Selective Ride Control with cross-drilled brake rotors
- Navigation System with Bose Audio and XM Satellite Radio³



For more information, go to: www.gmfleet.com



10U Arctic White



19U LeMans Blue Metallic¹⁰



41U Black



45U Velocity Yellow Tintcoat¹⁰



67U Machine Silver Metallic



74U Victory Red



80U Monterey Red Metallic Tintcoat¹⁰



83U Atomic Orange Metallic Tintcoat¹⁰

SPORTS CAR



 **SATURN SKY**

OVERVIEW

The new-for-2007 Saturn SKY is a 2-seat convertible roadster that combines dynamic style and performance with an attractive price.

NEW FOR 2007

- Design with a wide, muscular stance and short overhangs
- 18 inch wheels¹⁴ pushed to the corners for true sports car feel
- Convertible top folds completely into the rear compartment
- 2.4L 177 hp Ecotec engine with variable valve timing
- 5-speed Aisin manual transmission
- 4-wheel disc brakes with ABS and dynamic rear proportioning
- Dual-stage driver and passenger air bags with Passenger Sensing System¹
- AM/FM/CD Stereo with auxiliary input jack for use with portable audio players

MODEL LINEUP

Convertible ZMB67

ASSEMBLY PLANT

Wilmington, Delaware, USA

SPECIFICATIONS (in.)

Wheelbase	95.1
Overall length	161.1
Body width	71.4
Overall height	50.1
Front track width	60.7
Rear track width	61.4
Head room, front	38.4
Shoulder room, front	52.7
Leg room, front	42.7
Curb weight (lbs.)	2860
Cargo volume, top up (cu.ft. ⁴)	5.4
Cargo volume, top down (cu.ft. ⁴)	2.0
Fuel capacity (gal. ⁸)	13.6
Seating capacity	2

SELECTED STANDARD FEATURES

SAFETY AND SECURITY

- Dual-stage front air bags with Passenger Sensing System¹
- OnStar 1-year Safe and Sound Plan Service²
- PASS-Key III Plus theft-deterrent system
- Remote Keyless Entry
- 3-point safety belts with pretensioners and energy-absorbing retractors
- Daytime Running Lamps

MECHANICAL

- ECOTEC 2.4L Variable Valve Timing DOHC L4 (177 hp @ 6600 rpm)
- 5-speed Aisin manual transmission with short-throw shifter
- 4-wheel disc brakes with ABS and dynamic rear proportioning
- Rear-wheel drive
- Hydraulic-assisted rack-and-pinion power steering
- 4-wheel independent SLA suspension with Bilstein monotone shocks
- High-flow stainless steel exhaust
- Front and rear stabilizer bars
- Battery rundown protection

EXTERIOR

- P245/45R18 all-season performance tires with 18 in. painted alloy wheels¹⁴
- Intermittent front windshield wipers
- Power mirrors
- Projector beam automatic headlamps
- Projector beam fog lamps
- Manual-folding convertible top with glass rear window
- Front-hinged hood with struts and sport ornamentation
- Deck-mounted OnStar antenna²
- Tire repair kit with inflator and tire sealant

INTERIOR

- Air conditioning
- Cruise control
- Center console covered storage
- AM/FM stereo with CD and 6 speakers
- Rear-window electric defogger
- Auxiliary power outlet
- Steering wheel with mounted Driver Information Center and cruise controls
- Rear interior-wall driver and passenger storage
- 3 cupholders
- Analog instrumentation with Driver Information Center
- Power door locks
- Power windows with driver express down

SELECTED OPTIONAL FEATURES

- XM Satellite Radio³
- 5-speed automatic transmission
- AM/FM stereo with 6-disc in-dash CD and MP3 playback, Theftlock and speed-compensated volume with Monsoon 7-speaker system
- Premium trim which includes leather seat inserts, leather wrapped steering wheel with audio controls, metallic finish sill plates and stainless steel pedal covers

For detailed notes 1 through 14, see inside back cover



For more information, go to: www.gmfleet.com

SPORTS CAR



OPEN-AIR STYLE AND ENJOYMENT

Saturn SKY has a wide, muscular stance with short overhangs and 18-inch wheels¹⁴ pushed to the corners for a true sports car feel. The convertible top folds completely into the rear compartment, and the clamshell hood provides excellent accessibility and reinforces the SKY's sports car character.

DYNAMIC DESIGN HIGHLIGHTS SATURN SKY FEATURES

Saturn SKY's interior is driver-focused with integrated controls and displays. Creative use of piano black and chrome finishes combine with available leather seats and technical grains to emphasize richness and precision. Jewel-like detailing on the HVAC and lighting controls is executed with tight fits, highlighting the attention to detail.



SKY RED LINE

The Saturn SKY Red Line model is distinguished by its unique logos, instrumentation and the performance boost it gets from an ECOTEC turbocharged 2.0L engine, GM's first direct injection offering in North America. It produces 260 hp @ 5300 rpm. Additional performance features include a standard limited-slip differential, standard StabiliTrak electronic stability control and a performance-tuned suspension.



25U Midnight Blue



34U Sunburst Yellow¹⁰



38U Forest Green



41U Black Onyx



42U Silver Graphite



50U Polar White



67U Silver Pearl



72U Bluestone



74U Chili Pepper Red

SPORTS CAR



PONTIAC SOLSTICE

OVERVIEW

Pontiac Solstice is an exciting two-seat roadster that combines sensual styling with thrilling performance. Since its Auto Show debut, Solstice is a pure roadster that has invoked a passionate response from customers.

NEW FOR 2007

- GXP Model includes Turbo ECOTEC 2.0L Variable Valve Timing DOHC 4-cylinder aluminum engine with 260 hp and 260 lb-ft of torque
- Lightside (Med. Tan) cloth convertible top
- StabiliTrak vehicle stability enhancement system (standard on GXP)
- Sport metallic pedals (available on both models)
- 2-way power driver seat height adjuster (standard on both models)
- One premium exterior color: Mean (Yellow)¹⁰

MODEL LINEUP

Convertible 2MB67
Convertible GXP 2MG67

ASSEMBLY PLANT

Wilmington, Delaware, USA

SPECIFICATIONS (in.)

Wheelbase	95.1
Overall length	157.2
Body width	71.3
Overall height	50.1
Curb weight (lbs.)	2860
Cargo volume, top up (cu.ft. ⁴)	5.4
Cargo volume, top down (cu.ft. ⁴)	2.1
Fuel capacity (gal. ⁸)	13
Seating capacity	2

For detailed notes 1 through 14, see inside back cover.

SELECTED STANDARD FEATURES

SAFETY AND SECURITY

- Driver and front passenger air bags with Passenger Sensing System¹
- PASS-Key III Plus theft-deterrent system
- Audible theft-deterrent system
- Driver and passenger safety belts with pretensioners
- Daytime Running Lamps

MECHANICAL

- ECOTEC 2.4L Variable Valve Timing DOHC L4 (177 hp @ 6600 rpm)
- 4-wheel disc brakes
- Rear-wheel drive
- Rack-and-pinion power steering
- 4-wheel independent suspension
- Stainless steel exhaust
- 3.91 rear axle
- Bilstein monotube front and rear shock absorbers
- Battery rundown protection
- Tire repair kit with inflator and tire sealant

EXTERIOR

- Intermittent front windshield wipers
- P245/45R18, all-season blackwall tires with 18-in. silver-painted aluminum wheels¹⁴
- Tinted glass
- Manual-folding convertible top with glass rear window
- Halogen headlamps with automatic exterior lamp control and flash-to-pass feature

INTERIOR

- Bucket seats with fore/aft seat adjusters and reclining seatbacks
- Driver seat 2-way power height adjustment
- AM/FM stereo with CD and 6 speakers
- Analog instrumentation
- Rear-window electric defogger
- Instrument panel-mounted 12-volt auxiliary power outlet
- Rearview mirror with dual reading lights
- Manual door locks and windows
- 3 cupholders

SELECTED OPTIONAL FEATURES

- OnStar 1-year Safe and Sound Plan Service²
- AM/FM stereo with CD and MP3 playback, RDS¹², Theftlock and speed-compensated volume
- XM Satellite Radio³
- Choice of 5-speed manual or 5-speed automatic transmission
- Cruise control
- Power door locks
- Driver Information Center
- Steering wheel accessory controls
- Power windows
- Limited slip differential
- Air conditioning
- Leather-appointed seating



For more information, go to: www.gmfleet.com



25U Deep



34U Mean¹⁰



38U Envious



41U Mysterious



42U Sly



50U Pure



67U Cool



74U Aggressive



BUICK RAINIER



OVERVIEW

Buick Rainier is a full-frame sport utility model with a high level of standard equipment, a choice of powerful engines and elegant exterior touches that immediately convey its premium position among SUVs.

NEW FOR 2007

- OnStar 1-year Directions and Connections Plan with Turn By Turn Navigation²
- Two exterior colors: Midnight Blue Metallic and Graphite Metallic

MODEL LINEUP

- CXL RWD 4S15506
- CXL AWD 4T15506

ASSEMBLY PLANT

Moraine, Ohio, USA

SPECIFICATIONS (in.)

Wheelbase	113
Overall length, without rear bumper	193.4
Body width	75.4
Overall height	74.5
Curb weight (lbs.)	4417
Cargo volume, maximum capacity (cu.ft. ⁴)	80.1
Gross Vehicle Weight Rating (GVWR) (lbs. ⁵)	5550
Fuel capacity (gal. ⁶)	22
Seating capacity (f/r)	2/3

For detailed notes 1 through 14, see inside back cover.

SELECTED STANDARD FEATURES

SAFETY AND SECURITY

- Dual-stage frontal air bags with Passenger Sensing System¹
- OnStar 1-year Directions and Connections Plan with Turn By Turn Navigation²
- Child security rear door locks
- Programmable power door locks
- PASSlock theft-deterrent immobilizer
- Theft-deterrent alarm system
- Remote Keyless Entry
- Tire Pressure Monitoring System⁹
- Daytime Running Lamps

MECHANICAL

- Vortec 4200 SFI (291 hp @ 6000 rpm)
- All-wheel drive (on demand system)
- 4-speed electronically controlled automatic transmission
- StabiliTrak stability control system with integrated traction control
- 4-wheel antilock disc brakes
- Front independent suspension
- Rear load-leveling suspension
- Battery rundown protection

EXTERIOR

- Intermittent front windshield wipers
- Solar-Ray deep-tinted glass
- Halogen composite headlamps
- Fog lamps
- Heated power mirrors
- Rear window defogger
- Rear liftgate with liftglass, wiper/washer

INTERIOR

- QuietTuning
- Dual-zone automatic climate control
- AM/FM stereo with CD and cassette
- Front bucket seats with 8-way power driver and front passenger seat adjusters
- Driver seat memory package
- Driver and front passenger Express-Down windows
- Second row split-folding seats
- Driver Information Center
- Rear-window electric defogger
- 3 auxiliary power outlets
- Steering wheel with Driver Information Center controls
- Universal Home Remote

SELECTED OPTIONAL FEATURES

- Head curtain side-impact air bags for driver, front passenger and rear outboard positions¹
- Heated driver and front passenger seats
- Vortec 5300 Gen IV V8 SFI with Active Fuel Management technology (302 hp @ 5200 rpm)
- Audio system with touch-screen navigation¹¹
- XM Satellite Radio³
- Entertainment system with rear seat DVD player
- Accelerator and brake power-adjustable pedals



For more information, go to: www.gmfleet.com



SPORT UTILITY



BUICK RENDEZVOUS

OVERVIEW

Rendezvous is Buick's premium crossover vehicle and one of the most comprehensively equipped vehicles in its segment.

NEW FOR 2007

- OnStar 1-year Directions and Connections Plan with Turn By Turn Navigation²
- 4-wheel antilock, 4-wheel disc brakes are standard on all models
- 4-wheel disc brakes are available for fleet orders only
- AM/FM stereo with CD player is the base radio
- Tire Pressure Monitor⁹ and Driver Information Center are available only with traction control on all models

MODEL LINEUP

CX / CXL FWD 4BK26

ASSEMBLY PLANT

Ramos Arizpe, Mexico

SPECIFICATIONS (in.)

Wheelbase	112.2
Overall length	186.5
Body width	73.6
Overall height	68.9
Curb weight (lbs.)	4096
Cargo volume (max.) ⁴	108.9
Cargo volume, behind 2nd row (cu.ft.) ⁴	54.5
Cargo volume, behind 3rd row (cu.ft.) ⁴	18.1
Fuel capacity (gal.) ⁸	18
Seating capacity (f/m/r)	2/3/2

For detailed notes 1 through 14, see inside back cover.

SELECTED STANDARD FEATURES

SAFETY AND SECURITY

- Dual-stage frontal air bags with Passenger Sensing System¹
- OnStar 1-year Directions and Connections Plan with Turn By Turn Navigation²
- Child security rear door locks
- Remote Keyless Entry
- PASS-Key III theft-deterrent immobilizer
- Theft-deterrent alarm system
- 3-point rear safety belts for all seating positions

MECHANICAL

- 3.5L 3500 V6 SFI (196 hp @ 5600 rpm)
- 4-speed electronically controlled automatic transmission
- 4-wheel antilock disc brakes
- Battery rundown protection
- Stainless steel exhaust

EXTERIOR

- P225/60R 17 all-season blackwall tires
- Ultrasonic Rear Parking Assist
- Folding power rearview mirrors
- Solar-Ray deep-tinted glass rear-side and liftgate
- Luggage rack side rails

INTERIOR

- QuietTuning
- Single-zone manual air conditioning
- AM/FM stereo with CD, RDS¹², speed-compensated volume, Theftlock and 6 speakers
- Front bucket seats with driver and passenger manual lumbar control
- Front console with laptop/cell phone storage, cupholders and lower open storage
- Overhead console
- Power windows with driver Express-Down
- Retained accessory power
- Rear deep-tinted glass

SELECTED OPTIONAL FEATURES

- Frontal and side-impact driver and front passenger air bags with Passenger Sensing System¹
- All-speed traction control
- Audio system controls with rear headphone jacks, headphones and audio controls
- XM Satellite Radio³
- OnStar² fleet delete
- Removable second row captain's chairs
- Trailering equipment
- Universal Home Remote



For more information, go to: www.gmfleet.com



41U Black Onyx



50U Frost White



63U Cardinal Red Metallic



67U Platinum Metallic



84U Amethyst Metallic



97U Cappuccino Frost Metallic



67U Platinum Metallic/
Dark Platinum Metallic¹⁰



97U Cappuccino Frost Metallic/
Sandstone Metallic¹⁰

SPORT UTILITY



CADILLAC ESCALADE EXT



OVERVIEW

Combining elements of a luxury SUV and pickup truck, the 2007 Cadillac Escalade EXT expands the Escalade family of vehicles with a new design that is instantly recognizable for its proud Cadillac heritage.

NEW FOR 2007

- Distinctive exterior design
- Spacious interior with superior refinement
- Standard roof-mounted head curtain side air bags¹ for both rows
- StabiliTrak stability control system with rollover mitigation technology
- Enhanced four-wheel disc brake system with ABS
- Radio family, including available navigation radio¹¹ with touch-screen controls
- Available DVD system with large 8 in. flip-down screen

MODEL LINEUP

EXT 6K10936

ASSEMBLY PLANT

Silao, Mexico

SPECIFICATIONS (in.)

Wheelbase	130
Overall length	222
Body width	79.1
Overall height	75.5
Curb weight	5838
Cargo volume, behind first row (cu.ft. ⁴)	101
Cargo volume, behind second row (cu.ft. ⁴)	45.5
Payload (lbs. ⁵)	1362
GVWR (lbs. ⁵)	7200
Fuel capacity (gal. ⁸)	31
Seating capacity (f/r)	2/3

SELECTED STANDARD FEATURES

SAFETY AND SECURITY

- Dual-stage frontal air bags with Automatic Occupant Sensing System¹
- Head-curtain side-impact air bags for first and second outboard seating positions with rollover sensor¹
- OnStar 1-year Directions and Connections Plan with Turn By Turn Navigation²
- PASS-Key III theft-deterrent system
- Tire Pressure Monitoring System⁹
- Daytime Running Lamps

MECHANICAL

- Vortec 6.2L Variable Valve Timing V8 SFI (403 hp @ 5700 rpm)
- 6-speed heavy-duty 6L80-E electronically controlled automatic transmission
- 4-wheel antilock VAC-power disc brakes
- AWD electronic automatic transfer case
- StabiliTrak with Rollover Mitigation including disable switch
- Traction control
- 3.42 ratio rear axle
- Trailering equipment/trailer hitch
- Heavy-duty locking rear differential

EXTERIOR

- P265/65R18 TL AL2 all-season blackwall tires with aluminum wheels¹⁴
- HID headlamps with Twilight Sentinel
- 3-piece stowable rigid cargo cover
- Foldable door midgate panel includes stowable rear window
- Ultrasonic Rear Parking Assist
- Running boards

INTERIOR

- Dual-zone automatic climate control
- XM Satellite Radio³
- AM/FM/XM Satellite Radio³ stereo with CD/DVD/MP3 and 8-speaker 5.1 Discrete Bose Surround Sound
- Front-bucket heated seats with 14-way power seat adjusters
- Rear-window electric defogger
- Power adjustable brake/accelerator pedals
- Remote vehicle starter system
- Second-row 60/40 3-passenger split-folding bench
- Steering wheel controls

SELECTED OPTIONAL FEATURES

- **NEW!** Information Package, includes AM/FM/XM Satellite Radio³ stereo with CD/DVD/MP3 player and full-featured touch screen DVD-integrated navigation¹¹, rearview camera system and IntelliBeam headlamps
- **NEW!** Climate Package, includes heated and cooled driver and front passenger seats and heated steering wheel

For detailed notes 1 through 14, see inside back cover.



For more information, go to: www.gmfleet.com



26U Rip Tide Blue¹⁰



41U Black Raven



51U Gold Mist



59U Quicksilver



63U Red E



98U White Diamond¹⁰

SPORT UTILITY



CADILLAC ESCALADE/ESCALADE ESV

OVERVIEW

Combining power and strength with trademark Cadillac styling and technology, the full-size 2007 Escalade and Escalade ESV strongly position Cadillac in the large luxury SUV market with premium seating and cargo-carrying⁴ capability.

NEW FOR 2007

- Distinctive exterior design
- Spacious interior with superior refinement
- Standard roof-mounted head curtain side air bags¹ for all rows
- StabiliTrak stability control system with rollover mitigation technology
- Enhanced four-wheel disc brake system with ABS
- Radio family, including available navigation radio¹¹ with touch-screen controls
- DVD system with large 8 in. flip-down screen for third-row passengers
- ESV 21 inches longer than Escalade

MODEL LINEUP

	2WD	AWD
Escalade	6C10706	6K10706
Escalade ESV	—	6K10906

ASSEMBLY PLANT

Arlington, Texas, USA

SPECIFICATIONS (in.)

	Escalade	Escalade ESV
Wheelbase	116	130
Overall length	202.5	222.4
Body width	79	79.1
Overall height 2WD/AWD	74.7/74.3	76.8
Curb weight 2WD/AWD	5459/5665	5866
Cargo volume, behind first row (cu.ft. ⁴)	108.9	137.4
Cargo volume, behind second row (cu.ft. ⁴)	60.3	90
Cargo volume, behind third row (cu.ft. ⁴)	16.9	45.8
Payload (lbs. ⁶) 2WD/AWD	1541/1435	1534
GVWR (lbs. ⁵) 2WD/AWD	7000/7100	7400
Fuel capacity (gal. ⁸)	26	26
Seating capacity (f/m/r)	2/3/3	2/3/3

SELECTED STANDARD FEATURES

SAFETY AND SECURITY

- Dual-stage frontal air bags with Automatic Occupant Sensing System¹
- Head-curtain side-impact air bags¹ for first, second, and third row outboard seating positions
- OnStar 1-year Directions and Connections Plan with Turn By Turn Navigation²
- PASS-Key III theft-deterrent system
- Remote Keyless Entry
- Tire Pressure Monitoring System⁹
- Daytime Running Lamps

MECHANICAL

- Vortec 6.2L Variable Valve Timing V8 SFI (403 hp @ 5700 rpm)
- 6-speed heavy-duty 6L80-E electronically controlled automatic transmission with overdrive and tow-haul mode
- 4-wheel antilock VAC-power disc brakes
- AWD electronic automatic transfer case
- StabiliTrak with Rollover Mitigation
- Traction control
- Front independent/rear 5-link coil spring suspension
- Electronic throttle control
- 3.42 ratio rear axle
- Trailering equipment/trailer hitch
- Heavy-duty locking rear differential

EXTERIOR

- P265/65R 18 all-season blackwall tires with aluminum wheels¹⁴
- Power liftgate
- Solar-Ray deep-tinted glass
- HID headlamps with Twilight Sentinel
- Ultrasonic Rear Parking Assist
- 2 front-mounted recovery hooks
- Roof-mounted luggage rack
- Running boards

INTERIOR

- Tri-zone automatic climate control
- Front-bucket heated seats with 14-way power seat adjusters, 4-way power lumbar, driver memory and fold-down inboard armrests
- Second-row heated bucket seats with fold-down armrests
- Third-row split-folding bench
- XM Satellite Radio³
- AM/FM/XM stereo with CD/DVD/MP3 and 10-speaker Bose Surround
- Power adjustable brake/accelerator pedals
- Remote vehicle start
- Analog instrumentation and Driver Information Center

SELECTED OPTIONAL FEATURES

- Heated/cooled front seats and heated steering wheel
- Second-row bench with outboard heated cushions
- Third-row removable full-bench seating
- Information Package with CD/DVD/MP3 navigation system¹¹, rearview camera and IntelliBeam headlamps
- P285/45R22 all-season blackwall tires with chromed aluminum wheels¹⁴
- Automatic level control
- Audio system includes full entertainment features plus navigation¹¹ and voice recognition
- Livery Package



For detailed notes 1 through 14, see inside back cover.

For more information, go to: www.gmfleet.com

SPORT UTILITY



HIGH SAFETY STANDARDS

Escalade occupant protection features include head curtain side air bags¹ with rollover protection for outboard passengers in all rows and an industry-first 360-degree front safety belt pretensioner activation system.



ON-BOARD NAVIGATION¹¹

The enhanced infotainment system includes an available 8 inch touchscreen navigation system¹¹ and a segment-first Bose 5.1 Digital Surround system integrated into a new family of radios.

LUXURY FEATURES ABOUND

A power tilt sliding sunroof with “express-open, express-close” is one of the myriad of luxury features on the 2007 Escalade that also include power articulating running boards, power liftgate and IntelliBeam headlamps.



25U Blue Chip



41U Black Raven



51U Gold Mist



53U Radiant Bronze



59U Quicksilver



63U Red E



98U White Diamond¹⁰

SPORT UTILITY



CADILLAC SRX

OVERVIEW

Cadillac SRX delivers performance and flexibility to the medium luxury utility segment, with a distinctive package that combines smooth handling with ample cargo-carrying capacity to create a utility vehicle that drives like a sports sedan.

NEW FOR 2007

- Interior door trim, instrument panel and center console
- Available Theater Package with Bose 5.1 Studio Surround Sound system
- Available SRX Sport Package with 18" or 20" wheels¹⁴
- Three exterior colors: Sunset Blue, Gold Mist and Thunder Gray¹⁰

MODEL LINEUP

SRX V6	6EB26
SRX V8	6ED26

ASSEMBLY PLANT

Lansing Grand River, Lansing, Michigan

SPECIFICATIONS (in.)

Wheelbase	116.4
Overall Length	194.9
Body Width	72.6
Overall Height	67.8
Cargo Vol. behind 1st row (cu.ft. ⁴)	69.5
Fuel Capacity (gal. ⁹)	20
Seating Capacity (f/r)	2/3/2

For detailed notes 1 through 14, see inside back cover.

SELECTED STANDARD FEATURES

SAFETY AND SECURITY

- Dual-stage frontal, side thorax and head curtain air bags¹
- Rear door child security locks
- OnStar 1-year Directions and Connections Plan with Turn By Turn Navigation²
- StabilTrak
- PASS-Key III and alarm theft deterrent systems
- Daytime Running Lamps
- Twilight Sentinel

MECHANICAL

- Rear- or all-wheel drive
- 3.6L VVT V6 with 255 hp with 5-speed automatic transmission
- 4.6L Northstar VVT V8 with 320 hp with 6-speed automatic transmission
- All-speed traction control
- 4-wheel disc brakes
- 4-wheel independent suspension
- Power speed-sensitive rack-and-pinion steering

EXTERIOR

- Fog lamps
- Intermittent front and rear wipers/washers
- Folding, power heated rearview mirrors
- P235/65R17 front and P255/60R17 rear H-rated all-season tires
- Cast aluminum wheels¹⁴
- Roof rails
- Power rear liftgate
- Ultrasonic Rear Parking Assist

INTERIOR

- Front reclining bucket seats with 8-way power, leather seating surfaces
- 2nd row adjustable 60/40 seat
- Floor console
- Dual-zone automatic climate control
- Cruise control
- Power programmable door locks
- Rearview mirror with compass
- Remote Keyless Entry
- Tilt adjustable steering column
- Power windows
- AM/FM stereo with CD, XM Satellite Radio³, 3 steering wheel-mounted controls

SELECTED OPTIONAL FEATURES

- Limited slip differential
- Magnetic Ride Control
- Trailer Package
- Xenon high-intensity discharge headlamps
- Audio options: 6-disc changer, touchscreen navigation¹¹, rear seat DVD entertainment center
- Seat options: power lumbar, heated seats, 3rd row power seats
- 2nd row seats delete (fleet only)
- Power adjustable pedals
- Rear air conditioning
- Reconfigurable rear cargo area storage system
- UltraView or UltraView Plus power sunroof



For more information, go to: www.gmfleet.com



25U Blue Chip



30U Thunder Gray¹⁰



41U Black Raven



51U Gold Mist



53U Radiant Bronze



67U Light Platinum



78U Sunset Blue



80U Infrared¹⁰



98U White Diamond¹⁰

SPORT UTILITY



CHEVROLET AVALANCHE

OVERVIEW

The 2007 Chevrolet Avalanche is the newest generation of the industry's most flexible utility vehicle, combining the passenger-comfort attributes of a full-size SUV with the cargo⁴ capacity of a truck.

NEW FOR 2007

- Design with distinct, sporty Chevy dual-split grille
- LS, LT and LTZ models, in 2WD and 4X4
- Gen IV small-block V8 family
- Active Fuel Management technology
- Exclusive to GM, Midgate technology expands load-carrying capability
- Available roof-mounted head-curtain side air bags¹
- Larger four-wheel disc brakes with four-channel ABS
- OnStar 1-year Safe and Sound Plan Service²
- Standard StabiliTrak electronic stability control system
- Flex-fuel (E85) capability

MODEL LINEUP

2WD CC10936
4X4 CK10936

ASSEMBLY PLANT

Silao, Mexico

SPECIFICATIONS (in.)

Wheelbase	130
Overall length	221.3
Body width	79.1
Overall height	76.6
Curb weight 2WD/4X4	5742/5863
Cargo volume, behind first row (max.) (cu.ft. ⁴)	101
Payload (lbs. ⁶) 2WD/4X4	1258/1337
GVWR (lbs. ⁵) 2WD/4X4	7000/7200
Fuel capacity (gal. ⁸)	31
Seating capacity (max.)	6

For detailed notes 1 through 14, see inside back cover.

SELECTED STANDARD FEATURES

SAFETY AND SECURITY

- Dual-stage frontal air bags with Passenger Sensing System¹
- OnStar 1-year Safe and Sound Plan Service²
- LATCH system for child safety seats
- PASS-Key III theft-deterrent system
- Remote Keyless Entry
- Programmable power door locks
- Daytime Running Lamps

MECHANICAL

- Vortec 5300 V8 SFI (320 hp @ 5300 rpm)
- 4-speed electronically controlled automatic transmission with overdrive and tow/haul mode
- 4-wheel antilock disc brakes
- StabiliTrak
- Front coil-over-shock suspension
- Rear multi-link coil spring suspension
- Trailering equipment
- Electronic Autotrac transfer case
- 3.73 ratio rear axle
- Heavy-duty 600 CCA battery

EXTERIOR

- P265/70R17 all-season touring blackwall tires with aluminum wheels¹⁴
- Front frame-mounted recovery hooks
- Integrated top storage box with locks and lights
- Power mirrors
- Foldable midgate door between cargo box and cab
- Halogen headlamps and fog lamps
- Assist steps at rocker panel bottom

INTERIOR

- Dual-zone manual climate control air conditioning plus rear a/c outlets
- Cruise control
- Rear-window electric defogger
- Steering wheel audio controls
- AM/FM 6-speaker stereo with CD/MP3, RDS¹² and Theftlock
- 2 instrument panel-mounted auxiliary power outlets
- 40/20/40 split-bench front seat
- 60/40 split-folding rear seat

SELECTED OPTIONAL FEATURES

- XM Satellite Radio³
- Head curtain side-impact air bags for front/rear outboard positions with rollover sensor¹
- Vortec 5300 V8 SFI Flex Fuel (320 hp @ 5300 rpm)
- Heavy-duty locking rear differential
- Heavy-duty external transmission air cooler
- Sunroof
- Power-adjustable pedals
- Heated washer fluid system
- RainSense windshield wipers
- Ultrasonic Rear Parking Assist
- Rearview camera system
- Roof-mounted luggage rack center/side rails
- Audio system with navigation¹¹ and AM/FM stereo with MP3-compatible CD/DVD player



For more information, go to: www.gmfleet.com



16U Graystone Metallic



25U Dark Blue Metallic



26U Bermuda Blue Metallic¹⁰



41U Black



50U Summit White



51U Gold Mist Metallic



56U Sunburst Orange II Metallic



59U Silver Birch Metallic



63U Sport Red Metallic



74U Victory Red

SPORT UTILITY



CHEVROLET EQUINOX

OVERVIEW

Chevrolet Equinox has established itself a standout in the compact SUV segment with sleek styling, available all-wheel drive, innovative interior storage, generous rear-seat leg room and quadruple 5-Star government safety ratings¹³ for frontal and side impacts.

NEW FOR 2007

- StabiliTrak stability control system
- ABS antilock 4-wheel disc brakes
- Tire Pressure Monitoring System⁹
- Driver Information Center
- Available remote vehicle start includes enhanced remote keyless entry (LT only)
- Three audio systems
- Front and rear fascias
- Three exterior colors: Granite Gray Metallic, Deep Ruby Metallic and Silverstone Metallic
- Three interior trims: Dark Gray Manhattan cloth, Dark Gray Premium cloth and Light Cashmere Premium cloth

MODEL LINEUP

	FWD	AWD
LS	1LF26	1LG26
LT	1LN26	1LP26

ASSEMBLY PLANT

Ingersoll, Ontario, CA

SPECIFICATIONS (in.)

Wheelbase	112.5
Overall length	188.8
Body width	71.4
Overall height	69.3
Cargo volume, behind 1st row seat (cu.ft. ⁴)	68.6
Cargo volume, maximum behind 2nd row seats (cu.ft. ⁴)	35.2
Fuel capacity (gal. ⁵) (FWD/AWD)	20/17
Seating capacity (f/r)	2/3

For detailed notes 1 through 14, see inside back cover.

SELECTED STANDARD FEATURES

SAFETY AND SECURITY

- Dual-stage frontal air bags with Passenger Sensing System¹
- LATCH system for child safety seats
- Child security rear door locks
- Remote Keyless Entry
- Theft-deterrent system
- Programmable power door locks
- Daytime Running Lamps

MECHANICAL

- 3.4L 3400 V6 (185 hp @ 5200 rpm)
- 5-speed electronically controlled automatic transmission
- StabiliTrak
- Tire Pressure Monitoring System⁹
- Traction Control
- ABS 4-wheel antilock disc brakes
- Independent coil spring suspension
- Electric-variable power-assist steering
- 2.48 ratio rear axle
- Battery rundown protection

EXTERIOR

- P235/65R16 all-season blackwall tires with 16 in. aluminum wheels¹⁴
- Body liftgate with fixed glass
- Halogen headlamps with automatic exterior control
- Front/rear intermittent windshield wipers
- Roof-mounted luggage rack side rails
- Power mirrors
- Integrated rear spoiler

INTERIOR

- Air conditioning
- Cruise control
- Driver Information Center and electronic instrumentation
- Front bucket seats with driver manual height adjuster and passenger flat-folding seatback
- 60/40 split seatback sliding and folding rear seat with 2-position recline
- AM/FM 6-speaker stereo with CD and auxiliary input jack
- Electric rear-window defogger
- 2 auxiliary power outlets
- Driver Express-Down window
- 5 cupholders (7 on LT)
- Floor/center consoles with storage
- Tilt steering column

SELECTED OPTIONAL FEATURES

- OnStar 1-Year Safe and Sound Plan Service²
- Head curtain side-impact air bags for front/rear outboard positions with rollover sensor¹
- Steering wheel audio controls
- Deep-tinted glass
- Roof-mounted luggage rack center rails
- New full feature Navigation¹¹
- AM/FM 6-speaker stereo with CD, MP3 CD, and auxiliary input jack



For more information, go to: www.gmfleet.com



15U Sandstone Metallic



19U Black



21U Laser Blue Metallic



36U Bermuda Green Metallic



44U Granite Gray Metallic



66U Deep Ruby Metallic



67U Silverstone Metallic



71U Black Amethyst Metallic



96U Summit White

SPORT UTILITY



CHEVROLET HHR



OVERVIEW

With distinctive styling, a spacious, easily configurable interior, a cargo capacity of 63.1 cu. ft.⁴, and economical Ecotec 4-cylinder engine-based powertrains, the Chevrolet HHR has quickly become a favorite of fleet users.

NEW FOR 2007

- Two exterior colors: Imperial Blue Metallic and Golden Teal Metallic
- One interior trim: Ebony
- Color-keyed running boards a Regular Production Option (RPO) (starting September 2006)
- Horsepower and torque revisions

MODEL LINEUP

- LS 1AT46
- LT 1AS46

ASSEMBLY PLANT

Ramos, Mexico

SPECIFICATIONS (in.)

Wheelbase	103.5
Overall length	176.2
Body width	69.1
Overall height	63.1
Curb weight	3155
Cargo vol., behind first row (cu.ft. ⁴)	57.7
Cargo vol., behind second row (cu.ft. ⁴)	25.2
Payload (lbs. ⁵)	900
GVWR (lbs. ⁵)	NA
Fuel capacity (gal. ⁸)	16
Seating capacity, max. (f/r)	2/3

SELECTED STANDARD FEATURES

SAFETY AND SECURITY

- Dual-stage frontal air bags¹
- LATCH system for child safety seats
- Child security rear door locks
- Remote Keyless Entry
- PASS-Key III Plus theft-deterrent system
- Daytime Running Lamps
- 5-Star front driver and front passenger/5-Star front and rear side impact NHTSA ratings¹³

MECHANICAL

- ECOTEC 2.2L DOHC 16 L4 SFI (149 hp @ 5600 rpm)
- 5-speed manual transmission
- Touring suspension
- Electric-variable steering
- Front disc/rear drum brakes
- Battery rundown protection

EXTERIOR

- P215/55R16 all-season blackwall tires with 16 in. steel wheels¹⁴ and bolt-on covers
- Front and rear windshield wipers
- Deep-tinted glass
- Power mirrors
- Satin chrome appearance package

INTERIOR

- Air conditioning
- Front bucket seats with 6-way driver manual and 4-way passenger manual
- 60/40 split-folding rear seat
- Cruise control
- Power windows with driver Express-Down
- Electric rear-window defogger
- Driver Information Center
- Tilt steering column
- Floor console with cupholders
- 2 auxiliary power outlets
- AM/FM 6-speaker stereo with CD
- Power door locks with remote keyless entry

SELECTED OPTIONAL FEATURES

- Head curtain side-impact air bags for front and rear outboard positions¹
- OnStar 1-Year Safe and Sound Plan Service²
- 4-speed automatic transmission
- Remote vehicle starter system
- Traction control
- 4-wheel antilock disc brakes
- XM Satellite Radio³
- AM/FM with CD/MP3, RDS¹² and Theftlock
- Running boards

For detailed notes 1 through 14, see inside back cover.



For more information, go to: www.gmfleet.com



15U Sandstone Metallic



37U Imperial Blue Metallic



41U Black



42U Dark Silver Metallic



50U Summit White



56U Sunburst Orange II Metallic



63U Sport Red Metallic



67U Silverstone Metallic



82U Golden Teal Metallic



84U Majestic Amethyst Metallic

SPORT UTILITY



CHEVROLET TRAILBLAZER

OVERVIEW

Chevrolet's mid-size TrailBlazer SUV is designed to deliver refined ride and handling, strong performance, generous passenger and cargo⁴ room, a secure ride and long-lasting dependability.

NEW FOR 2007

- Tire Pressure Monitoring system⁹
- 18-in. 5-spoke aluminum wheels¹⁴
- New all-season tire set choice
- Three exterior colors: Moondust Metallic, Graphite Metallic and Imperial Blue Metallic

MODEL LINEUP

4X4	CT15506
2WD	CS15506

ASSEMBLY PLANT

Moraine, Ohio, USA

SPECIFICATIONS (in.)

	4X4	2WD
Wheelbase	113	113
Overall length	191.8	191.8
Body width	74.7	74.7
Overall height (w/o luggage rack)	72.5	72.5
Curb weight (lbs.)	4356	4523
Cargo volume, behind 1st row seat (cu.ft. ⁴)	80.1	80.1
Cargo volume, behind 2nd row seat (cu.ft. ⁴)	43.7	43.7
Payload (lbs. ⁶)	1194	1227
Gross Vehicle Weight Rating (GVWR) (lbs. ⁵)	5550	5750
Fuel capacity (gal. ⁸)	22	22
Seating capacity (f/r)	2/3	2/3

SELECTED STANDARD FEATURES

SAFETY AND SECURITY

- Dual-stage frontal air bags with Passenger Sensing System¹
- OnStar 1-Year Safe and Sound Plan Service²
- LATCH system for child safety seats
- Child security rear door locks
- PASSlock theft-deterrent system
- Tire Pressure Monitoring system⁹
- Daytime Running Lamps

MECHANICAL

- Vortec 4200 I6 SFI (291 hp @ 6000 rpm)
- 4-speed electronically controlled automatic transmission with overdrive
- 4-wheel antilock disc brakes
- Power steering
- StabiliTrak
- Front independent/rear 5-link coil spring suspension
- Trailing equipment
- Heavy-duty maintenance-free battery
- 3.42 ratio rear axle
- Front/rear stabilizer bars
- Aluminized stainless steel muffler and tailpipe

EXTERIOR

- P245/65R17 all-season blackwall tires with 17 in. sport aluminum wheels¹⁴
- Solar-Ray light-tinted glass
- Halogen composite headlamps with automatic exterior control
- Body liftgate with liftglass

INTERIOR

- Dual-zone manual climate control with driver/front passenger settings
- Front bucket seats with driver lumbar control
- Second row split-folding seats
- Analog instrumentation
- Cruise control
- Tilt-Wheel steering column
- AM/FM stereo with CD
- 5 in-floor rear tie downs
- Auxiliary power outlets

SELECTED OPTIONAL FEATURES

- Vortec 5300 V8 SFI with Active Fuel Management (302 hp @ 5200 rpm)
- XM Satellite Radio³
- OnStar² fleet delete
- SS performance package includes 6.0L V8 and 4-speed heavy duty transmission and V-rated tires.
- P245/65R17 on/off-road blackwall or white-outlined tires
- 3.73 ratio rear axle
- Heavy-duty locking rear differential
- Theft-deterrent alarm system
- AM/FM stereo with CD/MP3 and rear coaxial speakers
- Audio system with navigation¹¹
- Solar-Ray deep-tinted glass
- Recovery hooks

For detailed notes 1 through 14, see inside back cover.



For more information, go to: www.gmfleet.com



15U Sandstone Metallic



16U Graystone Metallic



32U Moondust Metallic



37U Imperial Blue Metallic



41U Black



49U Bordeaux Red Metallic



50U Summit White



54U Graphite Metallic



67U Silverstone Metallic



80U Red Jewel Tintcoat¹⁰

SPORT UTILITY



GMC GMC ENVOY



Available equipment shown

OVERVIEW

GMC Envoy is a midsize SUV engineered for performance, convenience and versatility with comfort and capability in mind. Envoy provides fleet purchasers a wide range of standard and available equipment.

NEW FOR 2007

- Tire Pressure Monitor⁹
- OnStar² (may be deleted by fleet purchasers)
- Available 18-in. high-polished forged aluminum wheels¹⁴
- Standard 16-in. spare wheel and tire¹⁴
- Three exterior colors: Silver Mist Metallic, Midnight Blue Metallic and Graphite Metallic

MODEL LINEUP

4-Door 2WD	TS15506
4-Door 4WD	TT15506

ASSEMBLY PLANT

Moraine, Ohio, USA

SPECIFICATIONS (in.)

	2WD	4WD
Wheelbase	113	113
Overall length	191.6	191.6
Body width	74.7	74.7
Overall height	71.9	71.9
Curb weight (lbs.) (2006 data)	4404	4541
Cargo volume behind first row (cu.ft. ⁴)	80.1	80.1
Cargo volume, behind second row (cu.ft. ⁴)	43.7	43.7
Payload (lbs. ⁵) (2006 data)	1146	1209
GVWR (lbs. ⁵)	5550	5750
Fuel capacity (gal. ⁸)	22	22
Seating capacity (f/r)	2/3	2/3

SELECTED STANDARD FEATURES

SAFETY AND SECURITY

- Dual-stage frontal air bags with Passenger Sensing system¹
- OnStar 1-year Safe and Sound Plan Service²
- Child security rear door locks
- Programmable power door locks with lockout protection
- Remote Keyless Entry
- PASSlock theft-deterrent system
- Tire Pressure Monitoring System⁹
- Daytime Running Lamps

MECHANICAL

- Vortec 4.2L I6 SFI (291 hp @ 6000 rpm)
- 4-speed electronically controlled automatic transmission
- 4-wheel antilock disc brakes
- Power steering
- StabiliTrak
- Luxury Ride Suspension Package
- Electronic Autotrac transfer case includes auto 4X4 and panel-mounted electronic controls (4X4 only)
- Trailing equipment
- 3.42 rear axle
- Aluminized stainless steel muffler and tailpipe exhaust

EXTERIOR

- Intermittent front/rear windshield wipers
- P245/65R17 all-season blackwall
- Solar-Ray deep-tinted glass on rear and rear side
- Halogen composite headlamps with flash-to-pass feature
- Front round halogen fog lamps
- Body liftgate with liftglass, electric release and wiper/washer
- Roof mounted luggage rack

INTERIOR

- Dual-zone climate control
- AM/FM stereo with CD, RDS¹², speed-compensated volume and 6 speakers
- Analog instrumentation
- Cruise control
- Heater and defogger with front/side window defoggers and rear passenger heating ducts
- Power windows with driver and front passenger Express-Down
- Floor console with CD storage
- Tilt-Wheel steering column with brake-transmission shift interlock
- 4 cupholders

SELECTED OPTIONAL FEATURES

- Head curtain side impact air bags for front and rear outboard positions¹
- OnStar² fleet delete
- Skid Plate Package includes shielding for front differential, oil pan and transfer case (4WD only)
- Rear-window electric defogger
- Roof-mounted luggage rack cross bows
- Ashtray and lighter
- Universal Home Remote
- Power adjustable pedals

For detailed notes 1 through 14, see inside back cover.



For more information, go to: www.gmfleet.com



15U Sand Beige Metallic¹⁰



16U Steel Gray Metallic



32U Silver Mist Metallic



37U Midnight Blue Metallic



41U Onyx Black



49U Cranberry Red Metallic



50U Summit White



54U Graphite Metallic



67U Liquid Silver Metallic



80U Red Jewel Tintcoat¹⁰

SPORT UTILITY



CHEVROLET TAHOE/SUBURBAN

OVERVIEW

Already the best-selling full-size SUV family, the new generation Chevrolet Tahoe and Suburban feature trimmer, more agile-looking exteriors, premium interior refinements, improved performance, ride, and handling and a long list of new standard and available features.

NEW FOR 2007

- Design with distinct, sporty Chevy dual-split grille
- Gen IV small-block V8 family with more standard horsepower
- Active Fuel Management technology
- Available roof-mounted head curtain side air bags¹ for all rows
- Larger four-wheel disc brakes with four-channel ABS
- OnStar 1-year Safe and Sound Plan Service²
- Standard StabiliTrak electronic stability control system
- Flex-fuel (E85) capability

MODEL LINEUP

	2WD	4X4
Tahoe	CC10706	CK10706
Suburban		
1/2 Ton	CC10906	CK10906
3/4 Ton	CC20906	CK20906

ASSEMBLY PLANT

Janesville, Wisconsin, USA
Arlington, Texas, USA
Silao, Mexico (Suburban)



For more information, go to: www.gmfleet.com

SELECTED STANDARD FEATURES

SAFETY AND SECURITY

- Dual-stage frontal air bags with Passenger Sensing System¹
- OnStar 1-year Safe and Sound Plan Service²
- LATCH system for child safety seats
- Programmable power door locks
- Remote Keyless Entry
- PASS-Key III theft-deterrent system
- Daytime Running Lamps

MECHANICAL

- Vortec 4800 V8 SFI (295 hp @ 5200 rpm) (2WD Tahoe only – available 3rd Quarter 2006)
- Vortec 5300 V8 SFI with Active Fuel Management (320 hp @ 5200 rpm) (2WD Tahoe and Suburban)
- Vortec 5300 V8 Flex Fuel with Active Fuel Management (310 hp @ 5400 rpm) (4X4 Tahoe and Suburban)
- Vortec 6000 V8 SFI (352 hp @ 5400 rpm) (Suburban 2500)
- 4-speed electronically controlled automatic transmission
- StabiliTrak with Proactive Roll Avoidance
- 4-wheel antilock disc brakes
- Premium Smooth Ride suspension
- Handling/trailer heavy-duty suspension

- Electronic Autotrac transfer case with rotary controls
- Trailering equipment with hitch platform

EXTERIOR

- P265/70R17 all-season blackwall tires with aluminum wheels¹⁴
- Frame-mounted recovery hooks
- Assist steps
- Body liftgate

INTERIOR

- Front 40/20/40 3-passenger split-bench with 6-way power driver seat
- Second row 60/40 3-passenger split-folding bench with center armrest
- Third row 50/50 2-passenger removable split-bench with 2 cupholders and storage bin (Suburban)
- Dual-zone manual climate control w/rear auxiliary air conditioning
- 3 auxiliary power outlets
- Rear-window electric defogger
- AM/FM 8-speaker stereo w/ CD/MP3, speed-compensated volume, Theftlock
- Steering wheel controls
- Power windows with driver Express-Down

SELECTED OPTIONAL FEATURES

- Head-curtain side-impact air bags for first, second, and third row outboard-seating positions with rollover sensor¹
- XM Satellite Radio³
- Audio system with navigation¹¹, 9-speaker Bose system and DVD
- Ultrasonic Rear Parking Assist w/rearview LED display
- Commercial Fleet Package (late fall 2006)
- Power adjustable pedals
- Second row power seat release
- Power rear liftgate
- Third row 50/50 3-passenger removable split-bench (Tahoe)
- RainSense windshield wipers and heated washer fluid system
- Heavy-duty locking rear differential

For detailed notes 1 through 14, see inside back cover.

SPORT UTILITY



HEAD CURTAIN SIDE AIR BAGS¹¹

Tahoe and Suburban have a comprehensive package of standard and available safety features, including available roof-mounted head curtain side air bags with rollover protection¹ for all seating rows that complement the stronger chassis and body structures to provide excellent passenger protection. Dual-stage frontal air bags with GM's Passenger Sensing System¹ are standard.



REAR VIEW CAMERA FOR SAFETY

The available Ultrasonic Rear Parking Assist and a rear view camera system assist drivers in parking and avoiding objects that may be in their path as they back up. They enhance safety, helping to give Tahoe and Suburban 360 degrees of protection. The rearview camera system is available on LT-2, LT-3 and LTZ models and requires the available navigation radio¹¹.



FUEL-SAVING TECHNOLOGY

Active Fuel Management is a new technology that boosts fuel economy by 6 to 8 percent by using only four of the eight cylinders during normal driving and activating the other cylinders when the driver needs full power.



SPECIFICATIONS (in.)

	Tahoe	Suburban	
	1/2 Ton	1/2 Ton	3/4 Ton
Wheelbase	116	130	130
Overall length	202	222.4	222.4
Body width	79	79.1	79.1
Overall height	76.9	76.8	76.8
Curb weight 2WD/4X4	5265/5524	5607/5743	6039/6328
Cargo volume (cu.ft ⁴)	108.9	137.4	137.4
Payload (lbs. ⁶) 2WD/4X4	1835/1776	1593/1657	2561/2272
GVWR (lbs. ⁵) 2WD/4X4	7100/7300	7200/7400	8600
Fuel capacity (gal. ⁸)	26	31	39
Seating capacity (f/m/r)	3/3/3	3/3/3	3/3/3

¹¹ Air bag¹ deployment can cause serious injury or death to anyone too close to the bag when it deploys. Be sure every occupant is properly restrained.



16U Graystone Metallic



25U Deep Blue Metallic



26U Bermuda Blue Metallic¹⁰



41U Black



50U Summit White



51U Gold Mist Metallic



53U Amber Bronze Metallic



59U Silver Birch Metallic



63U Sport Red Metallic

SPORT UTILITY



GMC GMC YUKON/YUKON XL/DENALI

OVERVIEW

The GMC Yukon, Yukon XL and Yukon Denali family is distinguished with sleek, expressive styling that introduces a new look for GMC SUVs – styling that conveys GMC's Professional Grade qualities with distinct designs and premium value.

NEW FOR 2007

- Distinctive exterior design
- Spacious and refined interior
- Yukon XL 14 inches longer in wheelbase and 20 inches longer in overall length than standard Yukon
- Denali models have enhanced performance and amenities wrapped in upscale styling
- 320 hp 5.3L V8 with Active Fuel Management
- 6.2L all-aluminum VVT V8 rated at 380 hp with 6-speed automatic transmission -exclusive to Denali series

MODEL LINEUP	AWD	2WD	4x4
Yukon	—	TC10706	TK10706
Yukon Denali	TK10706	—	—
Yukon XL 1/2 ton	—	TC10906	TK10906
Yukon XL 3/4 ton	—	TC20906	TK20906
Yukon Denali XL	TK10906	—	—

ASSEMBLY PLANT

Janesville, Wisconsin, USA
Arlington, Texas, USA
Silao, Mexico



For more information, go to: www.gmfleet.com

SELECTED STANDARD FEATURES

SAFETY AND SECURITY

- Dual-stage frontal air bags with Passenger Sensing System¹
- Head-curtain side-impact air bags for first, second and third row outboard seating positions with rollover sensor¹ (Denali)
- OnStar 1-year Safe and Sound Plan Service²
- Tire Pressure Monitoring System⁹

MECHANICAL

- Vortec 4800 V8 SFI (295 hp @ 5200 rpm) (2WD Yukon only, available after 3rd quarter 2006)
- Vortec 5300 V8 SFI with Active Fuel Management (320 hp @ 5200 rpm) (Yukon, Yukon XL) (2WD models)
- Vortec 5300 V8 Flex Fuel with Active Fuel Management (310 hp @ 5400 rpm) (Yukon, Yukon XL) (4X4 models)
- Vortec 6200 V8 SFI (380 hp @ 5700 rpm) (Denali)
- 4-speed electronically controlled automatic transmission (Yukon, Yukon XL)
- 4-wheel antilock disc brakes
- StabiliTrak with Proactive Roll Avoidance

EXTERIOR

- P265/70R17 all-season blackwall tires with 17 in. bright aluminum wheels¹⁴ (Yukon, Yukon XL)
- P265/65R18 all-season blackwall tires with 18 in. polished aluminum wheels¹⁴ (Denali)
- Roof-mounted luggage rack side rails
- Body liftgate

INTERIOR

- Dual-zone climate control
- Rear auxiliary air conditioning/heating
- Front 40/20/40 bench with 6-way driver power (Yukon, Yukon XL)
- Second row 60/40 split-folding bench (Yukon, Yukon XL)
- Front bucket heated seats with 12-way driver/passenger power, driver memory and front console (Denali)
- Second row heated captain's chairs (Denali)
- Third row 50/50 removable bench (Denali)
- Analog instrumentation and Driver Information Center
- XM Satellite Radio³ (Denali)
- Front-to-back cupholders
- AM/FM multi-speaker stereo system with CD/MP3, RDS¹² and speed-compensated volume

SELECTED OPTIONAL FEATURES

- Head-curtain side-impact air bags for first, second and third row outboard seating positions with rollover sensor¹
- XM Satellite Radio³
- Ultrasonic Rear Parking Assist with rearview LED display
- Rearview camera system (reqs. available navigation system¹¹)
- Power rear liftgate
- Commercial Fleet Package (late Fall 2006)
- Recovery hooks
- Power-adjustable pedals
- Third row 50/50 removable split-bench
- Remote vehicle starter system
- Audio system with navigation¹¹, rear DVD and wireless headphones
- Skid Plate Package

For detailed notes 1 through 14, see inside back cover.

SPORT UTILITY



360-DEGREE OCCUPANT SAFETY PROTECTION

Safety on the 2007 Yukon series begins with a strengthened chassis and body structure that improves crashworthiness and is designed for compatibility with smaller vehicles. In addition, roof-mounted head curtain side air bags¹ with tethers are standard for all three seating rows as is the StabiliTrak electronic stability control system with new rollover mitigation technology. A rear camera system to see objects directly behind is available.



POWER LIFTGATE

A power liftgate opens and closes at the touch of a button on the overhead console. The power liftgate is an available option on Yukon and Yukon XL and standard on Denali models.



SPECIFICATIONS (in.)

	Yukon	Denali	Yukon XL		Denali XL
			1/2 Ton	3/4 Ton	
Wheelbase	116	116	130	130	130
Overall length	202	202	222.4	222.4	222.4
Body width	79	79	79.1	79.1	79.1
Overall height	76.9	77	79	76.8	77.1
Curb weight 2WD/AWD (lbs)	5265/5524	5635	5607/5743	6039/6328	5838
Cargo volume, behind first row (cu. ft. ²)	108.9	108.9	137.4	137.4	137.4
Cargo volume, behind second row (cu. ft. ²)	60.3	60.3	90	90	90
Cargo volume, behind third row (cu. ft. ²)	16.9	16.9	45.8	45.8	45.8
Payload (lbs. ⁶) 2WD/4WD	1835/1776	1465	1593/1657	2561/2272	1562
GVWR (lbs. ⁵) 2WD/4WD	7100/7300	7300	7200/7400	8600	7400
Fuel capacity (gal. ⁸)	26	26	31	39	31
Seating capacity (f/m/r)	3/3/3	2/3/3	3/3/3	3/3/3	2/3/3

† Only available colors on Denali/Denali XL



16U Steel Gray Metallic



25U Deep Blue Metallic



26U Blue-Green Crystal[†]



41U Onyx Black[†]



50U Summit White[†]



51U Gold Mist Metallic[†]



53U Antique Bronze Metallic



59U Silver Birch Metallic[†]



63U Sport Red Metallic[†]

E85 FLEX FUEL

E85 ethanol flexible fuel vehicles are designed to be able to run on E85 ethanol, gasoline or any blend of both fuels. E85 is 85% ethanol, 15% gasoline.

So even if E85 ethanol fuel is not available, the vehicle will still be operational.

Go to www.livegreengoyellow.com to see if there is an E85 station near you.



SPORT UTILITY



HUMMER® HUMMER H2

OVERVIEW

With their rugged good looks and on-road ride comfort and control combined with incredible off-road capability, the HUMMER H2 and H2 SUT bring a new level of capability and flexibility to the fleet marketplace.

NEW FOR 2007

- Content in Chrome Appearance Package includes bright double-crossbar luggage rack, chrome aluminum fuel filler door, chrome hood handles and hood latches
- Chrome exterior door handles standard on all models
- LT315/70R17D Goodyear all-terrain blackwall tires
- One exterior color: All-Terrain Blue

MODEL LINEUP

SUV RN25706

SUT RN25736

ASSEMBLY PLANT

Mishawaka, Indiana, USA

SPECIFICATIONS (in.)

	SUV	SUT
Wheelbase	122.8	122.7
Overall length	189.8	203.6
Body width	81.2	81.2
Overall height	79.2	79.2
Curb weight (lbs.)	6400	6400
Cargo volume (max.) (cu.ft. ⁴)	86.6	52.7
Payload (lbs. ⁶)	NA	NA
GVWR (lbs. ⁵)	8600	8600
Fuel capacity (gal. ⁸)	32	32
Seating capacity (f/m/r)	2/3/1	2/3

For detailed notes 1 through 14, see inside back cover.

SELECTED STANDARD FEATURES

SAFETY AND SECURITY

- Dual-stage frontal air bags with passenger-side deactivation switch¹
- OnStar 1-year Safe and Sound Plan Service²
- Child security rear door locks
- Programmable power door locks
- PASSlock theft-deterrent system
- Remote Keyless Entry
- Daytime Running Lamps

MECHANICAL

- Vortec 6000 V8 SFI (325 hp @ 5200 rpm)
- 4-speed electronically controlled heavy-duty automatic transmission
- Single-wheel traction control
- Power steering
- Front independent suspension
- 4-wheel disc brakes
- Electronic throttle control
- Battery rundown protection
- 4.10 ratio rear axle
- 145-amp alternator
- Trailering equipment
- Electronic shift transfer case
- Engine oil cooler

EXTERIOR

- Intermittent front windshield wipers
- LT315/70R17D all-terrain blackwall tires with 17 in. aluminum wheels¹⁴

- Full-size spare
- Rear bumper-mounted spare tire carrier
- Halogen composite headlamps with automatic exterior lamp control
- Luggage rack side rails
- Heated power mirrors
- Front/rear recovery hooks

INTERIOR

- Dual-zone automatic climate control for driver and front passenger
- AM/FM stereo with CD, cassette player, speed-compensated volume, Theftlock and 6 speakers
- Leather-appointed front bucket seats with 8-way power, 4-way lumbar control, 2-position driver memory and 4-way adjustable outboard head restraints
- Heated first and second row seats
- Cruise control
- Steering wheel accessory controls
- Rear-window electric defogger
- Driver Information Center
- Solar Ray deep-tinted rear and rear-side glass
- 6 auxiliary power outlets
- Floor console with rear powerpoints, audio controls and air vents plus cupholders, top tray and storage
- Retained accessory power

SELECTED OPTIONAL FEATURES

- Audio system with navigation¹¹
- XM Satellite Radio³
- 17 in. chrome aluminum wheels¹⁴
- Air suspension package
- Trailering convenience package
- Ashtray and lighter
- Black wrap-around brush guard



For more information, go to: www.gmfleet.com



11U Pewter Metallic



41U Black



43U Yellow



46U Slate Blue Metallic



48U All-Terrain Blue



49U Twilight Maroon Metallic



50U Birch White

SPORT UTILITY



HUMMER® HUMMER H3



OVERVIEW

H3 delivers authentic HUMMER style and off-road capability in a more accessible and garageable midsize package.

NEW FOR 2007

- 3.7L DOHC, 5-cylinder MFI engine
- StabiliTrak stability enhancement system standard on all models
- H3^x Model
- One exterior color: Imperial Blue Metallic
- Two H3^x-exclusive exterior colors: Desert Orange Metallic and Sonoma Red Metallic

MODEL LINEUP

H3 RN15306

ASSEMBLY PLANT

Shreveport, Louisiana, USA

SPECIFICATIONS (in.)

Wheelbase	111.9
Overall length	186.7
Body width, without mirrors	74.7
Overall height	73.7
Curb weight (lbs.)	4700
Cargo volume (max.) (cu.ft. ⁴)	55.7
Payload (lbs. ⁶)	1150.8
GVWR (lbs. ⁵)	5850
Fuel capacity (gal. ⁸)	23
Seating capacity (f/r)	2/3

SELECTED STANDARD FEATURES

SAFETY AND SECURITY

- Dual-stage frontal air bags with Passenger Sensing System¹
- OnStar 1-year Safe and Sound Plan Service²
- PASSlock II theft-deterrent system
- Remote Keyless Entry
- Tire Pressure Monitoring System⁹
- Daytime Running Lamps

MECHANICAL

- 3.7L DOHC I5 MFI
- 5-speed manual transmission with StabiliTrak Stability Control System
- Traction Control
- Rack-and-pinion power steering
- Front independent suspension
- Rear semi-floating axle suspension
- 4-wheel antilock disc brakes with 4-Lo calibration
- Button-actuated full-time 4X4
- Skid Plate Protection
- Battery rundown protection
- 4.56 ratio rear axle
- 145-amp alternator

EXTERIOR

- Intermittent front windshield wipers
- P265/75R 16 all-terrain blackwall tires with 16 in. aluminum wheels¹⁴
- Full-size rear swing-gate-mounted spare tire
- Halogen composite headlamps with automatic exterior lamp control
- Luggage rack side rails
- Front/rear recovery hooks

INTERIOR

- Single-zone manual air conditioning
- AM/FM stereo with CD, speed-compensated volume, 6 speakers
- Cruise control
- Solar Ray deep-tinted rear and rear-side glass
- Rear-window electric defogger
- 3 auxiliary power outlets
- Power windows/door locks
- Front bucket cloth seats with driver manual lumbar controls, adjustable outboard head restraints and seatback map pockets
- Retained accessory power

SELECTED OPTIONAL FEATURES

- Head curtain side-impact air bags for front and rear outboard positions with rollover sensor¹
- 4-speed automatic transmission
- Off-Road Adventure Package
- AM/FM stereo with CD, MP3 playback, RDS¹² and 7-speakers
- XM Satellite Radio³
- OnStar² fleet delete
- 16 in. chromed aluminum wheels¹⁴
- Black or chrome tubular assist steps
- Luxury Package includes power, heated leather-appointed seats
- Trailering equipment
- Universal Home Remote
- Cargo cover
- Trailering convenience package
- Black wrap-around brush guard

For detailed notes 1 through 14, see inside back cover.



For more information, go to: www.gmfleet.com



37U Imperial Blue Metallic



41U Black



43U Yellow



46U Slate Blue Metallic



50U Birch White



59U Boulder Gray Metallic



66U Sonoma Red Metallic



74U Victory Red



85U Desert Orange Metallic

SPORT UTILITY



2006 model shown



PONTIAC TORRENT

OVERVIEW

Pontiac Torrent combines comfort with SUV capability and versatility in a package complemented by a roomy and multi-purpose interior.

NEW FOR 2007

- Dual-stage frontal air bags now includes Passenger Sensing System¹
- Head curtain side-impact air bags now includes rollover sensor¹
- StabiliTrak vehicle stability enhancement system standard on all models
- Electronic Driver Information Center
- Tire Pressure Monitoring System⁹
- PASS-Key III theft-deterrent alarm system
- Three exterior colors: Granite Gray Metallic, Sonoma Red Metallic and Liquid Silver Metallic
- 2.48 final drive ratio
- Center console and I/P design
- Remote start
- Chrome clad wheels¹⁴
- Chrome plated wheels¹⁴

MODEL LINEUP

FWD	2LF26
AWD	2LG26

ASSEMBLY PLANT

Ingersoll, Ontario, Canada

SPECIFICATIONS (in.)

	FWD	AWD
Wheelbase	112.5	112.5
Overall length	188.8	188.8
Body width	71.4	71.4
Overall height	69.3	69.3
Curb weight	NA	NA
Cargo volume, behind first row (cu.ft. ⁴)	68.6	68.6
Cargo volume, behind second row (cu.ft. ⁴)	35.2	35.2
Payload (lbs. ⁵)	1290	1159
GVWR (lbs. ⁵)	5070	5070
Fuel capacity (gal. ⁶)	20	17
Seating capacity (f/r)	2/3	2/3

For detailed notes 1 through 14, see inside back cover.

SELECTED STANDARD FEATURES

SAFETY AND SECURITY

- 5-Star frontal and side impact crash safety rating¹³
- StabiliTrak vehicle stability enhancement
- Dual-stage frontal air bags with Passenger Sensing System¹
- LATCH system for child safety seats
- Child security rear door locks
- Power programmable door locks
- Remote Keyless Entry
- Theft-deterrent alarm system
- Daytime Running Lamps

MECHANICAL

- 3.4L 3400 V6 (185 hp @ 5200 rpm)
- 5-speed electronically controlled automatic transmission
- 4-wheel antilock disc brakes
- Traction control
- 4-wheel independent sport suspension
- Battery rundown protection
- On demand All Wheel Drive System on AWD models
- Stainless steel exhaust

EXTERIOR

- Front/rear intermittent windshield wipers
- P235/65R16 all-season blackwall tires with 16 in. cast aluminum wheels¹⁴
- Halogen composite headlamps and fog lamps
- Roof-mounted luggage rack
- Power mirrors

INTERIOR

- Single-zone manual air conditioning
- AM/FM stereo w/CD, input for MP3 player and 6 speakers
- Driver Information Center includes 20 personalization features
- Front bucket seats with driver manual height seat adjuster
- Flat-folding front passenger seat
- Multi-Flex sliding rear seat with 60/40 split bench and 2-position recline
- 2 auxiliary power outlets
- Power windows with driver Express-Down
- Console with storage, armrest
- Remote start

SELECTED OPTIONAL FEATURES

- XM Satellite Radio³
- Trailing equipment
- 17" aluminum wheels and tires¹⁴
- Smoker's Package
- DVD entertainment system
- Navigation audio system¹¹
- Preferred Package - 10 features including power seat, cruise control and remote vehicle start
- Premium Package - leather-appointed and heated seats
- Security Package - 5 features including OnStar² and head curtain side impact air bags¹
- Sun and Sound Package - sunroof, premium sound and 6 disc CD changer



For more information, go to: www.gmfleet.com



15U Sedona Beige Metallic



19U Black



21U Blue Streak Metallic



36U Crystal Lake¹⁰



44U Granite Gray Metallic



66U Sonoma Red Metallic



67U Liquid Silver Metallic



71U Purple Haze Metallic



96U Bright White

SPORT UTILITY



SAAB 9-7X



OVERVIEW

Saab 9-7X brings unique Saab characteristics to the premium SUV segment, including sophisticated exterior and interior styling, advanced design features and a chassis tuned to deliver spirited performance.

NEW FOR 2007

- Tire Pressure Monitor System⁹
- OnStar 1-year Directions and Connections Plan with Turn By Turn Navigation²
- One exterior color: Crystal Blue Metallic

MODEL LINEUP

- 4.2i Sport Utility Vehicle (4 Door)
- 5.3i Sport Utility Vehicle (4 Door)

ASSEMBLY PLANT

Moraine, Ohio, USA

SPECIFICATIONS (in.)

Wheelbase	113
Overall length	193.2
Body width	75.4
Overall height	68.5
Curb weight (4.2i/5.3i) (lbs.)	4720/4781
Cargo volume (cu.ft. ⁴)	80.1
Cargo volume, behind second row (cu.ft. ⁴)	39.8
Payload (lbs. ⁶)	1230
GVWR (lbs. ⁵)	6001
Fuel capacity (gal. ⁸)	22
Seating capacity (f/r)	2/3

For detailed notes 1 through 14, see inside back cover.

SELECTED STANDARD FEATURES

SAFETY AND SECURITY

- Dual-stage frontal and side-impact air bags with rollover sensor¹
- LATCH system for child safety seats
- Child security rear door locks and windows
- Programmable door locks
- PASSlock theft-deterrent system
- Energy-absorbing safety cage construction
- Daytime Running Lamps

MECHANICAL

- 4.2L L6 (290 hp @ 6000 rpm)
- 4-speed automatic transmission
- StabiliTrak
- Load-leveling rear air suspension
- Rack-and-pinion power assist steering
- 4-wheel ABS brakes with Electronic Brakeforce Distribution (EBD)
- Traction control system
- Automatic all-wheel drive
- Limited slip rear differential

EXTERIOR

- P225/55R all-season standard tires with 18 in. alloy wheels¹⁴
- Integrated front fog lamps
- Heat/sound absorbing tinted glass
- Projector-beam halogen headlamps
- Heated power mirrors with wide-angle passenger-side lens
- Saab-tuned sport chassis
- Trailer-hitch receiver with wiring harness

INTERIOR

- Dual-zone automatic climate control system
- 8-way power driver's seat
- Cabin air filter
- XM Satellite Radio³
- Bose Audio with 6-disc in-dash CD
- Auto-dimming inside rear-view mirror
- Rear seat audio controls

SELECTED OPTIONAL FEATURES

- 5.3L V8 Active Fuel Management (300 hp @ 5200 rpm)
- DVD in-dash navigation system¹¹
- Rear DVD entertainment system
- Adjustable pedals
- Xenon headlamps
- High-pressure headlamp washers



For more information, go to: www.gmfleet.com

IMAGE NOT AVAILABLE



757 Crystal Blue Metallic



768 Titanium Silver Metallic



770 Obsidian Black



773 Ocean Blue Metallic



779 Graphite Gray Metallic



783 Winter White

784 Ligonberry Red Metallic

SPORT UTILITY



SATURN OUTLOOK

OVERVIEW

Saturn OUTLOOK is an all-new crossover SUV that offers car-like driving characteristics, lower step-in heights and generous interior space. Production begins in the fourth quarter of 2006. OUTLOOK can be configured for seven or eight passengers and the Smart Slide® second row seats provide easy access to the third row.

NEW FOR 2007

- 265 hp. single-exhaust 3.6 L V6 with Variable Valve Timing
- Fuel-saving Hydra-matic 6T75 6-speed automatic transmission
- Body-frame integral design for lower step-in height
- 116.9 cu. ft. of cargo space with second and third row seats folded⁴
- Six standard air bags, including two head curtain side-impact bags for all three rows¹

MODEL LINEUP

FWD	2R14526
AWD	2V14526

ASSEMBLY PLANT

Lansing, Michigan USA

SPECIFICATIONS (in.)

Wheelbase	118.9
Overall length	200.7
Body width	78.2
Overall height	72.8
Curb weight (FWD/AWD)	4722/4936
Cargo vol. behind first row (cu.ft. ⁴)	117
Cargo vol. behind second row (cu.ft. ⁴)	68.9
Cargo vol. behind third row (cu.ft. ⁴)	19.7
GVWR (lbs. ⁵)	6398
Fuel capacity (gal. ⁶)	22
Seating capacity (f/m/r)	2/3/3

For detailed notes 1 through 14, see inside back cover.

SELECTED STANDARD FEATURES

SAFETY AND SECURITY

- Dual-stage frontal air bags and seat-mounted side-impact front-row air bags¹
- Head-curtain side-impact air bags covering all three seating rows with Rollover Sensing System¹
- OnStar 1-year Safe and Sound Plan Service²
- LATCH system for child safety seats
- Programmable power door locks
- Remote Keyless Entry
- PASS-Key III theft-deterrent system

MECHANICAL

- 3.6L VVT V6 (263 hp @ 6600 rpm) (XE)
- 3.6L VVT V6 (267 hp @ 6600 rpm) (XR)
- 6-speed Hydra-Matic 6T75 automatic transmission
- StabiliTrak with rollover mitigation technology
- Traction control
- 4-wheel ABS disc brakes
- Rack-and-pinion power steering
- Front coil-over strut suspension
- Rear linked H-arm independent suspension

EXTERIOR

- P255/65R18 all-season blackwall tires with cast aluminum wheels¹⁴
- Headlamps with project beam technology
- Wide rear doors
- Rear-glass wraparound

INTERIOR

- Seating for 7-8 passengers with two front bucket seats, second row split-bench or 2 captain's chairs, third row split-bench
- Second row Smart Slide flips up seat cushion as seatback glides forward, allowing easy third-row access
- Covered rear-cargo convenience center

SELECTED OPTIONAL FEATURES

- P255/60R19 AL3 blackwall tires with cast aluminum wheels¹⁴
- High-intensity discharge lamps
- Ultrasonic Rear Parking Assist
- Power liftgate
- Remote vehicle start
- Heated windshield fluid
- DVD entertainment system
- DVD navigation¹¹
- 2/2/3 seating (XR model)



For more information, go to: www.gmfleet.com



25U Midnight Blue Metallic



40U Cream White



51U Gold Mist Metallic



67U Silver Pearl Metallic



78U Ocean Mist Metallic



80U Red Jewel Tint



81U Cocoa Metallic



98U White Diamond Tricoat

SPORT UTILITY



SATURN VUE



OVERVIEW

Saturn VUE adds to its appeal as a practical, fun-to-drive compact SUV with the introduction of the VUE Green Line hybrid (available Fall 2006), the first GM vehicle powered by a new, more affordable hybrid system that delivers a 20% fuel economy improvement.

NEW FOR 2007

- Green Line powered by a hybrid 2.4L 4-cylinder engine that delivers 20% fuel economy improvement (quantity limited)
- Green Line "Comfortably Safe Package" that includes head curtain side-impact air bags¹, XM Satellite Radio³, driver manual lumbar control, 6-way power driver seat adjuster and heated driver and front passenger seats
- 16 in. alloy wheels¹⁴
- One exterior color: Deep Blue

MODEL LINEUP

	FWD	AWD
• 4-cylinder manual	ZLK26	—
• 4-cylinder auto	ZLM26	—
• 4-cylinder Hybrid	ZLH26	—
• V6	ZLU26	ZLN26

ASSEMBLY PLANT

Spring Hill, Tennessee, USA

SPECIFICATIONS (in.)

Wheelbase	106.6
Overall length	181.3
Body width	71.5
Overall height	66.5
Cargo volume, 2nd row seats up (cu.ft. ⁴)	30.8
Cargo volume, with rear seat folded (cu.ft. ⁴)	63.8
Fuel capacity (gal. ⁸)	16
Seating capacity (f/r)	2/3

For detailed notes 1 through 14, see inside back cover.

SELECTED STANDARD FEATURES

SAFETY AND SECURITY

- Dual-stage frontal air bags with Passenger Sensing System¹
- OnStar 1-Year Safe and Sound Plan Service²
- Theft-deterrent system
- Remote Keyless Entry
- Daytime Running Lamps

MECHANICAL

- ECOTEC 2.2L DOHC 16-valve L4 SFI (143 hp @ 5400 rpm)
- 5-speed manual transmission
- 3.5L SOHC 24-valve V6 MFI (250 hp @ 5800 rpm)
- 5-speed automatic transmission (V6)
- Front-wheel drive (AWD available on V6 models)
- Front disc/rear drum brakes
- ECOTEC 2.4 4-cylinder Hybrid (170 hp @ 6600 rpm) (Green Line)
- Hybrid Propulsion Equipment (Green Line)
- Traction Control (Green Line)
- 4-speed automatic transmission (Green Line)
- 4-wheel antilock brakes (Green Line)
- 3.63 ratio axle (Green Line)

EXTERIOR

- Rear intermittent windshield wiper with washer
- P215/70R16 all-season blackwall tires with 16 in. steel wheels¹⁴
- Dent-resistant polymer body panels, includes front fenders, doors, rear quarter panels and bumper fascias
- Power mirrors

INTERIOR

- Single-zone manual air conditioning with dust and pollen filtration system
- AM/FM stereo with CD, Theftlock, automatic volume and 6 speakers
- Driver seat manual height adjuster
- Rear 70/30 split-folding seat with 2-position recline
- Power windows
- Rearview mirror with compass and outside temperature display
- Center console with 2 power outlets, 4 cupholders and concealed storage
- Rear cargo organizer

SELECTED OPTIONAL FEATURES

- Head curtain side-impact air bags for front and rear outboard positions¹
- Entertainment system with DVD, AM/FM stereo, CD/MP3
- XM Satellite Radio³
- 6-way power driver seat with manual lumbar adjuster
- 4-wheel antilock brakes with Traction Control
- P235/65R16 all-season blackwall tires
- Roof-mounted luggage rack chrome side rails



13U Silver Nickel



32U Cypress Green



37U Deep Blue



41U Black Onyx



50U Polar White



74U Chili Pepper Red



88U Storm Grey



For more information, go to: www.gmfleet.com

MEDIUM PICKUP



CHEVROLET COLORADO



OVERVIEW

Chevrolet Colorado's spacious interior, wide range of payload configurations and seating for up to six make it an outstanding choice for just about any commercial or personal need.

NEW FOR 2007

- 2.9L DOHC 4-cylinder MFI engine (185 hp @ 5600 rpm)
- 3.7L DOHC 5-cylinder MFI engine (242 hp @ 5600 rpm)
- Gray tubular assist steps (regular production accessory)
- 125 amp alternator
- Three exterior colors: Pace Blue, Imperial Blue Metallic and Deep Ruby Metallic

ASSEMBLY PLANT

Shreveport, Louisiana, USA

SELECTED OPTIONAL FEATURES

- Head curtain side-impact air bags with Passenger Sensing System¹
- 2.9L DOHC L4 MFI (185 hp @ 5600 rpm)
- Electronic traction control
- 4-speed automatic transmission
- OnStar 1-year Safe and Sound Plan Service²
- XM Satellite Radio³
- P265/75R15 on-/off-road blackwall tires
- P235/50R18 all-season blackwall tires
- Solar-Ray deep-tinted glass
- AM/FM stereo with CD/MP3 player
- Remote Keyless Entry with power windows, locks and mirrors
- Automatic-locking rear differential

For detailed notes 1 through 14, see inside back cover.

SELECTED STANDARD FEATURES

SAFETY AND SECURITY

- Dual-stage frontal air bags with Passenger Sensing System¹
- LATCH system for child safety seats
- Child security rear door locks
- PASSlock theft-deterrent system
- Tire Pressure Monitoring System⁹
- 3-point safety belts for up to 5 positions
- Daytime Running Lamps

MECHANICAL

- 3.7L DOHC L5 MFI (242 hp @ 5600 rpm)
- 4-wheel antilock front disc/rear drum brakes
- 4-speed electronically controlled automatic transmission
- Heavy-duty 690 CCA battery
- Rack-and-pinion power steering
- Front independent torsion bar suspension
- Rear semi-floating axle suspension with 2-stage multi-leaf springs
- Insta-Trac electronic shift transfer case
- Front body undershield

EXTERIOR


- P205/75R15 all-season blackwall tires
- Intermittent front windshield wipers
- Steel pickup box with 6 cargo tie-downs and 2-position locking tailgate
- Front and rear chrome bumpers
- Ebony air dam

INTERIOR

- 60/40 split-bench front seat
- Flat-folding rear seat with storage (Extended and crew cabs only)
- Single-zone air conditioning
- Cruise control
- Analog instrumentation and Driver Information Center
- AM/FM stereo
- 2 auxiliary power outlets
- Tilt-Wheel steering column

SPECIFICATIONS (in.)

MODEL #	CAB	BOX LENGTH	DRIVE	WHEELBASE	GVWR (lbs. ⁶)	PAYLOAD (lbs. ⁶)	MAX. TRAILER WEIGHT (lbs. ⁷)	SEATING (f/r)
CS15403	Reg.	72.8	2WD	111.3	4850	1547	4000	3
CT15403	Reg.	72.8	4WD	111.3	5150	1535	4000	3
CS15653	Ext.	72.8	2WD	126	5000	1532	4000	3/2
CT15653	Ext.	72.8	4WD	126	5300	1523	4000	3/2
CS15643	Crew	61.1	2WD	126	5000	1316	4000	3/3
CT15643	Crew	61.1	4WD	126	5300	1338	4000	3/3



For more information, go to: www.gmfleet.com



20U Pace Blue



37U Imperial Blue Metallic



41U Black



43U Yellow¹⁰



46U Blue Granite Metallic



50U Summit White



59U Silver Birch Metallic



66U Deep Ruby Metallic



74U Victory Red



85U Sunburst Orange Metallic

MEDIUM PICKUP



GMC GMC CANYON

OVERVIEW

GMC Canyon delivers on its Professional Grade in the form of more power, more comfort, more cargo room and a wide range of model configurations – all in a nimble, mid-size truck package.

NEW FOR 2007

- 2.9L DOHC 4-cylinder MFI engine (185 hp @ 5600 rpm)
- 3.7L DOHC 5-cylinder MFI engine (242 hp @ 5600 rpm)
- 125 amp alternator
- Two wheels: 15 in. x 7 in. chrome finish styled aluminum wheels¹⁴ and 18 in. x 8 in. bright finish aluminum wheels¹⁴
- Three exterior colors: Sport Blue, Midnight Blue Metallic and Sonoma Red Metallic
- Two interior trims: Dark Pewter SLE Deluxe Cloth and Dark Pewter SLT Deluxe Leather

ASSEMBLY PLANT

Shreveport, Louisiana, USA

SELECTED OPTIONAL FEATURES

- Head curtain side-impact air bags¹
- 3.7L DOHC L5 MFI (242 hp @ 5600 rpm)
- Electronic traction control
- 4-speed automatic transmission
- OnStar 1-year Safe and Sound Plan Service²
- XM Satellite Radio³
- P265/75R15 on-/off-road blackwall tires
- P235/50R18 all-season blackwall tires
- Solar-Ray deep-tinted glass
- AM/FM stereo with CD/MP3 player
- Remote Keyless Entry with power windows, locks and mirrors
- Automatic-locking rear differential

For detailed notes 1 through 14, see inside back cover.

SELECTED STANDARD FEATURES

SAFETY AND SECURITY

- Dual frontal air bags with Passenger Sensing System¹
- LATCH system for child safety seats
- Child security rear door locks (Crew Cab)
- PASSlock theft-deterrent system
- Tire Pressure Monitoring System⁹
- 3-point safety belts for up to 5 seating positions
- Daytime Running Lamps

MECHANICAL

- 2.9L DOHC L4 MFI (185 hp @ 5600 rpm)
- 4-wheel antilock disc brakes
- 5-speed manual transmission
- Heavy-duty 690 CCA battery
- Rack-and-pinion power steering
- Front independent suspension with coil springs or torsion bar
- Rear semi-floating axle suspension with 2-stage multi-leaf springs
- Insta-Trac electronic shift transfer case (4WD)
- Front body undershield (4WD)

EXTERIOR


- P205/75R15 all-season blackwall tires
- Intermittent front windshield wipers
- Steel pickup box with 4 cargo tie-downs and 2-position locking tailgate
- Front and rear chrome bumpers
- Ebony air dam

INTERIOR

- 60/40 split-bench front seat
- Flat-folding rear seat (Ext. & Crew)
- Single-zone air conditioning
- Cruise control
- Analog instrumentation and Driver Information Center
- AM/FM stereo w/seek, scan and clock
- 2 auxiliary power outlets
- Tilt-Wheel steering column

SPECIFICATIONS (in.)

MODEL #	CAB	BOX LENGTH	DRIVE	WHEELBASE	GVWR (lbs. ⁶)	PAYLOAD (lbs. ⁶)	MAX. TRAILER WEIGHT (lbs. ⁷)	SEATING (f/r)
TS15403	Reg.	72.8	2WD	111.3	4850	1801	4000	3
TT15403	Reg.	72.8	4X4	111.3	5150	1491	4000	3
TS15653	Ext.	72.8	2WD	126	5000	1738	4000	3/2
TT15653	Ext.	72.8	4X4	126	5300	1451	4000	3/2
TS15643	Crew	61.1	2WD	126	5000	1461	4000	3/3
TT15643	Crew	61.1	4X4	126	5300	1359	4000	3/3



For more information, go to: www.gmfleet.com



FULLSIZE PICKUP



CHEVROLET SILVERADO CLASSIC 1500

OVERVIEW

Chevrolet Silverado is GM's best-selling vehicle and has earned its reputation for top-notch performance, dependability and capability. In 2007, it becomes the Silverado Classic. Information on the next-generation Silverado family of pickups will be available online at gmfleet.com after August 1, 2006.

NEW FOR 2007

- Silverado 1500 becomes Silverado Classic 1500
- AM/FM stereo with 6-disc CD changer audio system available on 1LT
- Steering wheel controls included on 2LT

ASSEMBLY PLANT

Oshawa, Ontario, Canada
Fort Wayne, Indiana, USA
Pontiac, Michigan, USA
Silao, Mexico

SELECTED OPTIONAL FEATURES

- Vortec 4800 V8 SFI (285 hp @ 5200 rpm)
- Vortec 5300 V8 SFI (295 hp @ 5200 rpm)
- Vortec 5300 V8 SFI (310 hp @ 5200 rpm)
- Vortec 5300 V8 SFI FlexFuel (295 hp @ 5200 rpm)
- Vortec high-output 6000 V8 SFI (345 hp @ 5200 rpm)
- 4-speed automatic transmission with OD and tow/haul mode
- OnStar 1-year Safe and Sound Plan Service²
- XM Satellite Radio³
- Electronic traction-assist system
- Trailering equipment
- Heavy-duty automatic locking rear differential
- Rear-sliding window
- Mirrors: High visibility camper-style, power, heated

SELECTED STANDARD FEATURES

SAFETY AND SECURITY

- Dual-stage frontal air bags with Passenger Sensing System¹
- PASSlock II theft-deterrent system
- Rear child seat top tether anchor
- Daytime Running Lamps with automatic exterior control

MECHANICAL

- Vortec 4300 V6 MFI (195 hp @ 4600 rpm)
- 5-speed manual transmission with overdrive
- Power steering
- 4-wheel antilock disc brakes
- Front independent and rear multi-leaf suspension
- Electronic Autotrac transfer case
- Hydroformed ladder-type frame
- Heavy-duty 600 cold-cranking amps battery
- 145 amps alternator
- Stainless steel muffler and tailpipe

EXTERIOR

- P245/70R17 all-season blackwall tires (2WD)
- P265/70R17 all-season blackwall tires (4X4)
- Intermittent front windshield wipers
- Halogen headlamps and dual cargo area lamps
- Solar-Ray light-tinted glass
- Rear underbody spare tire carrier

INTERIOR

- Dual-zone manual climate control air conditioning
- 3-passenger front 40/20/40 split bench
- 3-passenger rear full-width folding bench
- Analog instrumentation with Driver Information Center
- 2 auxiliary power outlets
- AM/FM stereo with 4 speakers
- Front and rear cupholders
- Tilt-Wheel steering

SPECIFICATIONS (in.)

MODEL #	CAB	BOX LENGTH	DRIVE	WHEELBASE	GVWR (lbs. ⁵)	PAYLOAD (lbs. ⁶)	MAX. TRAILER WEIGHT (lbs. ⁷)	SEATING (f/r)
CC15703	Reg.	78.7	2WD	119	6100	1889	8400	3
CK15703	Reg.	78.7	4X4	119	6400	1892	9100	3
CC15903	Reg.	97.6	2WD	133	6400	2052	8200	3
CK15903	Reg.	97.6	4X4	133	6400	1766	8900	3
CC15553	Ext.	69.2	2WD	134	6200	1440	8000	3/3
CK15553	Ext.	69.2	4X4	134	6400	1350	8700	3/3
CC15753	Ext.	78.7	2WD	143.5	6200	1573	10400	3/3
CK15753	Ext.	78.7	4X4	143.5	6400	1350	10000	3/3
CC15953	Ext.	97.6	2WD	157.5	6400	1506	7800	3/3
CK15953	Ext.	97.6	4X4	157.5	6400	1168	8500	3/3
CC15543	Crew	69.2	2WD	143.5	6900	1913	10100	3/3
CK15543	Crew	69.2	4X4	143.5	7000	1716	9900	3/3

For detailed notes 1 through 14, see inside back cover.



For more information, go to: www.gmfleet.com



15U Sandstone Metallic



16U Graystone Metallic



25U Dark Blue Metallic



41U Black



46U Blue Granite Metallic



47U Dark Green Metallic



50U Summit White



59U Silver Birch Metallic



63U Sport Red Metallic



74U Victory Red

FULLSIZE PICKUP



CHEVROLET SILVERADO CLASSIC 1500HD

OVERVIEW

Chevrolet Silverado Classic 1500HD is available as a Crew Cab version of Chevrolet's best-selling fullsize pickup with seating for up to six and a 8600 lb. GVWR⁵. Information on the next-generation Silverado family of pickups will be available online at gmfleet.com after August 1, 2006.

NEW FOR 2007

- Silverado 1500HD becomes Silverado Classic 1500HD
- AM/FM stereo with 6-disc CD changer audio system available on 1LT
- Steering wheel controls included on 2LT
- Recovery hooks standard on all models

ASSEMBLY PLANT

Flint, Michigan, USA

SELECTED OPTIONAL FEATURES

- OnStar 1-year Safe and Sound Plan Service²
- XM Satellite Radio³
- 6-way driver power seat
- Steering wheel audio and driver information controls
- Conversion-ready engine for natural or propane gas use
- Dual-zone automatic climate control
- Trailing equipment with wiring provisions
- 4.10 ratio rear axle
- Rear-sliding deep-tinted window
- Heated power folding mirrors

SELECTED STANDARD FEATURES

SAFETY AND SECURITY

- Dual-stage frontal air bags¹
- PASSlock II theft-deterrent system
- Remote Keyless Entry
- Rear child seat top tether anchor
- Daytime Running Lamps with automatic exterior control

MECHANICAL

- Vortec 6000 V8 SFI (300 hp @ 4400 rpm)
- 4-speed heavy-duty automatic transmission with OD and tow/haul mode
- Power steering
- 4-wheel antilock disc brakes
- Front independent and rear multi-leaf suspension
- 3.73 ratio rear axle
- External engine/transmission cooling
- Electronic Autotrac transfer case
- Hydroformed ladder-type frame
- Heavy-duty 600 cold-cranking amps battery
- 105 amps alternator
- Stainless steel muffler and tailpipe

EXTERIOR

- LT245/75R16E all-season blackwall tires with chrome-styled steel wheels¹⁴
- Heated manual folding mirrors
- Recovery hooks
- Fleetside pickup box
- Intermittent front windshield wipers
- Halogen headlamps with flash-to-pass and dual cargo area lamps
- Solar-Ray deep-tinted glass

INTERIOR

- Dual-zone manual climate control air conditioning
- Cruise control
- Power door locks and power windows with front Express-Down
- Rear-window electric defogger
- 3-passenger front 40/20/40 split bench
- 3-passenger rear flat-folding split bench
- AM/FM stereo with CD, speed-compensated volume and 6 speakers
- Analog instrumentation with Driver Information Center
- 2 auxiliary power outlets
- Overhead mini-console with map lights
- Tilt-Wheel steering
- Front and rear cupholders

SPECIFICATIONS (in.)

MODEL #	CAB	BOX LENGTH	DRIVE	WHEELBASE	GVWR (lbs. ⁵)	PAYLOAD (lbs. ⁶)	MAX. TRAILER WEIGHT (lbs. ⁷)	SEATING (f/r)
CC15743	Crew	78.6	2WD	153	8600	3129	10300	3/3
CK15743	Crew	78.6	4X4	153	8600	2838	9900	3/3

For detailed notes 1 through 14, see inside back cover.



For more information, go to: www.gmfleet.com



16U Grystone Metallic



25U Dark Blue Metallic



41U Black



46U Blue Granite Metallic



50U Summit White



59U Silver Birch Metallic



63U Sport Red Metallic



74U Victory Red

FULLSIZE PICKUP



CHEVROLET SILVERADO CLASSIC 2500HD/3500

OVERVIEW

Chevrolet Silverado Classic 2500HD and 3500 series are the workhorse versions of Chevrolet's top-selling fullsize pickup, with a wide number of configurations and three engine choices, including the Duramax 6600 Turbo Diesel V8. Information on the next-generation Silverado family of pickups will be available online at gmfleet.com after August 1, 2006.

NEW FOR 2007

- Silverado 2500HD and 3500 models become Silverado Classic 2500HD and Classic 3500
- Steering wheel controls included on 2LT
- Recovery hooks standard on all models
- Manual transmission not available with Vortec 8100 or Duramax 6600

ASSEMBLY PLANT

Pontiac, Michigan, USA
Flint, Michigan, USA

SELECTED OPTIONAL FEATURES

- Vortec 8100 V8 SFI (330 hp @ 4200 rpm)
- Duramax 6600 Turbo Diesel V8 (360 hp @ 3200 rpm)
- Air conditioning delete with regular cab
- Trailering equipment
- 4-speed heavy-duty automatic transmission
- Allison 1000 6-speed automatic transmission
- Cruise control
- Rear-window electric defogger
- High visibility camper-style mirrors
- Off-Road Enhanced Mobility package
- Alternative fuel conversions
- Heavy-duty dual 770 CCA batteries
- 3.73 ratio rear axle

SELECTED STANDARD FEATURES

SAFETY AND SECURITY

- Dual frontal air bags¹
- Rear child seat top tether anchor (crew cab)
- PASSlock II theft-deterrent system
- Daytime Running Lamps with automatic exterior control

MECHANICAL

- Vortec 6000 V8 SFI (300 hp @ 4400 rpm)
- 4-wheel antilock disc brakes
- 5-speed manual transmission with overdrive
- Front independent suspension
- Rear 2-stage multi-leaf spring suspension (2500HD)
- Rear 3-stage spring suspension (3500)
- Heavy-duty 600 CCA battery

- Hydroformed ladder-type frame
- 4.10 ratio rear axle
- Floor-mounted shifter transfer case

EXTERIOR

- Fleetside pickup box
- Frame-mounted recovery hooks
- Intermittent front wet-arm windshield wipers
- Rear underbody spare tire carrier

INTERIOR

- 3-passenger front 40/20/40 split bench
- 3-passenger rear folding bench (crew cab)
- Dual-zone manual climate control air conditioning
- AM/FM stereo with 4 speakers
- Swing-out rear quarter windows (3500)

SPECIFICATIONS (in.)

MODEL #	CAB	BOX LENGTH	DRIVE	WHEELBASE	GVWR (lbs. ⁵)	PAYLOAD (lbs. ⁶)	MAX. TRAILER WEIGHT (lbs. ⁷)	SEATING (f/r)
CC25903	Reg.	97.6	2WD	133	9200	4058	16,100	3
CK25903	Reg.	97.6	4X4	133	9200	3802	15,800	3
CC35903	Reg.	97.6	2WD (SRW)	133	9600	4658	10,300	3
CK35903	Reg.	97.6	4X4 (DRW)	133	11400	5511	16,700	3
CC25753	Ext.	78.6	2WD	143.5	9200	3802	15,900	3/3
CK25753	Ext.	78.6	4X4	143.5	9200	3541	15,600	3/3
CC25953	Ext.	97.6	2WD	157.5	9200	3639	15,700	3/3
CK25953	Ext.	97.6	4X4	157.5	9200	3352	15,400	3/3
CC35953	Ext.	97.6	2WD (DRW)	157.5	11400	5347	16,600	3/3
CK35953	Ext.	97.6	4X4 (DRW)	157.5	11400	5049	16,300	3/3
CC25743	Crew	78.6	2WD	153	9200	3606	15,600	3/3
CK25743	Crew	78.6	4X4	153	9200	3317	15,300	3/3
CC25943	Crew	97.6	2WD	167	9200	3455	15,500	3/3
CK25943	Crew	97.6	4X4	167	9200	3163	14,600	3/3
CC35943	Crew	97.6	2WD (DRW)	167	11400	5169	16,400	3/3
CK35943	Crew	97.6	4X4 (DRW)	167	11400	4848	16,000	3/3

For detailed notes 1 through 14, see inside back cover.
‡ Not available with Crew Cab models



For more information, go to: www.gmfleet.com



15U Sandstone Metallic[‡]

16U Graystone Metallic

25U Dark Blue Metallic

41U Black

46U Blue Granite Metallic



47U Dark Green Metallic[‡]



50U Summit White



59U Silver Birch Metallic



63U Sport Red Metallic



74U Victory Red

FULLSIZE PICKUP



GMC GMC SIERRA CLASSIC 1500

OVERVIEW

GMC Sierra's broad lineup of body styles and powertrains give fullsize truck customers choices to tackle almost any job – and do it with Professional Grade confidence. Information on the next-generation Sierra family of pickups will be available online at gmfleet.com after August 1, 2006.

NEW FOR 2007

- Sierra 1500 becomes Sierra Classic 1500
- AM/FM stereo with 6-disc CD changer audio system available on 3SA
- Steering wheel controls included on 3SB
- Power door locks available on 1SA without Fleet or Government order types

ASSEMBLY PLANT

Oshawa, Ontario, Canada
Fort Wayne, Indiana, USA
Pontiac, Michigan, USA
Silao, Mexico

SELECTED OPTIONAL FEATURES

- Vortec 4800 V8 SFI (285 hp @ 5200 rpm)
- Vortec 5300 V8 SFI (295 hp @ 5200 rpm)
- Vortec 5300 V8 SFI FlexFuel (295 hp @ 5200 rpm)
- Vortec high-output 6000 V8 SFI (345 hp @ 5200 rpm)
- OnStar 1-year Safe and Sound Plan Service²
- Packages: Light-Duty Power, Snow Plow Prep
- Trailering equipment
- Heavy-duty automatic locking rear differential
- Solar-Ray deep-tinted glass
- Cruise control
- Rear-window electric defogger
- Power door locks

SELECTED STANDARD FEATURES

SAFETY AND SECURITY

- Dual frontal air bags with Passenger Sensing System¹
- PASSlock II theft-deterrent system
- Daytime Running Lamps with automatic exterior control

MECHANICAL

- Vortec 4300 V6 MFI (195 hp @ 4600 rpm)
- 5-speed manual transmission with overdrive
- 4-speed automatic transmission with overdrive and tow-haul mode (select models)
- 4-wheel antilock front disc/rear drum brakes
- Solid Smooth Ride suspension
- Electronic Autotrac transfer case (4x4)

EXTERIOR

- P245/70R17 all-season blackwall tires with 6-lug painted steel wheels¹⁴ (2WD)
- P265/70R17 all-season blackwall tires with 6-lug painted steel wheels¹⁴ (4x4)
- Step-style rear-painted bumper with pad

INTERIOR

- Dual-zone manual air conditioning
- 3-passenger front 40/20/40 split bench
- 3-passenger rear full-width folding bench (Crew Cab)
- AM/FM stereo with 4 speakers
- Front/rear cupholders

SPECIFICATIONS (in.)

MODEL #	CAB	BOX LENGTH	DRIVE	WHEELBASE	GVWR (lbs. ⁵)	PAYLOAD (lbs. ⁶)	MAX. TRAILER WEIGHT (lbs. ⁷)	SEATING (f/r)
TC15703	REG.	78.6	2WD	119	6100	1889	8400	3
TK15703	REG.	78.6	4X4	119	6400	1892	9100	3
TC15903	REG.	97.6	2WD	133	6400	2052	8200	3
TK15903	REG.	97.6	4X4	133	6400	1766	8900	3
TC15553	EXT.	69.2	2WD	134	6200	1440	8000	3/3
TK15553	EXT.	69.2	4X4	134	6400	1350	8700	3/3
TC15753	EXT.	78.6	2WD	143.5	6200	1573	10400	3/3
TK15753	EXT.	78.6	4X4	143.5	6400	1350	10000	3/3
TC15953	EXT.	97.6	2WD	157.5	6400	1506	7800	3/3
TK15953	EXT.	97.6	4X4	157.5	6400	1168	8500	3/3
TC15543	CREW	69.2	2WD	143.5	6900	1913	10100	3/3
TK15543	CREW	69.2	4X4	143.5	7000	1716	9900	3/3

For detailed notes 1 through 14, see inside back cover.



For more information, go to: www.gmfleet.com



15U Sand Beige Metallic



16U Steel Gray Metallic



25U Deep Blue Metallic



41U Onyx Black



46U Stealth Gray Metallic



47U Polo Green Metallic



50U Summit White



59U Silver Birch Metallic



63U Sport Red Metallic



74U Fire Red

FULLSIZE PICKUP



GMC GMC SIERRA CLASSIC 1500HD

OVERVIEW

GMC Sierra Classic 1500HD is available as a Crew Cab version of GMC's fullsize pickup with seating for up to six and an 8600 lb. GVWR⁵. Information on the next-generation Sierra family of pickups will be available online at gmfleet.com after August 1, 2006.

NEW FOR 2007

- Sierra 1500 becomes Sierra Classic 1500HD
- AM/FM stereo with 6-disc CD changer audio system available on 3SA
- Steering wheel controls included on 3SB
- Recovery hooks standard on all models

ASSEMBLY PLANT

Flint, Michigan, USA

SELECTED OPTIONAL FEATURES

- OnStar 1-year Safe and Sound Plan Service²
- XM Satellite Radio³
- 6-way driver power seat
- Steering wheel audio and driver information controls
- Conversion-ready engine for natural or propane gas use
- Dual-zone automatic climate control
- Trailing equipment with wiring provisions
- 4.10 ratio rear axle
- Rear-sliding deep-tinted window

SELECTED STANDARD FEATURES

SAFETY AND SECURITY

- Dual frontal air bags with Passenger Sensing System¹
- PASSlock II theft-deterrent system
- Remote Keyless Entry
- Rear child seat top tether anchor
- Daytime Running Lamps with automatic exterior control

MECHANICAL

- Vortec 6000 V8 SFI (300 hp @ 4400 rpm)
- 4-speed heavy-duty electronically controlled automatic transmission
- Power steering
- 4-wheel antilock disc brakes
- Front independent and rear multi-leaf suspension
- 3.73 ratio rear axle
- External engine/transmission cooling
- Electronic Autotrac transfer case (4x4)
- Hydroformed frame
- Heavy-duty 600 CCA battery
- 105 amp alternator
- Stainless steel muffler and tailpipe

EXTERIOR

- LT245/75R16E all-season blackwall tires with chrome-styled steel wheels¹⁴
- Heated power mirrors
- Recovery hooks
- Wideside pickup box
- Intermittent front wet-arm windshield wipers with pulse washers
- Halogen headlamps with flash-to-pass and dual cargo area lamps
- Solar-Ray deep-tinted glass

INTERIOR

- Dual-zone manual climate control air conditioning
- Cruise control
- Power door locks and power windows with front Express-Down
- Rear-window electric defogger
- 3-passenger front 40/20/40 split bench with fold-down center armrest
- 3-passenger rear 60/40 flat-folding split bench
- AM/FM stereo with CD, speed-compensated volume and 6 speakers
- Analog instrumentation with Driver Information Center
- 2 auxiliary power outlets

SPECIFICATIONS (in.)

MODEL #	CAB	BOX LENGTH	DRIVE	WHEELBASE	GVWR (lbs. ⁵)	PAYLOAD (lbs. ⁶)	MAX. TRAILER WEIGHT (lbs. ⁷)	SEATING (f/r)
TC15743	CREW	78.6	2WD	153	8600	3129	10300	3/3
TK15743	CREW	78.6	4X4	153	8600	2838	9900	3/3

For detailed notes 1 through 14, see inside back cover.



For more information, go to: www.gmfleet.com



16U Steel Gray Metallic



25U Deep Blue Metallic



41U Onyx Black



46U Stealth Gray Metallic



50U Summit White



59U Silver Birch Metallic



63U Sport Red Metallic



74U Fire Red

FULLSIZE PICKUP



GMC GMC SIERRA CLASSIC 2500HD/3500

OVERVIEW

GMC Sierra Classic 2500HD and 3500 series are the workhorse versions of GMC's Professional Grade fullsize pickup with a wide number of configurations and three engine choices, including the Duramax 6600 Turbo Diesel V8. Information on the next-generation Sierra family of pickups will be available online at gmfleet.com after August 1, 2006.

NEW FOR 2007

- Sierra 2500HD and 3500 models become Sierra Classic 2500HD and Classic 3500
- AM/FM stereo with 6-disc CD changer audio system available on 3SA
- Steering wheel controls included on 3SB
- Power door locks available on 1SA without Fleet or Government order types
- Recovery hooks standard on all models

ASSEMBLY PLANT

Flint, Michigan, USA
Pontiac, Michigan, USA

SELECTED OPTIONAL FEATURES

- Vortec 8100 V8 SFI (330 hp @ 4200 rpm)
- Duramax 6600 Turbo Diesel V8 (360 hp @ 3200 rpm)
- Air conditioning delete with Regular cab
- Trailering equipment
- 4-speed heavy-duty automatic transmission
- Allison 1000 6-speed automatic transmission
- Cruise control
- Rear-window electric defogger
- Manual rear-sliding deep-tinted window
- Packages: Snow Plow Prep
- Alternative fuel conversions
- Heavy-duty dual 770 CCA batteries
- 3.73 ratio rear axle
- External/internal transmission oil coolers

SELECTED STANDARD FEATURES

SAFETY AND SECURITY

- Dual frontal air bags with Passenger Sensing System¹
- PASSlock II theft-deterrent system
- Daytime Running Lamps

MECHANICAL

- Vortec 6000 V8 SFI (300 hp @ 4400 rpm)
- 5-speed manual transmission with overdrive
- 4-wheel antilock disc brakes
- Front independent suspension
- Rear 2-stage multi-leaf spring semi-elliptic suspension (2500HD)
- Rear 3-stage spring suspension (3500)

EXTERIOR

- LT245/75R16E all-season blackwall tires with 8-lug painted steel wheels¹⁴ (2500HD)
- LT265/75R16E on/off road blackwall tires with 8-lug steel wheels¹⁴ (3500)
- Wideside pickup box

INTERIOR

- 3-passenger front 40/20/40 split bench
- 3-passenger rear folding bench (Crew Cab)
- Dual-zone manual air conditioning
- AM/FM stereo with 4 speakers

SPECIFICATIONS (in.)

MODEL #	CAB	BOX LENGTH	DRIVE	WHEELBASE	GVWR (lbs. ⁶)	PAYLOAD (lbs. ⁶)	MAX. TRAILER WEIGHT (lbs. ⁷)	SEATING (f/r)
TC25903	Reg.	97.6	2WD	133	9200	4058	16,100	3
TK25903	Reg.	97.6	4X4	133	9200	3802	15,800	3
TC35903	Reg.	97.6	2WD (SRW)	133	9600	4658	10,300	3
TK35903	Reg.	97.6	4X4 (DRW)	133	11400	5511	16,700	3
TC25753	Ext.	78.6	2WD	143.5	9200	3802	15,900	3/3
TK25753	Ext.	78.6	4X4	143.5	9200	3541	15,600	3/3
TC25953	Ext.	97.6	2WD	157.5	9200	3639	15,700	3/3
TK25953	Ext.	97.6	4X4	157.5	9200	3352	15,400	3/3
TC35953	Ext.	97.6	2WD (DRW)	157.5	11400	5347	16,600	3/3
TK35953	Ext.	97.6	4X4 (DRW)	157.5	11400	5049	16,300	3/3
TC25743	Crew	78.6	2WD	153	9200	3606	15,600	3/3
TK25743	Crew	78.6	4X4	153	9200	3317	15,300	3/3
TC25943	Crew	97.6	2WD	167	9200	3455	15,500	3/3
TK25943	Crew	97.6	4X4	167	9200	3163	14,600	3/3
TC35943	Crew	97.6	2WD (DRW)	167	11400	5169	16,400	3/3
TK35943	Crew	97.6	4X4 (DRW)	167	11400	4848	16,000	3/3

For detailed notes 1 through 14, see inside back cover.
‡ Not available with Crew Cab models



For more information, go to: www.gmfleet.com



15U Sand Beige Metallic[‡]



16U Steel Gray Metallic



25U Deep Blue Metallic



41U Onyx Black



46U Stealth Gray Metallic



47U Polo Green Metallic[‡]



50U Summit White



59U Silver Birch Metallic



63U Sport Red Metallic



74U Fire Red

FULLSIZE PICKUP



GMC GMC SIERRA CLASSIC DENALI

OVERVIEW

GMC Sierra Classic Denali takes Professional Grade in fullsize pickups to a luxurious level with a single Crew Cab Short Box model, a wide range of up-level exterior and interior appointments and a 345 horsepower Vortec 6000 V8 SFI engine. Information on the next-generation Sierra family of pickups will be available online at gmfleet.com after August 1, 2006.

NEW FOR 2007

- Sierra Denali becomes Sierra Classic Denali

ASSEMBLY PLANT

Oshawa, Ontario, Canada

SELECTED OPTIONAL FEATURES

- XM Satellite Radio³
- Entertainment system with rear DVD
- P275/55R20 touring blackwall tires with chrome cast aluminum wheels¹⁴
- Engine block heater

SELECTED STANDARD FEATURES

SAFETY AND SECURITY

- Dual-stage frontal air bags with Passenger Sensing System¹
- OnStar 1-year Safe and Sound Plan Service²
- Remote Keyless Entry
- PASSlock II theft-deterrent system
- Daytime Running Lamps

MECHANICAL

- Vortec 6000 V8 SFI (345 hp @ 5200 rpm)
- 4-speed heavy-duty electronically controlled automatic transmission
- 4-wheel antilock disc brakes
- AWD electronic automatic transfer case
- Front independent/rear 3-stage multi-leaf spring suspension
- Power steering
- 4.10 ratio rear axle
- Trailing equipment with hitch platform
- Heavy-duty automatic locking rear differential
- Skid Plate package
- Engine/transmission oil coolers
- Heavy-duty 600 CCA battery
- 145 amp alternator

EXTERIOR

- P265/70R17 all-season blackwall tires with polished cast aluminum wheels¹⁴
- Chrome tubular assist steps

- Cargo cover
- Halogen headlamps, fog lamps and dual cargo area lamps
- Heated power mirrors
- Wideside pickup box
- Tailgate protection cap
- Front-mounted recovery hooks
- Solar-Ray deep-tinted glass

INTERIOR

- Dual-zone automatic climate control
- Front-bucket heated seats with 10-way power seat adjusters, 2-way power lumbar, driver memory and dual inboard armrests
- Rear 60/40 3-passenger folding split-bench
- Cruise control
- AM/FM 7-speaker stereo with CD and cassette
- Floor console with storage plus rear powerpoints, HVAC duct and floor lighting
- Power door locks
- Rear-window electric defogger
- Universal Home Remote
- Steering wheel audio and driver information controls
- 2 auxiliary power outlets
- Tilt-Wheel steering

SPECIFICATIONS (in.)

MODEL #	CAB	BOX LENGTH	DRIVE	WHEELBASE	GVWR (lbs. ⁵)	PAYLOAD (lbs. ⁶)	MAX. TRAILER WEIGHT (lbs. ⁷)	SEATING (f/r)
TK15543	CREW	69.2	AWD	143.5	7000	1575	8100	2/3

For detailed notes 1 through 14, see inside back cover.



41U Black



50U Summit White



59U Silver Birch Metallic

For more information, go to: www.gmfleet.com

CHASSIS CAB



CHEVROLET COLORADO CHASSIS CAB

OVERVIEW

Chevrolet Colorado Chassis Cab is designed to give commercial truck buyers a solid platform to meet their vocational needs with multiple engine choices, seating for up to three and a GVWR⁹ of up to 5300 lbs.

NEW FOR 2007

- DOHC 5-cylinder MFI engine 3.7L (242 hp @ 5600 rpm)
- 125 amp alternator
- Three exterior colors: Pace Blue, Imperial Blue Metallic and Deep Ruby Metallic
- Two interior trims: Medium Pewter cloth or Medium Pewter vinyl
- Carpet or rubber floor available
- Two wheels: 15 in. steel wheels¹⁴

ASSEMBLY PLANT

Shreveport, Louisiana, USA

SELECTED OPTIONAL FEATURES

- Head curtain side-impact air bags for outboard seating positions with Passenger Sensing System¹
- Electronic traction control
- Mid Box Prep package
- Astro Body package
- Elongated fuel-filler neck
- Solar-Ray deep-tinted glass
- AM/FM stereo with CD/MP3 player
- Automatic-locking rear differential

SELECTED STANDARD FEATURES

SAFETY AND SECURITY

- Dual frontal air bags with Passenger Sensing System¹
- LATCH system for child safety seats
- PASSlock theft-deterrent system
- Tire Pressure Monitoring System⁹
- 3-point safety belts for outboard positions with center bench lap belt
- Daytime Running Lamps

MECHANICAL

- 3.7 L DOHC L5 MFI (242 hp @ 5600 rpm)
- 4-wheel antilock front disc/rear drum brakes
- 4-speed automatic transmission
- 125 amps alternator
- Heavy-duty 690 CCA battery
- Rack-and-pinion power steering
- Front independent suspension with torsion bar
- Rear semi-floating axle suspension with 2-stage multi-leaf springs
- Insta-Trac electronic shift transfer case (4X4)

EXTERIOR

- P235/75R15 all-season blackwall tires
- Folding rearview mirrors
- Intermittent front windshield wipers
- Chrome bumpers
- Ebony air dam

INTERIOR

- 60/40 split-bench front seat
- Air conditioning
- Cruise control
- Analog instrumentation and Driver Information Center
- AM/FM stereo
- 2 auxiliary power outlets
- Tilt-Wheel steering column
- 4-spoke steering wheel

SPECIFICATIONS (in.)


MODEL #	CAB	BOX LENGTH	DRIVE	WHEELBASE	GVWR (lbs. ⁹)	PAYLOAD (lbs. ⁹)	SEATING
CS15603	Chassis	72.8	2WD	126	5300	NA	3

Vehicles shown have been altered or upfitted with equipment supplied by independent suppliers. See Owner's Manual for information on alterations and warranties.

For detailed notes 1 through 14, see inside back cover.



For more information, go to: www.gmfleet.com



CHASSIS CAB



CHEVROLET COLORADO ASTRO BODY / MID BOX

ASTRO BODY OVERVIEW

The Chevrolet Colorado Chassis Cab equipped with the new "Astro Body" provides all the utility of the Chevrolet Astro Van in a light-weight package with more interior space. The fiberglass Astro Body is produced by Supreme Corporation and is 20 inches longer than the old Astro and exceeds the van in cargo capacity with nearly 174 cubic feet⁴ of space.

MID BOX OVERVIEW

Chevrolet Colorado with Mid Box Storage and Topper provides commercial users with secure and convenient storage (20 cu. ft. in the Mid Box and 125 cu. ft.⁴ in the Topper) packaged on a mid-size pickup chassis.

ASSEMBLY PLANT

Shreveport, Louisiana, USA

Vehicles shown have been altered or upfitted with equipment supplied by independent suppliers. See Owner's Manual for information on alterations and warranties.

ASTRO BODY FEATURES

- Astro Body vehicle height with ladder rack same height as Astro Van with ladder rack for parking garage access
- Payload⁶ similar to Astro Van without required partition
- OEM door handles with ignition key coded lock cylinders
- Commercial grade door seals create water resistant interior
- Commercial grade door hinges
- Optional bin packages and floor mat for increased skid resistance
- Optional custom ladder racks

ASTRO BODY SAFETY/SECURITY FEATURES

- Velvac Mirrors assist in increase side and rear vision
- Interior camera screen operates in reverse gear for rearward visibility (with dimmer switch)
- Back-up camera system with integrated button mount on windshield enhances view behind vehicle

MID BOX STORAGE FEATURES

- Doors lock on both sides for secure storage
- Mounts across the back of the cab and is accessible from both sides
- Optional roll-out drawers to maintain cargo in rough terrain
- Available with or without drawers to allow storage of large containers
- Allows for separation of chemicals between the box and bed
- Optional auxiliary power outlet and lighted interior

MID BOX SECURITY FEATURES

- Contoured double-paneled door provides strength and integrates with Canyon styling
- Rotary latches, double-bitted keys and lock tumblers provide security for equipment
- Door handles and locks match those on the cab to give the Mid Box a finished look and feel
- Heavy duty seals make the interior of the Mid Box weather- and dust-resistant

SPECIFICATIONS (in.)

CAB	CLEARANCE OPENING AT DOOR (w & h)	O.A.L.	O.A.H.	O.A.W. (cu.ft.)	MID BOX CARGO VOLUME (cu.ft. ⁴)	TOPPER BED BOX CARGO VOLUME CAPACITY ⁴	MID BOX CARGO WEIGHT (lbs. ⁶)	OVERALL PAYLOAD AS EQUIPPED (lbs. ⁶)
Mid Box	24 x 22	60	26	24	20	125	500	NA

CAB	OVERALL HEIGHT	EXTERIOR WIDTH	OVERALL LENGTH	INTERIOR HEIGHT (c/i)	INTERIOR LENGTH	INTERIOR FLOOR SPACE (sq.ft.)	INTERIOR (cu.ft.)	PAYLOAD (lbs. ⁶)	REAR DOOR (w & h)
'07 Astro Body	78 [†]	77.5	210.7	47.7	82	43.1	173.7	1515 ^{*§}	48.5 x 40.5
'05 Astro Van	75	77.5	189.8	47.2	80	37.1	170.4	1647	57.0 x 42.0

For detailed notes 1 through 14, see inside back cover.

* Estimated

† Height same as Astro Van with ladder rack

§ 1515 does not require partition



20U Pace Blue



37U Imperial Blue Metallic



41U Black



43U Yellow¹⁰



46U Blue Granite Metallic



50U Summit White



59U Silver Birch Metallic



66U Deep Ruby Metallic



74U Victory Red



85U Sunburst Orange Metallic



For more information, go to: www.gmfleet.com

CHASSIS CAB



CHEVROLET SILVERADO CLASSIC 3500 CHASSIS CAB

OVERVIEW

Chevrolet Silverado 3500 Classic Chassis Cab models offer two- and four-wheel drive models, regular or extended cabs and gas and diesel engines. Information on the next-generation Silverado family of trucks will be available online at gmfleet.com after August 1, 2006.

NEW FOR 2007

- Silverado 3500 Chassis Cab becomes 3500 Classic Chassis Cab
- AM/FM stereo with 6-disc CD changer audio system available on 1LT
- Steering wheel controls included on 2LT
- Recovery hooks standard on all models

ASSEMBLY PLANT

Pontiac, Michigan, USA

SELECTED OPTIONAL FEATURES

- Vortec 8100 V8 SFI (330 hp @ 4200 rpm)
- Duramax 6600 Turbo Diesel V8 (360 hp @ 3200 rpm)
- 4-speed heavy-duty automatic transmission
- Allison 1000 6-speed heavy-duty automatic transmission
- Alternative fuel conversion-ready engine
- XM Satellite Radio³
- OnStar 1-Year Safe and Sound Plan Service²
- Rear-window electric defogger
- Cruise control
- Heavy-duty automatic locking rear differential
- Solar-Ray deep-tinted glass

SELECTED STANDARD FEATURES

SAFETY AND SECURITY

- Dual-stage frontal air bags with passenger-side deactivation switch¹
- PASSlock II theft-deterrent system
- Rear child seat top tether anchor
- Daytime Running Lamps with automatic exterior control

EXTERIOR

- LT215/85R16D all-season blackwall tires with painted steel wheels¹⁴
- Intermittent front windshield wipers
- Halogen headlamps with automatic exterior lamp control
- Solar-Ray light-tinted glass
- Gray air dam

MECHANICAL

- Vortec 6000 V8 SFI (300 hp @ 4400 rpm)
- 5-speed manual transmission with overdrive
- Power steering
- 4-wheel antilock disc brakes
- Front independent and rear 3-stage springs suspension
- Floor-mounted shifter transfer case
- External engine oil cooler
- Heavy-duty 600 cold-cranking amps battery
- 105 amp alternator
- 4.10 ratio rear axle
- Hydroformed ladder-type frame
- Stainless steel muffler and tailpipe

INTERIOR

- Dual-zone manual climate control air conditioning
- Analog instrumentation with Driver Information Center
- 3-passenger front 40/20/40 split bench
- 3-passenger rear-folding bench
- Swing-out rear-quarter window
- AM/FM 4-speaker stereo
- 2 auxiliary power outlets
- Front and rear cupholders
- Tilt-Wheel steering column with brake-transmission shift interlock

Vehicles shown have been altered or upfitted with equipment supplied by independent suppliers. See Owner's Manual for information on alterations and warranties.

SPECIFICATIONS (in.)

MODEL #	CAB	DRIVE	WHEELBASE	GVWR (lbs. ⁵)	PAYLOAD (lbs. ⁶)	MAX. TRAILER WEIGHT (lbs. ⁷)	SEATING (f/r)
CC36003	Reg.	2WD	137	11400	5897	NA	3
CK36003	Reg.	4X4	137	12000	6226	NA	3
CC36403	Reg.	2WD	161.5	11400	5814	NA	3
CK36403	Reg.	4X4	161.5	12000	6113	NA	3
CC36053	Ext.	2WD	161.5	11400	5423	NA	3/3
CK36053	Ext.	4X4	161.5	12000	5728	NA	3/3

For detailed notes 1 through 14, see inside back cover.



For more information, go to: www.gmfleet.com

SPECIALTY VEHICLES

CHASSIS CAB



AMBULANCE PACKAGE

Chevrolet Silverado Classic offers the YF2 Ambulance Package on the 3500 Regular Cab Chassis Cab model. Standard features with the Ambulance Package include the Duramax 6600 Turbo Diesel with 620 lb.-ft. of torque, 6-speed Allison transmission, dual 105-amp alternators and GVWRs⁵ of 11,400 lbs. on 2-wheel drive and 12,000 lbs. on 4-wheel drive models.

VOCATIONAL BODY APPLICATIONS

Chevrolet Silverado Classic offers Chassis Cab configurations with either Regular or Extended Cab, offering unique qualities for those who need a chassis cab available in two- and four-wheel drive models with a choice of gasoline or diesel engines.



BOX DELETE WITH SERVICE BODY

Chevrolet Silverado Classic offers a "Box Delete" configuration with all cab types that provides a 55' 9" cab-to-axle that allows buyers to add almost any type of service body their job calls for.



15U Sandstone Metallic



16U Graystone Metallic



25U Dark Blue Metallic



41U Black



46U Blue Granite Metallic



47U Dark Green Metallic



50U Summit White



59U Silver Birch Metallic



63U Sport Red Metallic



74U Victory Red

CHASSIS CAB



GMC GMC CANYON CHASSIS CAB

OVERVIEW

GMC Canyon Chassis Cab is designed to give commercial truck buyers a solid platform to meet their vocational needs, seating for up to three and a GVWR⁵ of up to 5300 lbs.

NEW FOR 2007

- 3.7L DOHC 5-cylinder MFI engine (242 hp @ 5600 rpm)
- 125 amp alternator
- Three exterior colors: Sport Blue, Midnight Blue Metallic and Sonoma Red Metallic
- Two interior trims: Medium Pewter cloth or Medium Pewter vinyl
- Carpet or rubber floor available
- Two wheels: 15 in. steel wheels¹⁴

ASSEMBLY PLANT

Shreveport, Louisiana, USA

SELECTED OPTIONAL FEATURES

- Head curtain side-impact air bags for outboard seating positions with Passenger Sensing System¹
- Electronic traction control
- Mid Box Prep package
- Astro Body package
- Elongated fuel-filler neck
- Solar-Ray deep-tinted glass
- AM/FM stereo with CD/MP3 player
- Automatic-locking rear differential

SELECTED STANDARD FEATURES

SAFETY AND SECURITY

- Dual frontal air bags with Passenger Sensing System¹
- PASSlock theft-deterrent system
- Tire Pressure Monitoring System⁹
- 3-point safety belts for outboard positions with center bench lap belt
- Daytime Running Lamps

MECHANICAL

- 3.7 L DOHC L5 MFI (242 hp @ 5600 rpm)
- 4-wheel antilock front disc/rear drum brakes
- 4-speed automatic transmission
- 125 amps alternator
- Heavy-duty 690 CCA battery
- Rack-and-pinion power steering
- Front independent suspension with torsion bar
- Rear semi-floating axle suspension with 2-stage multi-leaf springs
- Insta-Trac electronic shift transfer case (4X4)

EXTERIOR

- P235/75R15 all-season blackwall tires
- Folding rearview mirrors
- Intermittent front windshield wipers
- Chrome bumpers
- Ebony air dam

INTERIOR

- 60/40 split-bench front seat
- Air conditioning
- Cruise control
- Analog instrumentation and Driver Information Center
- AM/FM stereo
- 2 auxiliary power outlets
- Tilt-Wheel steering column
- 4-spoke steering wheel


SPECIFICATIONS (in.)

MODEL #	CAB	BOX LENGTH	DRIVE	WHEELBASE	GVWR (lbs. ⁵)	PAYLOAD (lbs. ⁶)	SEATING
TS15603	Chassis	72.8	2WD	126	5300	NA	3

For detailed notes 1 through 14, see inside back cover.



For more information, go to: www.gmfleet.com



CHASSIS CAB



GMC GMC CANYON ASTRO BODY / MID BOX

ASTRO BODY OVERVIEW

The GMC Canyon Chassis Cab equipped with the new "Astro Body" provides all the utility of the GMC Astro Van in a lightweight package with more interior space. The fiberglass Astro Body is produced by Supreme Corporation and is 20 inches longer than the old Astro and exceeds it in cargo capacity with nearly 174 cubic feet⁴ of space.

MID BOX OVERVIEW

GMC Canyon with Mid Box Storage and Topper provides commercial users with secure and convenient storage (20 cu. ft. in the Mid Box and 125 cu. ft.⁴ in the Topper) packaged on a mid-size pickup chassis.

ASSEMBLY PLANT

Shreveport, Louisiana, USA

Vehicles shown have been altered or upfitted with equipment supplied by independent suppliers. See Owner's Manual for information on alterations and warranties.

SELECTED STANDARD FEATURES

ASTRO BODY FEATURES

- Astro Body vehicle height with ladder rack is same height as Astro Van with ladder rack for parking garage access
- Payload⁶ similar to Astro Van without required partition
- OEM door handles with ignition key coded lock cylinders
- Commercial grade door seals create water resistant interior
- Commercial grade door hinges
- Optional bin packages and floor mat for increased skid resistance
- Optional custom ladder racks

ASTRO BODY SAFETY/SECURITY FEATURES

- Velvac Mirrors assist in increase side and rear vision
- Interior camera screen operates in reverse gear for rearward visibility (with dimmer switch)
- Back-up camera system with integrated button mount on windshield enhances view behind vehicle

MID BOX STORAGE FEATURES

- Doors lock on both sides for secure storage
- Mounts across the back of the cab and is accessible from both sides
- Optional roll-out drawers to maintain cargo in rough terrain
- Available with or without drawers to allow storage of large containers
- Allows for separation of chemicals between the box and bed
- Optional auxiliary power outlet and lighted interior

MID BOX SECURITY FEATURES

- Contoured double-paneled door provides strength and integrates with Canyon styling
- Rotary latches, double-bitted keys and lock tumblers provide security for equipment
- Door handles and locks match those on the cab to give the Mid Box a finished look and feel
- Heavy duty seals make the interior of the Mid Box weather- and dust-resistant

SPECIFICATIONS (in.)

CAB	CLEARANCE OPENING AT DOOR (w & h)	O.A.L.	O.A.H.	O.A.W. (cu.ft.)	MID BOX CARGO VOLUME (cu.ft. ⁴)	TOPPER BED BOX CARGO VOLUME CAPACITY ⁴	MID BOX CARGO WEIGHT (lbs. ⁶)	OVERALL PAYLOAD AS EQUIPPED ⁶ (lbs. ⁶)
Mid Box	24 x 22	60	26	24	20	125	500 lbs.	NA

CAB	OVERALL HEIGHT	EXTERIOR WIDTH	OVERALL LENGTH	INTERIOR HEIGHT (c/l)	INTERIOR LENGTH	INTERIOR FLOOR SPACE (sq.ft.)	INTERIOR (cu.ft.)	PAYLOAD (lbs. ⁶)	REAR DOOR (w & h)
'07 Astro Body	78 [†]	77.5	210.7	47.7	82	43.1	173.7	1515 ^{*§}	48.5 x 40.5
'05 Astro Van	75	77.5	189.8	47.2	80	37.1	170.4	1647	57.0 x 42.0

For detailed notes 1 through 14, see inside back cover
* Estimated

† Height same as Astro Van with ladder rack
§ 1515 does not require partition



20U Sport Blue



37U Midnight Blue Metallic



41U Oynx Black



43U Flame Yellow¹⁰



46U Stealth Gray Metallic



50U Summit White



59U Silver Birch Metallic



66U Sonoma Red Metallic



74U Fire Red



85U Sunburst Orange Metallic



For more information, go to: www.gmfleet.com

CHASSIS CAB



GMC GMC SIERRA CLASSIC 3500 CHASSIS CAB

OVERVIEW

GMC Sierra 3500 Classic Chassis Cab models offer two- and four-wheel drive models, regular or extended cabs and powerful yet efficient engines. Information on the next-generation Sierra family of trucks will be available online at gmfleet.com after August 1, 2006.

NEW FOR 2007

- Sierra 3500 Chassis Cab becomes Sierra 3500 Classic Chassis Cab
- AM/FM stereo with 6-disc CD changer audio system available on 3SA
- Steering wheel controls included on 3SB
- Power door locks available on 1SA without Fleet or Government order types
- Recovery hooks standard on all models

ASSEMBLY PLANT

Pontiac, Michigan, USA

SELECTED OPTIONAL FEATURES

- Vortec 8100 V8 SFI (330 hp @ 4200 rpm)
- Duramax 6600 Turbo Diesel V8 (360 hp @ 3200 rpm)
- 4-speed heavy-duty automatic transmission
- Allison 1000 6-speed heavy-duty automatic transmission
- Alternative fuel conversion-ready engine
- XM Satellite Radio³
- OnStar 1-Year Safe and Sound Plan Service²
- Rear-window electric defogger
- Cruise control
- Heavy-duty automatic locking rear differential
- Solar-Ray deep-tinted glass

SELECTED STANDARD FEATURES

SAFETY AND SECURITY

- Dual-stage frontal air bags with passenger-side deactivation switch¹
- PASSlock II theft-deterrent system
- Rear child seat top tether anchor
- Daytime Running Lamps with automatic exterior control

MECHANICAL

- Vortec 6000 V8 SFI (300 hp @ 4400 rpm)
- 5-speed manual transmission with overdrive
- Power steering
- 4-wheel antilock disc brakes
- Front independent and rear 3-stage springs suspension
- Floor-mounted shifter transfer case
- External engine oil cooler
- Heavy-duty 600 cold-cranking amps battery
- 105 amp alternator
- 4.10 ratio rear axle
- Hydroformed ladder-type frame
- Stainless steel muffler and tailpipe

EXTERIOR

- LT215/85R16D all-season blackwall tires with painted steel wheels¹⁴
- Intermittent front windshield wipers
- Halogen headlamps with automatic exterior lamp control
- Dual cargo area lamps
- Solar-Ray light-tinted glass
- Gray air dam

INTERIOR

- Dual-zone manual climate control air conditioning
- Analog instrumentation with Driver Information Center
- 3-passenger front 40/20/40 split bench
- 3-passenger rear-folding bench
- Swing-out rear-quarter window
- AM/FM 4-speaker stereo
- 2 auxiliary power outlets
- Front and rear cupholders
- Tilt-Wheel steering column with brake-transmission shift interlock

Vehicles shown have been altered or upfitted with equipment supplied by independent suppliers. See Owner's Manual for information on alterations and warranties.

SPECIFICATIONS (in.)

MODEL #	CAB	DRIVE	WHEELBASE	GVWR (lbs. ⁵)	PAYLOAD (lbs. ⁶)	MAX. TRAILER WEIGHT (lbs. ⁷)	SEATING (f/r)
TC36003	Reg.	2WD	137	11400	5897	NA	3
TK36003	Reg.	4X4	137	12000	6226	NA	3
TC36403	Reg.	2WD	161.5	11400	5814	NA	3
TK36403	Reg.	4X4	161.5	12000	6113	NA	3
TC36053	Ext.	2WD	161.5	11400	5423	NA	3/3
TK36053	Ext.	4X4	161.5	12000	5728	NA	3/3

For detailed notes 1 through 14, see inside back cover.



For more information, go to: www.gmfleet.com

SPECIALTY VEHICLES

CHASSIS CAB



AMBULANCE PACKAGE

GMC Sierra Classic offers the YF2 Ambulance Package on the 3500 Regular Cab Chassis Cab models. Standard features with the Ambulance Package, include the Duramax 6600 Turbo Diesel with 620 lb.-ft. of torque, 6-speed Allison transmission, dual 105-amp alternators and GVWRs⁵ of 11,400 lbs. on 2-wheel drive and 12,000 lbs. on 4-wheel drive models.

VOCATIONAL BODY APPLICATIONS

GMC Sierra Classic offers Chassis Cab configurations with either Regular or Extended Cab, offering unique qualities for those who need a chassis cab available in two- and fourwheel drive models with a choice of gasoline or diesel engines.



BOX DELETE WITH SERVICE BODY

GMC Sierra Classic offers a "Box Delete" configuration with all cab types that provides a 55' 9" cab-to-axle that allows buyers to add almost any type of service body their job calls for.



15U Sandstone Metallic



16U Graystone Metallic



25U Dark Blue Metallic



41U Black



46U Blue Granite Metallic



47U Dark Green Metallic



50U Summit White



59U Silver Birch Metallic



63U Sport Red Metallic



74U Victory Red

PASSENGER VAN



BUICK TERRAZA

OVERVIEW

Buick Terraaza is loaded with power, safety features, comfort and convenience amenities and a 4-year/50,000-mile warranty that make this premium crossover sport van one of the most comprehensively equipped seven-passenger vehicles in the segment.

NEW FOR 2007

- OnStar 1-Year Directions and Connections Plan Service with Turn By Turn Navigation² standard (Fleet and Government delete)
- 17 inch 8-spoke aluminum wheels¹⁴
- Ride and Handling Suspension
- Three exterior colors: Light Quartz Metallic, Polar Blue Metallic, Gold Mist Metallic

MODEL LINEUP

CX/CX Plus/CXL FWD 4U12216

ASSEMBLY PLANT

Doraville, Georgia, USA

SPECIFICATIONS (in.)

Wheelbase	121.1
Overall length	205
Body width	75.2
Body width, with mirrors	85.7
Overall height	72.03
Cargo volume, maximum capacity (cu.ft. ⁴)	136.5
Fuel capacity (gal. ⁸)	25
Seating capacity (f/c/r)	2/2/3

For detailed notes 1 through 14, see inside back cover.

SELECTED STANDARD FEATURES

SAFETY AND SECURITY

- Dual-stage frontal air bags¹
- OnStar 1-Year Directions and Connections Plan Service with Turn By Turn Navigation²
- LATCH system for child safety seats
- Remote Keyless Entry
- Programmable power door locks
- PASS-Key III theft-deterrent system immobilizer
- Daytime Running Lamps

MECHANICAL

- 3.9L 3900 V6 SFI (240 hp @ 6000 rpm)
- Ride and Handling suspension
- 4-speed electronically controlled automatic transmission with overdrive
- 4-wheel antilock disc brakes
- Traction control
- StabiliTrak
- Rack-and-pinion power steering
- Automatic level control with air compressor and inflator kit
- Heavy-duty engine cooling system
- Maintenance-free battery with rundown protection
- Stainless steel exhaust

EXTERIOR

- P225/60R17 all-season blackwall tires with steel wheels¹⁴
- Heated power mirrors
- Roof-mounted luggage side rails
- Halogen headlamps
- Rear intermittent wiper
- Front and rear body-color bumpers

INTERIOR

- 7-passenger seating with front bucket, second-row captain's chairs and third-row 50/50 split-folding bench
- 6-way power driver's seat
- Removable second-row captain's chairs
- Dual-zone climate control
- AM/FM 8-speaker stereo with CD/MP3, equalizer and Theftlock
- Analog instrumentation with Driver Information Center
- Cruise control
- Front/second row side-folding utility tray
- Instrument panel center stack storage
- QuietTuning

SELECTED OPTIONAL FEATURES

- OnStar² fleet delete
- Power-sliding driver/passenger door sides, controlled by inside switch or key fob
- Rear auxiliary air conditioning/heating
- Ultrasonic Rear Parking Assist
- Entertainment system with overhead DVD-integrated with remote control
- Trailing provision package with wiring harness
- 17 in. aluminum wheels or Chrome-Tech aluminum wheels¹⁴
- Power rear quarter-vent windows
- Universal Home Remote
- XM Satellite Radio³



For more information, go to: www.gmfleet.com



14U Light Quartz Metallic



25U Ming Blue Metallic



35U Polar Blue Metallic



46U Slatestone Metallic



49U Dark Garnet Metallic



50U Frost White



51U Gold Mist Metallic



67U Platinum Metallic

PASSENGER VAN



CHEVROLET EXPRESS



OVERVIEW

Chevrolet Express Passenger Van combines outstanding passenger-carrying capacity with the added safety of GM's StabiliTrak vehicle stability enhancement system on 3500 series models.

NEW FOR 2007

- Vortec 5300 V8 engine standard on 1500 models
- Vortec 5300 V8 SFI Flex-Fuel engine available on 1500 Series models only
- Base exterior paint colors are Black, Summit White and Victory Red; all other colors available at additional charge
- Sliding passenger-side door and swing-out driver-side door packaged with rear air conditioning

MODEL LINEUP	RWB	EWB
G1500 RWD	CG13406	—
G1500 AWD	CH13406	—
G3500 RWD	CG33406	CG33706

ASSEMBLY PLANT

Wentzville, Missouri, USA

SPECIFICATIONS (in.)	RWB	EWB
Wheelbase	135	155
Overall length	224.1	244.1
Body width	79.4	79.4
Overall height	81.6	82
Cargo volume, with seats (cu.ft. ⁴)	204.0	236.3
Cargo volume, w/o seats (cu.ft. ⁴)	217.3	252.6
Fuel capacity (gal. ⁸)	31	31
Seating capacity	8-12	12-15

For detailed notes 1 through 14, see inside back cover.

SELECTED STANDARD FEATURES

SAFETY AND SECURITY

- Dual frontal air bags with passenger deactivation switch¹
- Child seat anchors
- PASSlock theft-deterrent system
- Daytime Running Lamps
- Steel-side door beams

MECHANICAL

- Vortec 5300 V8 SFI (295 hp @ 5200 rpm) (Standard on TG/CH13406)
- Vortec 6000 V8 SFI (300 hp @ 4400 rpm) (Standard on TG33406/33706)
- 4-speed electronically controlled automatic transmission
- 4-wheel antilock disc brakes
- Oil life monitor
- StabiliTrak (Standard only on 3500 models and not available on 1500)
- Power steering
- Front independent suspension
- Rear hypoid drive axle suspension
- 3.42 ratio rear axle
- Stainless steel muffler and tailpipe
- Ladder-type frame
- Battery rundown protection

EXTERIOR

- Front intermittent windshield wipers
- 16" all-season blackwall tires
- Solar Ray light-tinted glass
- Swing-out rear cargo door/side door windows
- Halogen headlamps

INTERIOR

- Single-zone manual air conditioning
- Analog instrumentation
- Front bucket seats
- 8- or 12-passenger seating
- AM/FM stereo
- Engine cover console with open storage bin, 3 cupholders, 2 power outlets
- Side-window defoggers
- Instrument panel-mounted tow/haul mode selector

SELECTED OPTIONAL FEATURES

- Rear air conditioning and heater
- Rear window electric defogger
- P245/75R16 all-season, white outlined-letter tires
- Heavy-duty battery
- AM/FM stereo with 6-disc CD changer, RDS¹² and 4 speakers
- Power windows and locks
- Cruise control and tilt steering wheel
- 8- or 15-passenger seating
- Solar Ray deep-tinted glass
- Outside-heated power mirrors



For more information, go to: www.gmfleet.com



15U Sandstone Metallic¹⁰



16U Graystone Metallic¹⁰



25U Dark Blue Metallic¹⁰



41U Black



47U Dark Green Metallic¹⁰



50U Summit White



59U Silver Birch Metallic¹⁰



63U Sport Red Metallic¹⁰



74U Victory Red

PASSENGER VAN



CHEVROLET UPLANDER

OVERVIEW

Chevrolet Uplander delivers the bold styling of an SUV, the passenger room and interior versatility of a van and the smooth ride of a sedan with seating for up to seven and numerous cargo configurations⁴ for both personal and commercial applications.

NEW FOR 2007

- Standard 3.9L 3900 V6 SFI (240 hp @ 6000 rpm)
- Entertainment system (optional)
- Available E85 Ethanol Flex Fuel Engine – available on EWB models July 2006 – available on RWB models January 2007
- Three exterior colors: Light Amethyst Metallic, Polar Blue Metallic, Gold Mist Metallic

MODEL LINEUP

	RWB	EWB
FWD	CU11416	CU12216

ASSEMBLY PLANT

Doraville, Georgia, USA

SPECIFICATIONS (in.)

	RWB	EWB
Wheelbase	113	121.1
Overall length	191	204.3
Body width, w/ mirrors	85.7	85.7
Body width, w/o mirrors	72	72
Overall height	70.46	72.03
Curb weight (lbs.)	4084	4470
Cargo vol., w/ front seat (cu.ft. ⁴)	120.1	136.5
Cargo vol., w/ front and center seats (cu.ft. ⁴)	71	74.1
Cargo vol., w/ front, center and rear seats (cu.ft. ⁴)	17.7	26.9
Fuel capacity (gal. ⁹)	20	25
Seating capacity (f/c/r)	2/2/3	2/2/3

For detailed notes 1 through 14, see inside back cover.

SELECTED STANDARD FEATURES

SAFETY AND SECURITY

- Dual-stage frontal air bags¹
- OnStar 1-Year Safe and Sound Plan Service²
- LATCH system for child safety seats
- Child security rear door locks
- Programmable power door locks
- PASS-Key III theft-deterrent system
- Daytime Running Lamps

MECHANICAL

- 3.9L 3900 V6 SFI (240 hp @ 6000 rpm)
- Soft Ride suspension
- 4-speed electronically controlled automatic transmission with overdrive
- 4-wheel antilock disc brakes
- Maintenance-free battery with rundown protection
- Stainless steel exhaust

EXTERIOR

- P225/60R17 all-season blackwall tires with steel wheels¹⁴
- Halogen headlamps
- Compact spare tire includes underbody carrier and hoist
- Front intermittent wipers
- Solar-Ray light-tinted glass

INTERIOR

- 7-passenger seating with second-row buckets and third-row 50/50 split-folding bench
- Air conditioning
- Auxiliary power outlet
- AM/FM 4-speaker stereo with CD/MP3, Theftlock and automatic volume
- Dual front cupholders
- Open storage below instrument panel
- Power front windows with driver Express-Down
- Tilt-Wheel steering column

SELECTED OPTIONAL FEATURES

- OnStar² fleet delete
- Second-row passenger-side integral child seat
- Trailering Provision package with heavy-duty cooling
- Remote Keyless Entry
- Cruise control
- Traction Control
- StabiliTrak
- StabiliTrak/Traction Control fleet delete
- Rear-window electric defogger
- Auxiliary rear air conditioning and heating
- Entertainment system with rear DVD, rear audio controls and 2 infra-red headphones
- Mobility Prep package



For more information, go to: www.gmfleet.com



14U Light Amethyst Metallic



25U Dark Blue Metallic



35U Polar Blue Metallic



46U Blue Granite Metallic



49U Bordeaux Red Metallic



50U Summit White



51U Gold Mist Metallic



67U Silverstone Metallic

PASSENGER VAN



GMC GMC SAVANA

OVERVIEW

GMC Savana Passenger Van combines outstanding passenger-carrying capacity with the added safety of GM's StabiliTrak vehicle stability enhancement system on 3500 series models.

NEW FOR 2007

- Vortec 5300 V8 engine standard on 1500 models
- Vortec 5300 V8 SFI Flex-Fuel engine available on 1500 models
- Base exterior paint colors are Onyx Black, Summit White and Fire Red; all other colors available at extra charge
- Sliding passenger-side door and swing-out driver-side door packaged with rear air conditioning

MODEL LINEUP	RWB	EWB
G1500 RWD	TG13406	—
G1500 AWD	TH13406	—
G3500 RWD	TG33406	TG33706

ASSEMBLY PLANT

Wentzville, Missouri, USA

SPECIFICATIONS (in.)	RWB	EWB
Wheelbase	135	155
Overall length	224.1	244.1
Body width	79.4	79.4
Overall height	81.6	82
Cargo volume, with seats (cu.ft. ⁴)	204.0	236.3
Cargo volume, w/o seats (cu.ft. ⁴)	217.3	252.6
Fuel capacity (gal. ⁹)	31	31
Seating capacity	8-12	12-15

SELECTED STANDARD FEATURES

SAFETY AND SECURITY

- Dual frontal air bags with passenger deactivation switch¹
- Child seat anchors
- PASSlock theft-deterrent system
- Daytime Running Lamps
- Steel-side door beams

MECHANICAL

- Vortec 5300 V8 SFI (295 hp @ 5200 rpm) (Standard on TG/CH13406)
- Vortec 6000 V8 SFI (300 hp @ 4400 rpm) (Standard on TG33406/33706)
- 4-speed electronically controlled automatic transmission
- 4-wheel antilock disc brakes
- Oil life monitor
- StabiliTrak (Standard only on 3500 models and not available on 1500)
- Power steering
- Front independent suspension
- Rear hypoid drive axle suspension
- 3.42 ratio rear axle
- Stainless steel muffler and tailpipe
- Ladder-type frame
- Battery rundown protection

EXTERIOR

- Front intermittent windshield wipers
- 16" all-season blackwall tires
- Solar Ray light-tinted glass
- Swing-out rear cargo door/side door windows
- Halogen headlamps

INTERIOR

- Single-zone manual air conditioning
- Analog instrumentation
- Front bucket seats
- 8- or 12-passenger seating
- AM/FM stereo
- Engine cover console with open storage bin, 3 cupholders, 2 power outlets
- Side-window defoggers
- Instrument panel-mounted tow/haul mode selector

SELECTED OPTIONAL FEATURES

- Rear air conditioning and heater
- Rear window electric defogger
- P245/75R16 all-season, white outlined-letter tires
- Heavy-duty battery
- AM/FM stereo with 6-disc CD changer, RDS¹² and 4 speakers
- Power windows and locks
- Cruise control and tilt steering wheel
- 8- or 15-passenger seating
- Solar Ray deep-tinted glass
- Outside-heated power mirrors

For detailed notes 1 through 14, see inside back cover.



For more information, go to: www.gmfleet.com



PASSENGER VAN



2006 model shown



SATURN RELAY

OVERVIEW

Saturn RELAY delivers safety, power and versatility with SUV-like style and cargo-carrying capability⁴. With its doors closed, the rear cargo system aligns with that of the folded third-row seat, providing a level load floor for carrying items behind the second row.

NEW FOR 2007

- Four exterior colors: Silver Plum, Polar Blue, Gold Mist, Cocoa (mid year)

MODEL LINEUP

RELAY 1	ZU12116
RELAY 2	ZU12216
RELAY 3	ZU12316

ASSEMBLY PLANT

Doraville, Georgia, USA

SPECIFICATIONS (in.)

Wheelbase	121.1
Overall length	204.9
Body width	72
Body width, with mirrors	85.7
Overall height	68.6
Curb weight (lbs.) (1/2/3)	4268/4282/4381
Cargo volume, with front seat (cu.ft. ⁴)	136.5
Cargo volume, with front and center seats (cu.ft. ⁴)	74.1
Cargo volume, with front, center and rear seats (cu.ft. ⁴)	26.9
GVWR (lbs. ⁵)	5622
Fuel capacity (gal. ⁸)	25
Seating capacity (f/c/r)	2/2/3

For detailed notes 1 through 14, see inside back cover.

SELECTED STANDARD FEATURES

SAFETY AND SECURITY

- Dual-stage frontal air bags with Passenger Sensing System¹
- OnStar 1-year Safe and Sound Plan Service²
- LATCH system for child safety seats
- Rear child security locks on sliding doors
- Programmable power door locks
- PASS-Key III theft-deterrent system
- Daytime Running Lamps

MECHANICAL

- 3.9L 3900 V6 SFI (240 hp @ 6000 rpm)
- 4-speed electronically controlled automatic transmission with overdrive
- Soft Ride suspension
- Traction control
- StabiliTrak
- Rack-and-pinion power steering
- 4-wheel antilock disc brakes
- 4-wheel hydraulic-power disc brakes
- Front-wheel drive
- Heavy-duty engine cooling system
- Stainless steel exhaust

EXTERIOR

- P225/60R17 all-season blackwall tires with steel wheels¹⁴
- Power mirrors
- Halogen headlamps
- Black lower moldings/cladding

INTERIOR

- 7-passenger seating with front deluxe captain's chairs, second-row buckets and third-row 50/50 split-folding, stowable bench
- Single-zone air conditioning
- AM/FM 8-speaker stereo with CD/MP3 and speed-compensated volume
- Floor console with open storage (RELAY 1 only)
- Analog instrumentation with Driver Information Center
- Retained accessory power
- First-row seatback storage
- Power front windows with driver Express-Down

SELECTED OPTIONAL FEATURES

- Side-impact air bags for front and second-row outboard seating positions¹
- XM Satellite Radio³
- Rear auxiliary air conditioning/heating
- 6-way power driver/front passenger heated seats
- Second row captain's chairs
- Remote vehicle starter system
- Extended-range Remote Keyless Entry
- Trailering provision package with wiring harness
- Sport suspension



For more information, go to: www.gmfleet.com



14U Silver Plum



25U Midnight Blue



35U Polar Blue



46U Coastal Grey



49U Black Cherry



50U Polar White



51U Gold Mist



67U Silver Pearl



81U Cocoa

CARGO VAN



CHEVROLET EXPRESS



OVERVIEW

Chevrolet Express is the ideal choice for fullsize cargo van buyers, delivering dependable performance and innovative features including all-wheel drive, a left-hand-side hinged entry/load door and special Work Truck packages for unique applications.

NEW FOR 2007

- Vortec 5300 V8 SFI Flex-Fuel engine available on 1500 Series models only
- Base exterior paint colors are now Black, Summit White and Victory Red; all other colors available at additional charge
- Interior door panels for side and rear doors offered as a Free Flow option
- Dual 145 amp alternators available as a Free Flow option with Duramax 6600 Turbo Diesel V8 engine

MODEL LINEUP	RWD	AWD
G1500 RWB	CG13405	CH13405
G2500 RWB	CG23405	—
G2500 EWB	CG23705	—
G3500 RWB	CG33405	—
G3500 EWB	CG33705	—

ASSEMBLY PLANT

Wentzville, Missouri, USA

SPECIFICATIONS (in.)	RWB	EWB
Wheelbase	135	155
Overall length	224.1	244.1
Body width	79.4	79.4
Overall height	81.6	82
Cargo volume with seats (cu.ft. ⁴)	225.1	261.6
Cargo volume w/o seats (cu.ft. ⁴)	267.3	316.8
Fuel capacity (gal. ⁸)	31	31
Seating capacity	2	2

For detailed notes 1 through 14, see inside back cover.

‡ Additional charge and not available with rear body and color – colored halo trim

SELECTED STANDARD FEATURES

SAFETY AND SECURITY

- Dual frontal air bags with passenger deactivation switch¹
- PASSLock theft-deterrent system
- Daytime Running Lamps
- Steel-side door beams

MECHANICAL

- Vortec 4300 V8 MFI (195 hp @ 4600 rpm) (Standard on 1500 RWD model)
- Vortec 5300 V8 SFI (295 hp @ 5200 rpm) (Standard on 1500 AWD model)
- Vortec 4800 V8 SFI (285 hp @ 5200 rpm) (Standard on 2500/3500 model)
- 4-speed electronically controlled automatic transmission
- 4-wheel antilock disc brakes
- Oil life monitor
- Power steering
- Front independent suspension
- Rear hypoid drive axle suspension
- 3.42 ratio rear axle
- Aluminized stainless steel muffler and tailpipe
- Ladder-type frame
- Battery rundown protection

EXTERIOR

- Front intermittent windshield wipers
- 16" all-season blackwall tires
- Solar Ray light-tinted glass
- Swing-out 60/40 split passenger-side door
- Halogen headlamps

INTERIOR

- Single-zone manual air conditioning
- Analog instrumentation
- Front bucket seats
- Engine cover console with open storage bin, 3 cupholders, 2 power outlets
- Side-window defoggers
- Instrument panel-mounted tow/haul mode selector

SELECTED OPTIONAL FEATURES

- Vortec 5300 V8 SFI (295 hp @ 5200 rpm)
- Vortec 5300 V8 SFI FlexFuel (295 hp @ 5200 rpm)
- Vortec 6000 V8 SFI (300 hp @ 4400 rpm)
- Duramax 6600 Turbo Diesel V8 (250 hp @ 3200 rpm)
- Driver-side only front air bag¹
- Rear air conditioning and heater
- Power windows and locks
- Cruise control and tilt wheel
- AM/FM stereo with CD, random select and 2 speakers
- 6-way power adjuster driver seat
- Solar Ray deep-tinted glass
- Heavy-duty battery



For more information, go to: www.gmfleet.com



15U Sandstone Metallic¹⁰



16U Graystone Metallic¹⁰



25U Deep Blue Metallic¹⁰



41U Black



47U Dark Green Metallic¹⁰



50U Summit White



59U Silver Birch Metallic¹⁰



63U Sport Red Metallic^{10‡}



74U Victory Red

CARGO VAN



CHEVROLET UPLANDER

OVERVIEW

Chevrolet Uplander Cargo Van is available in 2007 as an ideal choice for commercial use, either as a cargo carrier⁴ or upfitted with equipment racks for plumbers, electricians and other trades.

NEW FOR 2007

- Standard 3.9L V6 engine (240 hp)
- Available light-duty suspension
- Available opaque glass
- Three exterior colors: Light Amethyst Metallic, Polar Blue Metallic, Gold Mist Metallic
- Fully finished interior liner standard
- Available E85 Ethanol Flex Fuel Engine – available July 2006

MODEL LINEUP

FWD EWB Cargo Van CU12216

ASSEMBLY PLANT

Doraville, Georgia, USA

SPECIFICATIONS (in.)

	EWB
Wheelbase	121.1
Overall length	204.3
Body width, with mirrors	85.7
Overall height	72
Curb weight (lbs.)	4470
Cargo volume (cu.ft. ⁴)	136.5
GVWR (lbs. ⁵)	5842
Fuel capacity, (gal. ⁸)	25
Payload (lbs. ⁶)	1674
Max Towing Capacity (lbs. ⁷)	3500
Width @ Wheelhouse	48.3
Cargo floor length	100

For detailed notes 1 through 14, see inside back cover.

SELECTED STANDARD FEATURES

SAFETY AND SECURITY

- Dual-stage frontal air bags¹
- LATCH system for child safety seats
- Programmable power door locks
- PASS-Key III theft-deterrent system
- Daytime Running Lamps

MECHANICAL

- 3.9L 3900 V6 SFI (240 hp @ 6000 rpm)
- Front-wheel drive
- 4-speed electronically controlled automatic transmission with overdrive
- 4-wheel antilock disc brakes
- StabiliTrak
- Traction control
- Battery rundown protection
- 105 amp alternator
- Stainless-steel exhaust system

Vehicles shown have been altered or upfitted with equipment supplied by independent suppliers. See Owner's Manual for information on alterations and warranties.

EXTERIOR

- P225/60R17 all-season blackwall tires with steel wheels¹⁴
- Halogen headlamps
- Compact spare tire includes underbody carrier and hoist
- Front intermittent wipers
- Solar-Ray light-tinted glass
- Power mirrors

INTERIOR

- 3-passenger seating with single crew seat
- Air conditioning
- Auxiliary power outlet
- Instrumentation
- AM/FM 4-speaker stereo with CD/MP3, Theftlock and automatic volume
- Dual front cupholders
- Open storage below instrument panel
- Power front windows with driver Express-Down
- Tilt-Wheel steering column
- Finished rear wall liner covering

SELECTED OPTIONAL FEATURES

- Front side-impact air bags¹
- Rear-window electric defogger
- Opaque glass
- Packages: Commercial Business Choice Upfit, Adrian Steel/Masterack Upfitters and OEM Systems
- Light Duty Suspension
- StabiliTrak and traction control fleet delete



For more information, go to: www.gmfleet.com



14U Light Amethyst Metallic



25U Dark Blue Metallic



35U Polar Blue Metallic



46U Blue Granite Metallic



49U Bordeaux Red Metallic



50U Summit White



51U Gold Mist Metallic



67U Silverstone Metallic

CARGO VAN



GMC GMC SAVANA



OVERVIEW

GMC Savana is the ideal choice for fullsize cargo van buyers, delivering dependable performance and innovative features including all-wheel drive, a left-hand-side hinged entry/load door and special Work Truck packages for unique applications.

NEW FOR 2007

- Vortec 5300 V8 SFI Flex-Fuel engine available on 1500 Series models only
- Base exterior paint colors are now Onyx Black, Summit White and Fire Red; all other colors available at additional charge
- Interior door panels for side and rear doors offered as a Free Flow option
- Dual 145 amp alternators available as a Free Flow option with Duramax 6600 Turbo Diesel V8 engine


MODEL LINEUP	RWD	AWD
G1500 RWB	TG13405	TH13405
G2500 RWB	TG23405	—
G2500 EWB	TG23705	—
G3500 RWB	TG33405	—
G3500 EWB	TG33705	—

ASSEMBLY PLANT

Wentzville, Missouri, USA

SPECIFICATIONS (in.)	RWB	EWB
Wheelbase	135	155
Overall length	224.1	244.1
Body width	79.4	79.4
Overall height	81.6	82
Cargo volume with seats (cu.ft. ⁴)	225.1	261.6
Cargo volume w/o seats (cu.ft. ⁴)	267.3	316.8
Fuel capacity (gal. ⁸)	31	31
Seating capacity	2	2

For detailed notes 1 through 14, see inside back cover.
 ‡ Additional charge and not available with rear body and color – colored halo trim



For more information, go to: www.gmfleet.com

SELECTED STANDARD FEATURES

SAFETY AND SECURITY

- Dual frontal air bags with passenger deactivation switch¹
- PASSlock theft-deterrent system
- Daytime Running Lamps
- Steel-side door beams

MECHANICAL

- Vortec 4300 V8 MFI (195 hp @ 4600 rpm) (Standard on 1500 RWD model)
- Vortec 5300 V8 SFI (295 hp @ 5200 rpm) (Standard on 1500 AWD model)
- Vortec 4800 V8 SFI (285 hp @ 5200 rpm) (Standard on 2500/3500 model)
- 4-speed electronically controlled automatic transmission
- 4-wheel antilock disc brakes
- Oil life monitor
- Power steering
- Front independent suspension
- Rear hypoid drive axle suspension
- 3.42 ratio rear axle
- Aluminized stainless steel muffler and tailpipe
- Ladder-type frame
- Battery rundown protection

EXTERIOR

- Front intermittent windshield wipers
- 16" all-season blackwall tires
- LT225/75R16E all-season blackwall tires
- Solar Ray light-tinted glass
- Swing-out 60/40 split passenger-side door
- Halogen headlamps

INTERIOR

- Single-zone manual air conditioning
- Analog instrumentation
- Front bucket seats
- Engine cover console with open storage bin, 3 cupholders, 2 power outlets
- Side-window defoggers
- Instrument panel-mounted tow/haul mode selector

SELECTED OPTIONAL FEATURES

- Vortec 5300 V8 SFI (295 hp @ 5200 rpm)
- Vortec 5300 V8 SFI FlexFuel (295 hp @ 5200 rpm)
- Vortec 6000 V8 SFI (300 hp @ 4400 rpm)
- Duramax 6600 Turbo Diesel V8 (250 hp @ 3200 rpm)
- Driver-side only front air bag¹
- Rear air conditioning and heater
- Power windows and locks
- Cruise control and tilt wheel
- AM/FM stereo with CD, random select and 2 speakers
- 6-way power adjuster driver seat
- Solar Ray deep-tinted glass
- Heavy-duty battery



15U Sand Beige Metallic¹⁰



16U Steel Gray Metallic¹⁰



25U Deep Blue Metallic¹⁰



41U Onyx Black



47U Polo Green Metallic¹⁰



50U Summit White



59U Silver Birch Metallic¹⁰



63U Sport Red Metallic^{10‡}



74U Fire Red



CHEVROLET EXPRESS CUTAWAY

OVERVIEW

Chevrolet Express Cutaway offers end-users and upfitters flexibility and durability with available 139-inch, 159-inch and 177-inch wheelbase lengths, single or dual rear wheels and three engine choices.

NEW FOR 2007

- Front axle rating with Duramax 6600 Turbo Diesel V8 engine and 12,300 lb. GVWR⁵ is now 4,600 lbs.
- Dual 145 amp alternators available as a Free Flow option with Duramax 6600 Turbo Diesel V8 engine
- Ambulance Package (YF2) now available with 12,300 lbs. GVWR⁵
- Outside wide-stance sail panel mounted (Velvac) mirrors
- Base exterior paint colors are now Black, Summit White and Victory Red; other colors available at additional charge

ASSEMBLY PLANT

Wentzville, Missouri, USA

SELECTED OPTIONAL FEATURES

- Ambulance, RV and school bus packages
- Vortec 6000 V8 SFI (300 hp @ 4400 rpm)
- Duramax 6600 Turbo Diesel V8 (250 hp @ 3200 rpm)
- Driver-side only front air bag¹
- 57 gal. fuel tank capacity (gas only)
- 4-speed heavy-duty electronically controlled automatic transmission
- AM/FM stereo with 6-disc CD changer, RDS¹² and 2 speakers
- Power windows and locks
- Cruise control and tilt steering wheel
- Heavy-duty battery (gas only)

SELECTED STANDARD FEATURES

SAFETY AND SECURITY

- Dual frontal air bags with passenger deactivation switch¹
- PASSlock theft-deterrent system
- Daytime Running Lamps
- Steel-side door beams

EXTERIOR

- Front intermittent windshield wipers
- 16" all-season blackwall tires
- Solar Ray light-tinted glass
- Black-painted front bumper with step pad
- Halogen headlamps

MECHANICAL

- Vortec 4800 V8 MFI (285 hp @ 5200 rpm) (Standard on 503/803)
- Vortec 6000 V8 SFI (300 hp @ 4400 rpm) (Standard on 903)
- 4-speed electronically controlled, heavy-duty automatic transmission
- 4-wheel antilock disc brakes
- Oil life monitor
- Power steering
- Front independent suspension
- Rear hypoid drive axle suspension
- 4.10 ratio rear axle
- Aluminized stainless steel muffler and tailpipe
- Ladder-type frame
- Battery rundown protection

Vehicles shown have been altered or upfitted with equipment supplied by independent suppliers. See Owner's Manual for information on alterations and warranties.

INTERIOR

- Single-zone manual air conditioning
- Front bucket seats
- Analog instrumentation
- Heater/defogger with front/side window defoggers
- 2 auxiliary power outlets
- Instrument panel-mounted tow/haul mode selector
- Front passenger assist handle
- Radio provisions

SPECIFICATIONS (in.)

MODEL #	WHEELBASE	GVWR (lbs. ⁵)	PAYLOAD (lbs. ⁶)	MAX. TRAILER WEIGHT (lbs. ⁷)	SEATING
CG33503	139	9600	5072	NA	2
CG33803	159	10000	5152	NA	2
CG33903	177	12000	7105	NA	2

For detailed notes 1 through 14, see inside back cover.



For more information, go to: www.gmfleet.com





GMC GMC SAVANA CUTAWAY

OVERVIEW

GMC Savana Cutaway offers the flexibility and durability to make it the full-size cutaway van of choice for both end-users and upfitters with multiple wheelbases, single or dual rear wheels and three engine choices.

NEW FOR 2007

- Front axle rating with Duramax 6600 Turbo Diesel V8 engine and 12,300 lb. GVWR⁵ is now 4,600 lbs.
- Dual 145 amp alternators available as a Free Flow option with Duramax 6600 Turbo Diesel V8 engine
- Ambulance Package now available with 12,300 lbs. GVWR⁵
- Base exterior paint colors are now Onyx Black, Summit White and Fire Red; other colors available at additional charge
- Outside wide-stance sail panel mounted (velvac) mirrors

ASSEMBLY PLANT

Wentzville, Missouri, USA

SELECTED OPTIONAL FEATURES

- Ambulance, RV and school bus packages
- Vortec 6000 V8 SFI (300 hp @ 4400 rpm)
- Duramax 6600 Turbo Diesel V8 (250 hp @ 3200 rpm)
- Driver-side only front air bag¹
- 57 gal. fuel tank capacity (gas only)
- 4-speed heavy-duty electronically controlled automatic transmission
- AM/FM stereo with 6-disc CD changer, RDS¹² and 2 speakers
- Power windows and locks
- Cruise control and tilt steering wheel
- Heavy-duty battery (gas only)

SELECTED STANDARD FEATURES

SAFETY AND SECURITY

- Dual frontal air bags with passenger deactivation switch¹
- PASSlock theft-deterrent system
- Daytime Running Lamps
- Steel-side door beams

MECHANICAL

- Vortec 4800 V8 MFI (285 hp @ 5200 rpm) (Standard on 503/803)
- Vortec 6000 V8 SFI (300 hp @ 4400 rpm) (Standard on 903)
- 4-speed electronically controlled, heavy-duty automatic transmission
- 4-wheel antilock disc brakes
- Oil life monitor
- Power steering
- Front independent suspension
- Rear hypoid drive axle suspension
- 4.10 ratio rear axle
- Aluminized stainless steel muffler and tailpipe
- Ladder-type frame
- Battery rundown protection

EXTERIOR

- Front intermittent windshield wipers
- 16" all-season blackwall tires
- Solar Ray light-tinted glass
- Black-painted front bumper with step pad
- Halogen headlamps

INTERIOR

- Single-zone manual air conditioning
- Front bucket seats
- Analog instrumentation
- Heater/defogger with front/side window defoggers
- 2 auxiliary power outlets
- Instrument panel-mounted tow/haul mode selector
- Front passenger assist handle
- Radio provisions

Vehicles shown have been altered or upfitted with equipment supplied by independent suppliers. See Owner's Manual for information on alterations and warranties.

SPECIFICATIONS (in.)

MODEL #	WHEELBASE	GVWR (lbs. ⁵)	PAYLOAD (lbs. ⁵)	MAX. TRAILER WEIGHT (lbs. ⁷)	SEATING
TG33503	139	9600	5072	NA	2
TG33803	159	10000	5152	NA	2
TG33903	177	12000	7105	NA	2

For detailed notes 1 through 14, see inside back cover.



For more information, go to: www.gmfleet.com



MEDIUM DUTY



CHEVROLET KODIAK C4500/C5500

OVERVIEW

Chevrolet Kodiak's C4500 and C5500 series medium duty trucks meet the diverse needs of commercial customers with a large selection of wheelbases, model configurations, class ratings and powertrains.

NEW FOR 2007

- Allison TranSynd (MBT) base in all Allison transmissions
- Stabilizer bar (GS4) increases stiffness to improve handling
- Allison 6-speed 1000 MH and 2200 MH transmissions for motorhome applications
- 22.5 in. wheels and tires for C4500 4x4 regular cab
- LED roof marker lights
- 35-gallon fuel tank for 4x4 diesel regular cab
- 2-person passenger seat without under-seat storage
- Air seat supplier (Gramag)
- RPO Metallic paint – Graystone, Indigo Blue and Dark Green – additional cost

MODEL LINEUP	Reg. Cab GVWR ⁵	Crew Cab GVWR ⁵
C4500	16,000-17,500	17,500
C5500	18,000-26,000	18,000-26,000

DRIVETRAIN LAYOUT

Front-engine, RWD, 4X2/4X4

ASSEMBLY PLANT

Flint, Michigan, USA

Vehicles shown have been altered or upfitted with equipment supplied by independent suppliers. See Owner's Manual for information on alterations and warranties.

For detailed notes 1 through 14, see inside back cover.

SELECTED FEATURES

BODY STYLES

- Regular Cab (1-3 person)
- Crew Cab (1-6 person)
- Cutaway Chassis Cab (Motorhome, Commercial, School Bus, Shuttle Bus)

MECHANICAL

- 2-wheel or 4-wheel drive (Regular and Crew Cab)
- Vortec 8.1L V8 (325 hp / 450 lb.ft. torque)
- Duramax 6.6L Turbo-diesel V8 (300 hp / 520 or 605 lb. ft. torque)
- 5-speed automatic Allison 1000 HS transmission with Gen IV controls
- Allison 2200 HS 5-speed automatic transmission
- Other Allison transmissions available including RDS, PTS and EVS 6-speed versions
- 6-speed Allison 1000 MH and 2200 MH-series motor home transmissions
- 4-wheel antilock disc brakes

- Up to 80 KSI frame yield strength
- Front I-beam axle with taper-leaf springs and shock absorbers
- 8,000 lb. front-drive axle (4x4)
- Exhaust brake

EXTERIOR

- Cowl-mounted folding mirrors
- Exterior assist handles
- Assist steps
- Daytime Running Lamps
- LED roof-marker lights

INTERIOR

- High back front bucket seats
- High-back air suspension seats
- Common vehicle keys for fleets
- Hystec™ front cab mounts
- Air conditioning
- AM/FM stereo with cassette/CD provisions
- PTO provisions

SPECIFICATIONS (in.)

MODEL	WHEELBASE	CA	CE	OVERALL LENGTH	BODY LENGTHS (ft.)
REGULAR CAB	128	60	100	203	8-9
	152	84	146	248	10-12
	176	108	178	280	10-16
	188	120	204	306	12-18
(C5500 only)	194	126	210	312	14-18
(C5500 only)	206	138	222	324	16-20
(C5500 only)	224	156	240	343	16-22
CREW CAB	169	60	121	265	8-10
	194	84	147	290	10-12
	217	108	192	335	12-16
	229	120	204	347	14-16
	(C5500 only)	235	126	210	354



Black



Graystone Metallic¹⁰



Dark Green Metallic¹⁰



Indigo Blue Metallic¹⁰



Summit White



Victory Red



For more information, go to: www.gmfleet.com

MEDIUM DUTY



CHEVROLET KODIAK C6500/C7500/C8500

OVERVIEW

Chevrolet Kodiak C6500/7500/8500 models are the workhorses of the medium duty line-up, offering commercial customers GVWRs⁵ up to 61,000 lbs. on the C8500 series. Regular cab, crew cab (with room for up to six) and chassis cab configurations are all available.

NEW FOR 2007

- Allison Gen IV transmission controls
- Allison Extended Service Coverage improved for many Allison vocational models
- TranSynd synthetic lube

MODEL LINEUP	GVW CLASS	GVWR ⁵
C6500	6	22,000-26,000 lbs.
C7500	7	25,950-37,600 lbs.
C8500	8	33,000-42,600 lbs.
C8500 Tandem	8	46,000-61,000 lbs.

ASSEMBLY PLANT

Flint, Michigan, USA

Vehicles shown have been altered or upfitted with equipment supplied by independent suppliers. See Owner's Manual for information on alterations and warranties.

For detailed notes 1 through 14, see inside back cover.



For more information, go to: www.gmfleet.com

SELECTED FEATURES

BODY STYLES

- Regular Cab (1-3 person)
- Crew Cab (1-6 person)
- Cutaway Chassis Cab (1-3 person)

MECHANICAL

- Vortec 8.1L gas (295 hp / 440 lb.ft. torque)
- Isuzu 6H Turbo Diesel I-6 (200-300 hp / 520-860 lb. ft. torque)
- Caterpillar Turbo Diesel C-7 (207-300 hp / 520-860 lb. ft. torque)
- Allison 2300 HS 5-speed automatic transmission
- Allison Gen IV transmission controls
- 2200, 2500, 3000 and 3500 5- and 6-speed automatic transmissions
- Allison 3000 RDS 6-speed automatic transmission
- Eaton-Fuller manual transmissions
- 4-channel antilock disc brakes
- 4-channel air brakes
- Electronic traction control available
- Driver-controlled rear differential locking brakes
- Frame yield strength up to 120,000 psi
- 50-gallon fuel tank plus additional tanks
- Green color diesel engine fuel cap

- Front parabolic taper-leaf springs suspension and shock absorbers - multi-leaf on heavier application
- Rear multi-leaf springs suspension and shock absorbers
- Rear taper-leaf and air suspensions for single axle

EXTERIOR

- Large windshield/sloped hood for increased visibility
- Intermittent windshield wipers
- LED roof marker lights
- Wheel-cut to 53 degrees for tight turns
- Lighted, electric, heated mirrors

INTERIOR

- High back front bucket seats
- 2-passenger seat with/without underseat storage
- Driver/passenger air seats
- Rear bench seat (crew cab)
- Common vehicle keys for fleets
- Storage in door stepwells
- Air conditioning
- Cruise control
- Tilt-Wheel steering column
- AM/FM stereo with cassette/CD provisions
- PTO provisions

SPECIFICATIONS (in.)

MODEL	WHEELBASE	CA	CE	OVERALL LENGTH	BODY LENGTHS (ft.)
C6500 REGULAR CAB	128-296	60-228	135.3-351.1	240.3-456	8-30
C6500 CUTAWAY CAB	128-296	62.5-230.5	137-253.6	240.3-456	8-28
CREW CAB-ALL MODELS	194-260	84.9-150	147.8-263.1	293.8-409.2	8-20
C7500, C8500					
REGULAR & CUTAWAY CAB	140-296	72-228	135.3-351.1	240.3-456	8-30



Black



Graystone Metallic¹⁰



Dark Green Metallic¹⁰



Indigo Blue Metallic¹⁰



Summit White



Victory Red

MEDIUM DUTY



 **CHEVROLET-SERIES**

OVERVIEW

Chevrolet T-Series cab forwards offer the ruggedness of a medium duty truck combined with enhanced maneuverability with a lineup that includes the single-axle, tandem axle and tractor options. The T-Series is available in GVWRs⁵ of 24,350 lbs. to 56,000 lbs. and 11 wheelbase and cab-to-axle choices.

NEW FOR 2007

- Allison Transmission Extended Service Coverage improved for many Allison vocational models
- Allison Gen IV transmission controls on all T-Series
- TranSynd synthetic lube
- Allison 2200 and 3000/3500 series

MODEL LINEUP	CLASS	GVWR ⁵
T6500 Single Axle	6	24,350-26,000 lbs.
T7500 Single Axle	7	25,950-33,000 lbs.
T8500 Single Axle	8	33,001-39,000 lbs.
T8500 Tandem Axle	8	52,320-56,000 lbs.

ASSEMBLY PLANT

Flint, Michigan, USA

Vehicles shown have been altered or upfitted with equipment supplied by independent suppliers. See Owner's Manual for information on alterations and warranties.

For detailed notes 1 through 14, see inside back cover.

SELECTED FEATURES

BODY STYLES

- Single Axle Regular Cab (1-3 persons)
- Tandem Axle Regular Cab (1-3 persons)

MECHANICAL

- Isuzu 6H Turbo Diesel I-6 (200-300 hp / 520-860 lb. ft. torque)
- Allison Gen IV transmission controls
- Allison 2500 HS 5-speed automatic transmission
- Allison 3000/3500 RDS (C8500)
- Eaton-Fuller manual transmissions
- 4-channel antilock hydraulic brakes
- Air brakes
- Electronic traction control
- Frame yield strength up to 120,000 KSI
- 50-gallon fuel tank with additional 50-gallon tank
- Front taper-leaf springs suspension – multi-leaf on heaviest applications
- Rear multi-leaf springs suspension
- Taper leaf and shock absorbers and air suspension on single rear-axle
- Variable-ratio power steering
- Daily service checks without tilting cab
- Green color diesel engine fuel cap

EXTERIOR

- Big windshield for excellent visibility
- Easy cab tilt
- Daytime Running Lamps
- Assist handles
- Anti-slip tread steps
- Wheel-cut to 53 degrees for tight turns

INTERIOR

- High back front bucket seats
- Air suspension driver's seat
- Center passenger seat
- Overhead console
- Storage behind seats
- Instrumentation with tachometer
- Air conditioning
- Cruise control
- AM/FM Stereo
- PTO provisions

SPECIFICATIONS (in.)

MODEL	WHEELBASE	CA	CE	OVERALL LENGTH	BODY LENGTHS (ft.)
REGULAR CAB					
T6500	128-260	97-229	150.9-349.1	240.2-438.5	10-32
T7500	128-260	97-229	150.9-349.1	240.2-438.5	10-32
T8500	128-260	97-229	150.9-349.1	240.2-438.5	10-32
TANDEM REG. CAB					
T8500	152-260	121-229	195.9-349.1	285.3-438.5	14-32



Arctic White



For more information, go to: www.gmfleet.com

MEDIUM DUTY



CHEVROLET W-SERIES

OVERVIEW

Chevrolet W-Series medium duty trucks feature a highly efficient, low cab forward design that provides outstanding visibility and maneuverability, with more space on the chassis to mount larger bodies. The W-Series models offer a choice of the Vortec 6000 SFI V8 gasoline engine or the 5.2L turbo intercooled diesel.

NEW FOR 2007

- 50 state emission certification for all W-series chassis

MODEL LINEUP

MODEL	GVWR ⁵
W3500	12,000
W4500	14,500
W5500	17,950
W5500 HD	19,500
W4500	14,500
W5500	17,950

ASSEMBLY PLANT

Janesville, Wisconsin, USA
Fujisawa, Japan

Vehicles shown have been altered or upfitted with equipment supplied by independent suppliers. See Owner's Manual for information on alterations and warranties.

For detailed notes 1 through 14, see inside back cover.

SELECTED FEATURES

MECHANICAL

- Vortec 6000 V8 with 300 hp and 360 lb.-ft. of torque
- GM 4-speed OD automatic transmission w/lockup converter (W3500 and W4500 gas models)
- 5.2L IZU 4HK1-TC Turbo/Intercooled 4-cylinder engine with 190 hp and 387 lb.-ft. of torque
- Aisin 4-speed OD automatic transmission w/lockup converter available (diesel models)
- 6-speed OD fully synchronized manual transmission (diesel only) 4-channel antilock, front disc/rear drum brakes
- 30-gallon in-rail fuel tank with optional 33-gallon side-mounted tank available on diesel models
- Front taper leaf suspension with shock absorber and stabilizer bar
- Rear multi-leaf with shock absorber
- Frame with yield strength 44,000 psi and RBM 316,800
- Integral power steering

EXTERIOR

- Low cab forward design for maximum body length and excellent weight distribution
- Cab tilts forward 45 degrees with torsion assist
- Two-way roof ventilator
- 16-in. wheels¹⁴ (W3500 Gas & Diesel, W4500 Diesel)
- 19.5-in. wheels¹⁴ (W4500 Gas, W5500 & W5500HD)
- 215/85R16E all-season tires (W3500 Gas & Diesel, W4500 Diesel)
- 225/70R19.5F all-season tires (W4500 Gas, W5500 & W5500 HD)

INTERIOR

- Reclining high back driver seat with two fold-down seats; crew cab adds room for 4 more
- Air conditioning
- Cruise control
- Tilt and telescoping steering column
- AM/FM stereo with CD player
- Fold-down center seat workstation
- Power windows and door locks
- Tachometer standard on diesel models

SPECIFICATIONS (in.)

MODEL	CAB	WHEELBASE	CA	ENGINE	GVWR (lbs. ⁵)	Box Sizes (ft)
W3500	Regular	109	88.4	Gas or Diesel	12,000	10-12
W4500	Regular	132.5	111.9	Gas or Diesel	14,500	12-14
W5500	Regular	150	129.4	Diesel	17,950	16
W5500 HD	Regular	176	155.4	Diesel	19,500	18-20
W4500	Crew	150	88.9	Diesel	14,500	12-16
W5500	Crew	176	114.9	Diesel	17,950	12-16



For more information, go to: www.gmfleet.com

MEDIUM DUTY



GMC GMC TOPKICK C4500/C5500

OVERVIEW

GMC Topkick's C4500 and C5500 series medium duty trucks meet the diverse needs of commercial customers with a wide selection of wheelbases, model configurations, class ratings and powertrains.

NEW FOR 2007

- Allison TranSynd (MBT) base in all Allison transmissions
- Stabilizer bar (GS4) increases stiffness to improve handling
- Allison 6-speed 1000 MH replaces 5-speed for motorhome applications
- Available 22.5 in. wheels and tires for C4500 4x4 regular cab
- Available LED roof marker lights
- 35-gallon fuel tank for 4x4 diesel regular cab
- 2-person passenger seat without under-seat storage
- Air seat supplier (Gramag)
- RPO Metallic paint – Graystone, Indigo Blue and Dark Green – additional cost

MODEL LINEUP	Reg. Cab GVWR ⁵	Crew Cab GVWR ⁵
C4500	16,000-17,500	17,500
C5500	18,000-26,000	18,000-26,000

DRIVETRAIN LAYOUT

Front-engine, RWD, 4X2/4X4

ASSEMBLY PLANT

Flint, Michigan, USA

Vehicles shown have been altered or upfitted with equipment supplied by independent suppliers. See Owner's Manual for information on alterations and warranties.

SELECTED FEATURES

BODY STYLES

- Regular Cab (1-3 person)
- Crew Cab (1-6 person)
- Cutaway Chassis Cab (Motorhome, Commercial, School Bus, Shuttle Bus)

MECHANICAL

- 2-wheel or 4-wheel drive (Regular and Crew Cab)
- Vortec 8.1L V8 (325 hp / 450 lb.ft. torque)
- Duramax 6.6L Turbo-diesel V8 (300 hp / 520 or 605 lb. ft. torque)
- 5-speed automatic Allison 1000 HS transmission with Gen IV controls
- Allison 2200 HS 5-speed automatic transmission
- Other Allison transmissions available including RDS, PTS and EVS. 6-speed versions
- 6-speed Allison 1000 MH and 2200 MH-series motor home transmissions
- 4-wheel antilock disc brakes

- Up to 80 KSI frame yield strength
- Front I-beam axle with taper-leaf springs and shock absorbers
- 8,000 lb. front-drive axle (4x4)
- Exhaust brake

EXTERIOR

- Cowl-mounted folding mirrors
- Exterior assist handles
- Assist steps
- Daytime Running Lamps
- LED roof-marker lights

INTERIOR

- High back front bucket seats
- High-back air suspension seats
- Common vehicle keys for fleets
- Hystec™ front cab mounts
- Air conditioning
- AM/FM stereo with cassette/CD provisions
- PTO provisions

SPECIFICATIONS (in.)

MODEL	WHEELBASE	CA	CE	OVERALL LENGTH	BODY LENGTHS (ft.)
REGULAR CAB	128	60	100	203	8-9
	152	84	146	248	10-12
	176	108	178	280	10-16
	188	120	204	306	12-18
(C5500 only)	194	126	210	312	14-18
(C5500 only)	206	138	222	324	16-20
(C5500 only)	224	156	240	343	16-22
CREW CAB	169	60	121	265	8-10
	194	84	147	290	10-12
	217	108	192	335	12-16
	229	120	204	347	14-16
	(C5500 only)	235	126	210	354

For detailed notes 1 through 14, see inside back cover.



For more information, go to: www.gmfleet.com



Black



Graystone Metallic¹⁰



Dark Green Metallic¹⁰



Indigo Blue Metallic¹⁰



Summit White



Victory Red

MEDIUM DUTY



GMC GMC TOPKICK C6500/C7500/C8500

OVERVIEW

GMC TopKick C6500/7500/8500 models are the workhorses of the medium duty lineup, offering commercial customers GVWRs⁵ up to 61,000 lbs. on the C8500 series. Regular cab, crew cab (with room for up to six) and chassis cab configurations are all available.

NEW FOR 2007

- Allison Gen IV transmission controls
- Allison Extended Service Coverage improved for many Allison vocational models
- TranSynd synthetic lube

MODEL LINEUP	GVW CLASS	GVWR ⁵
C6500	6	22,000-26,000 lbs.
C7500	7	25,950-37,600 lbs.
C8500	8	33,000-42,600 lbs.
C8500 Tandem	8	46,000-61,000 lbs.

DRIVETRAIN LAYOUT

Front-engine, rear-wheel drive

ASSEMBLY PLANT

Flint, Michigan, USA

Vehicles shown have been altered or upfitted with equipment supplied by independent suppliers. See Owner's Manual for information on alterations and warranties.

SELECTED FEATURES

BODY STYLES

- Regular Cab (1-3 person)
- Crew Cab (1-6 person)
- Cutaway Chassis Cab (1-3 person)

MECHANICAL

- Vortec 8.1L gas (295 hp / 440 lb.ft. torque)
- Isuzu 6H Turbo Diesel I-6 (200-300 hp / 520-860 lb. ft. torque)
- Caterpillar Turbo Diesel C-7 (207-300 hp / 520-860 lb. ft. torque)
- Allison 2300 HS 5-speed automatic transmission
- Allison Gen IV transmission controls
- 2200, 2500, 3000 and 3500 5- and 6-speed automatic transmissions
- Allison 3000 RDS 6-speed automatic transmission
- Eaton-Fuller manual transmissions
- 4-channel antilock disc brakes
- 4-channel air brakes
- Electronic traction control available
- Driver-controlled rear differential locking brakes
- Frame yield strength up to 120,000 psi
- 50-gallon fuel tank plus additional tanks
- Green color diesel engine fuel cap

- Front parabolic taper-leaf springs suspension and shock absorbers - multi-leaf on heavier application
- Rear multi-leaf springs suspension and shock absorbers
- Rear taper-leaf and air suspensions for single axle

EXTERIOR

- Large windshield/sloped hood for increased visibility
- Intermittent windshield wipers
- LED roof marker lights
- Wheel-cut to 53 degrees for tight turns
- Lighted, electric, heated mirrors

INTERIOR

- High back front bucket seats
- 2-passenger seat with/without underseat storage
- Driver/passenger air seats
- Rear bench seat (crew cab)
- Common vehicle keys for fleets
- Storage in door stepwells
- Air conditioning
- Cruise control
- Tilt-Wheel steering column
- AM/FM stereo with cassette/CD provisions
- PTO provisions

SPECIFICATIONS (in.)

MODEL	WHEELBASE	CA	CE	OVERALL LENGTH	BODY LENGTHS (ft.)
C6500 REGULAR CAB	128-296	60-228	135.3-351.1	240.3-456	8-30
C6500 CUTAWAY CAB	128-296	62.5-230.5	137-253.6	240.3-456	8-28
CREW CAB-ALL MODELS	194-260	84.9-150	147.8-263.1	293.8-409.2	8-20
C7500, C8500					
REGULAR & CUTAWAY CAB	140-296	72-228	135.3-351.1	240.3-456	8-30

For detailed notes 1 through 14, see inside back cover.



For more information, go to: www.gmfleet.com



Black



Graystone Metallic¹⁰



Dark Green Metallic¹⁰



Indigo Blue Metallic¹⁰



Summit White



Victory Red

MEDIUM DUTY



GMC GMC T-SERIES

OVERVIEW

GMC T-Series cab forwards offer the ruggedness of a medium duty truck combined with enhanced maneuverability with a lineup that includes the single-axle, tandem axle and tractor options. The T-Series is available in GVWRs⁵ of 24,350 lbs. to 56,000 lbs. and 11 wheelbase and cab-to-axle choices.

NEW FOR 2007

- Allison Transmission Extended Service Coverage improved for many Allison vocational models
- Allison Gen IV transmission controls on all T-Series
- TranSynd synthetic lube
- Allison 2200 and 3000/3500 series

MODEL LINEUP	CLASS	GVWR ⁵
T6500 Single Axle	6	24,350-26,000 lbs.
T7500 Single Axle	7	25,950-33,000 lbs.
T8500 Single Axle	8	33,001-39,000 lbs.
T8500 Tandem Axle	8	52,320-56,000 lbs.

ASSEMBLY PLANT

Flint, Michigan, USA

Vehicles shown have been altered or upfitted with equipment supplied by independent suppliers. See Owner's Manual for information on alterations and warranties.

SELECTED FEATURES

BODY STYLES

- Single Axle Regular Cab (1-3 persons)
- Tandem Axle Regular Cab (1-3 persons)

MECHANICAL

- Isuzu 6H Turbo Diesel I-6 (200-300 hp / 520-860 lb. ft. torque)
- Allison Gen IV transmission controls
- Allison 2500 HS 5-speed automatic transmission
- Allison 3000/3500 RDS (C8500)
- Eaton-Fuller manual transmissions
- 4-channel antilock hydraulic brakes
- Air brakes
- Electronic traction control
- Frame yield strength up to 120,000 KSI
- 50-gallon fuel tank with additional 50-gallon tank
- Front taper-leaf springs suspension – multi-leaf on heaviest applications
- Rear multi-leaf springs suspension
- Taper leaf and shock absorbers and air suspension on single rear-axle
- Variable-ratio power steering
- Daily service checks without tilting cab
- Green color diesel engine fuel cap

EXTERIOR

- Big windshield for excellent visibility
- Easy cab tilt
- Daytime Running Lamps
- Assist handles
- Anti-slip tread steps
- Wheel-cut to 53 degrees for tight turns

INTERIOR

- High back front bucket seats
- Air suspension driver's seat
- Center passenger seat
- Overhead console
- Storage behind seats
- Instrumentation with tachometer
- Air conditioning
- Cruise control
- AM/FM Stereo
- PTO provisions

SPECIFICATIONS (in.)

MODEL	WHEELBASE	CA	CE	OVERALL LENGTH	BODY LENGTHS (ft.)
REGULAR CAB					
T6500	128-260	97-229	150.9-349.1	240.2-438.5	10-32
T7500	128-260	97-229	150.9-349.1	240.2-438.5	10-32
T8500	128-260	97-229	150.9-349.1	240.2-438.5	10-32
TANDEM REG. CAB					
T8500	152-260	121-229	195.9-349.1	285.3-438.5	14-32

For detailed notes 1 through 14, see inside back cover.



Arctic White



For more information, go to: www.gmfleet.com

MEDIUM DUTY



GMC GMC W-SERIES

OVERVIEW

GMC W-Series medium duty trucks feature a highly efficient, low cab forward design that provides outstanding visibility and maneuverability, with more space on the chassis to mount larger bodies. The W-Series models offer a choice of the Vortec 6000 SFI V8 gasoline engine or the 5.2L turbo intercooled diesel.

NEW FOR 2007

- 50 state emission certification for all W-Series chassis

MODEL LINEUP

	GVWR ⁵
W3500	12,000
W4500	14,500
W5500	17,950
W5500 HD	19,500
W4500	14,500
W5500	17,950

ASSEMBLY PLANT

Janesville, Wisconsin, USA
Fujisawa, Japan

Vehicles shown have been altered or upfitted with equipment supplied by independent suppliers. See Owner's Manual for information on alterations and warranties.

For detailed notes 1 through 14, see inside back cover.

SELECTED FEATURES

MECHANICAL

- Vortec 6000 V8 with 300 hp and 360 lb.-ft. of torque
- GM 4-speed OD automatic transmission w/lockup converter (W3500 and W4500 gas models)
- 5.2L Isuzu 4HK1-TC Turbo/Intercooled 4-cylinder engine with 190 hp and 387 lb.-ft. of torque
- Aisin 4-speed OD automatic transmission w/lockup converter available (diesel models)
- 6-speed OD fully synchronized manual transmission (diesel only) 4-channel antilock, front disc/rear drum brakes
- 30-gallon in-rail fuel tank with optional 33-gallon side-mounted tank available on diesel models
- Front taper leaf suspension with shock absorber and stabilizer bar
- Rear multi-leaf with shock absorber
- Frame with yield strength 44,000 psi and RBM 316,800
- Integral power steering

EXTERIOR

- Low cab forward design for maximum body length and excellent weight distribution
- Cab tilts forward 45 degrees with torsion assist
- Two-way roof ventilator
- 16-in. wheels¹⁴ (W3500 Gas & Diesel, W4500 Diesel)
- 19.5-in. wheels¹⁴ (W4500 Gas, W5500 & W5500HD)
- 215/85R16E all-season tires (W3500 Gas & Diesel, W4500 Diesel)
- 225/70R19.5F all-season tires (W4500 Gas, W5500 & W5500 HD)

INTERIOR

- Reclining high back driver seat with two fold-down seats; crew cab adds room for 4 more
- Air conditioning
- Cruise control
- Tilt and telescoping steering column
- AM/FM stereo with CD player
- Fold-down center seat workstation
- Power windows and door locks
- Tachometer standard on diesel models

SPECIFICATIONS (in.)

MODEL	CAB	WHEELBASE	CA	ENGINE	GVWR (lbs. ⁵)	Box SIZES (ft)
W3500	Regular	109	88.4	Gas or Diesel	12,000	10-12
W4500	Regular	132.5	111.9	Gas or Diesel	14,500	12-14
W5500	Regular	150	129.4	Diesel	17,950	16
W5500 HD	Regular	176	155.4	Diesel	19,500	18-20
W4500	Crew	150	88.9	Diesel	14,500	12-16
W5500	Crew	176	114.9	Diesel	17,950	12-16



For more information, go to: www.gmfleet.com

POLICE/SPECIAL SERVICE



CHEVROLET IMPALA POLICE PACKAGE

OVERVIEW

Chevrolet Impala for police and special service use offers large-car utility with mid-size agility and is offered in 9C1 (marked) and 9C3 (unmarked) models. GM offers law enforcement users the value and convenience of one-stop shopping for all of their needs.

NEW FOR 2007

- 3.9L 3900 V6 engine with Active Fuel Management replaces previous 3.9L 3900 V6
- Two exterior colors: Precision Red and Bordeaux Red

MODEL LINEUP

9C1 Police Package	1WS19
9C3 Undercover Police Package	1WS19

ASSEMBLY PLANT

Oshawa, Ontario, Canada

Vehicle shown with optional equipment from an independent supplier. See Owner's Manual for information on alterations and warranties.

SPECIFICATIONS (in.)

Wheelbase	110.5
Overall length	200.4
Overall width	72.9
Overall height	58.7
Cargo volume (cu.ft. ⁴)	18.6
Fuel capacity (gal. ⁸)	17
Seating capacity, standard (f/r)	2/3

For detailed notes 1 through 14, see inside back cover.

SELECTED STANDARD FEATURES

SAFETY AND SECURITY

- Dual-stage frontal air bags with Passenger Sensing System¹
- Rear door child safety locks
- Power programmable door locks with lockout protection
- Tire Pressure Monitoring System⁹
- Warning tones
- Daytime Running Lamps

MECHANICAL

- 3.9L V6 (240 hp @ 5800 rpm)
- 4-speed heavy-duty automatic transmission
- 4-wheel antilock disc brakes with Police Calibration and heavy-duty front brake pads
- Rack-and-pinion power steering
- 750 CCA battery with rundown protection
- Stainless steel exhaust
- Firm ride and handling 4-wheel independent suspension with increased ride height springs and heavy-duty front and rear stabilizer bars
- Engine, steering and transmission oil cooling

EXTERIOR

- 9C1 marked or 9C3 unmarked packages
- P225/60R16 all-season blackwall tires with heavy-duty steel wheels¹⁴
- Two-sided random code keys for driver door and ignition only
- Rear-window electric defogger
- Two-sided steel exterior body panels except roof
- Power mirrors
- Intermittent front windshield wipers with anti-lift blades

INTERIOR

- 9C1 - front bucket seats with 6-way power driver and passenger adjuster
- 9C3 - front 40/20/40 split-bench with 6-way power driver and passenger adjuster
- Air conditioning
- Cruise control
- Tinted glass
- 140 mph-certified analog instrumentation with Driver Information Center
- AM/FM stereo with CD
- 2 auxiliary power outlets
- Tilt-Wheel steering column

SELECTED OPTIONAL FEATURES

- Daytime Running Lamps and automatic headlights fleet delete
- Head-curtain side-impact air bags for front and rear outboard positions¹
- Remote Keyless Entry with 6 added remotes for fleet
- Common vehicle fleet keys
- Inside rear doors/windows inoperative
- Spotlamps
- Horn/siren/speaker wiring
- Remote vehicle start



For more information, go to: www.gmfleet.com



27U Precision Red



37U Imperial Blue Metallic



40U White



41U Black



42U Dark Silver Metallic



49U Bordeaux Red



53U Amber Bronze Metallic



67U Silverstone Metallic



CHEVROLET TAHOE POLICE PACKAGE

OVERVIEW

The 2007 Chevrolet Tahoe PPV Police and Chevrolet Tahoe Special Service models are available to accommodate applications such as K9 and special tactics use.

NEW FOR 2007

- Vortec 5300 V8 with Active Fuel Management and FlexFuel E85 capability
- 4-speed electronic automatic transmission
- Available roof-mounted head curtain side air bags¹
- Larger four-wheel disc brakes with four-channel ABS
- AutoTrac electronic transfer case (4X4 model)
- StabiliTrak stability control system with Proactive Roll Avoidance technology (4X4 model)

MODEL LINEUP

2WD PPV	CC10706
4x4 5W4 Special Service	CK10706

ASSEMBLY PLANT

Arlington, Texas, USA

SPECIFICATIONS (in.)

	2WD	4X4
Wheelbase	116	116
Overall length	202	202
Body width	79	79
Overall height	73.9	76.9
Curb weight	5265	5524
Cargo volume (cu.ft. ⁴)	108.9	108.9
Payload (lbs. ⁵)	1835	1776
GVWR (lbs. ⁵)	7100	7300
Fuel capacity (gal. ⁶)	26	26
Seating capacity (f/m/r)	2/3	3/3

SELECTED STANDARD FEATURES

SAFETY AND SECURITY

- Dual-stage frontal air bags with Passenger Sensing System¹
- PASS-Key III theft-deterrent system
- Power programmable door locks with lockout protection
- Remote Keyless Entry
- Tire Pressure Monitoring System⁹
- Daytime Running Lamps

MECHANICAL

- 5.3L Vortec V8 (320 hp @ 5200 rpm)
- Active Fuel Management capable of running on unleaded or E85 ethanol mixtures (E85 is 85% ethanol, 15% gasoline)
- 4-speed automatic transmission with overdrive
- 4-wheel antilock heavy-duty disc brakes with Vacuum Boost Power Assist
- StabiliTrak (4X4 model)
- Multi-link rear suspension with coil springs and stabilizer bar
- Electronic AutoTrac transfer case with push-button controls (4X4 model)
- Heavy-duty high-capacity radiator and electric fans (2WD model)

EXTERIOR

- P265/70R17 all-season blackwall tires with heavy-duty steel wheels¹⁴ (2WD)
- Rear-window electric defogger
- Two front recovery hooks
- Power heated mirrors
- Two-sided random code keys for driver door and ignition only

INTERIOR

- Front bucket seats with 6-way power driver (2WD model)
- Front 40/20/40 split-bench with 6-way power driver (4X4 model)
- Rear 60/40 split-folding bench
- Dual-zone air climate control with auxiliary rear air conditioning/heat
- 140 mph-certified analog instrumentation (2WD model)
- Instrumentation with 120 analog speedometer (4X4 model)
- AM/FM stereo with CD/MP3

SELECTED OPTIONAL FEATURES

- Daytime Running Lamps and automatic headlights fleet delete
- Head-curtain side-impact air bags for front and rear outboard positions¹
- Remote Keyless Entry with 6 added remotes for fleet
- Common vehicle fleet keys
- Inside rear doors/windows inoperative
- Skid plates package (4X4 model)
- Chassis package off-road suspension (4X4 model)
- P265/70R17 on/off road tires (4X4 model)
- Horn/siren/speaker/grille lamps wiring
- External transmission oil cooler (4X4 model)
- Spotlamps

For detailed notes 1 through 14, see inside back cover.

Vehicle shown with optional equipment from an independent supplier. See Owner's Manual for information on alterations and warranties.



For more information, go to: www.gmfleet.com



POLICE/SPECIAL SERVICE



CHEVROLET EXPRESS TRANSPORT

OVERVIEW

Chevrolet Express Police Transport Van combines outstanding passenger-carrying capacity with the added safety of GM's StabiliTrak vehicle stability enhancement system on 12 and 15-passenger models.

NEW FOR 2007

- Base exterior paint colors are Black, Summit White and Victory Red; other colors available at additional charge
- Sliding passenger-side door and swing-out driver-side door packaged with rear air conditioning

MODEL LINEUP

G3500 CG33706

ASSEMBLY PLANT

Wentzville, Missouri, USA

SPECIFICATIONS (in.)

Wheelbase	155
Overall length	244.1
Body width	79.4
Overall height	82
Fuel capacity (gal. ⁹)	31
Seating capacity	12-15

For detailed notes 1 through 14, see inside back cover.

SELECTED STANDARD FEATURES

SAFETY AND SECURITY

- Dual frontal air bags with passenger deactivation switch¹
- Child seat anchors
- PASSLock theft-deterrent system
- Daytime Running Lamps
- Steel-side door beams

MECHANICAL

- Vortec 6000 V8 SFI (300 hp @ 4400 rpm)
- 4-speed electronically controlled automatic transmission
- 4-wheel antilock disc brakes
- Oil life monitor
- StabiliTrak
- Power steering
- Front independent/rear hypoid drive axle suspension
- 3.73 ratio rear axle
- Stainless steel muffler and tailpipe
- Battery rundown protection

EXTERIOR

- Front intermittent windshield wipers
- LT245/75R16E all-season blackwall tires
- Solar Ray light-tinted glass
- Swing-out rear cargo door/side door windows
- Halogen headlamps

INTERIOR

- Single-zone manual air conditioning
- Analog instrumentation
- Front bucket seats
- 12-passenger seating
- AM/FM stereo
- Engine cover console with open storage bin, 3 cupholders, 2 power outlets
- Side-window defoggers
- Instrument panel-mounted tow/haul mode selector
- Black vinyl floor mat

Vehicle shown with optional equipment from an independent supplier. See Owner's Manual for information on alterations and warranties.

SELECTED OPTIONAL FEATURES

- Rear air conditioning and heater
- Rear window electric defogger
- AM/FM stereo with CD
- Power windows and locks
- Cruise control and tilt steering wheel
- 15-passenger seating
- Solar Ray deep-tinted glass
- Outside-heated power mirrors
- Sliding side door
- Trailering equipment
- Cold climate package



For more information, go to: www.gmfleet.com



15U Sandstone Metallic¹⁰



16U Graystone Metallic¹⁰



25U Dark Blue Metallic¹⁰



41U Black



47U Dark Green Metallic¹⁰



50U Summit White



59U Silver Birch Metallic¹⁰



63U Sport Red Metallic¹⁰



74U Victory Red



Uplander shown with Sit-N-Lift

BUICK TERRAZA CHEVROLET UPLANDER



OVERVIEW

Chevrolet Uplander and Buick Terraza offer the GM-exclusive Sit-N-Lift™ power seat as well as mobility prep options to facilitate a lowered floor conversion (for wheelchair accessibility) by aftermarket companies. A long list of safety features and versatile interior choices make the 2007 Chevrolet Uplander and Buick Terraza especially accommodating to those with special needs.

NEW FOR 2007

- 3.9L 3900 V6 SFI engine
- Available 240 hp 3.9L V6 FlexFuel engine with E85 capability (mid-year)
- Available dual zone air conditioning system with individual controls for driver and front seat passenger
- Available carpeted and color-keyed floor mats
- Available 17 in. aluminum wheels¹⁴
- Available 17 in. 5-spoke bright chrome-clad aluminum wheels¹⁴
- Three exterior colors: Light Amethyst Metallic, Polar Blue Metallic, Gold Mist Metallic

MODEL LINEUP

Uplander FWD	CU12216
Terraza FWD	4U12216

ASSEMBLY PLANT

Doraville, Georgia, USA

SPECIFICATIONS (in.)

Wheelbase	121.1
Overall length	204.3
Body width, w/ mirrors	85.7
Body width, w/o mirrors	72
Overall height	72
Curb weight, (lbs.)	4470
Cargo vol., w/ front seat (cu.ft. ⁴)	136.5
Cargo vol., w/ front and center seats (cu.ft. ⁴)	74.1
Cargo vol., w/ front, center and rear seats (cu.ft. ⁴)	26.9
Fuel capacity (gal. ⁹)	25
Seating capacity (f/c/r)	2/2/3

For detailed notes 1 through 14, see inside back cover

SELECTED STANDARD FEATURES

SAFETY AND SECURITY

- Dual-stage front air bags with Passenger Sensing System¹
- OnStar 1-year Safe & Sound Plan Service² (fleet delete available)
- PASS-Key III theft-deterrent system
- Daytime Running Lamps and automatic lamp control

MECHANICAL

- 3.9L 3900 V6 with 240 hp
- 4-speed automatic transmission
- 4-wheel disc brakes with anti-lock system
- 4-wheel independent suspension
- Power rack-and-pinion steering
- Maintenance-free battery with rundown protection

EXTERIOR

- Intermittent front windshield wipers
- Folding, power rearview mirrors
- P225/60R17 all-season tires
- Rear liftgate

INTERIOR

- Front reclining bucket seats
- 3rd-row 50/50 split-folding bench seat (fleet delete available)
- Air conditioning
- Overhead rail system
- Power programmable door locks
- Tilt adjustable steering column
- Power windows
- AM/FM stereo with CD/MP3

SELECTED OPTIONAL FEATURES

- Sit-N-Lift™ (AQW) power lift-and-lower seat for 2nd-row right side includes remote control and slide-out foot rest. Available on FWD models with 2nd-row captain's chairs
- Mobility Prep Package (Y3G) Family Use, to lower floor, includes 2nd-row seats removed
- Mobility Prep Package (Y3H) Paratransit, to lower floor, includes 2nd-row seats removed, heavy-duty cooling, heavy-duty springs (Uplander)
- Paratransit Package Upgrade also includes power sliding passenger-side door, Remote Keyless Entry, power rear quarter windows, side-impact air bags, cruise control and Climate Package (Uplander)
- Side-impact air bags, driver and front passenger¹
- Automatic level control
- All-speed traction control (std. Terraza)
- Luggage rack side rails (std. Terraza)
- Aluminum wheels¹⁴
- StabiliTrak - Stability Control System (std. Terraza)



For more information, go to: www.gmfleet.com



14U Light Amethyst Metallic



25U Dark Blue Metallic



35U Polar Blue Metallic



46U Blue Granite Metallic



49U Bordeaux Red Metallic



50U Summit White



51U Gold Mist Metallic



67U Silverstone Metallic

MOBILITY



CHEVROLET EXPRESS MOBILITY

OVERVIEW

Chevrolet Express is the ideal choice for fullsize van buyers in 2007. For raised roof applications the Express Cargo Mobility (Y3G – Family Use and Y3H - Paratransit) is available in 2500 and 3500 models in both regular and extended wheel base lengths. For lowered floor applications Express Passenger Mobility with the new Z4G option is available.

NEW FOR 2007

- Base exterior paint colors are now Black and Summit White; other colors have an additional charge

MODEL LINEUP

	RWB	EWB
G2500 RWD	CG23405 CG23406	CG23705
G3500 RWD	CG33405	CG33705

ASSEMBLY PLANT

Wentzville, Missouri, USA

SPECIFICATIONS (in.)

	RWB	EWB
Wheelbase	135	155
Overall length	224.1	244.1
Body width	79.4	79.4
Overall height	81.6	82
Cargo volume with seats (cu.ft. ³)	225.1	261.6
Cargo volume w/o seats (cu.ft. ³)	267.3	316.8
Fuel capacity (gal. ⁸)	31	31
Seating capacity	2	2

For detailed notes 1 through 14, see inside back cover.

SELECTED STANDARD FEATURES

SAFETY AND SECURITY

- Frontal air bags¹ with passenger side deactivation switch (passenger side fleet delete available on Y3H)
- PASSLock theft-deterrent system
- Daytime Running Lamps

EXTERIOR

- Intermittent front windshield wipers
- Swing-out 60/40 passenger-side doors
- Swing out rear doors
- Folding rearview mirrors
- Stainless steel exhaust system

MECHANICAL

- Vortec 6000 V8 with 300 hp
- Oil Life Monitor
- 4-speed automatic transmission
- Independent front suspension
- 4-wheel disc brakes with antilock system
- Power steering
- Heavy-duty battery with rundown protection

INTERIOR

- Temporary driver seat (Y3G)
- Front high-back, reclining bucket seats (driver only avail.) (Y3H)
- Console with storage, 3 cupholders, 2 power outlets
- Front passenger assist handle
- Power door locks and windows (Y3G)
- Air conditioning
- AM/FM stereo; Y3G includes CD player

Vehicles shown have been altered or upfitted with equipment supplied by independent suppliers. See Owner's Manual for information on alterations and warranties

SELECTED OPTIONAL FEATURES

- Mobility Prep Package (Y3G) Family Use
- Mobility Prep Package (Y3H) Paratransit
- National Mobility Equipment Dealers Association (NMEDA) Lowered Floor Prep Package (Z4G) (excludes StabiliTrak)
- Rear locking differential
- Swing-out 60/40 Driver side door (Y3G)
- Cruise control and tilt adjustable steering column (Y3H)
- Power windows and door locks (Y3H)
- Remote Keyless entry (Y3G)
- Rear air conditioning/heater
- Trailering equipment



16U Graystone Metallic¹⁰



25U Deep Blue Metallic¹⁰



41U Black



47U Dark Green Metallic¹⁰



50U Summit White



59U Silver Birch Metallic¹⁰



63U Sport Red Metallic¹⁰



For more information, go to: www.gmfleet.com



OVERVIEW

GMC Savana is the ideal choice for fullsize van buyers in 2007. For raised roof applications the Savana Cargo Mobility (Y3G – Family Use and Y3H - Paratransit) is available in 2500 and 3500 models in both regular and extended wheel base lengths. For lowered floor applications Savana Passenger Mobility with the new Z4G option is available.

NEW FOR 2007

- Base exterior paint colors are now Onyx Black, Summit White; other colors have an additional charge

MODEL LINEUP	RWB	EWB
G2500 RWB	TG23405	TG23705
	TG23406	
G3500 RWB	TG33405	TG33705

ASSEMBLY PLANT

Wentzville, Missouri, USA

SPECIFICATIONS (in.)	RWB	EWB
Wheelbase	135	155
Overall length	224.1	244.1
Body width	79.4	79.4
Overall height	81.6	82
Cargo volume with seats (cu.ft. ⁴)	225.1	261.6
Cargo volume w/o seats (cu.ft. ⁴)	267.3	316.8
Fuel capacity (gal. ⁸)	31	31
Seating capacity	2	2

For detailed notes 1 through 14, see inside back cover.

SELECTED STANDARD FEATURES

SAFETY AND SECURITY

- Frontal air bags¹ with passenger side deactivation switch (passenger side fleet delete available on Y3H)
- PASSLock theft-deterrent system
- Daytime Running Lamps

MECHANICAL

- Vortec 6000 V8 with 300 hp
- Oil Life Monitor
- 4-speed automatic transmission
- Independent front suspension
- 4-wheel disc brakes with antilock system
- Power steering
- Heavy-duty battery with rundown protection

EXTERIOR

- Intermittent front windshield wipers
- Swing-out 60/40 passenger-side doors
- Swing out rear doors
- Folding rearview mirrors
- Stainless steel exhaust system

INTERIOR

- Temporary driver seat (Y3G)
- Front high-back, reclining bucket seats (driver only avail.) (Y3H)
- Console with storage, 3 cupholders, 2 power outlets
- Front passenger assist handle
- Power door locks and windows (Y3G)
- Air conditioning
- AM/FM stereo; Y3G includes CD player

Vehicles shown have been altered or upfitted with equipment supplied by independent suppliers. See Owner's Manual for information on alterations and warranties

SELECTED OPTIONAL FEATURES

- Mobility Prep Package (Y3G) Family Use
- Mobility Prep Package (Y3H) Paratransit
- National Mobility Equipment Dealers Association (NMEDA) Lowered Floor Prep Package (Z4G) (excludes StabiliTrak)
- Rear locking differential
- Swing-out 60/40 driver side door (Y3G)
- Cruise control and tilt adjustable steering column (Y3H)
- Power windows and door locks (Y3H)
- Remote Keyless entry (Y3G)
- Rear air conditioning/heater
- Trailering equipment



For more information, go to: www.gmfleet.com



16U Steel Gray Metallic¹⁰



25U Deep Blue Metallic¹⁰



41U Onyx Black



47U Polo Green Metallic¹⁰



50U Summit White



59U Silver Birch Metallic¹⁰



63U Sport Red Metallic¹⁰

A WORD ABOUT THIS GUIDE

This material is not legally approved for use in any advertising

We have tried to make this catalog comprehensive and factual. We reserve the right, however, to make changes at any time, without notice, in prices, colors, materials, equipment, specifications, models and availability. Specifications, dimensions, measurements, ratings and other numbers in this catalog and other printed materials provided at the dealership or affixed to vehicles are approximates based upon design and engineering drawings and prototypes and laboratory tests. Your vehicle may differ due to variations in manufacture and equipment. Since some information may have been updated since the time of printing, please check with your GM dealer for complete details. Competitive comparison claims are based on most current competitive information, either 2006 or 2007 vehicles. GM reserves the right to lengthen or shorten the model year for any product for any reason, or to start and end model years at different times.

The vehicles described in this Guide are equipped with engine and components produced and assembled by different operating units of General Motors, its subsidiaries and suppliers, and these engines and components may change or be obtained from different sources from time to time. All such engines and components are approved for use in GM vehicles. Certain equipment ordered may be unavailable at the time of assembly. Some of the equipment shown or described throughout this Guide may be available at extra cost, and/or is supplied by an independent supplier.

See your local General Motors Fleet Account Executive or Dealer Fleet/Commercial Sales Manager for up-to-date information, or see the GM Online Order Guide at gmfleet.com.

Copyright and Trademarks

© Copyright 2006 General Motors Corporation. All Rights Reserved. All text, images, graphics and other materials in this Guide are subject to the copyright and other intellectual property rights of General Motors Corporation. These materials may not be reproduced, distributed or modified without the express written permission of General Motors Corporation. The marks appearing in this Guide including, but not limited to: (i) GM and the GM Logo; (ii) Chevrolet, Pontiac, Buick, Cadillac, GMC, Saturn, Saab and HUMMER and their respective logos, emblems, slogans and vehicle model names and body designs; and (iii) other marks such as GM Fleet and Commercial, GMAC, ACDelco, StabiliTrak, RainSense and QuietTuning are trademarks and/or service marks of General Motors Corporation, its subsidiaries, affiliates or licensors. The XM name and related logos are registered trademarks of XM Satellite Radio, Inc. OnStar and the OnStar Emblems are registered trademarks of the OnStar Corporation. Bose is a registered trademark of the Bose Corp.

An important note about alterations and warranties

Installations or alterations to the original equipment vehicle (or chassis) as distributed by General Motors are not covered by the General Motors New Vehicle Limited Warranty. The special body company, assembler, equipment installer or upfitter is solely responsible for warranties on the body or equipment and any alterations (or any effect of the alterations) to any of the parts, components, systems or assemblies installed by GM. General Motors is not responsible for the safety or quality of design features, materials, or workmanship of any alterations by such suppliers.

Detailed notes, as applicable to references on individual vehicle pages

1. Always use safety belts and the correct child restraint for your child's age and size, even in vehicles equipped with air bags. Even in vehicles equipped with Passenger Sensing System, children are safer when properly secured in a rear seat. Never place a rear-facing infant restraint in the front seat of any vehicle equipped with an active frontal air bag. See your vehicle Owner's Manual and

child safety seat instructions for more information. Head curtain air bags are designed to help reduce the risk of head and neck injuries to front and outboard rear-seat occupants during certain side-impact collisions.

2. Call 1-888-4ONSTAR (1-888-466-7827) or visit onstar.com for system limitations and details.
3. XM Satellite Radio is available only in the 48 contiguous United States. Service fees extra. Visit gm.xmradio.com for more details.
4. Cargo and load capacity limited by weight and distribution.
5. Gross Vehicle Weight Rating (GVWR). When properly equipped, includes vehicle, passengers, cargo and equipment.
6. Maximum payload capacity includes weight of driver, passengers, optional equipment and cargo. Cargo and load capacity limited by weight and distribution.
7. Maximum Trailer Weight ratings are calculated assuming a base vehicle, except for options necessary to achieve the rating, plus driver. The weight of other optional equipment, passengers and cargo will reduce the maximum trailer weight your vehicle can tow.
8. Fuel capacity is approximate.
9. Tire Pressure Monitoring System does not apply to spare tire.
10. Premium paint – available at extra cost.
11. Navigation Systems – map coverage includes only the 48 contiguous United States and portions of Hawaii and Canada. Not available in Alaska, Puerto Rico and the Virgin Islands.
12. RDS functions only where stations broadcast RDS information.
13. Frontal Safety Rating - U.S. Government safety rating for both the driver and front seat passenger in the frontal crash test. Side Impact Safety Rating - U.S. Government safety rating for both the front and rear seats in the side impact crash test. Government star ratings are part of the National Highway Traffic Safety Administration (NHTSA) New Car Assessment Program.
14. Use only GM approved wheel/tire combinations. See your GM dealer for more details.