



2011

RAM HEAVY DUTY

2500

3500



TOUGH HARD WORKER LEGENDARY DURABILITY

Ram Heavy Duty. It stands out, and it stands up. The truck known for getting the job done on work sites and boat launches now takes on the great outdoors, in the new Ram Outdoorsman. But whichever model you choose for your brand of work or lifestyle, the family of 2011 Ram Heavy Duty provides total authority and capability. Standard on 2500 Ram Heavy Duty pickups is nothing less than the legendary 5.7-liter HEMI® V8, an engine which continually proves itself. Need the torque that comes from diesel-generated strength? The available and formidable 6.7-liter Cummins® Turbo awaits your order. Further refinements are seen in interior treatments that encompass available upper-panel stitching and a woodgrain center panel to the convenient rear in-floor storage bins in Ram Crew Cab. As for quality, it's standard equipment, too: every Ram Heavy Duty is backed by a fully transferable 5-Year/100,000-Mile Powertrain Limited Warranty.^{††*} Of course, there's more. Start here, visit ramtrucks.com — and then join the online action on our blog at RamZone.com

*A NOTE ABOUT THIS BROCHURE: All disclaimers and disclosures can be found on page 22 of this catalog.





RAM 2500 CREW CAB LARAMIE SHOWN IN LIGHT
REBELLE BEIGE WITH BARK BROWN ACCENTS. SHOWN
WITH AVAILABLE EQUIPMENT. ***DRP135U_017

BECAUSE YOUR WORLD IS THE REAL WORLD. You need a work truck, a tow truck for cross-country travel trailers, or, in the case of new Ram Outdoorsman, a capable means to handle the far reaches of nature. And you demand comfort. Ram Heavy Duty interior can reach a level of comfort to rival luxury sedans. Count on available power lumbar seats, available heated and ventilated seats, available Dual-Zone Temperature Control, a standard, conveniently located Electronic Vehicle Information Center (EVIC), and available electronics that cover it all: music, navigation, hands-free Bluetooth® compatible communications, even the Internet.^[2] Speaking of which, upload your personal Ram story — at [youtube.com/Ram](https://www.youtube.com/Ram)



RAM LARAMIE INTERIOR SHOWN WITH SELECT
AVAILABLE EQUIPMENT. *****073

RESUME ACC.
CLUSE ONSET
SET ACC.

DUAL PURPOSE. ONLY RAM.

There are two sides to how people use Ram Heavy Duty pickups. On the one hand, the commercial, industrial, and agricultural worlds get ultra-capable payload capacity from a tough-as-nails truck designed for a lifetime of hard labor. On the other, are the many recreational drivers whose heavy-duty towing needs vary from towing large campers and boats to horse trailers.

Those worlds intersect in the Ram Heavy Duty interior. Here, comfort and convenience are measured by design ingenuity, ease of use, and sheer practicality.

Here's where gauges and controls reflect thoughtful design for easy reach and function. Where instrumentation instantly communicates information, like a speedometer and tachometer with read-at-a-glance white-on-black numbers. Where the EVIC — the Electronic Vehicle Information Center, standard on all Ram Heavy Duty models — offers both crisp readability and a wealth of operating information about the vehicle.

Enlarge the world of Ram Heavy Duty with Authentic Accessories from Mopar.[®] Start exploring the possibilities at mopar.com

No matter how you use your Ram Heavy Duty, we're keen on seeing it for ourselves. Upload video, pics and commentary at two new dedicated sites: youtube.com/Ram and twitter.com/RamTrucks

IN-FLOOR AND UNDER-SEAT STORAGE. On Crew Cab models, the removable in-floor bins conveniently accommodate wet or dry items. Storage under the rear bench is also available for Crew Cab Heavy Duty models, when you need to stow things out of sight but find them fast. The underseat bins are ideal for valuables and tools.

AVAILABLE DUAL GLOVE BOXES. Now glove box storage offers advantages too big to ignore, with no compromise in interior room — but a big jump in everyday convenience and comfort.

HEATED AND VENTILATED FRONT SEATS are available, using premium materials and unique seat stitching. Small, unobtrusive fans direct heat away from the occupants. Mega Cab[®] and Ram Crew Cab also offer available heated rear seats.



IN-FLOOR AND UNDERSEAT STORAGE



DUAL GLOVE BOXES



HEATED AND VENTED FRONT SEATS



Today's world is all about your connections. Outfit your Ram Heavy Duty with Uconnect® to help stay in touch with the people, music, and devices that matter most. It acts as the hub for your most important media — cell phone, Internet, satellite radio, navigation system, and personal devices, such as an iPod® or smartphone. The Uconnect systems are user-friendly and put communications at your fingertips.



PHONE. Talking on the phone while driving has never been easier — or more responsible. Uconnect Phone is the in-vehicle, voice-activated communication system that allows you to pair up to seven Bluetooth® compatible phones and then talk virtually hands-free. This system is also clever enough to synchronize with your phone's address book⁽³⁾ — up to 1,000 entries — every time you get into your vehicle. Remote USB port provides charge to mobile devices.



WEB. Put the power of high-speed Internet in your vehicle with Uconnect Web.⁽⁴⁾ Effortlessly connect any WiFi-enabled device to the Internet at 3G broadband speeds making your vehicle a mobile Hotspot. Passengers can use multiple devices at the same time. There's no need for cell cards or software with this unique Authentic Accessory by Mopar® — connectivity is all done wirelessly. Subscription required. Sold separately.



VOICE COMMAND. It simplifies driving by letting you keep your eyes on the road and your hands on the wheel. Vocally select FM radio stations, SIRIUS® Satellite Radio⁽⁵⁾ channels, make and receive calls, select navigation destinations, and record voice memos. This smart system technology can also be trained to better recognize your voice and can understand commands in English, French, and Spanish.



MULTIMEDIA. Manage all of your media. You'll have six ways to access audio, including SIRIUS Satellite Radio⁽⁵⁾ (your first year of service is included), a 30GB hard drive, iPod Control with Voice Command, and wirelessly stream music through Bluetooth streaming audio. Rear Seat Video can be accessed in multiple ways: from Mopar, SIRIUS Backseat TV,⁽⁵⁾ DVDs, compatible multimedia devices and gaming consoles.



NAVIGATION SOLUTIONS. Choose either Garmin® or Enhanced GPS Navigation. Garmin is easy to use with Lane Guidance. Enhanced GPS Navigation provides destination entry via Voice Command and SIRIUS Traffic⁽⁵⁾ for real-time traffic information on the go.

UCONNECT MEDIA CENTER RADIO AVAILABILITY

	130 (RES)	430 (RBZ)	430N (RHB)	730N (RER) (Available from launch until 1/11//2011)	730N (RHR) (Available after 1/11//2011)
ST	•				
SLT	•	0	0		
Big Horn	•	0	0		
Outdoorsman	•	0	0		
Power Wagon®	•	0	0		0
Laramie		•	0	0	0

SELECTED FEATURES

	130 (RES)	430 (RBZ)	430N (RHB)	730N (RER) (Available from launch until 1/11//2011)	730N (RHR) (Available after 1/11//2011)
LCD Display		6.5-inch Touch	6.5-inch Touch	6.5-inch Touch	6.5-inch Touch
Optical Drive	CD/MP3	CD/DVD/MP3	CD/DVD/MP3	CD/DVD/MP3	CD/DVD/MP3
Navigation			Garmin		
SIRIUS Travel Link ⁽⁵⁾			•		•
SIRIUS Satellite Radio ⁽⁵⁾	0	0	•	•	•
Storage		30GB HDD	30GB HDD	30GB HDD	30GB HDD
Audio Jack	•	•	•	•	•
Hands-Free Voice Command of Phone, Texting, Radio, Players	0	0	0		•
Bluetooth Streaming Audio	0	0	0		•
Remote USB Port for Digital Media Storage/Players (iPod) (Not available on ST)	0	0	0		•

• = Standard 0 = Optional




SIRIUS TRAVEL LINK⁽⁵⁾ brings a wealth of useful and immediate information, including national weather information for current and forecasted conditions, fuel prices to let you check local gas prices, and sports scores for in-game and final scores, as well as weekly schedules and local movie theater listings.



RAM HEAVY DUTY SHOWN WITH LARABIE WOODGRAIN TRIM. OPTIONAL EQUIPMENT SHOWN. ***ORR1154_112

RAM 3500 HEAVY DUTY

Cummins TURBO DIESEL



CUMMINS.® THE QUIET AUTHORITY IN CHARGE OF DIESEL POWER. This is teamwork that just flat-out works. Ram Heavy Duty pickups and the formidable Cummins Turbo Diesel are a partnership of shared strengths — for this is a relationship that goes back decades while constantly looking forward to the next generation of trucks. The Cummins 6.7-liter workhorse is capable of driving much larger vehicles — part of the reason it works so well in Ram Heavy Duty pickups. Boasting quiet and clean performance, the Cummins generates between 610 and 650 lb.-ft of torque (at only 1,500 rpm) and 350 horsepower, depending on transmission, meeting virtually every need for towing, hauling, and responsive acceleration. Unlike Ford and Chevy diesel-powered pickups, the Cummins in a Ram pickup requires no Diesel Exhaust Fluid (DEF). Backed by a 5-Year/100,000-Mile Limited Warranty,^[1] additional Cummins highlights include:

NO DIESEL EXHAUST FLUID (DEF) REQUIRED HERE. The Cummins 6.7-liter Turbo Diesel in Ram Heavy Duty is the only one in its class to meet all 50-state emissions standards — with no need for DEF — resulting in impressive savings in time, costs and hassles.

HIGH FUEL-INJECTION PRESSURES. Rated at 26,107 psi (1800 bar), these pressure levels translate into proven capability and performance.

FORMIDABLE BLOCK STIFFNESS. The cast-iron engine block technology contributes to less noise and vibration and helps mitigate harshness.

COMMON-RAIL ARCHITECTURE. The common-rail fuel system in the 6.7-liter Cummins Turbo Diesel works with sophisticated electronics to yield multiple advantages. Among them — uncommonly quiet operation.

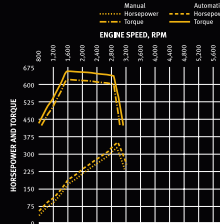
INTEGRATED GRID HEATER. An engineering accomplishment by Cummins to help achieve outstanding cold-starting ability. The Cummins starts without glow plugs or an ancillary block heater in temperatures as low as -20°F.

ELECTRONIC CONTROL MODULE (ECM). This proprietary engineering enables the engine to respond faster to throttle inputs. Its expanded electronic features were specifically designed for the demands of the commercial market.

FUEL FILTER: A WORKING MODEL OF EFFICIENCY. There is little doubt that diesel will play an increasingly important role for both truck and car propulsion. Diesel engines today are a model of cleanliness — in part, due to the fuel filter. The Cummins Turbo Diesel features a fuel filter with outstanding efficiency.

THIS STANDARD IS EXCEPTIONAL: THE DIESEL EXHAUST BRAKE. Out of many technologies built into every Ram Heavy Duty, this feature on the Cummins Turbo Diesel ranks as one of the best. It allows greater control over the vehicle, especially on downgrades. It can help extend brake life and help save in operating costs. Little wonder why drivers love it.


VGT TECHNOLOGY: THE DETAILS. Diesel power from Cummins encompasses a number of advanced technologies. Contributing to the legendary Cummins durability is the Variable Geometry Turbocharger (VGT), a controller used in concert with a large front-mounted intercooler. It's all about increasing performance: this engineering allows precise airflow calibration, and helps balance the need for maximum power while obtaining maximum engine efficiency. One further benefit: when the Diesel Exhaust Brake integrated with the VGT is activated, cab warm-up times are faster.



PHENOMENAL PERFORMANCE. The Cummins features a strong flat torque curve over the rpm cycle, with the characteristic inverted check mark showing superb acceleration. The Cummins 6.7-liter Turbo Diesel engine is standard on Ram 3500 Heavy Duty pickups and is available for Ram 2500 Heavy Duty pickups.

With 6-speed manual transmission
• 350 horsepower @ 3,013 rpm
• 610 lb.-ft of torque @ 1,400 rpm

With 6-speed automatic transmission
• 350 horsepower @ 3,000 rpm
• 650 lb.-ft of torque @ 1,500 rpm

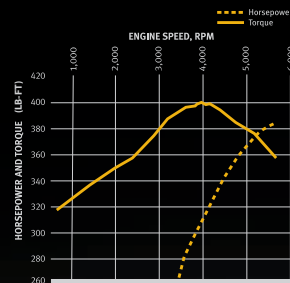


HEMI

HERITAGE IS IN.

It's just right for Ram Heavy Duty, and it's just what you need in the race to be the best. Because the HEMI® V8 was designed to carry everything imaginable: payload, passengers and, in the end, a reputation for outstanding performance. And that's exactly why the decision of our engineers to incorporate Variable Valve Timing (VVT) into the legendary 5.7-liter HEMI V8 power plant shows genius on our part and practicality on yours. VVT offers increased engine breathing throughout the rpm range, by varying the points at which the valves open and close in relation to particular piston position. It's a refinement with real-world benefits, which include more efficient operation,

and — notably for Ram Heavy Duty — VVT increases torque, giving you exceptional towing and hauling: exactly the principal demands made of the pickups built for decades of work. From the dual standpoints of acceleration and torque, the HEMI V8 is unquestionably the gas engine of efficiency.



383 horsepower @ 5,600 rpm
400 lb-ft of torque @ 4,000 rpm

545RFE 5-SPEED AUTOMATIC.


A sophisticated multirange electronically controlled transmission with optimized gear ratios and Electronic Range Select for responsive, durable performance. Standard with the 5.7-liter HEMI V8 on 2500 models.


68RFE 6-SPEED AUTOMATIC.

Features Electronic Range Select for optimal performance. Outstanding strength, stamina, and reliability, with impressive performance at all rpm levels. Available for Ram 2500 and 3500 Pickups.

6-SPEED MANUAL.

Here, a high-ratio sixth gear offers ideal lower highway figures for all rpm ranges along with the welcome efficiency inherent in manual transmissions. The proven 6-speed manual is the standard drivetrain component for Ram Heavy Duty models powered by the 6.7-liter Cummins Turbo Diesel power plant.





NO IS NOT AN OPTION.



INTEGRATED TRAILER
BRAKE CONTROLLER




PROPERLY SECURE ALL CARGO.

IT'S THE ULTIMATE IN CAN-DO ATTITUDES. Let owners of other trucks offer “maybe” and “might” when it comes to getting something done. Because whether it’s your day job or helping a pal on a weekend, Ram Heavy Duty has what it takes. That available Cummins® Turbo Diesel and its massive 650 lb-ft of torque⁹¹ are more than legendary. Mate it to the available 6-speed automatic transmission with Electronic Range Select to manually select each gear for hands-on control. Adjust towing control ranges with a dash-mounted button for the Tow/Haul mode, which reprograms the transmission to optimize the shift points and gear selection for towing or hauling heavy loads.

MASTER THE TOWING. Towing with the Cummins puts a wealth of technology to work for you. The invaluable diesel exhaust brake — standard with every Cummins Turbo Diesel — is activated by a simple dash-mounted button and lets you control the truck and the trailer speed with engine braking. It’s an everyday convenience that’s ideal when towing through mountainous terrain. Further confidence while towing large loads comes from Ram’s four-wheel ABS with massive front and rear disc size; rotors that

measure over 14 inches are more than capable of bringing Ram’s maximum GCWR of 24,500 lbs⁹¹ to an effortless halt. The brake story continues with the available fully integrated electronic trailer brake controller: drivers can customize the amount of brake force the trailer uses, depending on load requirements.

CONNECTIONS ARE CRUCIAL. Ram covers it all. Every Ram Heavy Duty Pickup comes equipped with a standard Class IV trailer hitch receiver with a convenient four- and seven-pin trailer harness connector — but when more towing capability is required, look to Authentic Ram Accessories by Mopar® to add critical towing assemblies like a Fifth-Wheel or a Gooseneck Hitch. The finishing touch to the Ram Heavy Duty towing story is the Electronic Vehicle Information Center (EVIC), allowing the driver to monitor temperatures and pressures for the engine, the oil, the transmission, and even the available trailer brake controller. Put it all together, and there’s little doubt that Ram Heavy Duty is the perfect tow vehicle.



LOOK FOR CAPABILITY UP TO 5500 LB. HIGH FRONT GAWR FIGURES ACCOMMODATE LARGE SNOWPLOW APPLICATIONS.

THE TOUGH HYDROFORMED FRONT STRUCTURE IS DESIGNED TO BE THE PRIMARY ABSORBER OF ANY IMPACTS — DEFLECTING THE ENERGY FROM THE DRIVER AND FRONT PASSENGER, AND CONTRIBUTING TO ENHANCED SAFETY AND SECURITY.

WE FOCUS ON COMPONENTS THAT OFFER SUPERB STRENGTH, DURABILITY AND RELIABILITY. RAM HEAVY DUTY FEATURES SUPER-STRONG SUSPENSION BUSHINGS, OUTSTANDING FRONT-SPRING RATES, AND SPECIALLY TUNED SUSPENSIONS. ALL CONTRIBUTE TO IMPRESSIVE MANEUVERABILITY AND DEFT HANDLING UNDER A WIDE VARIETY OF LOADS AND ROAD CONDITIONS.

UNDER THE C-PILLARS, SPECIAL HYDRA-MOUNTS ENHANCE COMFORT AND QUIETNESS. THESE UNIQUE MOUNTS ARE LITERALLY "TUNED" TO HELP ELIMINATE THE VIBRATIONS OF THE SUSPENSION AND FRAME.

WE COMPLETELY SEAL THE INTERIOR, GIVING YOU A BEYOND-QUIET CABIN. OUR DESIGN EFFECTIVELY MANAGES INSIDE AIRFLOW THROUGH THE CAB AND OUT, VIA PROPRIETARY AIR EXHAUSTERS IN THE REAR OF THE CAB.

3500 CREW CAB LARAMIE DUALY IN TWO-TONE MINERAL GRAY METALLIC AND LIGHT GRAYSTONE METALLIC LOWER. ***0RRTJ1J5H_080

RAM HEAVY DUTY BRAKES RANK AMONG THE BEST. THIS MULTICHANNEL, FOUR-WHEEL ANTILOCK SYSTEM IS ELECTRONICALLY OPERATED, WITH FRONT BRAKES CONTROLLED INDIVIDUALLY AND THE REAR IN TANDEM. ELECTRONIC VARIABLE BRAKE PROPORTIONING (EVBP) BALANCES FRONT-TO-REAR PROPERTIES. THE MASSIVE ROTORS EXCEED 14 INCHES IN DIAMETER, OFFERING UNCOMPROMISED BRAKING POWER.

THE STRUCTURAL CAB STRENGTH COMES FROM HIGH-STRENGTH STEEL (HSS) REINFORCEMENTS AND SPECIALIZED INSERTS WHICH ARE INTEGRATED DIRECTLY INTO THE CAB. RAM HEAVY DUTY ALSO FEATURES SUPER-STRONG WINDSHIELD PILLARS AND B-PILLARS.

WHY SO MANY LOOK UP TO OUR QUALITY. Viewed from any angle, the 2011 Ram Heavy Duty models provide every capability needed for the long haul, along with engineering design that helps give you a ride noted by exceptional handling, maneuverability and convenience. Take an item like Ram's triple-sealed door-cab connections, which offer a benchmark for fit, finish and inside comfort, keeping noise and moisture out of the cab.

Even more impressive is the jaw-dropping extent of Ram Heavy Duty testing. Preproduction trials put these pickups through situations unlikely to be encountered in your life — or lifetime. These range from grueling durability tests to excessive climate testing and road simulation shake trials to test tracks that resemble mountainous terrains. All of these, and more, play a part in Ram's commitment to — and heritage of — quality.



Meet the perfect package for people whose lives revolve around camping, fishing, hunting, and exploring the great outdoors. New Ram OutdoorSMAN is available for all Heavy Duty single rear wheel models in 4x4 and 4x2 configurations, powered by either the 5.7-liter HEMI® V8 or the 6.7-liter Cummins® Turbo Diesel. With its distinctive exterior working with interior comforts designed for long trips both on- and off-road, new Ram OutdoorSMAN distinguishes itself with outstanding amenities — above all, for towing.

We know that your ATV, camper, boat or trailer is almost part of the family. So our focus on super-capable towing gives you heavy-duty cooling systems for the engine, transmission, and power steering system; authoritative, oversize 17-inch All-Terrain tires, tough tow hooks, and a Class IV trailer hitch — all standard.



The interior brings home every nuance valued by the outdoorsman. Standard equipment includes Remote Start (automatic transmission only) — ideal for moving from cool duck blind or boat launch into a cabin that's campfire warm — a leather-wrapped steering wheel with audio controls, Power Driver Seat, satellite radio, built-in 115-volt outlet, five-speed automatic and security alarm.

You can further personalize your new 2011 Ram OutdoorSMAN Heavy Duty with a wide variety of Authentic Accessories by Mopar specifically designed for this exceptional Ram model. Offering superb fit and finish are seat covers and vinyl graphics featuring a camo pattern from Mossy Oak® — the official camouflage supplier for Ram OutdoorSMAN. The distinctive touches continue with a wide range of items that make working in the great outdoors a breeze including: Bed Tie-Downs, Cargo Ramps, and the indispensable Back-Up Camera.¹⁹¹ The available Drop-In Bedliners and Tonneau Covers help protect your new Ram's cargo area for decades. You'll also find items to extend capability and security — like the available Pickup Box Utility Rails, Bed Extender, Bed Mount Cargo Basket/Cargo Net and Cargo Bin Locks. There are literally hundreds of accessories for your Ram. Get more at mopar.com




MEGA. IN SO MANY WAYS.

If you're going to go anywhere, go beyond expectations, with Ram Heavy Duty Mega Cab® and the largest interior volume in its class.⁽⁷⁾ Properly equipped with the available 6.7-liter Cummins® Turbo Diesel and 6-speed automatic transmission, your mega-towing capability peaks at 16,950 lb,⁽⁸⁾ with payload reaching an impressive 3,110 lb.⁽⁹⁾ For occasions when the more-than-average rear leg room isn't needed, mega-capability comes into play: the rear seats fold flat, letting you transport large items with minimal hassle getting in and out.

In a truck designed for space and convenience, there's even mega-storage at your disposal. Note the convenient behind-the-seat bins for maps, papers, valuables, small tools, and other equipment. For even further capability, outfit your Ram Mega Cab with Authentic Accessories by Mopar — the Gooseneck Hitch or Fifth-Wheel Hitch allows maximum towing capability⁽⁸⁾ — to tow with mastery. For more on what is clearly big news, check us out at ramtrucks.com



POWER WAGON.[®] CAPABILITY TO THE EXTREME.



SO FAR ABOVE, OTHERS JUST DON'T COME CLOSE. There are certain work conditions out there that require capability and strength that put the competition to shame. The features you'll find in the 2011 Ram Power Wagon put this exceptional pickup at the top — and other trucks out of the running.

Exceptions are always designed and built to create new rules for others to follow. And follow they will — that is, if they can even get there. For the principal purpose of Ram Power Wagon is to prevail under the most extreme work conditions.

Constructed to meet the three-quarter-ton weight class capabilities, the legendary 5.7-liter HEMI[®] V8 in Power Wagon starts a list of standard equipment that includes extensive underbody skid plate protection, class-exclusive⁽⁷⁾ electronically locking front and rear differentials and a class-exclusive⁽⁷⁾ electronic disconnecting front

sway bar (also known as a stabilizer bar), which offers an incredible nine inches of additional articulation, letting you handle rocky paths and timber-strewn back roads with unexpected fluency. The ultra-capable Bilstein[®] gas-charged monotube shock absorbers, like the 12,000-pound capacity WARN[®] winch, are both critical elements of Ram Power Wagon: standard, and indispensable should you be called to help a less-capable truck out of a jam. Additional standard features also go to extremes, like Power Wagon's robust 4.56-to-1 axle ratio, 33-inch All-Terrain tires and no-nonsense 180-amp alternator.

Ram Power Wagon. In a world where seeing is believing, we encourage you to show this phenomenal truck in action. Shoot your videos that show the out-of-the-ordinary capabilities that give Power Wagon its own identity in the truck world — by posting them on youtube.com/Ram

MOPAR. PROVING RAM IS ALL ABOUT WORK.



PROPERLY SECURE ALL CARGO.

FOR HEAVY-DUTY PERFORMANCE, RAM ACCESSORIES GET THE JOB DONE. Authentic Ram Accessories provide the style that matches your Ram's power. From grille to gate and everything in between, these are the accessories to help your Ram work harder.

STEEL LADDER RACK. Features raised side rails, impressive cargo bed clearance, 1,000-lb. capacity. (Properly secure all cargo.)

SLIDING TOOLBOX. Durable aluminum toolbox with easy access lid, protective seal coat, stainless steel hinges, locking handle, and continuous body welds. Available for conventional beds equipped with Pickup Box Utility Rails (shown, sold separately) or RamBox.[®]

UNDER-THE-RAIL-BEDLINER. Skid Resistor bedliner's ribbed construction helps keep cargo from shifting, promotes water drainage from bed, and includes built-in supports

to split cargo. The liner is molded of a high-density polyethylene blend for added durability. Tailgate cover also included. (See dealer for details.)

BED STEP. This retractable step mounts securely to provide a convenient intermediate platform to the truck bed, making it much easier to step up to the tailgate. The spring-loaded cam allows the step to be easily extended by stepping down on it, and it retracts with a slight push.

FIFTH-WHEEL HITCH WITH GLIDER. Count on impressive 16,000-lb capacity. This premium hitch mounts directly to the crossmember of the frame; unique scissor clamps securely attach hitch to mounting brackets. Hitch does not touch cargo bed, and when removed, allows full use of bed area.

AUTHENTIC RAM ACCESSORIES



RAM 2500/3500 EXTERIOR COLORS

Brilliant Black Crystal Pearl

Deep Water Blue Pearl

Hunter Green Pearl

Mineral Gray Metallic

Flame Red

Rugged Brown Pearl

Deep Cherry Red Crystal Pearl

Bright Silver Metallic

Saddle Brown Pearl

Bright White

Note: Light Graystone not shown above. Available only as lower two-tone color on Laramie. See page 10 for reference.

Bristol Vinyl/Bristol Vinyl
Dark Slate Gray/Medium Graystone
(ST)

Racine/Dallas Cloth
Dark Slate Gray/Medium Graystone
(ST, SLT, Outdoorsman, Power Wagon)

Racine/Dallas Cloth
Light Pebble Beige/Light Pebble Beige
(SLT, Outdoorsman, Power Wagon)

Bristol Leather Trim/Bristol Vinyl
Light Pebble Beige/Light Pebble Beige
(Laramie)

Bristol Leather Trim/Bristol Vinyl
Dark Slate Gray/Dark Slate Gray
(Laramie)

RAM 2500/3500 INTERIOR SEAT FABRICS



17-inch Argent Steel Wheel
(Standard on 2500/3500 ST SRW)



17-inch Chrome-Clad Steel Wheel
(Standard on 2500/3500 SLT SRW, Available on ST)



17-inch Polished Forged Aluminum Wheel
(Standard on Outdoorsman SRW, Power Wagon®)



17-inch Polished Forged Aluminum Wheel
(Standard on 2500/3500 SRW Big Horn/Lone Star, Available on SLT, Outdoorsman)



17-inch Polished Aluminum Wheel
(Standard on 2500/3500 Laramie SRW)



17-inch Argent Steel Wheel
(Standard on 3500 ST DRW)



17-inch Chrome Wheel Skins
(Standard on 3500 Laramie SLT, Available on ST DRW)



17-inch Aluminum Wheel
(Available on 3500 Laramie, Available on SLT DRW)



MEGA CAB® WITH 6'4" BOX

Total Length:	248.4	Bed Length:	76.3
Total Width (SRW):	79.5	Bed Width:	60.4
Total Width (DRW):	96.4	Bed Depth:	20.1



CREW CAB WITH 8' BOX

Total Length:	259.4	Bed Length:	98.3
Total Width (SRW):	79.4	Bed Width:	60.4
Total Width (DRW):	96.4	Bed Depth:	20.2



CREW CAB WITH 6'4" BOX

Total Length:	237.4	Bed Width:	60.4
Total Width:	79.5	Bed Depth:	20.1
Bed Length:	76.3		



REGULAR CAB WITH 8' BOX

Total Length:	231.0	Bed Length:	98.3
Total Width (SRW):	79.3	Bed Width:	60.4
Total Width (DRW):	96.4	Bed Depth:	20.2

INTERIOR DIMENSIONS	Regular Cab	Crew Cab	Mega Cab®
Head Room F/R (in)	40.3	41.0 / 39.9	41.0 / 40.3
Leg Room F/R (in)	41.0	41.0 / 40.3	41.0 / 43.3
Shoulder Room F/R (in)	66.0	66.0 / 65.7	66.0 / 65.7
Hip Room F/R (in)	62.9	63.2 / 63.2	63.2 / 63.2
Behind Second Row (cu ft)	NA	NA	12.1
Total Interior Volume (cu ft)	63.1	125.3	142.65

NA = Not applicable. All measurements given in inches.

RAM HEAVY DUTY BUYER'S GUIDE

	ST REG/CREW	SLT REG/CREW/MEGA CAB®	BIG HORN CREW/MEGA	OUTDOORSMAN REG/CREW/MEGA	POWER WAGON® CREW (2500 ONLY)	LARAMIE CREW/MEGA
PACKAGE DESIGNATIONS	A	G	Z	T	P	H

ENGINE/TRANSMISSION

5.7L HEMI® V8 with VVT (2500 only) (EZC) 5-Speed Automatic (DGQ)	26A	26G	26Z	26T	26P	26H
6.7L Cummins® Turbo Diesel I-6 (2500/3500) (ETJ) 6-Speed Manual (DEG)	2EA	2EG	2EZ	2ET	N/A	2EH
6.7L Cummins Turbo Diesel I-6 (2500/3500) (ETJ) 6-Speed Automatic (DG7)	2FA	2FG	2FZ	2FT	N/A	2FH

MECHANICAL FEATURES

ALTERNATOR — 160-amp (BAB)	*	*	*	*	*	*
— 180-amp 4x4 only (included with Heavy-Duty Snowplow Prep Group) (BAD)	P	P	P	P	*	P
AXLES 2500						
— Antispin rear differential (DSA)	0	0	0	*		0
— Tru-Lok® front and rear electronic locking differentials (DSE)					*	
— 3.42 ratio (standard with diesel only) (DMR)	0	0	0	0		0
— 3.73 ratio (optional with diesel) (DME)	*/0	*/0	*/0	*/0		*/0
— 4.10 ratio (DMF)	0	0	0	0		0
— 4.56 ratio (DMU)					*	
AXLES 3500						
— Antispin rear differential (DSA)	*	*	*	*	*	*
— 3.42 ratio (DMR)	*	*	*	*	*	*
— 3.73 ratio (DME)	0	0	0	0		0
— 4.10 ratio (DMF)	0	0	0	0		0
BATTERY — 730-amp (BCN)	*	*	*	*	*	*
DIESEL EXHAUST BRAKE — Included with 6.7L Cummins engine (NEN)	P	P	P	P		P
ENGINE BLOCK HEATER — Included with Cold Weather Group (NHK)	0/P	0/P	0/P	0/P	0	0/P
ENGINE COOLING — Heavy-duty (NMC)	*	*	*	*	*	*
FUEL TANK — 34-gallon (std with 6ft 4in box) (NFU) — 35-gallon (std with 8ft box models) (NFV)	*	*	*	*	*	*
SHOCK ABSORBERS — Front, heavy-duty (SFB) — Rear, heavy-duty (SGB)	*	*	*	*	*	*
STABILIZER BAR — Front (SHA) — Front, electronic disconnect (SHG)	*	*	*	*	*	*
STEERING — Power, rack-and-pinion 4x2 models only (SBA) — Power, recirculating ball (4x4 models only) (SBE)	*	*	*	*	*	*
TOW HOOKS — Included with Protection Group (XEA)	0/P	0/P	0/P	*	*	0/P
TRAILER HITCH RECEIVER — Class IV, includes four- and seven-pin trailer wire harness (XFK) (XFK)	*	*	*	*	*	*
TRANSFER CASE — Manual shift, part-time transfer case, 4x4 only (DHI) — Electric shift, part-time transfer case, 4x4 only (DH3)	*	*	*	*	*	*
WINCH — Front electric WARN® (12,000-lb capacity) (XE5) — Tire carrier (TBM)	*	*	*	*	*	*

EXTERIOR FEATURES

BADGING — 4x4 (only on 4x4 models) (MUS)	*	*	*	*	*	*
— Big Horn (MYF)			*			
— Laramie (MTE)					*	
— Lone Star (Texas only) (MYG)			P			
— Ram's Head (MGA)	*	*	*	*	*	*
— SLT (MTD)		*	*			
— Outdoorsman			*			
BEDLINER — Box, under rail (XME) — Spray-in (XMF)	0	0	0	0	0	0
BUMPERS — Front, Dark Gray (MCC) — Rear, Dark Gray (MBZ) — Front, painted Mineral Gray (MBA) — Rear, painted Mineral Gray (MBC) — Front, chrome (included with Chrome Appearance Group) (MCT) — Rear, chrome (included with Chrome Appearance Group) (MBF)	*	*		*	*	
CHROME TUBULAR SIDE STEPS — Authentic Ram Accessory by Mopar (MRT)	0	0	0	0		0
FASCIA — Front, headlamp filler Black (MCI) — Front, headlamp filler body-color (MCM)	*	*	*	*	*	*
FOG LAMPS — Included with Popular Equipment Group (LNJ)		P	*	*	*	*
GRILLE — Chrome surround, Black insert (MFD) — Chrome surround, chrome insert (MFL) — Body-color surround, Black insert (MFT)	*	*	*	*	*	*
HEADLAMPS — Automatic (LMG) — Halogen (LMA) — Quad halogen (LME)	*	*	*	*	*	*
LAMPS, EXTERIOR — Cab clearance (included with 3500 DRW models, optional on 2500/3500 SRW models) (LNC) — Box and rear fender clearance (included with 3500 DRW models) (LND)	P/0	P/0	P/0	0	*	P/0
2500 MIRRORS						
MIRRORS, EXTERIOR — Manual, Black, Regular Cab only (GPU) — Folding trailer tow, manual, Black, Regular Cab only (GPD) — Power, heated, folding, Black, (GT6) — Power, heated, folding, Black, includes exterior courtesy lamps and supplemental turn signal (included with Luxury Group) (GUK) — Power trailer tow, heated, manual folding, Black, includes exterior courtesy lamps and supplemental turn signal (GPG) — Power folding trailer tow, heated, Black, includes exterior courtesy lamps and supplemental turn signal (GPL) — Power multifunction, heated, folding, chrome, includes position memory, exterior courtesy lamps and supplemental turn signal (GU4)	*	0	*	*	*	*
			P	P	P	P
	0	0	0	0	0	0
	0	0	0	0	0	0
						*

	ST REG/CREW	SLT REG/CREW/MEGA CAB®	BIG HORN CREW/MEGA	OUTDOORSMAN REG/CREW/MEGA	POWER WAGON® CREW (2500 ONLY)	LARAMIE CREW/MEGA
PACKAGE DESIGNATIONS	A	G	Z	T	P	H

EXTERIOR FEATURES (cont.)

MIRRORS, EXTERIOR (cont.) — Power multifunction trailer tow, heated, manual folding, chrome, includes position memory, exterior courtesy lamps and supplemental turn signal (GPC) — Power folding multifunction trailer tow, heated, chrome, includes position memory, exterior courtesy lamps and supplemental turn signal (GP2)						0
3500 MIRRORS						
MIRRORS, EXTERIOR — Folding trailer tow, manual, Black, Regular Cab only (GPD) — Power trailer tow, heated, manual folding, Black, includes exterior courtesy lamps and supplemental turn signal (GPG) — Power folding trailer tow, heated, Black, includes exterior courtesy lamps and supplemental turn signal (GPL) — Power multifunction trailer tow, heated, manual folding, chrome, includes position memory, exterior courtesy lamps and supplemental turn signal (GPC) — Power folding multifunction trailer tow, heated, chrome, includes position memory, exterior courtesy lamps and supplemental turn signal (GP2)	*	*	*	*		*
MONOTONE PAINT (included with Brilliant Black Crystal Pearl paint) (APA)	*	*	*	N/A	P	0
PAINT — Two-tone, includes accent fender flares; lower color is Mineral Gray Metallic on Outdoorsman and Light Graystone Pearl on Laramie (APD)				*	*	*
TAILGATE — Locking (XJJ)	*	*	*	*	*	*
2500 TIRES						
— LT245/70R17E BSW All-Season (TWD)	*					
— LT245/70R17E BSW on/off road (TWE)	0					
— LT265/70R17E BSW All-Season (not available on Mega Cab® 4x4) (TT3)		*	*			*
— LT265/70R17E BSW on/off road, 4x4 only (std on Mega Cab 4x4 models) (TXE)		*	*			*
— LT285/70R17D BSW All-Terrain, (Power Wagon only) (TXA)					*	
— LT265/70R17E OWL on/off road (included with Popular Equipment Group) (TT5) — Spare, full-size (TBB)		P/0	0	*	*	0
3500 TIRES						
— LT265/70R17E BSW All-Season (SRW only) (TT3)	*P	*P	*P			*P
— LT265/70R17E OWL on/off road (SRW only) (TT5)	0	0	0			0
— LT235/80R17E BSW All-Season (DRW models only) (TPY)	*	*	*			*
— LT235/80R17E OWL on/off road (DRW models only) (TP9)	0	0/P	0			0
— Spare, full-size (TBB)	*	*	*	*	*	*
2500 WHEELS						
— 17 x 7.5-inch styled steel, painted Argent (WD2)	*					
— 17 x 8.0-inch steel chrome-clad (included with Chrome Appearance Group) (WGS)	P	*				
— 17 x 8.0-inch polished forged aluminum (WBG)	0	*	0			
— 17 x 8.0-inch cast aluminum (WFF)				*	*	
— 17 x 8.0-inch cast aluminum (WFK)					*	*
— 17 x 7.0-inch steel spare (WF1)	*	*	*	*	*	*
3500 WHEELS						
— 17 x 7.5-inch styled steel, painted Argent (SRW only) (WD2)	*					
— 17 x 8.0-inch steel chrome-clad (included with Chrome Appearance Group) (SRW only) (WGS)	P	*				
— 17 x 8.0-inch polished forged aluminum (SRW only) (WBG)	0	*				
— 17 x 8.0-inch cast aluminum (SRW only) (WFK)				*	*	*
— 17 x 6.0-inch Argent steel (DRW models only) (WFU)	*					
— 17 x 6.0-inch steel chrome finish (included with Chrome Appearance Group; DRW models only) (WD4)	p	*	*			*
— 17 x 6.0-inch aluminum (DRW models only) (WF7)	0	0				0
WHEELWELL FLARES — Painted Mineral Gray Metallic (MMJ) — Black (K50) — Painted LT Graystone Pearl (MRD) — Monotone Body Color (MML)				*		*
WINDSHIELD WIPERS — Variable-intermittent (JHA)	*	*	*	*	*	*
AIR CONDITIONING (HAA) — Dual-Zone Temperature Control (HAF)	*	*	*	*	*	*
ASSIST HANDLE — Driver and passenger-side (CSP)	*	*	*	*	*	*
BEZEL — Center stack, Black (JBF) — Center stack, color-keyed (JBY) — Center stack, woodgrain insert (JBB)	*		*	*	*	*
CIGAR LIGHTER — Included with Smoker's Group (JJA)	P	P	P	P	P	P
CLUSTER — Instrument, with display screen for vehicle information center (JAT)	*	*	*	*	*	*
CONSOLE — Full-size floor console with floor-mounted automatic shifter (included with front bucket seats) — Overhead (GUN) — Overhead, with universal garage door opener (included in Luxury Group) (GV2)		P	P	P	P	P
DOOR LOCKS — Manual, Regular Cab only (JE8) — Power (JPB)	*	*	*	*	*	*
FLOOR COVERING — Heavy-duty vinyl (CKJ) — Carpet (included with ST Popular Equipment Group) (CKE)	*	0	0	*	0	*
FLOOR MATS — Front, carpeted (Regular Cab; included with carpet on ST models) (CLA) — Front, rubber all-weather — Front and rear rubber all-weather — Front and rear, carpeted (Crew and Mega Cab; included with carpet on ST models) (CLE)	P	*		*		*
MIRRORS, INTERIOR — Day/night manual (GNA) — Automatic-dimming rearview day/night (included with Luxury Group and Uconnect® Phone) (GNK) — Passenger-side visor with mirror (GNM) — Illuminated visor passenger and driver side (included with Luxury Group) (GNG)	*			*	*	*
PEDALS — Power adjustable (requires automatic transmission) (XAP) — Power adjustable with memory (requires automatic transmission) (XAM)	0	0	0	0	0	0
PICKUP BOX DELETE — (2500 Regular and Crew Cab 5.7L V8 models only) (XBG)	0	0	0			

BUYER'S GUIDE (cont.)

PACKAGE DESIGNATIONS	A	G	Z	T	P	H
INTERIOR FEATURES (cont.)						
POWER ACCESSORY DELAY (JKY)	•	•	•	•	•	•
POWER OUTLET — Two 12-volt auxiliary (JJJ)	•	•	•	•	•	•
— 115-volt auxiliary (included with *M9, *MJ seats) (JKV)		P	P	•	P	•
SEATS — Belt, front shoulder height-adjustable (CGD)	•	•	•	•	•	•
— 10-way power driver (included with *M9 and *MJ seats) (JRT)		P	P	•	P	
— 10-way power driver with memory and 6-way power passenger seats (JRF)						•
— Heated, driver and front-passenger, includes heated steering wheel (GMA)						•
— Heated, second-row (included with *GJ bucket seats) (JPZ)						P
— Vinyl 40/20/40 split-bench front seat, (Crew Cab models include folding rear bench seat trimmed in vinyl) (*TX)	•					
— Cloth-trimmed 40/20/40 split-bench front seat with folding center armrest/business console (Crew and Mega Cab models include folding rear bench seat trimmed in cloth; included with ST Popular Equipment Group) (*V9)	P	•	•		•	
— Premium cloth-trimmed 40/20/40 split-bench front seat, power 10-way driver's seat, power lumbar adjust, folding center armrest/business console with center seat cushion storage, 115V auxiliary power outlet. Included with Popular Equipment Group (Crew and Mega Cab models include 60/40 split-folding rear bench seat) (*M9)		O/P	O	•	O	
— Premium cloth-trimmed low-back bucket seats, power 10-way driver seat, power lumbar adjust, fixed center console, 115V auxiliary power outlet. (Crew and Mega Cab models include 60/40 split-folding rear bench seat trimmed in cloth) (*MJ)		O	O	O		
— Leather-trimmed 40/20/40 split-bench heated front seats with power 10-way/memory for driver and power 6-way passenger seat, power lumbar adjust, front center seat cushion storage and folding center armrest/business console, 115V auxiliary power outlet. (Crew and Mega Cab models include 60/40 split-folding rear bench seat trimmed in vinyl) (*VL)						•
— Leather-trimmed low-back, ventilated and heated bucket seats, includes power 10-way driver and power 6-way passenger, power lumbar adjust, fixed center console, 115V auxiliary power outlet, heated 2nd-row seats on Crew and Mega Cab models.(Crew and Mega Cab models include 60/40 split-folding rear bench seat trimmed in vinyl) (*GJ)						O
SPEED CONTROL — Included with diesel engine, ST Popular Equipment Group (NHM)	P	•	•	•	•	•
STEERING — Tilt column (SUA)	•	•	•	•	•	•
STEERING WHEEL — 4-spoke, urethane (SCF)	•	•	•	•	•	•
— Leather-wrapped with remote audio control buttons (included with Luxury Group) (SCV)	P	•	•	•	P	•
— Heated (included with heated seats) (NHS)						•
STORAGE — Front seat center cushion (included with *M9) (GVH)		P	P	•	P	•
— Front, behind seat (Regular Cab only) (GU3)	•	•				
— Rear, behind 2nd-row seat (Mega Cab only) (GU3)		•	•	•	•	•
— Rear, underseat compartment (Crew Cab models only) (CUE)	•	•	•	•	•	•
— Rear, in-floor storage bins (Crew Cab models only)	•	•	•	•	•	•
SUNROOF — Power (Crew and Mega Cab models only) (GWA)		O	O	O	O	O
THREE BLINK — Turn signal lane change feature	•	•	•	•	•	•
TIP START — Included with automatic transmissions	P	P	P	P	P	P
VISORS — Front passenger, with mirror (GNM)		•	•	•	•	
— Driver and front passenger, with illuminated vanity mirrors (included with Luxury Group) (GNC)		P	•	P	P	•
WINDOWS — Manual (Regular Cab only) (JF8)	•					
— Power, front with one-touch down (Regular Cab only) (JPY)		•	•			
— Power, front and rear with front one-touch down and up (Crew and Mega Cab models only) (JP3)	•	•	•	•	•	•
— Rear backlight, fixed (included with rear defrost on Crew and Mega Cab models) (GJD)	•	P	P	P	P	P
— Rear defroster (Crew and Mega Cab models only; requires fixed rear window glass) (GFA)		O	O	O	O	O
— Rear backlight, sliding (Regular Cab only) (GFD)	O	•				
— Rear backlight, power sliding (Crew and Mega Cab models only) (GFE)		•	•	•	•	•

UCONNECT® MULTIMEDIA

MEDIA CENTER 130 RADIO — AM/FM/CD radio with MP3/WMA support, audio jack and Voice Command of radio when equipped with optional Uconnect Phone (RES)	•	•	•	•	•	
MEDIA CENTER 430 RADIO — AM/FM radio with MP3/WMA support, 30GB hard drive with 6,700 song capacity, CD/DVD player, 6.5-inch touch screen, SIRIUS® Satellite Radio, ^[5] audio jack and Voice Command (RBZ)		O	O	O	O	•
MEDIA CENTER 430N RADIO — AM/FM/CD/DVD radio with MP3/WMA support, 6.5-inch touch screen, 30GB hard drive with 4,250 song capacity, SIRIUS Satellite Radio, ^[5] audio jack, Voice Command, Garmin® Navigation, SIRIUS Traffic ^[M5] and Uconnect Phone (RHB)		O	O	O	O	O
MEDIA CENTER 730N RADIO — AM/FM/CD/DVD radio with MP3/WMA support, 6.5-inch touch screen, 30GB hard drive with 4,250 song capacity, SIRIUS Satellite Radio, ^[5] audio jack, Voice Command, GPS Navigation, SIRIUS Traffic, ^[5] SIRIUS TravelLink and Uconnect Phone (RHR)						O
MEDIA CENTER 730N RADIO — AM/FM/CD/DVD radio with MP3/WMA support, 6.5-inch touch screen, 30GB hard drive with 4,250 song capacity, SIRIUS Satellite Radio, ^[5] audio jack, Voice Command, GPS Navigation, SIRIUS Traffic ^[5] and Uconnect Phone (RER)						O
iPod® CONTROL — Included with Uconnect Voice Command (RST)		P	P	P	P	P
RADIO CONTROLS — Steering wheel-mounted audio controls included with leather-wrapped steering wheel (RDZ)		P	P	P	P	•
REAR SEAT VIDEO™ SYSTEM — (not available on Regular Cab) (XRV)		O	O	O	O	O
SIRIUS SATELLITE RADIO ^[5] — Included with ST Popular Equipment Group (RSC)	P	•	•	•	•	•
SPEAKER SYSTEMS — 6 standard (RCG)	•	•	•	•	•	
— Premium 1 speakers (Regular Cab only) (RCK)		O				
— 10 premium, amplified speakers including a subwoofer (included with Technology Group) (RC3)		P	P	P	P	•
Uconnect PHONE — Hands-free calling with Address Sync, ^[5] Bluetooth® and Voice Command (included with Media Center touch-screen radios) (RSP)		O/P	O/P	P	•	•
Uconnect WEB ^[4] — Internet connection WiFi Hotspot. Dealer-installed Authentic Ram Accessory by Mopar.® (Subscription required; sold separately.)	O	O	O	O	O	O

PACKAGE DESIGNATIONS	A	G	Z	T	P	H
SAFETY AND SECURITY						
AIR BAGS — Multistage front ^[10] (CG3)	•	•	•	•	•	•
— Supplemental side-curtain ^[10] (CGS)	•	•	•	•	•	•
BRAKES — Power-assisted 4-wheel antilock disc (BRT)	•	•	•	•	•	•
PARKSENSE® — Rear Park Assist System ^[5] (included with Technology Group) (XAA)		P	P	P	P	•
PARKVIEW® — Rear Back-Up Camera ^[9] (requires Media Center touch-screen radio) (XAC)		O	O	O	O	O
REMOTE KEYLESS ENTRY — Controls for power door locks, illuminated entry system, panic alarm, includes 2 transmitters (GXM)		•	•	•	•	•
REMOTE START SYSTEM — Requires automatic transmission (XBM)		O	O	•	O	O
SECURITY ALARM — (LSA)		O	O	•	O	•
SENTRY KEY® THEFT DETERRENT — Engine immobilizer (GXX)	•	•	•	•	•	•
TIRE PRESSURE MONITOR WITH DISPLAY — (2500 models only; included with Electronic Vehicle Information Center) (XGM)	•	•	•	•	•	•
TRAILER BRAKE CONTROL — Fully integrated electronic (XHC)	O	•	•	•	•	•

PACKAGE GROUPS

CHROME APPEARANCE GROUP — Includes chrome front and rear bumpers, 17" chrome steel wheels (AED)	O					
CHROME SIDE STEP AND BED RAIL GROUP — Includes chrome front and rear bumpers, 17" chrome steel wheels (AGZ)	O	O	O			O
CHROME TUBULAR SIDE STEP (MRT)	O	O	O	O	O	O
COLD WEATHER GROUP — Includes engine block heater and winter front grille cover (requires diesel engine) (ADE)	O	O	O	O		O
FRONT SLUSH MAT (CLY)	O	O	O		O	O
HEAVY-DUTY SNOWPLOW PREP GROUP — Includes 180-amp alternator, transfer case skid plate (4x4 models only) (AHD)	O	O	O	O		O
LUXURY GROUP — Includes overhead console, sun visors with illuminated vanity mirrors, rearview auto-dimming mirror, power heated mirrors (on G, Z and T CPOS only), universal garage door opener, glove box lamp, underhood lamp, rear dome lamp with on/off switch and leather-wrapped steering wheel (ADA)		O	•	•	O	•
POPULAR EQUIPMENT GROUP — Regular cab only, includes premium cloth 40/20/40 bench seat, fog lamps and OWL tires (ALW)		O				
PROTECTION GROUP — 4x4 models only; includes tow hooks and transfer case skid plate (ADB)	O	O	O	O	•	O
REAR SLUSH MAT (CLF)	O	O	O		O	O
SINGLE REAR WHEEL GROUP — 3500 models only, standard on Crew Cab short box, optional on Crew Cab long box and Mega Cab models (not available on Regular Cab) (AR9)	•/O	•/O	•/O			•/O
SMOKER'S GROUP — Includes ashtray and cigar lighter (AWS)	O	O	O	O	O	O
ST POPULAR EQUIPMENT GROUP — Includes cloth 40/20/40 bench seat, carpeted flooring, speed control, Remote Keyless Entry, floor mats and SIRIUS Satellite Radio ^[5] (AJY)	O					
TECHNOLOGY GROUP — Includes premium 10-speaker system and ParkSense Rear Park Assist System ^[5] (Crew and Mega Cab models only) (ADG)		O	O	O	O	

• = Included. P = Available within package noted in parentheses. O = optional. L = Fleet only option. N/A = Not available

MAXIMUM PAYLOAD CAPACITIES⁽⁸¹⁾

			2500								3500								
	Engine	GVWR	Regular Cab		Crew Cab				Mega Cab [®]		Regular Cab		Crew Cab				Mega Cab		
			4x2	4x4	SB 4x2	LB 4x2	SB 4x4	LB 4x4	4x2	4x4	4x2	4x4	SB 4x2	LB 4x2	SB 4x4	LB 4x4	4x2	4x4	
AUTOMATIC TRANSMISSION	5.7L HEMI [®] V8	8,510																	
		8,650	3,120	2,650															
		8,800			3,030	2,800	2,550	2,450	2,520	2,080									
	6.7L Cummins [®] Turbo Diesel I-6	9,000	2,580	2,220	2,370	2,200			1,950										
		9,600					2,430	2,410		2,040									
		10,100 ⁽¹¹⁾											3,420	3,230	3,140	3,030	3,050	2,610	
		10,500 ⁽²²⁾															3,110	2,980	
		11,500 ⁽²²⁾									4,730			4,250					
	12,200 ⁽²²⁾											5,130			4,760				

MAXIMUM PAYLOAD CAPACITIES⁽⁸¹⁾

			2500								3500							
	Engine	GVWR	Regular Cab		Crew Cab				Mega Cab		Regular Cab		Crew Cab				Mega Cab	
			4x2	4x4	SB 4x2	LB 4x2	SB 4x4	LB 4x4	4x2	4x4	4x2	4x4	SB 4x2	LB 4x2	SB 4x4	LB 4x4	4x2	4x4
MANUAL TRANSMISSION	6.7L Cummins Turbo Diesel I-6	9,000	2,490	2,140	2,270	2,110			1,860									
		9,600						2,340	2,320		1,950							
		10,100 ⁽¹¹⁾											3,310	3,140	3,050	2,950	2,960	2,520
	10,500 ⁽²²⁾															3,020	2,590	
	11,500 ⁽²²⁾									4,640			4,160					
	12,200 ⁽²²⁾											5,050			4,680			

Weights given in lb. SB = Short Box LB = Long Box ⁽¹¹⁾Single Rear Wheel only. ⁽²²⁾Dual Rear Wheel only.

MAXIMUM LOADED TRAILER WEIGHT (LB)⁽⁸¹⁾

				2500								3500							
	Engine	Axle Ratio	GCWR (lb)	Regular Cab		Crew Cab				Mega Cab		Regular Cab		Crew Cab				Mega Cab	
				4x2	4x4	SB 4x2	LB 4x2	SB 4x4	LB 4x4	4x2	4x4	4x2	4x4	SB 4x2	LB 4x2	SB 4x4	LB 4x4	4x2	4x4
AUTOMATIC TRANSMISSION	5.7L HEMI V8	3.73	15,000	9,300	8,850	9,100	8,850	8,600	8,500	8,550	8,150								
		4.10	18,000	12,300	11,850	12,100	11,850	11,600	11,500	11,550	11,150								
		4.56	17,000						10,100										
	6.7L Cummins Turbo Diesel I-6	3.42	17,000	10,450	10,050	10,200	10,050	9,700	9,650	9,800	9,300	10,100	9,800	10,150	10,000/9,600 ⁽²²⁾	9,900	9,800/9,400 ⁽¹¹⁾	9,800/9,450 ⁽¹¹⁾	9,350/9,350 ⁽¹¹⁾
		3.73	20,000	13,450	13,050	13,200	13,050	12,700	12,650	12,800	12,300								
		4.10	22,000	15,450	15,050	15,200	15,050	14,700	14,650	14,800	14,300								
		3.73	21,000																
		4.10	24,000									14,100	13,800	14,150	14,000/13,600 [*]	13,900	13,800/13,400 ⁽¹¹⁾	13,800/13,450 ⁽¹¹⁾	13,350/13,350 ⁽¹¹⁾
	4.10	24,500 ⁽²²⁾												17,150	17,000	16,900	16,800	16,800	16,350
												17,600	17,300		17,100		16,900	16,950	16,850

⁽¹¹⁾SRW/DRW. ⁽²²⁾DRW only.

MAXIMUM LOADED TRAILER WEIGHT (LB)⁽⁸¹⁾

				2500								3500							
	Engine	Axle Ratio	GCWR (lb)	Regular Cab		Crew Cab				Mega Cab		Regular Cab		Crew Cab				Mega Cab	
				4x2	4x4	SB 4x2	LB 4x2	SB 4x4	LB 4x4	4x2	4x4	4x2	4x4	SB 4x2	LB 4x2	SB 4x4	LB 4x4	4x2	4x4
MANUAL TRANSMISSION	6.7L Cummins Turbo Diesel I-6	3.42	19,000	12,350	12,000	12,100	11,950	11,600	11,550	11,700	11,200	12,000	11,700	12,050	11,900/11,500 [*]	11,800	11,700/11,350 [*]	11,700/11,350 [*]	11,250/10,950 [*]
		3.73	20,000	13,350	13,000	13,100	12,950	12,600	12,550	12,700	12,200								
		3.73	21,000										14,000	13,700	14,050	13,900/13,500 [*]	13,800	13,700/13,350 [*]	13,700/13,350 [*]

^{*}SRW/DRW.

⁽¹¹⁾Transferable. See dealer for a copy of limited warranty. Includes towing to an authorized dealer. ⁽²²⁾Subscription to Uconnect Web required. Subscription sold separately. ⁽²³⁾Phone must support Bluetooth Phone Book Access Profile (PBAP). ⁽⁴⁾Uconnect Web feature is not intended for use by the driver while the vehicle is in motion. Always drive carefully. Subscription required. ⁽⁹⁾Required SIRIUS Radio, Traffic, Travel Link, and Backseat TV subscriptions sold separately after trial period. Other fees and taxes will apply. SIRIUS Traffic and Travel Link available in select markets; Backseat TV subscription not available without SIRIUS Radio subscription; and SIRIUS data displays and individual product availability vary by hardware equipment. SIRIUS service available only to those at least 18 years of age in the 48 contiguous U.S.A., DC, and Puerto Rico (with coverage limitations), while Internet radio is also available in AK, HI, and PR. Fees and programming subject to change. Service automatically renews and you will be billed, at then-current rates, unless you call 1-888-539-7474 to cancel. Subscriptions governed by SIRIUS Terms and Conditions available at sirius.com. Service available in Canada; see siriuscanada.ca.

⁽⁸⁾When satellite radio and navigation features are equipped on your vehicle. Any voice-commanded system should be used only in safe driving conditions and all attention should be kept on the roadway ahead. Failure to do so may result in an accident causing serious injury or death. ⁽⁷⁾Based on *Automotive News* classification. ⁽⁸⁾When properly equipped. ⁽⁹⁾Always check entire surroundings before backing up. ⁽¹⁰⁾The Advanced Front Air bags in this vehicle are certified to the new U.S. federal regulations for advanced air bags. Children 12 years old and younger should always ride buckled up in a rear seat. Infants in rear-facing child restraints should never ride in the front seat of a vehicle with a passenger front air bag. All occupants should always wear their lap and shoulder belts properly.

About this catalog: Since the time of printing, some of the information you'll find in this catalog may have been updated. Ask your dealer for details. Some of the equipment shown or described throughout this catalog is available at extra cost. Specifications, descriptions, illustrative materials, and all competitive comparisons contained herein are as accurate as known at the time this publication was approved for printing. Chrysler Group LLC reserves the right to discontinue models at any time or change specifications without notice or without incurring obligation. All options are required in combination with other options. For the price of the model with the equipment you desire, or verification of specifications contained here, see your local dealer. Ram, Laramie, Big Horn, Uconnect, HEMI, Mega Cab, Mopar, ParkSense, ParkView, Power Wagon, RamBox, Sentry Key and Tru-Lok are registered trademarks of Chrysler Group LLC. Cummins is a registered trademark of Cummins, Inc. SIRIUS, XM, and all related marks and logos are trademarks of SIRIUS XM Radio Inc. and its subsidiaries. All rights reserved. Bluetooth is a registered trademark of Bluetooth SIG Inc. iPod is a registered trademark of Apple, Inc. All rights reserved. Warn is a registered trademark of Warn Industries, Inc. Facebook is a registered trademark of Facebook, Inc. Twitter is a registered trademark of Twitter, Inc. Garmin and the Garmin logo are registered trademarks of Garmin, Ltd. or its subsidiaries and are registered in one or more countries, including the U.S. Official licensed product of Haas Outdoors Inc./Mossy Oak[®] Bilstein is a registered trademark of August-Bilstein GmbH & Co. YouTube is a registered trademark of Youtube Google, Inc.





PROPERLY SECURE ALL CARGO.

BUSINESS  **LINK**

**THE RIGHT WORK VEHICLES.
THE RIGHT DEALERSHIPS.
THIS SERVICE IS JUST RIGHT.**

If you're in business, BusinessLink has you covered.

- Free Membership • Extended Service Hours • A Dedicated BusinessLink staff • Free Loaners for Selected Vehicles
 - Shuttle Service • Commercial Vehicles in Stock • Next-Buy-Up Service Treatment • And Much More
- For more information, log on to dodge.com/businesslink or call us toll-free at 877-2THELINK.

5-YEAR/100,000-MILE POWERTRAIN LIMITED WARRANTY. Transferable. See dealer for a copy of limited warranty. Includes towing to an authorized dealer.

3/36 BASIC LIMITED WARRANTY. Ram vehicles are covered by a Chrysler Group LLC 3-Year or 36,000-Mile Basic Limited Warranty. See your dealer for a copy of this limited warranty. Excludes normal maintenance and wear items.

BUSINESSLINK. If your business relies on vehicles, BUSINESSLINK can save you time, money and hassles. For more, log on to dodge.com/businesslink or call us toll-free at 877-2THELINK (877-284-3546).

CHRYSLER SERVICE CONTRACTS. Chrysler Group LLC has a vested interest in your satisfaction and owner experience with your new Ram truck. Chrysler Group Service Contracts offer extended service plans to help ensure that you'll enjoy your truck for many years down the road. For more information on comprehensive vehicle coverage, see your Ram dealer, call (800) 442-2666, or visit dodge.com/csc

AUTHENTIC RAM ACCESSORIES BY MOPAR® are designed specifically for your Ram truck for exceptional fit, finish, and performance. Visit your dealership or mopar.com

Uconnect® With Uconnect, you're always connected — to people, places, music, movies and the Internet.

SIRIUS® SATELLITE RADIO delivers over 130 channels, including 100% commercial-free music, sports, news, talk, entertainment, traffic and weather. Factory-installed SIRIUS Satellite Radio includes a one-year subscription. For more information, go to sirius.com

RAM OUTFITTER is a collection of handpicked items bearing the Ram name — from apparel to tools for work and play. It's all found at ramtrucks.com/outfitter

AUTOMOBILITY. Chrysler Group LLC's Automobility program provides aftermarket reimbursement incentives on adaptive vehicle upfit equipment in order to help provide safe and reliable vehicle modifications to enhance accessibility for all people. For more information, call (800) 255-9877 or visit chryslerautomobility.com

HONORING THOSE WHO SERVE. Chrysler Group LLC proudly supports the members of the U.S. Armed Forces and their families.



Explore an extensive line of gifts and gear for the Ram enthusiast. From authentic wearables and sports equipment to electronics, all items are as rugged and durable as your Ram vehicle. ramtrucks.com/outfitter

These products are for placement only; refer to the Ram outfitter website for current product availability.

Join fellow enthusiasts and tell your story by posting comments, participating in discussions, and sharing your photos and videos. Join our community on Facebook, follow us on Twitter, and check us out on YouTube.



**5 YEAR/100,000 MILE
POWERTRAIN WARRANTY**

Chrysler
*Service
Contracts*



uconnect

SIRIUS
SATELLITE RADIO
THE BEST RADIO ON RADIO

RAM OUTFITTER



RAM

RAMTRUCKS.COM

866-RAMINFO

Ram is a registered trademark of Chrysler Group LLC.