



2012 RAM HEAVY DUTY





★ WE EARN BY DOING. ★

RAM HEAVY DUTY. THESE ARE OUR VALUES AT WORK. Yes, it's about versatile power and the strength to do the job. Yes, it's about exceptional towing and hauling capability. To be sure, it's about the wide range of available Mopar[®] Accessories that can transform this workhorse into a comfortable, Internet^{[1]*}-connected room. But the overarching factor that defines and separates Ram Heavy Duty is *value*. Like our teamwork with Cummins[®], whose brilliance gives you a Turbo Diesel[†] with fewer moving parts — translating into the real-world value of reduced maintenance costs. Like our formidable 5.7-liter HEMI[®] V8[†], whose legendary performance has served whole eras in automotive and aviation history. Finally, it's about value measured in quality, with the 5-Year/100,000-Mile Powertrain Limited Warranty^[2] that backs you on every Ram Heavy Duty. These are our values. And time and time again, they work. *A note about this brochure: All disclaimers and disclosures can be found inside the back cover. †Check with your local dealer for model/engine availability.



RAM HEAVY DUTY. HANDS DOWN, A BENCHMARK FOR THE CLASS.

RAM POWER WAGON: No other pickup matches the stunning strengths of the long-lauded Ram Power Wagon[®] • The most capable off-road full-size pickup, period • **Class Exclusive^[3]:** front electronically disconnecting stabilizer bar (or sway bar), allows nine inches of additional articulation • **Class Exclusive^[3]:** electronically locking front and rear differentials • **Class Exclusive^[3]:** 12,000-lb capacity front-mounted WARN[®] winch, with 4.6-horsepower series wound motor and 125 feet of 3/8-inch aircraft-grade cable • Super-tough 4.56 axle ratio


RAM 2500/3500 PICKUPS: Built for work, designed for recreation, ready to handle what life hands you • Unsurpassed 800 lb-ft of torque^[3] from the available 6.7-liter Cummins High Output Turbo Diesel • **Class Exclusive^[3]:** the ingenious and convenient RamBox[®] Cargo Management System (late availability) • **Class Exclusive^[3]:** versatile rear in-floor storage bins on Crew Cab models • **Class Exclusive^[3]:** available 6-speed manual transmission • **Best-in-class honors^[3]:** The mammoth interior volume of Ram Mega Cab[®] • **Class Exclusive^[3]:** on Cummins Turbo Diesel-equipped models, no need at all for a Diesel Exhaust Fluid (DEF) system — unlike Ford and Chevy diesel-powered models

RAM 3500 PICKUPS: These one-ton workhorses feature upgrades that launch them into the realm of extreme capability • Available MAX Tow Package ramps up GCWR and towing • Exceptional GCWR strength that boosts capability up to 30,100 lb^[4] • Maximum towing capability reaches a stunning 22,750 lb^[4]

LOCOMOTIVE OF THE GAS POWERTRAINS.

HEMI

The hemispherical engine head was designed more than a century ago — a clear indication of the uncontested success of this iconic design. With initial contributions to American history encompassing engine applications that ranged from aircraft and tanks to the iconic American muscle car, today's HEMI® V8 is pure innovation at work, with its dual spark plug technology and unique hemispherical combustion chambers burning fuel with outstanding efficiency.



383 HP/400 LB-FT

ONLY RAM
HAS IT.

**EXCEPTIONALLY
FUEL-EFFICIENT
OPERATION.**

It comes to work by combining performance with fuel-efficient operation. The 5.7-liter HEMI V8 in Ram 2500 trucks delivers capability.

A BIG BREATH OF FRESH AIR.

As the standard engine on Ram 2500 Heavy Duty pickups, the 5.7-liter HEMI V8 on Ram Heavy Duty models features a notable advantage: Variable Valve Timing (VVT). By varying the exact timing of each valve, the degree of “engine breathing” increases exponentially. The results are all about doing the work with greater efficiency and strength; torque number rises and fuel-efficient performance increases. It's exactly the technology needed for a gas engine to provide beyond-competent towing, hauling, and acceleration. In every way, this is a legend at work.



TRANSMISSIONS

66RFE 6-SPEED AUTOMATIC.

New, and engineered specifically for the 2012 Ram 2500 Heavy Duty pickup, this sophisticated multirange electronically controlled transmission features optimized gear ratios and Electronic Range Select (ERS) for responsive, durable performance. Standard with the 5.7-liter HEMI V8 on 2500 models.

68RFE 6-SPEED AUTOMATIC.

Features Electronic Range Select for premium operation during cruising and towing. Outstanding strength, stamina, and reliability with impressive performance at all rpm levels. Available for Ram 2500 and 3500 pickups equipped with the Cummins® High Output Turbo Diesel.

CLASS-EXCLUSIVE^[1] 6-SPEED MANUAL.

Here, a high-ratio sixth gear offers ideal lower highway rpm ranges along with the welcome efficiency inherent in manual transmissions. The proven 6-speed manual is the standard drivetrain component for Ram Heavy Duty models powered by the 6.7-liter Cummins Turbo Diesel power plant.

MAXIMUM PAYLOAD CAPACITIES (WHEN PROPERLY EQUIPPED)

	Engine	GVWR	2500											3500												
			Regular Cab				Crew Cab				Mega Cab®			Regular Cab				Crew Cab				Mega Cab				
			LB 4x2	LB 4x4	SB 4x2	RB 4x2	LB 4x2	SB 4x4	RB 4x4	LB 4x4	SB 4x2	RB 4x2	SB 4x4	RB 4x4	LB 4x2	LB 4x4	SB 4x2	RB 4x2	LB 4x2	SB 4x4	RB 4x4	LB 4x4	SB 4x2	RB 4x2	SB 4x4	RB 4x4
AUTOMATIC TRANSMISSION	5.7L HEMI V8	8,510					1,880	1,690																		
		8,650	3,190	2,700																						
		8,800			2,930	2,730	2,830	2,520	2,320	2,360	2,530	2,340	2,090	1,900												
	6.7L Cummins Turbo Diesel I-6	9,000	2,650	2,180	2,240	2,040	2,110				1,950	1,750														
		9,600						2,410	2,220	2,290			2,020	1,830												
		10,100 ^[1]														3,300	3,100	3,120	2,880	2,680	2,700	2,950	2,750	2,530	2,330	
		10,500 ^[2]																					3,020		2,600	
		11,500 ^[2]																	4,160							
		12,000 ^[2]													5,180											
		12,200 ^[2]														4,950										
12,300 ^[2]																								4,550		

	Engine	GVWR	2500											3500												
			Regular Cab				Crew Cab				Mega Cab			Regular Cab				Crew Cab				Mega Cab				
			LB 4x2	LB 4x4	SB 4x2	RB 4x2	LB 4x2	SB 4x4	RB 4x4	LB 4x4	SB 4x2	RB 4x2	SB 4x4	RB 4x4	LB 4x2	LB 4x4	SB 4x2	RB 4x2	LB 4x2	SB 4x4	RB 4x4	LB 4x4	SB 4x2	RB 4x2	SB 4x4	RB 4x4
MANUAL TRANSMISSION	6.7L Cummins Turbo Diesel I-6	9,000	2,550	2,090	2,170	1,980	2,050				1,880	1,690														
		9,600						2,340	2,150	2,210			1,960	1,760												
		10,100 ^[1]															3,250	3,050	3,070	2,830	2,630	2,650	2,890	2,700	2,470	2,280
	10,500 ^[2]																					2,960		2,540		
	11,500 ^[2]																	4,110								
	12,000 ^[2]													5,100												
	12,200 ^[2]														4,880											
12,300 ^[2]																								4,490		

Weights given in lb. LB = Long Box SB = Short Box RB = RamBox® ^[1]Single Rear Wheel only. ^[2]Dual Rear Wheel only.

**5 YEAR/100,000 MILE
POWERTRAIN WARRANTY**

WARRANTIES AS TOUGH AS THE POWERTRAINS THEY PROTECT. The business of a Ram truck is to deliver quality.

All Ram powertrains cover you with a 5-Year/100,000-Mile Powertrain Limited Warranty.^[2]

UNSURPASSED^[3] TORQUE AT YOUR SERVICE.

THE 6.7L CUMMINS® TURBO DIESELS. THE MOST FORMIDABLE PARTNERSHIP IN THE WORKING WORLD.

Long known for the strength to power semi trucks, the world-respected Cummins Turbo Diesel engines continue their leadership role with Ram Heavy Duty. The Cummins High Output version — available for both Ram 2500 and 3500 Heavy Duty pickups — boosts measured torque specifications to unsurpassed^[3] capability; with available torque rated at 800 lb-ft. The Ram 3500 GCWR is equally impressive, maxing out at 30,100 lb.^[4] The story hardly

stops there: with the Cummins High Output Turbo Diesel and the available MAX Tow Package, a properly equipped Ram 3500 Regular Cab ST Dually 4x2 can tow up to an astonishing 22,750 lb. The point that drives it all home is class exclusive^[3]: only Ram and Cummins offer the value along with the hassle-free operation that completely eliminates the need for a Diesel Exhaust Fluid (DEF) system required by Ford and GM counterparts.

NO DIESEL EXHAUST FLUID (DEF) REQUIRED HERE. The savings are measured in time, expense, and hassles: both versions of the 6.7-liter Cummins Turbo Diesel in Ram Heavy Duty pickups meet all 50-state emissions standards with no need for a DEF system. Neither Ford nor GM pickups can offer that value.

THERMODYNAMICS DEFINED. Unlike competitive designs which use two thermostats, the Cummins engines use only one. With fewer moving parts, it ensures an easier and more cost-effective means to measure temperature and provide standard maintenance.

FORMIDABLE BLOCK STIFFNESS. The cast-iron engine block is comprised of one sole element (others use a combination of metals), which helps contribute to less noise and vibration, and also helps to mitigate harshness.

COMMON-RAIL ARCHITECTURE. The common-rail fuel system in the 6.7-liter Cummins Turbo Diesel works with sophisticated electronics to yield multiple advantages. Among them: uncommonly quiet operation.

INTEGRATED GRID HEATER. An engineering accomplishment by Cummins to help achieve outstanding cold-starting ability. The Cummins engines start without glow plugs or an ancillary block heater in temperatures as low as -20°F.

ELECTRONIC CONTROL MODULE (ECM). This proprietary engineering enables the engine to respond faster to throttle inputs. Its expanded electronic features were specifically designed for the demands of the commercial market.

FUEL FILTER: A WORKING MODEL OF EFFICIENCY. There is little doubt that diesel engines will play an increasingly important role for both truck and car propulsion. Diesel engines today are a model of cleanliness — in part, due to the fuel filter. The Cummins Turbo Diesel features a fuel filter with outstanding efficiency.



COMPETITIVELY EDGING ALL OTHERS OUT OF THE PICTURE.

The points enumerated here only begin to describe the substantial differences between Cummins and competitive engines. While the details encompass everything from materials to the position of the oil pan, the focus of the acknowledged leader in diesel technology is simply to employ fewer moving parts.

The depth of thinking on the part of Cummins is pivotal when put into the context of their history with Ram. For nearly a quarter of a century, this partnership has benchmarked power, durability, reliability, and economy — and it has provided an enduring legacy attributed to old-fashioned hard work and truly innovative engineering. This success is literally history in the making: it's the longest collaboration of its kind in the industry — and it will continue.

MAXIMUM LOADED TRAILER WEIGHT (WHEN PROPERLY EQUIPPED)

		2500												3500																		
		Regular Cab		Crew Cab				Mega Cab®				Regular Cab		Crew Cab				Mega Cab														
		LB 4x2	LB 4x4	SB 4x2	RB 4x2	LB 4x2	SB 4x4	RB 4x4	LB 4x4	SB 4x2	RB 4x2	SB 4x4	RB 4x4	LB DRW 4x2	LB DRW 4x4	SB 4x2	RB 4x2	LB 4x2	LB DRW 4x2	SB 4x4	RB 4x4	LB 4x4	LB DRW 4x4	SB 4x2	SB DRW 4x2	RB 4x2	SB 4x4	SB DRW 4x4	RB 4x4			
AUTOMATIC TRANSMISSION	Engine	3.73	4.10	4.56	3.42	3.73	4.10	3.73	4.10	4.10	4.10	4.10	4.10	4.10	4.10	4.10	4.10	4.10	4.10	4.10	4.10	4.10	4.10	4.10	4.10	4.10	4.10	4.10	4.10	4.10		
	Axle Ratio	3.73	4.10	4.56	3.42	3.73	4.10	3.73	4.10	4.10	4.10	4.10	4.10	4.10	4.10	4.10	4.10	4.10	4.10	4.10	4.10	4.10	4.10	4.10	4.10	4.10	4.10	4.10	4.10	4.10		
	GCWR	17,000	20,000	17,000	17,000	20,000	22,000	21,000	24,000	25,300 ^[1]	25,700 ^[1]	25,900 ^[1]	26,000 ^[1]	26,100 ^[1]	27,600 ^[1]	28,000 ^[1]	28,300 ^[1]	28,500 ^[1]	30,000 ^[1]	30,100 ^[1]												
	5.7L HEMI® V8	11,400	10,900	11,000	10,800	10,900	10,550	10,350	10,400	10,600	10,400	10,150	9,950																			
	6.7L Cummins Turbo Diesel I-6	14,400	13,900	14,000	13,800	13,900	13,550	13,350	13,400	13,600	13,400	13,150	12,950																			
		10,500	10,050	10,100	9,900	9,950	9,650	9,450	9,550	9,800	9,600	9,250	9,100	10,050	9,600	10,050	9,850	9,850	9,500	9,650	9,450	9,450	9,100	9,700	9,350	9,500	9,300	8,950	9,100			
		13,500	13,050	13,100	12,900	12,950	12,650	12,450	12,550	12,800	12,600	12,250	12,100																			
		15,500	15,050	15,100	14,900	14,950	14,650	14,450	14,550	14,800	14,600	14,250	14,100																			
		21,000									14,050	13,600	14,050	13,850	13,850	13,500	13,650	13,450	13,450	13,100	13,700	13,350	13,500	13,300	12,950	13,100						
		24,000															16,650	16,450	16,450		16,700		16,500	16,300							16,100	
		25,300 ^[1]																														
		25,700 ^[1]																														
		25,900 ^[1]																														
		26,000 ^[1]																														
		26,100 ^[1]																														
		27,600 ^[1]																														
	28,000 ^[1]																															
	28,300 ^[1]																															
	28,500 ^[1]																															
	30,000 ^[1]																															
	30,100 ^[1]																															
MANUAL TRANSMISSION	Engine																															
	Axle Ratio	3.42	3.73	3.73	3.73	3.73	3.73	3.73	3.73	3.73	3.73	3.73	3.73	3.73	3.73	3.73	3.73	3.73	3.73	3.73	3.73	3.73	3.73	3.73	3.73	3.73	3.73	3.73	3.73	3.73		
	GCWR	19,000	20,000	21,000	21,000	21,000	21,000	21,000	21,000	21,000	21,000	21,000	21,000	21,000	21,000	21,000	21,000	21,000	21,000	21,000	21,000	21,000	21,000	21,000	21,000	21,000	21,000	21,000	21,000	21,000	21,000	
	12,400	13,400	13,400	13,400	13,400	13,400	13,400	13,400	13,400	13,400	13,400	13,400	13,400	13,400	13,400	13,400	13,400	13,400	13,400	13,400	13,400	13,400	13,400	13,400	13,400	13,400	13,400	13,400	13,400	13,400	13,400	
	11,950	11,950	11,950	11,950	11,950	11,950	11,950	11,950	11,950	11,950	11,950	11,950	11,950	11,950	11,950	11,950	11,950	11,950	11,950	11,950	11,950	11,950	11,950	11,950	11,950	11,950	11,950	11,950	11,950	11,950	11,950	
	13,950	13,550	14,000	13,800	13,800	13,450	13,600	13,400	13,400	13,050	13,650	13,300	13,450	13,200	12,900	13,050	13,650	13,300	13,450	13,200	12,900	13,050	13,650	13,300	13,450	13,200	12,900	13,050	13,650	13,300	13,450	

Weights given in lb. LB = Long Box SB = Short Box RB = RamBox DRW = Dual Rear Wheel ^[1]DRW only. Requires MAX Tow Package.

5 YEAR/100,000 MILE POWERTRAIN WARRANTY WARRANTIES AS TOUGH AS THE POWERTRAINS THEY PROTECT. The business of a Ram truck is to deliver quality. All Ram powertrains cover you with a 5-Year/100,000-Mile Powertrain Limited Warranty.^[2]



Ram 3500 Crew Cab SLT DRW shown in Bright White. Properly secure all cargo.

NO FEAR FROM RAIL TO TRAIL. IT'S ALL ABOUT TOWING.

RAM HEAVY DUTY IS ALL ABOUT THE REAL WORLD. Like towing a cabin cruiser or hauling an excavator. Precisely why those Ram 3500 impressive towing figures also contribute to value. Three available advantages — the 6.7-liter Cummins® High Output engine, 6-speed automatic transmission, and the MAX Tow Package — result in the very real “Less Is More” equation: More towing power means less worry. More strength allows fewer trips. More capability reduces expenses for greater profits. That’s real Ram value.



IMPRESSIVELY LARGE BRAKE ROTORS, PADS, AND CALIPERS.

Leave smaller brakes to the others. Our massive rotors measure over 14 inches in diameter — with huge brake pads to match. It's about capability and control, and Ram Heavy Duty delivers.



AVAILABLE INTEGRATED TRAILER BRAKE CONTROLLER.

This panel-mounted display gives you greater control and towing confidence. Customize it to increase or decrease the trailer brake pressure, depending on your load weight.



NEW ELECTRIC-OVER-HYDRAULIC TRAILER BRAKE CAPABILITY.

Expand your towing capability. Choose from multiple modes for trailer-specific customization. Handles up to four-axle trailers, including standard and gooseneck. Customer-selectable inputs are visible in the EVIC display.



FIFTH-WHEEL HITCH.

Authentic Accessories by Mopar, ramp up towing. This tough Fifth-Wheel Hitch assembly is recommended across the Ram truck line when towing weights exceed 12,000 lb — an assignment easily handled by Ram Heavy Duty.^[4]

CHOOSE YOUR RAM. AND GO GET HITCHED. It's not merely outstanding towing numbers that make the Ram family the pickups of choice for the work site. Convenience is also at work here. This is ideal technology made for people who need to get hitched up.

On every Ram Heavy Duty, integrated 4- and 7-pin trailer connectors are standard. Class-IV hitch, standard. And the available ParkView® Rear Back-Up Camera^[5] removes the need for a spotter, or the time-consuming in-and-out trips from the cab to properly line up hitch to ball.

Whether powered by the outstanding choices of Cummins Turbo Diesels or the legendary 5.7-liter HEMI® V8, you've got cab sizes and cargo beds custom-made for every job, with the singular Ram Heavy Duty Mega Cab® still offering the largest interior volume in the class.^[3]



CONTROL IT, WITH YOUR DIESEL EXHAUST BRAKE. STANDARD WITH EVERY CUMMINS.

For some trucks, towing with or against gravity is a battle of wills. This indispensable asset on every Cummins Diesel offers exceptional control on grades.



NO DEF HERE. SAVE MONEY, TIME, AND HASSLES.

No other heavy-duty pickup in the class^[3] can make this claim. The Cummins-powered Ram 2500 and 3500 Heavy Duty pickups stand alone, meeting every 50-state emissions standard with no need for a Diesel Exhaust Fluid system.

CAPABILITY TO EXCEED THE NEED.

All towing figures: when properly equipped.



3500 REGULAR CAB, 8' BOX
22,750-LB
MAX TOW CAPACITY



3500 CREW CAB, 6'4" BOX
17,050-LB
MAX TOW CAPACITY



3500 CREW CAB, 8' BOX
20,150-LB
MAX TOW CAPACITY



3500 MEGA CAB, 6'4" BOX
18,350-LB
MAX TOW CAPACITY

DO THE MATH. STUDY YOUR ANGLES. ★

Look into it and it's clear that Ram has the right numbers. These are heavy-duty trucks with heavy-duty attitude — and dressed with looks to kill. But don't let that sculpted exterior or luxurious interior distract you from the guts of the matter. While Ram's comfortable ride, deft handling, and nimble maneuverability all combine for an impressive drive to the job site, these are serious workhorses built to tow multiple tons and haul thousands of pounds on a daily — and yearly — time frame.

This no-nonsense do-it-all work ethic was born in the arduous process of preproduction testing. Long before they work for you, Ram Heavy Duty prototypes endure conditions unlikely to be encountered in your life — or lifetime. Grueling durability tests, excessive climate testing, road simulation shake trials on tracks that resemble mountainous terrains — it's beyond brutal. We measure every number — and we measure up, backing you with one of the best working warranties^[2] in the business.



THE 5-YEAR/100,000-MILE POWERTRAIN LIMITED WARRANTY.^[2]

So complete, it's transferable. It protects every Ram engine and transmission for 5 years or 100,000 miles, whichever comes first. Includes towing to an authorized dealer. See dealer for details.

5 YEAR / 100,000 MILE POWERTRAIN WARRANTY^[2]



1 The tough hydroformed front structure is designed to be the primary absorber of any impacts. By deflecting the energy from the driver and front passenger, it contributes to enhanced safety and security.

2 We focus on components that offer phenomenal strength, durability, and reliability. Ram Heavy Duty features supremely durable suspension bushings, outstanding front spring rates, and specially tuned suspensions. All contribute to impressive maneuverability and deft handling under a wide variety of loads and road conditions.

3 Look for capability up to 5,500 lb.¹) High front GAWR figures accommodate large snowplow applications.

4 We completely seal the interior, giving you a beyond-quiet cabin. Our design effectively manages inside airflow through the cab and out via proprietary air exhausters in the rear of the cab.

5 Under the C-pillars, special hydraulic mounts enhance comfort and quietness. These unique mounts are literally “tuned” to help eliminate the vibrations of the suspension and frame.

6 Ram Heavy Duty brakes rank among the best. This multichannel, four-wheel antilock system is electronically operated, with front brakes controlled individually and the rear in tandem. Electronic Variable Brake Proportioning (EVBP) balances front-to-rear properties. The massive rotors exceed 14 inches in diameter, offering uncompromised braking power.

7 The structural cab strength comes from High Strength Steel (HSS) reinforcements and specialized inserts, which are integrated directly into the cab. Ram Heavy Duty also features superstrong windshield pillars and B-pillars.

IDEAL IF YOU'RE COMFORTABLE WITH COMPLETE CONTROL.




INTERIORS YOU CAN LIVE WITH. Make crosstown traffic bearable — and cross-country tours a spacious journey. Available features like power lumbar seats, heated and ventilated seats, Dual-Zone Temperature Control, and sophisticated electronics that can include the 'Net^[1] is where we're at. Be part of it: upload your Ram Heavy Duty video to youtube.com/Ram

This is where it all comes together. You're in complete control — from mastering your towing to knowing the operational systems of your 2012 Ram Heavy Duty at a glance. Crisp readouts from the Electronic Vehicle Information Center (EVIC) are augmented by wicked smart design touches — like available woodgrain surfaces. The technology of tomorrow becomes even smarter when you add Authentic Accessories by Mopar[®], to keep you in touch with it all: people, music, maps, the 'Net.^[1] Sometimes the impressive power of a Ram Heavy Duty interior even outweighs the experience of enjoying what's under the hood.



IN TOUCH, IN TUNE. Outfit your Ram with Uconnect[®] and you've got a hub for your most important media: cell phone, Internet^[1] (an available Authentic Accessory by Mopar), SiriusXM[™] Satellite Radio,^[8] navigation system, and personal devices, such as an iPod[®] or smartphone. Add SiriusXM Advanced Audio,^[9] and enjoy features like Song Title Save, Song/Artist/Composer information, Game Alerts for sporting events, Traffic Jump, Channel Browsing (without switching stations), Favorite Song Storing — and much more.



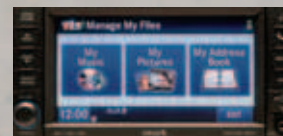
PHONE. Talking on the phone while driving has never been easier — or more responsible. Uconnect Phone is the in-vehicle, voice-activated communication system that allows you to pair up to seven Bluetooth[®] compatible phones and then talk virtually hands-free. This system is also clever enough to synchronize with your phone's address book^[6] — up to 1,000 entries — every time you get into your vehicle. The remote USB port lets you charge mobile devices.




WEB.^[1] Put the power of high-speed Internet in your vehicle with the available Uconnect Web.^[1] Effortlessly connect any WiFi-enabled device to the Internet at 3G broadband speeds, making your Ram a mobile Hotspot within a 150-ft range. Passengers can use multiple devices at the same time. There's no need for cell cards or software with this unique Authentic Accessory by Mopar. It's all wireless.



VOICE COMMAND.^[7] It simplifies driving by letting you keep your eyes on the road and your hands on the wheel. Vocally select AM/FM radio stations, SiriusXM Satellite Radio^[8] channels, make and receive calls, select navigation destinations, and record voice memos. Utilizing smart technology, the Voice Command^[7] system can also be trained to better recognize your voice, and can understand commands in English, French, and Spanish.



MULTIMEDIA. Manage all of your media. You'll have six ways to access audio, including SiriusXM Satellite Radio^[8] (your first year of service is included), plus a 40GB hard drive and iPod control with Voice Command.^[7] Wirelessly stream music through Bluetooth streaming audio. Rear Seat Video can be utilized in multiple ways, including playing your personal DVDs, a variety of compatible multimedia devices, and operating numerous gaming consoles.

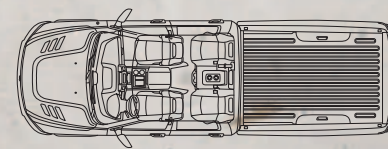


NAVIGATION SOLUTIONS. Choose from either Garmin[®], or the Enhanced GPS Navigation systems. Garmin is easy to use, with numerous features including Lane Guidance. The Enhanced GPS Navigation provides destination entry via Voice Command^[7] and SiriusXM Traffic^[10] for real-time traffic info on the go. Add SiriusXM Travel Link^[11] for local fuel and movie info, even sports results and stock market figures.



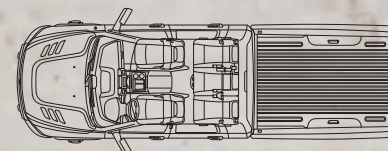
SOMETIMES BIGGER IS THE BEST. In the case of the cavernous Ram Mega Cab[®], there is no contender: this Ram Heavy Duty comes to work with the largest interior volume in the class.^[3]

CREW CAB



Interior Volume: 125.3 cu ft

MEGA CAB



Interior Volume: 142.65 cu ft



Crew Cab



Mega Cab

The objective was uncompromising: create an interior that works, day-in and year-out, to deliver outstanding levels of comfort, convenience, storage and capability. From the practical Regular Cab to Laramie Crew Cab and Mega Cab[®], Ram Heavy Duty delivers it all.

Laramie Crew Cab

1 Command central: the Ram Laramie dashboard and instrumentation leaves no doubt about who's in charge of this work partner. **2** The spacious and backseat-friendly Ram Crew Cab Laramie in Light Pebble Beige with Bark Brown accents, shown with available equipment.

Laramie Mega Cab

3 Nothing says mega like Ram Mega Cab, the class-leading⁽⁵⁾ cab for interior volume and comfort, shown here in Dark Slate Gray leather trim. **4** Advantage Ram: the huge Mega Cab rear-seat area transforms into a convenient fold-flat cargo space for transporting large items with small effort. **5** The in-floor storage bins and handy clips for grocery bags in Ram Mega Cab models.





 **IT'S ALL WORK...** 

BUILT FOR HEAVY DUTY. ACHIEVES ULTRA DUTY.

From farm to ranch, from industrial site to boat launch, the aim of every Ram Heavy Duty is to excel. And that's what they do. With no DEF system for Cummins® Turbo Diesel-powered Ram pickups. With impressive towing from Ram 3500 pickups equipped with the available Cummins High Output and MAX Tow Package. With cavernous Ram Mega Cab.® The 2012 Ram Heavy Duty. It just flat-out works.

SCOFF AT A LIFETIME OF HARD LABOR, WITH RAM 2500/3500. Why Ram Heavy Duty 2500/3500 rank as pickups of choice for the working world: No Diesel Exhaust Fluid (DEF) system required when powered by any Cummins Turbo Diesel engine ♦ Unsurpassed 800 lb-ft of torque^[3] with the available Cummins High Output ♦ The new 66RFE 6-speed automatic transmission for HEMI® V8-powered Ram 2500 pickups ♦ Exceptional Power Wagon® off-road capability ♦ Multiple choices for axles and axle ratios for all models ♦ Heavy-duty engine cooling ♦ 180-amp alternator available (standard on Power Wagon) ♦ Available class exclusive^[3] RamBox® Cargo Management System for 6'4" beds* ♦ Available Authentic Accessories by Mopar®. *Late availability.

**ON THE
JOB**

THE COST OF DOING BUSINESS
JUST NEXT DOOR.

THE INCENTIVES YOU NEED TO HELP YOUR BUSINESS SUCCEED.

Running a business presents plenty of challenges. Like cutting costs, not corners. The ON THE JOB^[1] commercial incentive program provides enormous assistance in purchasing, customizing, and servicing your business vehicles.

See your dealer for specific program rules and details, or call us toll-free at **877-ONTHEJOB (877-668-4356)**.

Among the most popular ON THE JOB incentives:

- **NO-EXTRA-CHARGE LUBE/OIL/FILTER**
For all Chrysler, Jeep®, Dodge and Ram vehicles. Includes gas and diesel engines.
- **COMMERCIAL GRAPHICS ALLOWANCES**
For all vehicles. \$250/\$500/\$1,000 Commercial Graphics Program Allowances.
- **COMMERCIAL EQUIPMENT/UPGRADES**
\$1,000/\$500 Allowances for Upgrades.
\$1,000 Snowplow/Factory Box-Off/Field Box-Off Allowances.
\$500 RamBox Cargo Management System Allowance.

BUSINESS LINK

DESTINATION: SUCCESS AND GROWTH. WELCOME TO BUSINESSLINK.

If you're in business, BusinessLink has you covered.

- Free Membership
- Extended Service Hours
- A Dedicated BusinessLink staff
- Convenient Shuttle Services
- Commercial Vehicles in Stock
- Next-Buy-Up Preferential Service Treatment
- Free Loaners† for Selected Vehicles
- And much more

For more information, log on to chryslerbusinesslink.com or call us toll-free at **877-2THELINK (877-284-3546)**.

†Some restrictions apply. See dealer for details.



1



2



3



4

1 Crew Cab Laramie: From the first glance, Laramie hints at exceptional design and comfort — and it delivers in every way. To an interior appointed with leather-trimmed seats, subtle touches of chrome on the dash, and woodgrain trim, add navigational radio, and ParkView® Rear Back-Up Camera,^[5] all standard. **2 Dual Glove Boxes:** Expand comfort and convenience with these intelligently designed storage compartments. **3 Under-the-Seat and In-Floor Storage:** Easy to reach and out of the way on Ram Crew Cabs, these are ideal for small tools and valuables. **4 RamBox® System:** This available cargo management system is now engineered for Ram Heavy Duty models with 6'4" beds. (Late availability.) Two lockable, lit, and drainable compartments on the sides of the bed join cargo rails and a bed extender/divider — with lots of custom RamBox System accessories from Mopar, to boot.

Properly secure all cargo.

Late availability feature shown.



Ram 2500 Crew Cab Outdoorsman shown in two-tone Black and Mineral Gray Metallic with optional equipment. Properly secure all cargo.



Ram 2500 Crew Cab Big Horn in Mineral Gray Metallic. Properly secure all cargo.



★ ...AND KNOWS PLAY. ★

READY TO BACK YOUR NEXT ADVENTURE.



When the angle of a boat launch makes drivers of lesser trucks look on with undisguised envy, count on your Ram Heavy Duty — and try not to smirk. Given tougher-than-nails engines, bulletproof transmissions and transfer cases, and exceptional towing technology, every day can be play time.

BEST PLAY ON THE BOOKS: RAM 2500/3500 HEAVY DUTY. Cummins® Turbo Diesel (std. 3500, available 2500), 610 lb-ft of torque; available Cummins High Output, for an unsurpassed 800 lb-ft of torque^[3]; standard diesel exhaust brake; available 6-speed automatic transmission with Electronic Range Select (ERS) for optimal gear selection and hands-on control. More: the Tow-Haul Mode, with dashboard-mounted switch, allows reprogramming of the transmission while towing and hauling; standard Class IV trailer hitch; available fully integrated electronic trailer brake controller.



EVERY VOCATION, EVERY LOCATION: RAM HEAVY DUTY HAS A TRIM LEVEL TO MEET THE NEED.

Right, top row: The most luxurious Ram ever built. Ram Laramie Longhorn features a premium interior with unique Laramie Longhorn Edition badging and seat treatments with distinctive laser-etched designs — or not; that's your call. **Second row:** Ram Power Wagon® distinguishes itself as the most capable pickup for severe off-road conditions; standard components on this exceptional pickup include Bilstein® gas-charged monotube shock absorbers, an electronically disconnecting front stabilizer bar (providing an additional nine inches of articulation), and the 12,000-lb capacity WARN® winch. **Third row:** The name says it all: Ram Outdoorsman, designed and built to take you to the lesser (and possibly never-before) traveled paths of life. Expand the capacity of the available brilliant RamBox® Cargo Management System with additional assets from Mopar®. Shown here is the RamBox Holster, letting you transport long guns, fishing rods with reels, or both. **Bottom row:** Contrast the vintage 1953 Ram Power Wagon military vehicle with a 2012 Ram Heavy Duty Crew Cab Big Horn, and you see history in motion. Ram Heavy Duty serves every purpose, from civic duty to all-around capability. For more, bookmark ramtrucks.com Properly secure all cargo.





Ram 3500 Mega Cab® Laramie Longhorn in Deep Cherry Red Pearl with White Gold Metallic lower.

RAM HEAVY DUTY TRIM LEVELS



ST

2500



Regular Cab



SRW: 8' Box



40/20/40 Bench Seat



Crew Cab



SRW: 6'4" or 8' Box



40/20/40 Bench Seat

3500



Regular Cab



DRW: 8' Box



40/20/40 Bench Seat



Crew Cab



SRW: 6'4" or 8' Box



DRW: 8' Box



40/20/40 Bench Seat

STANDARD FEATURES:

MECHANICAL

2500: 5.7L HEMI® V8 with heavy-duty cooling and 66RFE 6-speed automatic transmission

3500: 6.7L Cummins® Turbo Diesel with heavy-duty cooling and 6-speed manual transmission ♦ Tow hooks ♦ 7 x 11-inch trailer tow mirrors

2500/3500: Electronic Stability Control System (ESC)^[9] (on SRW models only), which includes 4-wheel ABS, Brake Assist, All-Speed Traction Control, Electronic Roll Mitigation, Hill Start Assist, and Trailer Sway Control^[9] ♦ Manual part-time transfer case (on 4x4 models) ♦ On short box models: 34-gallon fuel tank ♦ Long box models: 35-gallon fuel tank

INTERIOR

Vinyl 40/20/40 front bench seat ♦ Vinyl folding rear bench on Crew Cab models ♦ Vinyl floor covering ♦ Multistage front air bags^[10] ♦ Supplemental side-curtain air bags^[10] ♦ Tilt steering wheel ♦ Automatic headlamps ♦ Air conditioning ♦ Power windows and door locks (on Crew Cab models) ♦ Media Center radio with CD player and MP3 auxiliary input jack ♦ Electronic Vehicle Information Center (EVIC) located in instrument panel cluster

EXTERIOR

Black front and rear bumpers ♦ Black grille surround and inserts ♦ Black fold-in sideview mirrors ♦ Dual-lens headlamps ♦ Bed rail caps ♦ Locking tailgate ♦ 4- and 7-pin trailer wiring harness/connectors ♦ Class IV trailer hitch receiver ♦ 17-inch steel wheels with BSW tires



SLT

2500



Regular Cab



SRW: 8' Box



40/20/40 Bench Seat



Bucket Seats Opt.



Crew Cab



SRW: 6'4" or 8' Box



40/20/40 Bench Seat



Bucket Seats Opt.



Mega Cab®



SRW: 6'4" Box



40/20/40 Bench Seat



Bucket Seats Opt.

3500



Regular Cab



DRW: 8' Box



40/20/40 Bench Seat



Bucket Seats Opt.



Crew Cab



SRW: 6'4" or 8' Box



DRW: 8' Box



40/20/40 Bench Seat



Bucket Seats Opt.



Mega Cab



SRW: 6'4" Box



DRW: 6'4" Box



40/20/40 Bench Seat



Bucket Seats Opt.

STANDARD FEATURES:

MECHANICAL

2500: 5.7L HEMI V8 with heavy-duty cooling and 66RFE 6-speed automatic transmission

3500: 6.7L Cummins Turbo Diesel with heavy-duty cooling and 6-speed manual transmission ♦ Tow hooks ♦ 7 x 11-inch trailer tow mirrors

2500/3500: Electronic Stability Control System (ESC)^[9] (on SRW models only), which includes 4-wheel ABS, Brake Assist, All-Speed Traction Control, Electronic Roll Mitigation, Hill Start Assist, and Trailer Sway Control^[9] ♦ Electronic part-time transfer case (on 4x4 models) ♦ Electronic trailer brake controller ♦ Remote keyless entry ♦ On short box models: 34-gallon fuel tank ♦ Long box models: 35-gallon fuel tank

INTERIOR

Cloth 40/20/40 front bench seat ♦ Cloth folding rear bench on Crew Cab and Mega Cab models ♦ Carpet floor covering ♦ Multistage front air bags^[10] ♦ Supplemental side-curtain air bags^[10] ♦ Tilt steering wheel ♦ Automatic headlamps ♦ Air conditioning ♦ Power windows and door locks ♦ Media Center radio with CD player, MP3 auxiliary input jack and SiriusXM™ Satellite Radio^[8] ♦ Electronic Vehicle Information Center (EVIC) located in the instrument panel cluster ♦ Overhead console ♦ Power sliding rear window on Crew Cab and Mega Cab models

EXTERIOR

Chrome front and rear bumpers ♦ Chrome grille surround with Black inserts ♦ Dual-lens headlamps ♦ Chrome door handles ♦ Black, power heated fold-in sideview mirrors ♦ Bed rail caps ♦ Locking tailgate ♦ 4- and 7-pin trailer wiring harness/connectors ♦ Class IV trailer hitch receiver ♦ 17-inch chrome steel wheels with BSW tires



BIG HORN

2500



Crew Cab



SRW: 6'4" or 8' Box



40/20/40 Bench Seat



Bucket Seats Opt.



Mega Cab



SRW: 6'4" Box



40/20/40 Bench Seat



Bucket Seats Opt.

3500



Crew Cab



SRW: 6'4" or 8' Box



DRW: 8' Box



40/20/40 Bench Seat



Bucket Seats Opt.



Mega Cab



SRW: 6'4"



DRW: 6'4" Box



40/20/40 Bench Seat



Bucket Seats Opt.

STANDARD FEATURES:

MECHANICAL

2500: 5.7L HEMI V8 with heavy-duty cooling and 66RFE 6-speed automatic transmission

3500: 6.7L Cummins Turbo Diesel with heavy-duty cooling and 6-speed manual transmission ♦ Tow hooks ♦ 7 x 11-inch trailer tow mirrors

2500/3500: Electronic Stability Control System (ESC)^[9] (on SRW models only), which includes 4-wheel ABS, Brake Assist, All-Speed Traction Control, Electronic Roll Mitigation, Hill Start Assist, and Trailer Sway Control^[9] ♦ Electronic part-time transfer case (on 4x4 models) ♦ Electronic trailer brake controller ♦ Remote keyless entry ♦ On short box models: 34-gallon fuel tank ♦ Long box models: 35-gallon fuel tank

INTERIOR

Luxury Group ♦ Cloth 40/20/40 front bench seat ♦ Cloth 60/40 split-folding rear bench seat ♦ Carpet floor covering ♦ Multistage front air bags^[10] ♦ Supplemental side-curtain air bags^[10] ♦ Leather-wrapped tilt steering wheel with audio controls ♦ 115-volt power outlet ♦ Automatic headlamps ♦ Air conditioning ♦ Power windows and door locks ♦ Media Center radio with CD player, MP3 auxiliary input jack and SiriusXM Satellite Radio^[8] ♦ Electronic Vehicle Information Center (EVIC) located in the instrument panel cluster ♦ Overhead console ♦ Power sliding rear window

EXTERIOR

Quad-lens headlamps ♦ Fog lamps ♦ Chrome front and rear bumpers ♦ Chrome grille surround with chrome billet inserts ♦ Black power heated fold-in sideview mirrors with puddle lamps and supplemental turn signal indicators ♦ Chrome door handles ♦ Bed rail caps ♦ Locking tailgate ♦ 4- and 7-pin trailer wiring harness/connectors ♦ Class IV trailer hitch receiver ♦ 17-inch polished aluminum wheels with BSW tires



OUTDOORSMAN

**Vehicle shown with optional monotone paint.*

2500



Regular Cab



SRW: 8' Box



40/20/40 Bench Seat



Bucket Seats Opt.



Crew Cab



SRW: 6'4" or 8' Box



40/20/40 Bench Seat



Bucket Seats Opt.



Mega Cab®



SRW: 6'4" Box



40/20/40 Bench Seat



Bucket Seats Opt.

3500



Regular Cab



SRW: 6'4" or 8' Box



40/20/40 Bench Seat



Bucket Seats Opt.



Crew Cab



SRW: 6'4"



40/20/40 Bench Seat



Bucket Seats Opt.

STANDARD FEATURES:

MECHANICAL

2500: 5.7L HEMI® V8 with heavy-duty cooling and 66RFE 6-speed automatic transmission

3500 (SRW MODELS ONLY): 6.7L Cummins® Turbo Diesel with heavy-duty cooling and 6-speed manual transmission

2500/3500: Electronic Stability Control System (ESC)^[9] which includes 4-wheel ABS, Brake Assist, All-Speed Traction Control, Electronic Roll Mitigation, Hill Start Assist, and Trailer Sway Control^[9] ♦ Remote keyless entry ♦ Electronic part-time transfer case (on 4x4 models) ♦ Electronic trailer brake controller ♦ Tow hooks ♦ Remote start (with automatic transmissions only) and Security Group ♦ On short box models: 34-gallon fuel tank ♦ Long box models: 35-gallon fuel tank

INTERIOR

Luxury group ♦ Leather-wrapped tilt steering wheel with audio controls ♦ Premium cloth front 40/20/40 bench seat ♦ Power driver's seat ♦ Cloth 60/40 split-folding rear bench on Crew Cab and Mega Cab models ♦ Carpet floor covering ♦ Rubber all-weather floor mats ♦ Multistage front air bags^[10] ♦ Supplemental side-curtain air bags^[10] ♦ Automatic headlamps ♦ Air conditioning ♦ Power windows and door locks ♦ Media Center radio with CD player, MP3 auxiliary input jack, and SiriusXM™ Satellite Radio^[8] ♦ 115-volt power outlet ♦ Electronic Vehicle Information Center (EVIC) located in instrument panel cluster ♦ Overhead console with Universal Garage Door Opener ♦ Power sliding rear window on Crew Cab and Mega Cab models

EXTERIOR

Two-tone paint with Mineral Gray Metallic front bumper, rear bumper, and fender flares ♦ Body-color grille surround with Black inserts ♦ Black door handles ♦ Heated power, fold-in sideview mirrors in Black with puddle lamps and turn signal indicators ♦ Fog lamps ♦ Quad-lens headlamps ♦ Bed rail caps ♦ Locking tailgate ♦ 4- and 7-pin trailer wiring harness/connectors ♦ Class IV trailer hitch receiver ♦ Tow hooks ♦ 7 x 11-inch trailer tow mirrors ♦ 17-inch forged aluminum wheels with LT All-Terrain tires



POWER WAGON®

2500



Crew Cab



SRW: 6'4"



40/20/40 Bench Seat

STANDARD FEATURES:

MECHANICAL

2500 only. 5.7L HEMI V8 with heavy-duty cooling and 66RFE 6-speed automatic transmission ♦ Tow hooks ♦ Skid plates for the fuel tank and transfer case ♦ Electronic disconnecting front stabilizer (or sway) bar ♦ Front and rear electronic locking differentials ♦ 12,000-lb WARN® winch ♦ 34-gallon fuel tank ♦ Remote keyless entry ♦ Electronic Stability Control System (ESC)^[9] which includes 4-wheel ABS, Brake Assist, All-Speed Traction Control, Electronic Roll Mitigation, Hill Start Assist, and Trailer Sway Control^[9] ♦ Manual part-time transfer case ♦ Electronic trailer brake controller

INTERIOR

Power driver's seat ♦ Cloth front 40/20/40 bench seat ♦ Cloth 60/40 split-folding rear bench ♦ Tilt steering wheel ♦ Carpet floor covering ♦ Automatic headlamps ♦ Air conditioning ♦ Power windows and door locks ♦ Media Center radio with CD player, MP3 auxiliary input jack and SiriusXM Satellite Radio^[8] ♦ Electronic Vehicle Information Center (EVIC) located in instrument panel cluster ♦ Multistage front air bags^[10] ♦ Supplemental side-curtain air bags^[10] ♦ Power sliding rear window

EXTERIOR

Two-tone paint with front and rear chrome bumpers ♦ Black fender flares ♦ Chrome grille surround with Black inserts ♦ Black, power heated fold-in sideview mirrors ♦ Black door handles and Black bed rail caps ♦ Fog lamps ♦ Quad-lens headlamps ♦ Locking tailgate ♦ Class IV trailer hitch receiver ♦ 4- and 7-pin trailer wiring harness/connectors ♦ 17-inch forged aluminum wheels with 33-inch LT All-Terrain tires

RAM HEAVY DUTY TRIM LEVELS



LARAMIE

2500



Crew Cab



SRW: 6'4" or 8' Box



40/20/40 Bench Seat



Bucket Seats Opt.



Mega Cab®



SRW: 6'4" Box



40/20/40 Bench Seat



Bucket Seats Opt.

3500



Crew Cab



SRW: 6'4" or 8' Box



DRW: 8' Box



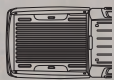
40/20/40 Bench Seat



Bucket Seats Opt.



Mega Cab



SRW: 6'4"



DRW: 6'4" Box



40/20/40 Bench Seat



Bucket Seats Opt.

STANDARD FEATURES:

MECHANICAL

2500: 5.7L HEMI® V8 with heavy-duty cooling and 66RFE 6-speed automatic transmission

3500: 6.7L Cummins® Turbo Diesel with heavy-duty cooling and 6-speed manual transmission ♦ Tow hooks ♦ 7 x 11-inch trailer tow mirrors

2500/3500: Electronic Stability Control System (ESC)^[9] (on SRW models only), which includes 4-wheel ABS, Brake Assist, All-Speed Traction Control, Electronic Roll Mitigation, Hill Start Assist, and Trailer Sway Control^[9] ♦ Electronic part-time transfer case (on 4x4 models) ♦ Electronic trailer brake controller ♦ Remote keyless entry ♦ ParkView® Rear Back-Up Camera^[5] ♦ Security alarm ♦ On short box models: 34-gallon fuel tank ♦ Long box models: 35-gallon fuel tank

INTERIOR

Leather-trimmed front 40/20/40 bench seat ♦ Power driver and front-passenger seats ♦ Heated front seats ♦ Leather-trimmed 60/40 split-folding rear bench ♦ Power adjustable pedals with memory ♦ 115-volt power outlet ♦ Carpet floor covering ♦ Multistage front air bags^[10] ♦ Supplemental side-curtain air bags^[10] ♦ Heated leather-wrapped tilt steering wheel with audio controls ♦ Automatic headlamps ♦ Automatic temperature control ♦ Power windows and door locks ♦ Media Center 730N touch-screen radio with CD player, navigation, 40GB hard drive, remote USB port, MP3 auxiliary input jack and SiriusXM™ Satellite Radio^[8] ♦ Premium 10-speaker surround sound audio system ♦ Electronic Vehicle Information Center (EVIC) located in the instrument panel cluster ♦ Overhead console with Universal Garage Door Opener ♦ Power sliding rear window

EXTERIOR

Two-tone paint treatment with lower body and fender flares in Bright Silver Metallic ♦ Chrome front and rear bumpers ♦ Chrome door handles ♦ Chrome grille surround with chrome billet inserts ♦ Chrome power heated fold-in sideview mirrors with puddle lamps and turn signal indicators ♦ Quad-lens headlamps ♦ Fog lamps ♦ Bed rail caps ♦ Locking tailgate ♦ 4- and 7-pin trailer wiring harness/connectors ♦ Class IV trailer hitch receiver ♦ 17-inch polished aluminum wheels with BSW tires



LARAMIE LONGHORN

2500



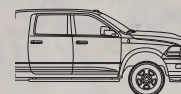
Crew Cab



SRW: 6'4" or 8' Box



Bucket Seats



Mega Cab



SRW: 6'4" Box



Bucket Seats

3500



Crew Cab



SRW: 6'4" or 8' Box



DRW: 8' Box



Bucket Seats



Mega Cab



SRW: 6'4"



DRW: 6'4" Box



Bucket Seats

STANDARD FEATURES:

MECHANICAL

2500: 5.7L HEMI V8 with heavy-duty cooling and 66RFE 6-speed automatic transmission

3500: 6.7L Cummins High Output Turbo Diesel with heavy-duty cooling and 6-speed automatic transmission ♦ Tow hooks ♦ 7 x 11-inch trailer tow mirrors

2500/3500: Electronic Stability Control System (ESC)^[9] (on SRW models only), which includes 4-wheel ABS, Brake Assist, All-Speed Traction Control, Electronic Roll Mitigation, Hill Start Assist, and Trailer Sway Control^[9] ♦ ParkSense® Rear Park Assist^[5] ♦ ParkView Rear Back-Up Camera^[5] ♦ Electronic part-time transfer case (on 4x4 models) ♦ Electronic trailer brake controller ♦ Remote keyless entry ♦ Security alarm system ♦ Remote start system ♦ On short box models: 34-gallon fuel tank ♦ Long box models: 35-gallon fuel tank

INTERIOR

Premium leather front bucket seats ♦ Power driver and front-passenger seats ♦ Heated and ventilated front seats ♦ Full-floor center console with leather console cover ♦ 115-volt power outlet ♦ Premium leather heated 60/40 split-folding rear bench ♦ Carpet floor covering ♦ Premium floor mats with removable inserts ♦ Multistage front air bags^[10] ♦ Supplemental side-curtain air bags^[10] ♦ Heated leather-wrapped tilt steering wheel with audio controls ♦ Automatic headlamps ♦ Automatic temperature control ♦ Power windows and door locks ♦ Media Center 730N touch-screen radio with CD player, navigation, 40GB hard drive, remote USB port, MP3 auxiliary input jack and SiriusXM Satellite Radio^[8] ♦ Premium 10-speaker surround sound audio system ♦ Premium instrument cluster ♦ Electronic Vehicle Information Center (EVIC) located in instrument panel cluster ♦ Overhead console with Universal Garage Door Opener ♦ Power sliding rear window

EXTERIOR

Two-tone paint treatment with lower body, fender flares, front bumper, rear bumper, and running boards in White Gold Metallic ♦ Fog lamps ♦ Chrome grille surround with chrome billet inserts ♦ Chrome power heated fold-in sideview mirrors with puddle lamps and turn signal indicators ♦ Unique Laramie Longhorn badging ♦ Quad-lens headlamps ♦ Chrome door handles ♦ Bed rail caps ♦ Spray-in bedliner ♦ Locking tailgate ♦ 4- and 7-pin trailer wiring harness/connectors ♦ Class IV trailer hitch receiver ♦ 17-inch polished aluminum wheels with BSW tires



AUTHENTIC RAM ACCESSORIES

Mopar®. Inspiring truck owners with innovative parts and accessories – all made-to-spec, for your Ram truck. This is what Mopar delivers, along with expert, caring service. Mopar technicians are the masters of your make and model, with access to the authentic tools and diagnostic equipment that help get the job done efficiently and effectively. Choose authentic Mopar parts and service and you'll drive away with peace of mind. Visit mopar.com or your dealer for more information on the full line of Authentic Ram Accessories.

Above: Ram 2500 Crew Cab with available Steel Ladder Rack, an Authentic Ram Accessory by Mopar. Properly secure all cargo.

1 CAPABILITY. It's total strength when you need pulling power: tough Gooseneck Hitch attaches to frame crossmembers and delivers outstanding towing capability.

2 FUNCTIONALITY. Barrier for others, strongbox for you. Constructed of diamond plate aluminum, the lockable Heavy-Duty Commercial Grade Toolbox is ideal for jobs large and small.

3 PROTECTION. Scratches and dents in the truck bed are history when you opt for the dealer-installed Drop-In Bedliner with its cargo-friendly molded surface.

4 CONNECTIVITY. Get with it — and stay there. Web access is critical, and the means to stay in touch with it all is this indispensable Accessory from Mopar: the comprehensive Uconnect Web.^[1]



Ram 1500 shown.

Ram 1500 shown.

RAM 2500/3500 BUYER'S GUIDE

	ST REG/CREW	SLT REG/CREW/MEGA	BIG HORN CREW/MEGA	OUTDOORSMAN REG/CREW/MEGA	POWER WAGON® CREW (2500 ONLY)	LARAMIE CREW/MEGA	LARAMIE LONGHORN CREW/MEGA
PACKAGE DESIGNATIONS	A	G	Z	T	P	H	K
ENGINES AND TRANSMISSIONS							
5.7L HEMI® V8 WITH VVT (EZC)							
6-SPEED AUTOMATIC (DFP) (2500 only)	26A	26G	26Z	26T	26P	26H	26K
6.7L CUMMINS® TURBO DIESEL I-6 (ETJ)							
6-SPEED MANUAL (DGE)	2EA	2EG	2EZ	2ET	N/A	2EH	N/A
6.7L CUMMINS HIGH OUTPUT TURBO DIESEL I-6 (ETJ)							
6-SPEED 68RFE AUTOMATIC (DG7)	2FA	2FG	2FZ	2FT	N/A	2FH	2FK
MECHANICAL FEATURES							
ALTERNATORS — 160-amp (BAB)	•	•	•	•		•	•
— 180-amp (4x4 models only; included with Heavy-Duty Snowplow Prep Group) (BAD)	P	P	P	P	•	P	P
AXLES 2500							
— Antispin rear differential (DSA)	0	0	0	•		0	0
— Tru-Lok® front and rear electronic locking differentials (DSE)					•		
— 3.42 ratio (standard with Cummins Turbo Diesel only; not available on Outdoorsman 4x4 models) (DMR)	0	0	0	0		0	0
— 3.73 ratio (available with Cummins Turbo Diesel) (DME)	•/0	•/0	•/0	•/0		•/0	•/0
— 4.10 ratio (included on Outdoorsman 4x4) (DMF)	0	0	0	0/P		0	0
— 4.56 ratio (DMU)					•		
— 10.5-inch Single Rear Wheel (2500 HEMI models only) (DRW)	•	•	•	•	•	•	•
— 11.5-inch Single Rear Wheel (included with 6.7L Cummins engine) (DRQ)	P	P	P	P		P	P
AXLES 3500							
— Antispin rear differential (DSA)	•	•	•	•		•	•
— 3.42 ratio (DMR)	•	•	•	•		•	•
— 3.73 ratio (DME)	0	0	0	0		0	0
— 4.10 ratio (optional with SRW; included with MAX Tow Group on DRW) (DMF)	0/P	0/P	0/P	0		0/P	0/P
— 11.5-inch Single Rear Wheel (not available on 3500 Regular Cab; standard on 3500 Crew Cab short box models; included with Single Rear Wheel Group) (DRQ)	•/P	•/P	•/P	•		•/P	•/P
— 11.5-inch Dual Rear Wheel (not available on 3500 Crew Cab short box models) (DRX)	•	•	•	•		•	•
BATTERY — 730-amp (BCN)							
DIESEL EXHAUST BRAKE — Included with Cummins engines (NEN)	P	P	P	P		P	P
DUAL REAR WHEEL — Includes 11.5-inch DRW axle, box and fender clearance lamps (3500 only; not available on Crew Cab short box models) (WLA)	•	•	•			•	•
DUAL TRANSMISSION OIL COOLER — Requires Cummins High Output Diesel (included with 3500 Max Tow Group)	0/P	0/P	0/P	0	0	0/P	0/P
ENGINE BLOCK HEATER — Included with Cold Weather Group (NHK)	0/P	0/P	0/P	0/P	0	0/P	0/P
ENGINE COOLING — Heavy-duty (NMC)	•	•	•	•	•	•	•
FUEL TANK — 34-gallon (standard with 6' 4" boxes) (NFU)	•	•	•	•	•	•	•
— 35-gallon (standard with 8-ft boxes) (NFV)	•	•	•	•	•	•	•
SHOCK ABSORBERS — Front, heavy-duty (SFB)							
— Rear, heavy-duty (SGB)	•	•	•	•	•	•	•
SKID PLATES — Fuel tank (4x4 models only) (XEE)							
— Transfer case (4x4 models only; included with the Protection and Heavy-Duty Snowplow Prep Groups) (XEF)	P	P	P	P	•	P	P
STABILIZER BAR — Front (SHA)							
— Front, electronic disconnect (SHG)					•		
STEERING — Power, rack-and-pinion (4x2 models only) (SBA)							
— Power, recirculating ball (4x4 models only) (SBE)	•	•	•	•	•	•	•
TOW HOOKS — Included with Protection Group and 6.7L Cummins engine; standard on 3500 (XEA)							
TRAILER HITCH RECEIVER — Class IV; includes 4- and 7-pin trailer wiring harness/connectors (XFH) (XFK)	0/P	0/P	0/P	•	•	0/P	0/P
TRANSFER CASE — Manual shift, part-time (4x4 models only) (DH1)							
— Electric shift, part-time (4x4 models only) (DH3)	•	•	•	•	•	•	•
WINCH — WARN® Front, electric; 12,000-lb capacity (XE5)							
— Tire carrier (TBM)	•	•	•	•	•	•	•
EXTERIOR FEATURES							
BADGING — 4x4 (on 4x4 models only)							
— Big Horn (MYF)	•	•	•	•	•	•	•
— Laramie (MTE)			•			•	
— Laramie Longhorn (M1B)							•
— Lone Star (Texas only) (MYG)			P				
— Ram's Head (MGA)	•	•	•	•	•	•	•
— Power Wagon					•		
— SLT (MTD)		•					
— Outdoorsman				•			
BEDLINER — Spray-in (XMF)							
BUMPERS — Front, Black (MCC)	0	0	0	0	0	0	•
— Rear, Black (MBZ)	•						
— Front, painted lower body-color				•		•	
— Rear, painted lower body-color				•		•	
— Front, chrome (included with Chrome Appearance Group) (MCT)	P	•	•	0	•	•	0
— Rear, chrome (included with Chrome Appearance Group) (MBF)	P	•	•	0	•	•	0
CHROME TUBULAR SIDE STEPS — Authentic Ram Accessory by Mopar® (MRT)							
FASCIA — Front, headlamp filler, Black (included with low-volume paint) (MCJ)	0	0	0	0	0	0	0
— Front, headlamp filler, body-color (MCM)	P	P	P	P	•		
FOG LAMPS — Included with Popular Equipment Group (LNU)							
GRILLE — Chrome surround, Black insert grille (included with Chrome Appearance Group) (MFD)	•	•			•		
— Black (MFF)	•						

	ST REG/CREW	SLT REG/CREW/MEGA	BIG HORN CREW/MEGA	OUTDOORSMAN REG/CREW/MEGA	POWER WAGON® CREW (2500 ONLY)	LARAMIE CREW/MEGA	LARAMIE LONGHORN CREW/MEGA
PACKAGE DESIGNATIONS	A	G	Z	T	P	H	K
PACKAGE DESIGNATIONS							
— Chrome surround, chrome insert (MF1)			•			•	•
— Body-color surround, Black insert (MFT)				•			
EXTERIOR FEATURES (continued)							
HEADLAMPS — Automatic (LMG)							
— Halogen (LMA)	•	•	•	•	•	•	•
— Quad halogen (LME)			•	•	•	•	•
LAMPS, EXTERIOR — Cab clearance (included with 3500 DRW models; available on 2500/3500 SRW models) (LNC)							
— Box and rear fender clearance (included with 3500 DRW models) (LND)	P/O	P/O	P/O	0	•	P/O	P/O
MIRRORS 2500; EXTERIOR							
— Manual, Black, Regular Cab only (GPU)	•						
— Folding trailer tow, manual, Black, Regular Cab only (GPD)	0						
— Power, heated, folding, Black (GT6)	•	•	•	•	•		
— Power, heated, folding, Black; includes exterior courtesy lamps and supplemental turn signal (included with Luxury Group) (GUK)		P	P	P	P		
— Power trailer tow, heated, manual folding, Black; includes exterior courtesy lamps and supplemental turn signal (GPG) (NA Regular Cab ST)	0	0	0	0	0		
— Power multifunction, heated, folding, chrome; includes position memory, exterior courtesy lamps and supplemental turn signal (GU4)						•	•
— Power multifunction trailer tow, heated, manual folding, chrome; includes position memory, exterior courtesy lamps and supplemental turn signal (GPC)						0	0
MIRRORS 3500; EXTERIOR							
— Folding trailer tow, manual, Black, Regular Cab only (GPD)	•						
— Power trailer tow, heated, manual folding, Black; includes exterior courtesy lamps and supplemental turn signal (included with Crew Cab) (GPG)	P/•	•	•				
— Power multifunction trailer tow, heated, manual folding, chrome; includes position memory, exterior courtesy lamps and supplemental turn signal (GPC)						•	•
PAINT — Monotone (APA)							
— Two-tone, includes accent fender flares (APD)	•	•	•	0	P	0	0
RAMBOX® Cargo Management System — Includes pickup box with integrated bins that are weatherproof, lockable and drainable; also includes rails with four adjustable cleats, and a dual-purpose bed divider/extender (for 6'4" box, Single Rear Wheel models only; not available with 8-ft box; 6'4" box late availability) (XB9)							
TAILGATE — Locking (XJJ)	0	0	0	0	0	0	0
TIRES 2500							
— LT245/70R17E BSW All-Season (TWD)	•						
— LT245/70R17E BSW On-/Off-road (TWE)	0						
— LT265/70R17E BSW All-Season (not available on Mega Cab® 4x4 models) (TT3)		•	•			•	•
— LT265/70R17E BSW On-/Off-road, 4x4 only (standard on Mega Cab 4x4 models) (TXE)		•	•			•	•
— LT285/70R17D BSW All-Terrain (Power Wagon models only) (TXA)					•		
— LT265/70R17E OWL On-/Off-road (included with Popular Equipment Group) (TT5)		P/O	0	•		0	0
— Spare, full-size (TBB)	•	•	•	•	•	•	•
TIRES 3500							
— LT265/70R17E BSW All-Season (SRW models only) (TT3)	•/P	•/P	•/P			•/P	•/P
— LT265/70R17E OWL On-/Off-road (SRW models only) (TT5)	0	0	0	•		0	0
— LT235/80R17E BSW All-Season (DRW models only) (TPY)	•	•	•	•		•	•
— LT235/80R17E OWL On-/Off-road (DRW models only) (TP9)	0	0/P	0			0	0
— Spare, full-size (TBB)	•	•	•			•	•
WHEELS 2500							
— 17 x 7.5-inch styled steel, painted Argent (WD2)	•						
— 17 x 8-inch steel, chrome-clad (included with Chrome Appearance Group) (WGS)	P	•					
— 17 x 8-inch polished aluminum (WBG)		0	•	0			
— 17 x 8-inch polished forged aluminum (WFF)				•	•		
— 17 x 8-inch polished cast aluminum (WFK)						•	•
— 17 x 6-inch Argent steel (DRW models only) (WFL)	•						
— 17 x 7-inch steel spare (WF1)	•	•	•	•	•	•	•
WHEELS 3500							
— 17 x 7.5-inch styled steel, painted Argent (SRW models only) (WD2)	•						
— 17 x 8-inch steel chrome-clad (included with Chrome Appearance Group; SRW models only) (WGS)	P	•					
— 17 x 8-inch polished aluminum (SRW models only) (WBG)		0	•	0			
— 17 x 8-inch polished forged aluminum (SRW models only) (WFF)				•			
— 17 x 8-inch polished cast aluminum (SRW models only) (WFK)						•	•
— 17 x 6-inch Argent steel (DRW models only) (WFL)	•						
— 17 x 6-inch steel chrome finish (included with Chrome Appearance Group; DRW models only) (WD4)	P	•	•				
— 17 x 6-inch polished aluminum (DRW models only) (WF7)		0	0			•	
— 17 x 6-inch polished aluminum with Longhorn center cap (DRW models only) (WF9)							•
WHEELWELL FLARES — Painted Mineral Gray Metallic (MMJ)							
— Black (K50)						•	
— Color-matched with lower two-tone paint color (MRD)							•
— Monotone body-color wheel flares				0		0	0
WINDSHIELD WIPERS — Variable-intermittent (JHA)							
•	•	•	•	•	•	•	•
INTERIOR FEATURES							
AIR CONDITIONING — (HAA)							
— Dual-Zone Temperature Control (HAF)						•	•
ASSIST HANDLE — Driver and passenger-side (CSP)							
BEZEL — Center stack, Black (JBF)							
— Center stack, color-keyed (JBY)		•	•	•	•		
— Center stack, woodgrain insert (JBB)						•	•
CIGAR LIGHTER — Included with Smoker's Group (JJA)							
P	P	P	P	P	P	P	P
CONSOLE — Full-size floor console (included with front bucket seats)							
— Overhead, with lighting (CUN)	•	•	•	•	•		

	ST REG/CREW	S/LT REG/CREW/MEGA	BIG HORN CREW/MEGA	OUTDOORSMAN REG/CREW/MEGA	POWER WAGON® CREW (2500 ONLY)	LARAMIE CREW/MEGA	LARAMIE LONGHORN CREW/MEGA
PACKAGE DESIGNATIONS	A	G	Z	T	P	H	K
— Overhead, with Universal Garage Door Opener (included in Luxury Group) (CV2)		P	•	P	P	•	•
INTERIOR FEATURES (continued)							
DOOR LOCKS — Manual (Regular Cab models only) (JE8)	•						
— Power (included with Crew Cab) (UPB)	P	•	•	•	•	•	•
FLOOR COVERING — Heavy-duty vinyl (CK)		•	0	0	0	0	
— Carpet (included with ST Popular Equipment Group) (CKE)	P	•	•	•	•	•	•
FLOOR MATS — Front only, carpeted (Regular Cab; included with carpet on ST models) (CLA)	P	•					
— Front and rear, carpeted (Crew Cab and Mega Cab® models; included with carpet on ST models) (CLE)	P	•	•			•	•
— Front, rubber all-weather (Regular Cab models only) (CLY)	0	0		•			
— Front and rear, rubber all-weather (CLF)	0	0	0	•	•	0	
INSTRUMENT CLUSTER — With display screen for Electronic Vehicle Information Center		•	•	•	•	•	•
MIRRORS, INTERIOR — Day/night manual (GNA)		•	•				
— Auto-dimming rearview day/night (included with Luxury Group and Uconnect® Phone) (GNK)		P	•	•	•	•	•
— Passenger-side visor with mirror (GNM)			•	•	•		
— Illuminated visor, passenger and driver side (included with Luxury Group) (GNC)		P	•	•	P	•	•
PEDALS — Power adjustable (requires automatic transmission) (XAP)		0	0	0	0		
— Power adjustable with memory (requires automatic transmission) (XAM)						0	•
PICKUP BOX DELETE — 2500 Regular Cab and Crew Cab models only (XBC)	0	0	0				
POWER ACCESSORY DELAY — (JKY)		•	•	•	•	•	•
POWER OUTLETS — Two 12-volt auxiliary (JJJ)		•	•	•	•	•	•
— 115-volt auxiliary (included with *M9, *MJ seats) (JKV)		P	P	P	P	•	•
SEAT BELTS — Front, shoulder height adjustable (CGD)		•	•	•	•	•	•
SEATS — Power 10-way driver (included with *M9 and *MJ seats) (JRT)		P	P	P	P		
— Power 10-way driver with memory and 6-way power front-passenger (JRF)						•	•
— Heated driver and front-passenger, includes heated steering wheel (CMA)						•	•
— Heated second-row (included with *GJ bucket seats) (JPZ)						P	•
— Vinyl 40/20/40 split-bench front (Crew Cab models include folding rear bench seat trimmed in vinyl) (*TX)		•					
— Cloth-trimmed 40/20/40 split-bench front with folding center armrest/business console (included with ST Popular Equipment Group; Crew Cab and Mega Cab models include folding rear bench seat trimmed in cloth) (*V9)	P	•	•		•		
— Premium cloth-trimmed 40/20/40 split-bench front with power 10-way driver, power lumbar adjuster, folding center armrest/business console with center-seat-cushion storage, 115-volt auxiliary power outlet (included with Popular Equipment Group; Crew Cab and Mega Cab models include 60/40 split-folding rear bench seat) (*M9)		0/P	0	•	0		
— Premium cloth-trimmed low-back bucket seats with power 10-way driver, power lumbar adjuster, fixed center console, 115-volt auxiliary power outlet (Crew Cab and Mega Cab models include 60/40 split-folding rear bench seat trimmed in cloth) (*MJ)		0	0	0			
— Leather-trimmed 40/20/40 split-bench heated front with power 10-way/memory for driver, power 6-way front-passenger, power lumbar adjuster, front center-seat-cushion storage and folding center armrest/business console, 115-volt auxiliary power outlet (Crew Cab and Mega Cab models include 60/40 split-folding rear bench seat trimmed in vinyl) (*VL)						•	
— Leather-trimmed low-back, ventilated and heated bucket seats, includes power 10-way driver and power 6-way front-passenger, power lumbar adjuster, fixed center console, 115-volt auxiliary power outlet, heated second-row seats on Crew Cab and Mega Cab models (Crew Cab and Mega Cab models include 60/40 split-folding rear bench seat trimmed in vinyl) (*GJ)							0
— Premium leather low-back, ventilated and heated bucket seats, power 10-way driver and power 6-way front-passenger, power lumbar adjuster, fixed center console, 115-volt auxiliary power outlet, heated second-row seats on Crew Cab and Mega Cab models (Crew Cab and Mega Cab models include 60/40 leather split-folding rear bench seat) (Bark Brown seats include laser etching) (*X)							•
— Premium leather-trimmed low-back, ventilated and heated bucket seats, includes power 10-way driver and power 6-way front-passenger, power lumbar adjuster, fixed center console, 115-volt auxiliary power outlet, heated second-row seats on Crew Cab and Mega Cab models (Crew Cab and Mega Cab models include 60/40 split-folding rear bench seat) (Bark Brown only, no laser etching) (*DJ)							0
SPEED CONTROL — (NHM)		•	•	•	•	•	•
STEERING — Tilt-column (SUA)		•	•	•	•	•	•
STEERING WHEEL — Four-spoke, urethane-wrapped (SCF)		•	•		•		
— Leather-wrapped with remote audio control buttons (included with Luxury Group) (SCV)		P	•	•	P	•	•
— Heated (included with heated seats) (NHS)						•	•
STORAGE — Front center-seat-cushion (included with *M9) (CVH)		P	P	P	P	•	
— Front, behind seat (Regular Cab models only) (CU3)		•	•	•	•		
— Rear, behind second-row seat (Mega Cab models only) (CU3)		•	•	•	•	•	•
— Rear, underseat compartment (Crew Cab models only) (CUE)		•	•	•	•	•	•
— Rear, in-floor storage bins (Crew Cab models only)		•	•	•	•	•	•
SUNROOF — Power (Crew Cab and Mega Cab models only) (GWA)		0	0	0	0	0	0
TURN SIGNALS — Three-blink lane-change signal		•	•	•	•	•	•
TIP START — Included with automatic transmissions		P	P	P	P	P	P
VISORS — Front passenger, with mirror (GNM)		•	•	•	•	•	•
— Driver and front passenger, with illuminated vanity mirrors (included with Luxury Group) (GNC)			P	•	P	•	•
WINDOWS — Manual (Regular Cab models only) (JF8)		•					
— Power, front with driver-side one-touch down (Regular Cab models only) (JPY)			•	•			

	ST REG/CREW	S/LT REG/CREW/MEGA	BIG HORN CREW/MEGA	OUTDOORSMAN REG/CREW/MEGA	POWER WAGON CREW (2500 ONLY)	LARAMIE CREW/MEGA	LARAMIE LONGHORN CREW/MEGA
PACKAGE DESIGNATIONS	A	G	Z	T	P	H	K
— Power, front and rear with driver-side one-touch down and up (Crew Cab and Mega Cab models only) (JP3)	•	•	•	•	•	•	•

INTERIOR FEATURES (continued)

— Rear backlight, fixed (included with rear defroster on Crew Cab and Mega Cab models) (GJD)	•	P	P	P	P	P	P
— Rear defroster (Crew Cab and Mega Cab models only; requires fixed glass rear window) (GFA)		0	0	0	0	0	0
— Rear backlight, sliding (Regular Cab models only) (GFD)	0	•					
— Rear backlight, power sliding (Crew Cab and Mega Cab models only) (GFE)		•	•	•	•	•	•

UCONNECT MULTIMEDIA

MEDIA CENTER 130 RADIO — AM/FM/CD radio with MP3/WMA support, audio jack and Voice Command ^[7] (RES)	•	•	•	•	•		
MEDIA CENTER 430 RADIO — AM/FM/CD/DVD [†] radio with MP3/WMA support, 6.5-inch touch screen, 40GB hard drive, SiriusXM [™] Satellite Radio, ^[8] audio jack and Voice Command ^[7] (RBZ)		0	0	0	0	0	0
MEDIA CENTER 430N RADIO — AM/FM/CD/DVD [†] radio with MP3/WMA support, 6.5-inch touch screen, 40GB hard drive, SiriusXM Satellite Radio, ^[8] audio jack, Voice Command ^[7] GPS Navigation, SiriusXM Traffic, ^[8] SiriusXM Travel Link, ^[8] and Uconnect Phone (RHB)		0	0	0	0	0	0
MEDIA CENTER 730N RADIO — AM/FM/CD/DVD [†] radio with MP3/WMA support, 6.5-inch touch screen, 40GB hard drive, SiriusXM Satellite Radio, ^[8] audio jack, Voice Command ^[7] GPS Navigation, SiriusXM Traffic, ^[8] SiriusXM Travel Link, ^[8] and Uconnect Phone (RHR)						0	•
RADIO CONTROLS — Steering wheel-mounted audio controls (included with leather-wrapped steering wheel) (RDZ)		P	P	P	P	•	•
REAR SEAT VIDEO SYSTEM — Not available on Regular Cab models (XRV)		0	0	0	0	0	0
REMOTE USB PORT — Included with Media Center touch-screen radio or Uconnect Phone (RSX)	P	P	P	P	P	•	•
SIRIUSXM SATELLITE RADIO ^[8] — Included with ST Popular Equipment Group (RSC)	P	•	•	•	•	•	•
SPEAKER SYSTEM — Six standard (RC6)		•	•	•	•	•	•
— Six premium speakers (Regular Cab only) (RCK)		0	0				
— Ten premium amplified speakers including a subwoofer (included with Technology Group) (RC3)		P	P	P	P	•	•
UCONNECT PHONE — Hands-free calling with Address Sync, ^[6] Bluetooth [®] and Voice Command ^[7] (included with Media Center touch-screen radios) (RSP)	0	0/P	0/P	P	•	•	•
UCONNECT WEB ^[1] — Internet connection WiFi Hotspot (dealer-installed Authentic Accessory by Mopar [®])	0	0	0	0	0	0	0

SAFETY AND SECURITY

AIR BAGS ^[10] — Multistage front (CG3)	•	•	•	•	•	•	•
— Supplemental side-curtain (CGS)	•	•	•	•	•	•	•
BRAKES — Power-assisted 4-wheel antilock disc (BRT)	•	•	•	•	•	•	•
ELECTRONIC STABILITY CONTROL ^[9] — ESC (includes ABS, Brake Assist, All-Speed Traction Control, Electronic Roll Mitigation, Hill Start Assist, and Trailer Sway Control ^[9]) (not available on 3500 DRW models) (BRT)	•	•	•	•	•	•	•
PARKSENSE [®] — Rear Park Assist System ^[5] (included with Technology Group) (XAA)		P	P	P	P	0	•
PARKVIEW [®] — Rear Back-Up Camera ^[5] (requires Media Center touch-screen radio) (XAC)		0	0	0	0	•	•
REMOTE KEYLESS ENTRY — Controls for power door locks, illuminated entry system, panic alarm; includes 2 transmitters (included with ST Popular Group) (GXM)	P	•	•	•	•	•	•
REMOTE START SYSTEM — Requires automatic transmission (XBM)		0	0	•	0	0	•
SECURITY ALARM — (LSA)		0	0	•	0	•	•
SENTRY KEY [®] THEFT DETERRANT — Engine immobilizer (GXG)		•	•	•	•	•	•
TIRE PRESSURE MONITOR WITH DISPLAY — 2500 models only (XGM)		•	•	•	•	•	•
TRAILER BRAKE CONTROL — Fully integrated electronic (XHC)	0	•	•	•	•	•	•

PACKAGE GROUPS

CHROME ACCENTS GROUP — Includes chrome exhaust tip, chrome bodyside molding, and chrome tubular side steps (AEE)	0	0	0			0	0
CHROME APPEARANCE GROUP — Includes chrome front and rear bumpers, chrome grille, 17-inch chrome steel wheels (AED)	0						
CHROME SIDE STEP AND BED RAIL GROUP — Includes chrome tubular side steps, chrome bed rails (ACZ)	0	0	0			0	0
COLD WEATHER GROUP — Includes engine block heater and winter front grille cover (requires Cummins [®] Turbo Diesel) (ADE)	0	0	0	0		0	0
HEAVY-DUTY SNOWPLOW PREP GROUP — Includes 180-amp alternator, transfer case skid plate (4x4 models only) (AHD)	0	0	0	0		0	0
LUXURY GROUP — Includes overhead console, sun visors with illuminated vanity mirrors, auto-dimming rearview mirror, power heated mirrors (on G, Z, and T CPOS only), Universal Garage Door Opener, glove box lamp, underhood lamp, rear dome lamp with on/off switch, and leather-wrapped steering wheel (ADA)		0	•	•	0	•	•
MAX TOW GROUP — 3500 DRW models only. Includes 4.10 gear ratio and aluminum heat sink differential cover, dual transmission oil cooler (requires Cummins High Output engine and 6-speed automatic transmission) (AHQ)	0	0	0			0	0
POPULAR EQUIPMENT GROUP — Includes premium cloth 40/20/40 bench seat, fog lamps and OWL tires (Regular Cab only) (ALW)		0					
PROTECTION GROUP — Includes tow hooks and transfer case skid plate (4x4 models only) (ADB)	0	0	0	0	•	0	0
SINGLE REAR WHEEL GROUP — 3500 models only (standard on Crew Cab short box; available on Crew Cab long box and Mega Cab models; not available on Regular Cab) (AR9)	•/0	•/0	•/0	•		•/0	•/0
SMOKER'S GROUP — Includes ashtray and cigar lighter (AWS)	0	0	0	0	0	0	0
ST POPULAR EQUIPMENT GROUP — Includes cloth 40/20/40 bench seat, carpeted flooring, speed control, RKE on Crew Cab, floor mats and SiriusXM Satellite Radio ^[8] (AJY)	0						
TECHNOLOGY GROUP — Includes premium 10-speaker system and ParkSense Rear Park Assist System ^[5] (Crew Cab and Mega Cab models only) (ADG)		0	0	0	0		

[†]In-dash DVD capability is not available in all states. See your dealer for details.



17-INCH ARGENT STEEL WHEEL
(STANDARD ON 2500/3500 ST SRW)



17-INCH CHROME-CLAD STEEL WHEEL
(STANDARD ON 2500/3500 SLT SRW, AVAILABLE ON ST)



17-INCH POLISHED FORGED ALUMINUM WHEEL
(STANDARD ON OUTDOORSMAN, POWER WAGON®)



17-INCH POLISHED FORGED ALUMINUM WHEEL
(STANDARD ON 2500/3500 BIG HORN/LONE STAR SRW,
AVAILABLE ON SLT, OUTDOORSMAN)



17-INCH POLISHED ALUMINUM WHEEL
(STANDARD ON 2500/3500 LARAMIE
AND LARAMIE LONGHORN SRW)

EXTERIOR APPEARANCE



BLACK



BRIGHT SILVER METALLIC



BRIGHT WHITE



DEEP CHERRY RED PEARL



DEEP MOLTEN RED PEARL



FLAME RED



MINERAL GRAY METALLIC




SADDLE BROWN PEARL



SAGEBRUSH PEARL



TEQUILA SUNRISE PEARL
(LATE AVAILABILITY)




TRUE BLUE PEARL




17-INCH ARGENT STEEL WHEEL
(STANDARD ON 3500 ST DRW)



17-INCH CHROME WHEEL SKINS
(STANDARD ON 3500 SLT, AVAILABLE ON ST DRW)



17-INCH POLISHED ALUMINUM WHEEL
(STANDARD ON 3500 LARAMIE,
AVAILABLE ON SLT, BIG HORN/LONE STAR DRW)



17-INCH POLISHED ALUMINUM WHEEL
WITH LONGHORN CENTER CAP
(STANDARD ON 3500 LARAMIE LONGHORN DRW)


INTERIOR FABRICS



HEAVY-DUTY VINYL
DARK SLATE GRAY/MEDIUM GRAYSTONE
(ST)



CLOTH
DARK SLATE GRAY/MEDIUM GRAYSTONE
(ST, SLT, Big Horn, Outdoorsman, Power Wagon®)



CLOTH
LIGHT PEBBLE BEIGE
(SLT, Big Horn, Outdoorsman, Power Wagon)



LEATHER-TRIMMED
LIGHT PEBBLE BEIGE
(Laramie)



LEATHER-TRIMMED
DARK SLATE GRAY
(Laramie)



PREMIUM LEATHER
RUSSET WITHOUT LASER ETCHING
(Laramie Longhorn)



PREMIUM LEATHER
BARK BROWN WITH LASER ETCHING
(Available without Laser Etching; refer to Longhorn page
for Laser Etching reference) (Laramie Longhorn)

5 YEAR/100,000 MILE
POWERTRAIN WARRANTY

Chrysler
Service
Contracts



uconnect

BUSINESS LINK

SiriusXM
SATELLITE RADIO

AUTOMOBILITY
PROGRAM
CHRYSLER | JEEP | DODGE | RAM



^[1] Sold separately. Subscription required. Uconnect Web feature is not intended for use by the driver while the vehicle is in motion. Always drive carefully. ^[2] Transferable. See dealer for complete details and a copy of the 5-Year/100,000-Mile Powertrain Limited Warranty. ^[3] Based on latest available competitive information. Class based on 250/2500 and 350/3500 pickups. ^[4] When properly equipped. ^[5] Always check entire surroundings before backing up. ^[6] Phone must support Bluetooth Phone Book Access Profile (PBAP). ^[7] Requires Uconnect Phone. ^[8] Sirius services require subscriptions, sold separately after 12-month trial included with vehicle purchase. See our Customer Agreement for complete terms at siriusxm.com. If you decide to continue your Sirius services at the end of your trial subscription, the plan you choose will automatically renew and bill at then-current rates until you call SiriusXM at 1-866-635-2349 to cancel. Programming subject to change. Sirius satellite service available only to those at least 18 and older in the 48 contiguous U.S., D.C., and PR (with coverage limitations). Traffic information not available in all markets. See siriusxm.com/traffic for details. Sirius, XM and all related marks and logos are trademarks of Sirius XM Radio Inc. ^[9] No system, no matter how sophisticated, can repeal the laws of physics or overcome careless driving actions. Performance is limited by available traction, which snow, ice, and other conditions can affect. When the ESC warning lamp flashes, the driver needs to use less throttle and adapt speed and driving behavior to prevailing road conditions. Always drive carefully, consistent with conditions. Always wear your seat belt. ^[10] The Advanced Front Air Bags in this vehicle are certified to the new U.S. federal regulations for advanced air bags. Children 12 years old and younger should always ride buckled up in a rear seat. Infants in rear-facing child restraints should never ride in the front seat of a vehicle with a passenger front air bag. All occupants should always wear their lap and shoulder belts properly. ^[11] ON THE JOB is a retail incentive program. See your dealer for official program rules. Inquire about eligibility by calling 877-ONTHEJOB or by logging on to the chryslerbusinesslink.com/programs_incentives.html. The purchaser or lessee must be a qualified commercial customer for more than 30 days prior to the date of vehicle purchase. An official ON THE JOB Customer Acknowledgement Form must be signed by the customer (provided by the dealer).

5-YEAR/100,000-MILE POWERTRAIN LIMITED WARRANTY. Transferable. See your dealer for complete details and a copy of the 5-Year/100,000-Mile Powertrain Limited Warranty. **3/36 BASIC LIMITED WARRANTY.** Ram vehicles are covered by a Chrysler Group LLC 3-Year or 36,000-Mile Basic Limited Warranty. See your dealer for a copy of this limited warranty. Excludes normal maintenance and wear items. **BUSINESSLINK.** If your business relies on vehicles, BusinessLink can save you time, money, and hassles. For more, log on to chryslerbusinesslink.com or call us toll-free at 877-2THELINK (877-284-3546).

CHRYSLER SERVICE CONTRACTS. Chrysler Group LLC has a vested interest in your satisfaction and ownership experience with your new Ram truck. Chrysler Group LLC Service Contracts offer extended service plans to help ensure that you'll enjoy your truck for many years down the road. For more information on comprehensive vehicle coverage, see your Ram dealer, call 800-442-2666, or visit dodge.com/csc. **AUTHENTIC RAM ACCESSORIES BY MOPAR** are designed specifically for your Ram truck for exceptional fit, finish, and performance. Visit your dealership or mopar.com. **UCONNECT.** With Uconnect, you're always connected — to people, places, music, movies, and the Internet. **SiriusXM SATELLITE RADIO** delivers over 130 channels, including commercial-free music plus the best sports, news, talk, comedy, and entertainment. Factory-installed SiriusXM Satellite Radio includes a one-year subscription. For more information, go to siriusxm.com. **RAM OUTFITTER** is a collection of handpicked items bearing the Ram name — from apparel to tools for work and play. It's all found at ramtrucks.com/outfitter. **AUTOMOBILITY.** Chrysler Group LLC's Automobility program provides aftermarket reimbursement incentives on adaptive vehicle upfit equipment in order to help provide safe and reliable vehicle modifications to enhance accessibility for all people. For more information, call 800-255-9877 or visit chryslerautomobility.com. **RAM® MASTERCARD®** Earn 3 points on qualifying purchases made at Chrysler Group LLC dealerships, 2 points per \$1 on qualifying travel purchases, and 1 point per \$1 on qualifying purchases everywhere else with the new Ram MasterCard. Points may be redeemed at your local dealership for cash off your new or used vehicle, accessories, parts, or service — including your next oil change. Or choose from hundreds of other rewards, including travel, cash back to your account, merchandise, or gift cards.* For more information or to apply, visit RamCard.com. *Complete details, including restrictions, limitations, and exclusions, will be available when you become a Cardmember. This card is issued by First Bankcard, a division of First National Bank of Omaha, pursuant to a license by MasterCard International Incorporated.

Since the time of printing, some of the information you'll find in this catalog may have been updated. Ask your dealer for details. Some of the equipment shown or described throughout this catalog may be available at extra cost. Specifications, descriptions, illustrative materials, and all competitive comparisons contained herein are as accurate as known at the time this publication was approved for printing. Chrysler Group LLC reserves the right to discontinue models at any time or change specifications without notice or without incurring obligation. All options are required in combination with other options. For the price of the model with the equipment you desire, or verification of specifications contained here, see your Ram dealer. Ram, the Rams Head logo, Big Horn, Chrysler, Dodge, HEMI, Jeep, Laramie, Laramie Longhorn, Mega Cab, Mopar, ParkSense, ParkView, Power Wagon, RamBox, Sentry Key, Tru-Lok and Uconnect are registered trademarks of Chrysler Group LLC. iPod is a registered trademark of Apple Inc. Bluetooth is a registered trademark of Bluetooth SIG, Inc. Sirius, XM and all related marks and logos are trademarks of Sirius XM Radio Inc. Cummins is a registered trademark of Cummins, Inc. WARN is a registered trademark of Warn Industries, Inc. Garmin and the Garmin logo are registered trademarks of Garmin Ltd. or its subsidiaries and are registered in one or more countries, including the U.S. MasterCard is a registered trademark of MasterCard International Incorporated. Bilstein is a registered trademark of August-Bilstein GmbH & Co. Facebook is a registered trademark of Facebook, Inc. The Twitter logo is a service mark of Twitter, Inc. YouTube is a trademark of Google Inc. ©2011 Chrysler Group LLC. All Rights Reserved.



Join fellow RAM enthusiasts and tell your story by posting comments, participating in discussions, and sharing your photos and videos. Join our community on Facebook, follow us on Twitter, and check us out on YouTube.

Shown below: Ram 2500 Crew Cab Power Wagon® in Mineral Gray Metallic with Black lower.



Ram is a registered trademark of Chrysler Group LLC.