

2013 Car & Truck Guide



Table of Contents

INTRODUCTION

A Message from Ed Peper	3
Great Products	4
Innovative Business Solutions	6
Exceptional Customer Experience	8
Sustainability	10
GM Personnel	11

MINI CAR

Chevrolet Spark	13
-----------------------	----

COMPACT CAR

Buick Verano	15
Chevrolet Cruze	17

SMALL CAR

Chevrolet Sonic	19
-----------------------	----

MIDSIZE/LARGE CAR

Buick LaCrosse	21
Chevrolet Impala	23
Chevrolet Malibu 2012 Fleet-Only Extension ..	25
Chevrolet Malibu Eco	27
Chevrolet Malibu	29
Buick Regal	31

LUXURY CAR

Cadillac ATS	33
Cadillac XTS	35
Cadillac CTS Coupe	37
Cadillac CTS Sedan & Sport Wagon	38

SPORT CAR

Chevrolet Camaro Convertible	39
Chevrolet Camaro Coupe	40
Chevrolet Corvette	41

SPORT UTILITY/CROSSOVER

Buick Encore	42
Buick Enclave	44
Cadillac Escalade/Escalade ESV	45
Cadillac SRX	46
Chevrolet Captiva Sport	47
Chevrolet Equinox	49
Chevrolet Traverse	51
Chevrolet Tahoe/Suburban	53
GMC Acadia	54
GMC Terrain/Terrain Denali	55
GMC Yukon/YukonXL/Denali	56

ELECTRIC VEHICLE

Chevrolet Volt	57
----------------------	----

HYBRID

Cadillac Escalade	59
Chevrolet Silverado 1500	60
Chevrolet Tahoe	61
GMC Sierra 1500	62
GMC Yukon/Denali	63

FULL-SIZE PICKUP

Cadillac Escalade EXT	64
Chevrolet Avalanche	65
Chevrolet Silverado 1500	66
Chevrolet Silverado 2500HD/3500HD	68
GMC Sierra 1500	70
GMC Sierra 2500HD/3500HD	72
GMC Sierra Denali	74

CHASSIS CAB

Silverado 3500HD	75
Sierra 3500HD	76

PASSENGER VAN

Chevrolet Express	77
GMC Savana	78

CARGO/CUTAWAY VAN

Chevrolet Express Cargo	79
GMC Savana Cargo	81
Chevrolet Express Cutaway	83
Chevrolet Express 4500 Cutaway	84
GMC Savana Cutaway	85
GMC Savana 4500 Cutaway	86

MOBILITY

Chevrolet Express Passenger	87
Chevrolet Express Cargo	88
GMC Savana Passenger	89
GMC Savana Cargo	90

SPECIALTY VEHICLES

Caprice Police Patrol Vehicle (PPV)	91
Caprice Detective Vehicle	92
Impala Police Vehicle	93
Impala Undercover Vehicle	94
Tahoe Police Patrol Vehicle (PPV)	95
Tahoe Special Service Vehicle	96
Express Prisoner Transport Van	97

LIVERY/LIMOUSINE

Cadillac XTS	98
--------------------	----

RESOURCES

Fleet Service and Parts	100
Business Choice	101
Fleet Account Numbers (FANS)	102
Ally Commercial Services	104
Vehicle Segmentation	105
Vehicle Model Designations	106
2012 Fuel Economy	108
GM Assembly Plants	110
A Word About This Guide	111

“Your Success is Our Success”...

We can't say it any more simply. We want to partner with you and help your business grow in the year ahead, and frankly, we'll do anything it takes to be your preferred fleet vehicle provider.

That's why we are so excited to share news on what we can offer you for the 2013 model year. We want you to know that you can count on us to provide **Great Products, Innovative Business Solutions and an Exceptional Customer Experience**. Here's what we mean:

Great Products:

With more than 40 vehicles in GM's extensive lineup, we can offer you a breadth of choices to meet all of your automotive fleet needs. Our offerings from Chevrolet, Buick, GMC and Cadillac include everything from cars and crossovers, to vans and utilities, and trucks. In addition, because we are dedicated to the environment, we provide you with a number of propulsion options that will help all of us reduce our dependence on petroleum, improve fuel economy and reduce emissions. You can count on all of GM's products to be safe and reliable, and as always, we'll make sure you get outstanding value.

Innovative Business Solutions:

We know that our vehicles need to do more for customers like you to meet the challenging demands of a competitive marketplace. That's why we've designed and built them with innovative business solutions. We can provide you with the latest features that make your mobile office more functional. We have accessories and storage solutions that can organize your cargo, and we work with professional upfitting partners who can match quality truck bodies and equipment with your specific vocational demands. In addition, we have programs like FleetTrac, a consolidated billing system, that reduces a fleet manager's administrative burdens and makes service visits for drivers more convenient. Basically, we have turnkey solutions to any vehicle and utility issues you may have, and we do all of this with the clear intent of making your work life a whole lot easier.

Exceptional Customer Experience:

Beyond the great products and features, we can provide you with the best customer experience found anywhere in the industry. Everyone at GM Fleet and Commercial, from our sales and service professionals to our experts at the Fleet Action Center, is focused on addressing any questions or concerns you have. We are not just another supplier of vehicles. We are a solid, reliable business partner with fleet expertise and responsive service that you can count on.

The bottom line is that **we want to help you succeed at what you do**. In the year ahead, as the economy improves and you make plans to refresh your vehicle fleet, we hope you will consider General Motors. You can be sure that we will go out of our way to exceed your expectations.

Thank you,



A handwritten signature in black ink that reads "Ed Peper".

Ed Peper
General Manager
GM Fleet and Commercial Operations

INNOVATIVE LEADING EDGE TECHNOLOGY

ADVANCED PROPULSION TECHNOLOGIES AND ALTERNATIVE FUELS

eAssist

eAssist technology is a light electrification solution that enhances fuel efficiency up to 25% when paired with our existing engines. The electric motor recaptures energy and shuts off fuel during braking. To further increase efficiency, it stops and restarts the engine in stop-and-go city driving. An onboard lithium-ion battery provides an electric boost in certain conditions to improve MPG.

E85 Ethanol

GM's FlexFuel vehicles can run on E85, gasoline or any combination of the two. Comprised of up to 85% ethanol and 15% gasoline, E85 is a mostly renewable fuel that can be made from U.S.-grown agriculture like switchgrass, wood and corn. E85 helps reduce our dependence on petroleum and burns cleaner than gasoline, which helps reduce greenhouse gases. Go to www.gmfleet.com/afv to see where there is an E85 station near you.



CNG and LPG

Compressed Natural Gas (CNG) and Liquefied Petroleum Gas (LPG) are predominantly domestically produced alternative fuels that can help reduce your fleet's greenhouse gas emissions. No independent upfitter is required. CNG vans are shipped to the dealer with specially designed 6.0L Vortec V8 engines built for gaseous fuels, along with an integrated and warranted dedicated gaseous fuel system in place. All vehicles meet rigorous GM standards for safety, reliability and durability.



Hybrids

With improved fuel efficiency and fewer emissions, GM hybrids are helping to fulfill many fleet requirements. These full-size Hybrid models use a patented, two-mode, full-hybrid technology that is optimized for both city and highway driving.



GM's Two-Mode Hybrid system operates on engine power, electric power, or a combination of both. A sophisticated control module determines the amount of power required at a given moment and seamlessly selects the appropriate operating mode. The system uses regenerative braking to recapture energy naturally lost during braking and coasting so it can be used at a later time. No plug-in is required.

B20 Biodiesel

As an alternative fuel option, GM's 2013 lineup of heavy-duty pickups and full-size vans can be powered by Duramax 6.6L V8 turbo diesel engines with B20 biodiesel capability – a feature you won't find in Ford vans. B20 fuel is a blend of 20% biodiesel and 80% conventional diesel. It has lower tailpipe emissions than petroleum-based diesels and is primarily domestically produced from renewable resources. For more information, please visit our website at www.gmfleet.com/afv.



Electric Vehicles

GM innovations and strategy have become a reality with the Chevrolet Volt and later this year, the all-electric Chevrolet Spark. With a charged battery, most Volt drivers can commute gas-free and tailpipe emissions-free for about \$1.50 of electricity per day. If the battery is depleted, a quiet onboard gas generator creates electricity that powers the Volt as you drive for hundreds of additional miles. The Volt offers the longest, most comprehensive battery warranty of any electric vehicle – an 8-year/100,000-mile (whichever comes first) battery warranty.



SAFETY

OnStar® – The In-Vehicle Safety and Security System

Peace of mind – it's what you get when you have OnStar-equipped vehicles in your fleet. Whatever your drivers encounter on the road, OnStar can be there to provide the human connection to the help they need. They only have to push one button to be connected to a highly trained Advisor. And, if they are involved in a crash, OnStar can automatically connect to their vehicles. Whether your driver needs help in an emergency or directions to their next customer location, OnStar is just a button press away.



With security services such as Remote Door Unlock and Roadside Assistance, OnStar can help your drivers get back on the road quickly. And Stolen Vehicle Assistance provides additional protection for your fleet investment.

Visit onstar.com for details.

Forward Collision Alert

Radar and camera technology detect a possible front-end collision threat and alert the driver, giving him or her additional time to react. The driver can set the alerting range to far, medium or near settings.

Lane Departure Warning

A camera-based lane detection system alerts the driver of unsignalled lane changes. If a turn signal is used, it will not send a warning. The camera, mounted near the inside rearview mirror, identifies traffic lane markings. Lane Departure Warning activates at speeds above 35 miles per hour.

Side Blind Zone Alert

Using radar sensors on both sides of the vehicle, the system "looks" for other vehicles in the blind zone areas and indicates their presence with symbols lit in the outside mirrors. This technology alerts drivers to vehicles that otherwise might escape their vision. If the driver activates the turn signal in the direction of the detected vehicle, the symbol will flash to provide extra warning not to change lanes.

Rear Cross Traffic Alert

Using radar sensors, it warns the driver of approaching cross traffic when backing out of a parking spot. Left or right-side alerts are triggered if moving vehicles are detected. The system helps give drivers more time to react to obstacles that may be difficult to see in the side mirror.

Rear Vision Camera with Dynamic Guidelines

With a display in the center stack, the camera provides a natural view of objects directly behind the vehicle. Dynamic guidelines laid over the video image assist in parking maneuvers by showing the vehicle's path and available space.



Full-Speed Adaptive Cruise Control

This system uses radar and vision sensing to detect a vehicle ahead and calculate its distance and relative speed, and then sends a message to the onboard computer to maintain a driver-selected following time/distance. When the traffic has cleared or the object has moved, the system will accelerate the vehicle back to the previously set speed. Like conventional cruise control, the driver can always control the system by applying the brakes or accelerator.

Intelligent Brake Assist

Detects a panic-braking situation and assists a braking driver by automatically applying added brake force to help slow the vehicle more quickly. This system uses radar and vision sensors to help the driver avoid or mitigate damage caused by a front-end crash.



Innovative Business Solutions

We offer the ability to use our products as mobile offices and can help upfit our products with the utility you need to get the job done!



Reduced Administration for You – Maximum Convenience for Your Drivers

GM FleetTrac simplifies the vehicle maintenance process for fleets of all sizes and types. This program offers consolidated billing and additional features that reduce the administrative burdens associated with fleet maintenance, providing fleet drivers and managers with unsurpassed convenience.

GM FleetTrac allows you to take advantage of the GM dealer network, GM certified technicians, specialized diagnostic equipment, GM technical support and quality GM parts – all at competitive market pricing – and to receive one monthly consolidated invoice.

GM FleetTrac is your management tool – designed to help manage costs, reduce your administration burden and keep your drivers on the road.

For more information or to enroll, visit us at www.gmfleettrac.com.

Mobile Applications: Keeping You Connected

Mobile applications enable you and your drivers to stay connected while on the road or at the job site using apps like OnStar's RemoteLink, Chevrolet MyLink, Buick and GMC IntelliLink and Cadillac CUE.

The RemoteLink application brings the power of OnStar directly to smartphones to let drivers control functions like locking their doors and starting their vehicles from anywhere. Navigation is made simple, too, with the ability to search for a destination and send directions directly from a phone to the vehicle. Directions download into the vehicle at the next ignition cycle. Drivers can also check vehicle diagnostics like fuel level, remaining oil life, and tire air pressure remotely.¹³



Wireless Internet Access

GM offers available wireless internet access in its vehicles, adding even greater flexibility to the mobile office. GM Wi-Fi provides full internet access in and around the vehicle via a laptop or Wi-Fi device. GM Wi-Fi uses technology from Autonet Mobile, the world's first Internet Service Provider designed exclusively for cars. Autonet Mobile turns the vehicle into a Wi-Fi hotspot and works with any operating system and Wi-Fi enabled device.



IntelliLink Enhances Connectivity Capability

This simple-to-use, customizable infotainment system and expanded wireless capability uses Bluetooth® or USB to connect a smartphone¹¹ to a high-resolution, color touch screen display. This allows smartphone control via voice activation and steering wheel mounted controls plus streaming stereo audio from the phone through services like Pandora® internet radio and Stitcher SmartRadio.¹⁴ Most importantly, IntelliLink enables seamless integration of stowed portable devices with the infotainment system, allowing drivers to keep their hands on the wheel and eyes on the road.



MyLink

MyLink allows you to easily connect your smartphone straight to your vehicle. This simple connection lets you take control of a wide range of technology through apps, like Pandora Internet Radio or Stitcher SmartRadio¹⁴ using voice commands or the touch-screen interface. The vehicle is able to access online content via a smartphone with a 3G data connection connected through Bluetooth. Users are also able to control their phone wirelessly via the same interface. MyLink also integrates OnStar's services.



Cadillac CUE

CUE is a highly advanced in-vehicle hub for information and entertainment that is controlled through an LCD touch screen that is seamlessly integrated into the top of the instrument panel. Users are able to control entertainment, navigation and communication through the interface that uses natural voice recognition, allowing drivers to keep their eyes safely on the road.



Exceptional Customer Experience

The best customer experience found anywhere in the industry!

At GM Fleet and Commercial, we offer service and support that you can't get anywhere else. Our dedicated team of professionals "put the customer first in everything they do ... every single day" and they are focused entirely on making sure you are a satisfied customer.

Fleet Account Executives – Sales and Service

Our Fleet Account Executives are located in every region of the country and they are focused on building relationships with you. They work hard to understand your vehicle needs so that they can provide you with information, answers and resources to help you manage your fleet. In addition, our Fleet Account Executives on the service side of the business provide the product and technical support to keep your fleet operating at peak efficiency.



Fleet Action Center

By calling 1-800-FLEETOP, you can be connected with a professional who is knowledgeable and experienced in the fleet business. That person can help with your account inquiries, order management and service questions. The professionals in the Fleet Action Center represent years of experience and they recently reached another milestone. They have answered nearly 1.1 million calls since opening on March 6, 2000.

Dealer Network

Coast to coast, no matter where you are, we have more dealers to serve you than any other manufacturer. GM dealers are passionate about the product and are very customer focused. In addition, we have a group of Business Central dealers that specialize in selling and servicing commercial vehicles, which includes work-ready vehicles through our specialty vehicle manufacturers.

District Sales Managers

District Sales Managers are available to help you develop your commercial, government and non-fleet commercial sales volume and share, and they will serve as a consultant when it comes to the B2B market. In addition, they will assist efforts to prospect new customers and develop owner communication strategies. You can also consider them to be your source for knowledge and guidance when it comes to alternative fuels and advanced propulsion along with all of your product and competitive training needs.

Global Team

If your fleet stretches beyond U.S. boundaries, GM's Global Fleet Team can provide the support you need. Our global specialists, along with the regional managers in nearly 140 countries, offer a one-stop shop for multinational fleets. They provide expert advice on a company's current local fleet, vehicle acquisition and legislation. They also help you manage specific regional needs and cultural preferences.

Everyone on this GM Fleet and Commercial team is dedicated to your business. We will partner with you to understand your vehicle needs and we will go out of our way to exceed your expectations.

Thank you for choosing GM!

GMFleet.com **Information and Tools to Get the Job Done**

Let us help you find the right vehicle for your business

- Research the complete lineup of Chevrolet, GMC, Buick and Cadillac vehicles – cars, crossovers, vans and pickups
- View standard and optional equipment, detailed specs and photo galleries
- Use the Build Your Own tool to build a vehicle the way you want it – with a variety of available features
- Review information on many specialty vehicle applications

Use Our Tools to Make Ordering Easier

Access ordering, maintenance and account tools – resources that can help take your business to the next level.

- Fleet Order Status
- Product Availability
- Online Order Guide and more

Bookmark Our Service and Maintenance Area

We offer a wide variety of helpful service and warranty tools to help keep your fleet on the road.

- Service Bulletins and Manuals
- Vehicle Warranty Information
- Service and Technical Training

LinkedIn

The GM Fleet and Commercial group on LinkedIn provides an open forum for people in the fleet and commercial industry to join together and improve their business through GM customer support and industry communication. Members can share information, read the latest news, and ask questions regarding GM's vehicles and services. Go to LinkedIn and join if you are not already a member. Then search for GM Fleet and Commercial.



COVERED AND COMPREHENSIVE

100,000 MILE
5-YEAR TRANSFERABLE POWERTRAIN LIMITED WARRANTY ¹
+
100,000 MILE
5 YEARS OF COURTESY TRANSPORTATION PROGRAM ^{1,2}
+
100,000 MILE
5 YEARS OF ROADSIDE ASSISTANCE PROGRAM ^{1,3}

In addition to the standard 3-year/36,000-mile (whichever comes first) New Vehicle Limited Warranty, all 2013 GM passenger cars, light duty trucks or vans come with a 5-year/100,000-mile (whichever comes first) Powertrain Limited Warranty¹ that:

- has a \$0 deductible
- is transferable to another owner at no charge

Plus, 5 years/100,000 miles (whichever comes first) of Courtesy Transportation and Roadside Assistance.^{1,2,3}

¹ Consult your dealer for details. ² Courtesy Transportation excludes vehicles in daily and long-term rental service.

³ Roadside Assistance is not part of or included in the coverage provided by the New Vehicle Limited Warranty. General Motors and General Motors of Canada Limited reserve the right to make any changes or discontinue the Roadside Assistance program at any time without notification.

Warranty coverages are determined by the mileage of the vehicle and the number of months from the delivery date.

GM ENVIRONMENTAL EFFORTS

GM's vision is to design, build and sell the world's best vehicles, and we're committed to doing that sustainably with our customers and the environment in mind.

From 2005 through 2010, GM global facilities:

- Reduced energy use by 34%
- Reduced water use by 35%
- Reduced CO2 emissions by 30%
- Reduced total non-recycled waste by 44% (manufacturing facilities)

GM has 30 North American plants that have met the U.S. Environmental Protection Agency's Energy Star Challenge for Industry. Those 30 plants have cut their energy intensity by an average of 25%.

GM has 81 manufacturing facilities and 16 non-manufacturing facilities that have achieved zero landfill status. That means that the one trash bag that you put out at your curb is more waste accumulated than at all of GM's 79 plants combined.

GM's worldwide facilities recycled 92% of their waste in 2010 – 97% at landfill-free facilities.

GM recycled or reused 2.5 million tons of waste. Enough to fill 6.8 million extended-cab pickup trucks that end-to-end would stretch around the world.

GM vehicles are 85% recyclable and 95% recoverable by weight.

GM houses nearly 30 megawatts of solar power at seven facilities. Our plan is to double that output by 2015, which is enough energy to power 10,000 U.S. homes for a year.

Four GM manufacturing facilities in the U.S. currently use landfill gas as a source of energy.

GM Mexico purchased 22 megawatts of hydropower in Southwest Mexico in 2010. Two GM Brazil plants used hydropower to power 21.9% of their facilities needs in 2011.



HOME OFFICE

GM Headquarters
100 Renaissance Center
Detroit, MI 48265
MC 482-A20-D76

Ed Peper
General Manager
313-667-8805
ed.j.peper@gm.com

Helene Economou
Administrative Assistant
313-667-9430
helene.l.economou@gm.com

Brian Bowden
Director - Business Process
and Administration
313-665-0123
brian.e.bowden@gm.com

Jennifer Costabile
General Director - Marketing
and Used Vehicle Activities
313-665-2552
jennifer.costabile@gm.com

Jeff Haag
Director - National Accounts
313-665-1407
jeff.haag@gm.com

David Kanous
Director - Rental Sales &
Fleet Operations
313-667-2390
david.m.kanous@gm.com

Mark Karney
Director - Alternative Energy
Vehicle Sales
313-665-1430
mark.karney@gm.com

Joyce Mattman
Director - Product
313-667-8695
joyce.mattman@gm.com

Shawn Severs
Director - Finance
313-667-3146
shawn.severs@gm.com

EASTERN REGION

General Motors
Regional Office
39 Old Ridgebury Road, Suite 100
Danbury, CT 06810

Gary Perry
Regional Fleet & Commercial
Director
203-790-3832
gary.perry@gm.com

Bernadette Ervin
Administrative Assistant
203-790-3732
bernadette.ervin@gm.com

Elliott Eichenholz
Fleet Account Executive - Sales
New England
508-944-4371
elliott.eichenholz@gm.com

Jay Ferraro
Fleet Account Executive - Sales
East PA, NJ, DE
914-391-5493
jay.ferraro@gm.com

Jeff Tomlin
Fleet Account Executive - Sales
West PA, WVA, Upstate NY-W
724-742-4207
jeffrey.n.tomlin@gm.com

John Freking
Fleet Account Executive - Sales
Upstate NY-E, CT
404-210-0378
john.1.freking@gm.com

Julian Knox
Fleet Account Executive - Sales
GA
404-217-9786
julian.knox@gm.com

Rob Minton
Fleet Account Executive - Sales
FL
313-402-6608
robert.minton@gm.com

Mark Harris
Fleet Account Executive - Sales
North NJ
203-470-3970
mark.w.harris@gm.com

Mark Leddy
Fleet Account Executive - Sales
NYC
732-280-0587
mark.leddy@gm.com

Matt Benjamin
Fleet Account Executive - Sales
TN, AL, KY
615-426-7083
matthew.benjamin@gm.com

Ray Anrecio
Fleet Account Executive - Sales
Miami
954-659-0893
raymond.anrecio@gm.com

Ron Teasley
Fleet Account Executive - Sales
East VA
301-461-2846
ron.teasley@gm.com

Steve English
Fleet Account Executive - Sales
NC, SC, VA, WVA
919-280-6136
steven.english@gm.com

Tim Thompson
Fleet Account Executive - Sales
South NJ, DE
914-815-5599
timothy.thompson@gm.com

Dana Brodbeck
Fleet Account Executive - Service
Southeast
239-272-5752
dana.d.brodbeck@gm.com

Mark Monismith
Fleet Account Executive - Service
Southeast
248-672-9179
mark.l.monismith@gm.com

Jay Lewis
Fleet Account Executive - Service
Northeast
516-458-7994
jay.lewis@gm.com

Robert Stipek
Fleet Account Executive - Service
Northeast
248-320-8615
robert.stipek@gm.com

Paul Pejza
Zone Manager
678-240-9780
paul.j.pejza@gm.com

Dar Alford
District Sales Manager
TN, KY, WVA
513-262-6301
darwin.d.alford@gm.com

Jim Mellon
District Sales Manager
FL, PR
407-375-4801
james.mellon@gm.com

Rene St. Hilaire
District Sales Manager
NC, SC
313-418-6496
rene.sthilaire@gm.com

Elliott Benson
District Sales Manager
GA, AL
313-319-1392
elliott.benson@gm.com

Kevin Brewer
Zone Manager
845-825-6506
kevin.brewer@gm.com

Andrew Hager
District Sales Manager
VA, MD, Metro DC
248-514-0318
andrew.j.hager@gm.com

Brad Rose
District Sales Manager
MA, NH, ME, RI, VT
508-269-6152
brad.rose@gm.com

Linda McClure
District Sales Manager
NY, CT
203-240-5641
linda.mcclure@gm.com

Sharon Bradley
District Sales Manager
PA, NJ, DE
412-558-1969
sharon.k.bradley@gm.com

NORTH CENTRAL REGION

General Motors
Regional Office
387 Shuman Blvd.
Naperville, IL 60563

Angela Montgomery
Regional Fleet & Commercial
Director
630-961-6425
angela.montgomery@gm.com

Robin Stricklin
Administrative Assistant
630-961-6367
robin.stricklin@gm.com

Doug Dittrich
Fleet Account Executive - Sales
Northern IN
312-515-2721
doug.dittrich@gm.com

Eric Raich
Fleet Account Executive - Sales
North-Central Ohio
216-337-0219
eric.raich@gm.com

Michael Boldt
Fleet Account Executive - Sales
ND, SD, MN, IA
630-531-7373
michael.r.boldt@gm.com

L.V. Turner
Fleet Account Executive - Sales
IN, Central IL, Cincinnati OH
317-268-4880
lv.turner@gm.com

Mike Lambregtse
Fleet Account Executive - Sales
MI
248-481-3010
mike.lambregtse@gm.com

Sharon Dudley-Parham
Fleet Account Executive - Sales
Northern IL, WI
313-378-8069
sharon.dudley-parham@gm.com

Bob Briedis
Fleet Account Executive - Service
MI, OH, IN
313-268-2160
bob.briedis@gm.com

Rich Moore
Fleet Account Executive - Service
West NC Region
630-551-0670
rich.moore@gm.com

Jim Puff
Zone Manager
630-961-6868
jim.w.puff@gm.com

Larry Speicher
District Sales Manager
IN, MI
630-222-5464
larry.d.speicher@gm.com

Lee Kirby
District Sales Manager
MN, ND, SD
215-284-3310
lee.kirby@gm.com

Mike Wilson
District Sales Manager
OH
330-704-8904
mike.1.wilson@gm.com

Patrick Dempsey
District Sales Manager
IL
813-431-5739
patrick.e.dempsey@gm.com

Rich Gunther
District Sales Manager
WI, IA
414-559-3016
richard.gunther@gm.com

WEST REGION

General Motors
Regional Office
515 Marin Street
Thousand Oaks, CA 91360

Bill Palace
Regional Fleet & Commercial
Director
805-373-9654
william.w.palace@gm.com

Kim Mellon-Smith
Administrative Assistant
805-373-9635
kimberly.e.mellon-smith@gm.com

Charles Husby
Fleet Account Executive - Sales
N - TX
469-417-7025
charles.husby@gm.com

Clay Okabayashi
Fleet Account Executive - Sales
San Diego, N-CA
951-600-5962
clay.1.okabayashi@gm.com

Dee J Walls
Fleet Account Executive - Sales
S - TX
713-816-3445
dee.walls@gm.com

Dwight Leski
Fleet Account Executive - Sales
Rocky Mountain States, NV
303-921-0698
dwight.leski@gm.com

Max Bell
Fleet Account Executive - Sales
S - CA, AZ
951-533-9133
max.bell@gm.com

Phillip Mailey
Fleet Account Executive - Sales
NE, KS, MO
913-515-4921
phillip.mailey@gm.com

Mike Comparoni
Fleet Account Executive - Sales
LA, AR, MS
702-218-3427
michael.a.comparoni@gm.com

Paul Wiest
Fleet Account Executive - Sales
Pacific NW
503-504-0374
paul.wiest@gm.com

Scott Conway
Fleet Account Executive - Sales
OK, W - TX
630-476-1243
scott.w.conway@gm.com

Mark Romans
Fleet Account Executive - Service
Western
916-517-2418
mark.romans@gm.com

Scott Bruske
Fleet Account Executive - Service
Western
602-885-2229
scott.bruske@gm.com

Jerry Bartz
Fleet Account Executive - Service
South Central
228-396-1390
gerald.i.bartz@gm.com

Michael Hurrell
Fleet Account Executive - Service
South Central
214-604-9247
michael.hurrell@gm.com

Mark Franczek
Zone Manager
805-373-9625
mark.franczek@gm.com

Bob Shanklin
District Sales Manager
WA, OR, AK
503-758-7089
robert.shanklin@gm.com

Dan Wong
District Sales Manager
S - CA, HI
214-316-9530
dan.wong@gm.com

Jack Smith
District Sales Manager
NV, UT, ID, MT
602-228-2653
freddy.smith@gm.com

Paul Ryan
District Sales Manager
N - CA
925-324-1602
paul.ryan@gm.com

Rich Patterson
District Sales Manager
AZ
602-228-1286
rich.h.patterson@gm.com

Sue Smithson
District Sales Manager
CO, WY, NM
303-549-0460
susan.smithson@gm.com

Rob Paxton
Zone Manager
469-417-7045
robert.paxton@gm.com

David Koziol
District Sales Manager
AR, LA, MS
901-482-1165
david.m.koziol@gm.com

Rick Maybury
District Sales Manager
W - TX, OK
817-909-6457
rick.maybury@gm.com

Ron Mealman
District Sales Manager
KS, MO, NE
913-961-7050
ronald.j.mealman@gm.com

Stephen Padilla
District Sales Manager
S - TX
210-563-1229
stephen.x.padilla@gm.com

Vivian Mullins
District Sales Manager
E - TX
313-570-1931
vivian.mullins@gm.com



EFFICIENT FEATURES

- › Standard 4-cylinder engine
- › Standard 5-speed manual transmission

SELECT STANDARD FEATURES

Features based on LS Manual unless otherwise noted.

SAFETY AND SECURITY

- Ten standard air bags* including driver, front passenger, front and rear side impact, head curtain for outboard passengers and front knee air bags*
- Driver and front-passenger safety belt pretensioners
- OnStar® 6-month Directions & Connections Plan¹ with Turn-by-Turn Navigation
- LATCH system for child safety seats
- Daytime Running Lamps
- Tire Pressure Monitoring System
- StabiliTrak® stability enhancement system with Brake Assist

INTERIOR

- Front bucket seats
- Rear 60/40-split, flip-and-fold seat
- Air conditioning with cabin air filter
- AM/FM stereo with auxiliary jack
- Center stack with storage bin with auxiliary power outlet, 4 cup holders (2 front, 2 rear)
- Tilt-wheel steering column
- Power windows
- Driver Information Center with trip computer

MECHANICAL

- ECOTEC 1.2L DOHC 4-Cylinder MFI engine
- 5-speed manual transmission
- Hill Start Assist
- 4-wheel antilock, front disc/rear drum brakes
- Battery rundown protection
- Front independent McPherson suspension
- Traction Control
- Power electric steering



EXTERIOR

- 15" P185/55R15 all-season tires
- 15" painted aluminum wheels
- Tire inflation kit
- Halogen headlamps
- Solar absorbing glass
- Rear spoiler
- Dual outside folding mirrors
- Front intermittent, variable wiper
- Rear wiper with washer

SELECT OPTIONAL FEATURES

Options are available on certain models only. See your Ordering Guide for details.

- Chevrolet MyLink Touch¹³, AM/FM stereo with seek-and-scan and digital clock, includes Bluetooth® streaming audio for music and select phones; voice recognition for phone; Pandora and Stitcher smartphone compatible¹⁴; software updatable for radio software; all functions controlled through 7" diagonal Color Touch screen
- SiriusXM® Radio² with 3-month trial
- USB port¹²
- 6-speaker audio system
- Electronic cruise control
- Power programmable door locks
- Remote Keyless Entry
- Steering wheel mounted audio and phone interface controls
- Leatherette seat trim
- Fog lamps
- Outside power-adjustable mirrors
- 15" machined-face aluminum wheels
- 4-speed automatic transmission
- Silver-painted roof rails
- Heated front seats

* Always use safety belts and the correct child restraint for your child's age and size, even in vehicles equipped with air bags. Even in vehicles equipped with Passenger Sensing System, children are safer when properly secured in a rear seat in an appropriate infant, child or booster seat. Never place a rear-facing infant restraint in the front seat of any vehicle equipped with an active frontal air bag. See your vehicle Owner Manual and child safety seat instructions for more information.

AVAILABLE EXTERIOR COLORS¹⁰



MODEL AVAILABILITY

	Sedan
Spark	1CV48

SPECIFICATIONS

(inches unless otherwise stated)	Sedan
Wheelbase	93.5
Length	144.7
Width	62.9
Height	61.0
Seating f/r (max.)	2/2
Headroom f/r	39.4/37.3
Shoulder f/r	50.7/49.7
Leg f/r	42.0/35.2
Max. cargo vol. ³ (cubic feet)	31.2
Fuel capacity (gallons)	9.2



2012 Model Year shown

WHAT'S NEW FOR 2013

- Verano Premium Group 1ST Equipment Group includes the 2.0L ECOTEC 4-cylinder variable-valve timing engine and 6-speed manual transmission (available 4th quarter 2012)
- AM/FM/SiriusXM® Radio², single CD player and MP3 player with navigation⁸, IntelliLink with 7" diagonal touch screen display
- Side Blind Zone Alert
- Rear Vision Camera
- Rear Cross Traffic Alert

SELECT STANDARD FEATURES

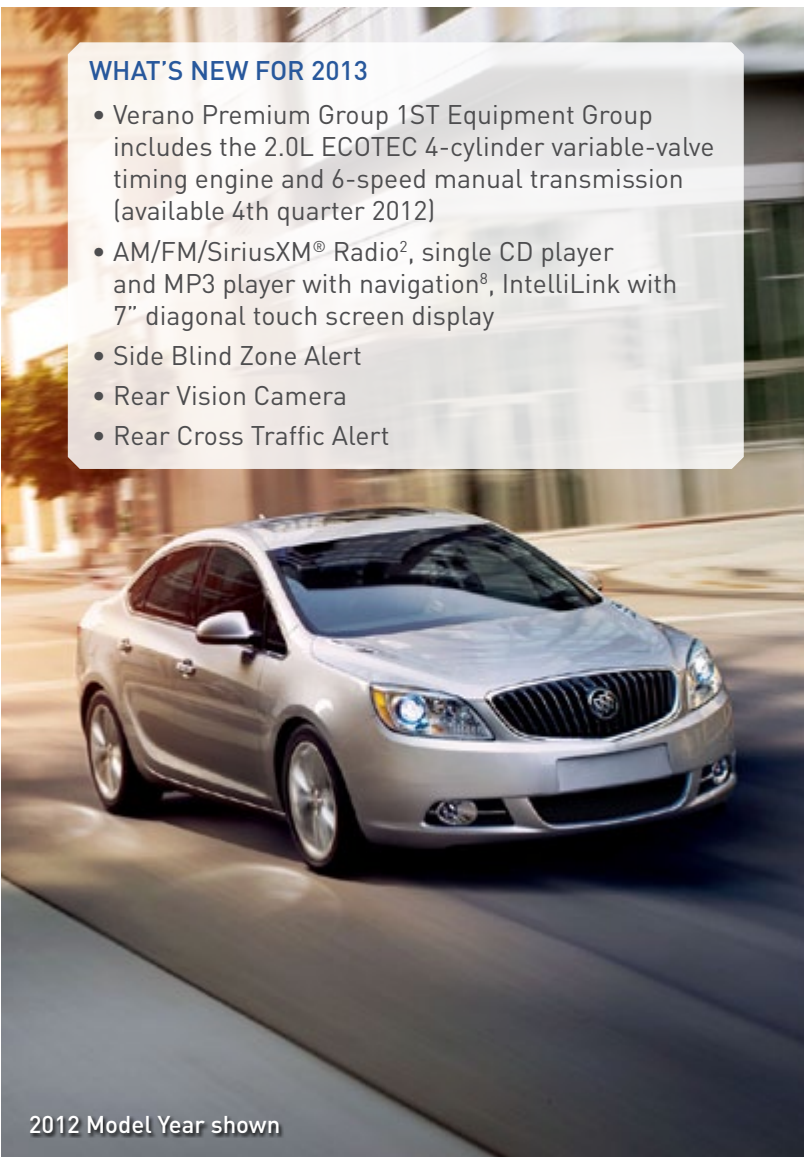
Features based on 1SD unless otherwise noted.

SAFETY AND SECURITY

- Frontal and knee air bags* for driver and front passenger, side-impact seat-mounted and roof rail for front and rear outboard seating positions, includes Passenger Sensing System*
- Rear child security locks
- LATCH (Lower Anchors and Top tethers for CHildren) system
- OnStar® 6-month Directions & Connections¹ with Turn-by-Turn Navigation
- Theft-deterrent system content theft alarm
- Daytime Running Lamps
- Tire Pressure Monitoring System**
- StabiliTrak® stability enhancement system with Traction Control

INTERIOR

- Quiet interior
- Front bucket seats with 8-way manual driver and front passenger seat adjustment
- Leatherette seat trim
- 60/40 rear split-folding seat
- Floor console with sliding and locking armrest
- Dual-zone automatic climate control
- Cruise control
- E-Z Key Passive Entry System with keyless start and automatic door lock/unlock
- Tilt/telescoping adjustable steering column
- Leather-wrapped steering wheel with audio and cruise controls
- Ice-blue ambient lighting
- Power door locks
- AM/FM/SiriusXM® Radio² with MP3 CD player, USB and AUX port¹², with 7" color LED touch screen display, MP3/WMA playback, iPod support and upgradeable software
- Bluetooth® for phone¹¹ and music
- Driver Information Center



2012 Model Year shown



2012 Model Year shown

EFFICIENT FEATURES

- Standard 4-cylinder engine
- E85 capability
- Available 4-cylinder turbocharged engine

- Front and rear 12-volt auxiliary power outlets
- Rear Vision Camera

MECHANICAL

- ECOTEC 2.4L DOHC 4-Cylinder SIDI, VVT and E85⁹ capability engine (1SD, 1SG, 1SL)
- ECOTEC 2.0L DOHC 4-cylinder SIDI, VVT, intercooled turbo engine (1ST)
- 6-speed automatic transmission with Driver Shift Control
- Power 4-wheel disc antilock brakes with Brake Assist
- Front independent MacPherson strut and rear Z-link suspension
- Electric rack mounted power steering

EXTERIOR

- Power outside rearview mirrors
- Halogen headlamps with blue translucent projector-beam headlamps
- Fog lamps
- P235/45R16 all-season tires
- 18" machined faced alloy wheels
- Rear Parking Assist (1SG, 1SL, 1ST)
- Front intermittent windshield wipers
- Rear vision camera

SELECT OPTIONAL FEATURES

Options are available on certain models only. See your Ordering Guide for details.

- AM/FM/SiriusXM[®] Radio², single CD/DVD player and MP3 player with navigation⁸, IntelliLink with 7" diagonal touch screen display, GPS navigation⁸ system, USB port¹², Radio Data System and auxiliary input jack, includes phone book access, voice recognition for audio, phone, phonebook and music selection
- Bose[®] premium 9-speaker system
- Heated steering wheel
- Push-button start
- Power sunroof
- Side Blind Zone Alert
- Rear Cross Traffic Alert
- 18" forged alloy wheels
- 6-speed manual transmission (1ST)
- Engine block heater

AVAILABLE EXTERIOR COLORS¹⁰



* Always use safety belts and the correct child restraint for your child's age and size, even in vehicles equipped with air bags. Even in vehicles equipped with Passenger Sensing System, children are safer when properly secured in a rear seat in an appropriate infant, child or booster seat. Never place a rear-facing infant restraint in the front seat of any vehicle equipped with an active frontal air bag. See your vehicle Owner Manual and child safety seat instructions for more information.

** Tire Pressure Monitoring System does not apply to spare tire.

MODEL AVAILABILITY

	Sedan
Verano 1SD and Verano Convenience Group	4PG69
Verano Leather Group and Verano Premium Group	4PH69

SPECIFICATIONS

(inches unless otherwise stated)	Sedan
Wheelbase	105.7
Length	183.9
Width	71.4
Height	58.4
Seating f/r (max.)	2/3
Headroom f/r	38.3/37.8
Shoulder f/r	55.0/52.8
Leg f/r	42.0/36.9
Max. cargo vol. ³ (cubic feet)	14.3
Fuel capacity (gallons)	15.6



2012 Cruze shown with optional equipment

WHAT'S NEW FOR 2013

- Chevrolet MyLink¹³ with Bluetooth[®] streaming audio
- Navigation⁹ system with MyLink¹³
- Enhanced Safety Package with Rear Cross-Traffic Alert, Rear Vision Camera and Side Blind Zone Alert

LT FLEET 1FL MODEL HIGHLIGHTS

- Standard front and rear floor mats
- Standard Cruise Control
- Factory-installed Engine Block Heater
- Standard automatic transmission



SELECT STANDARD FEATURES


Features based on LT model unless otherwise noted.

SAFETY AND SECURITY

- Ten standard air bags* including driver, front passenger, front and rear side impact, head curtain for outboard passengers and front knee air bags*
- OnStar[®] 6-month Directions & Connections Plan¹ with Turn-by-Turn Navigation (fleet delete is available on LS models only. Onstar[®] is N/A on 1FL models)
- Daytime Running Lamps and automatic headlamps
- Tire Pressure Monitoring System**
- StabiliTrak[®] stability enhancement system with Traction Control
- Power rear door child security locks

INTERIOR

- Front bucket seats with integrated center stack design
- Center console with sliding armrest and dual cupholders
- 60/40 split-folding rear seatbacks with fold-down center armrest
- Air conditioning with air filter
- 3-gauge instrument cluster with Driver Information Center
- Remote Keyless Entry
- Power door locks
- Power windows with express-down on all windows and driver's window express up
- AM/FM stereo with 6 speakers, CD player with MP3 playback, USB¹², Bluetooth[®] for phone¹¹, steering wheel audio controls and auxiliary input jack
- SiriusXM[®] Radio with 3-month trial (fleet delete available on LS and 1LT when equipped with UYE radio)
- 2 auxiliary power outlets
- Tilt and telescoping steering column with 3-spoke steering wheel
- 1LT/ECO Interior Appearance, includes LS Interior Appearance content (Premium cloth seating, silver-painted center stack and instrument panel cluster accent rings, and open instrument panel storage bin) plus auxiliary glove box in center dash, leather-wrapped steering wheel with Polar Silver accent and leather-wrapped shift knob



EFFICIENT FEATURES

- Available Cruze ECO Model
- Standard 4-cylinder engine
- Standard 6-speed transmission(s)
- Available 4-cylinder turbocharged engine

MECHANICAL

- Front-wheel drive
- 1.4L ECOTEC Turbo I-4 engine with 138 hp
- 6-speed automatic transmission (1SD/1FL)
- 6-speed manual transmission (1SC)
- Power front disc/rear drum antilock brakes (4 wheel disc brakes standard on 2LT and LTZ)
- Front independent MacPherson suspension
- Electric power rack-and-pinion steering

EXTERIOR

- 16" alloy wheels; 16" steel wheels (LS); 17" polished alloy (ECO); 17" flangeless alloy (2LT); 18" silver-painted alloy (LTZ)
- P215/50R16 low-rolling resistance tires
- Front intermittent variable wipers
- LT Exterior Appearance, includes LS Exterior Appearance content (Black outside mirrors, silver-painted wheel covers, body-color door handles, chrome deck lid applique and black grille with chrome surround) plus body-color outside mirrors, chrome belt moldings and 16" (40.6 cm) machined-face alloy wheels

SELECT OPTIONAL FEATURES

Options are available on certain models only. See your Ordering Guide for details.

- Pioneer® Premium 9-speaker system with amplifier, 250 watts
- Rear Vision Camera
- Color Touch AM/FM stereo with USB, CD, MP3 and 7" diagonal screen
- Audio system with navigation⁸ RDS
- Chevrolet MyLink¹³, includes Bluetooth® streaming audio for music and select phones¹²
- Enhanced Safety Package, includes Rear Park Assist, Rear Cross-Traffic Alert and Side Blind Zone Alert
- Driver 6-way power seat adjuster
- Remote Vehicle Starter System (requires automatic transmission)
- Sunroof

AVAILABLE EXTERIOR COLORS¹⁰



* Always use safety belts and the correct child restraint for your child's age and size, even in vehicles equipped with air bags. Even in vehicles equipped with Passenger Sensing System, children are safer when properly secured in a rear seat in an appropriate infant, child or booster seat. Never place a rear-facing infant restraint in the front seat of any vehicle equipped with an active frontal air bag. See your vehicle Owner Manual and child safety seat instructions for more information.

** Tire Pressure Monitoring System does not apply to spare tire.

MODEL AVAILABILITY

	Sedan
Cruze LS	1PL69
Cruze 1LT (includes LT Fleet 1FL)	1PX69
Cruze 2LT	1PZ69
Cruze LTZ	1PW69
Cruze ECO	1PB69

SPECIFICATIONS

(inches unless otherwise stated)	Sedan
Wheelbase	105.7
Length	181.0
Width	70.7
Height	58.1
Seating f/r (max.)	2/3
Head room f/r	39.3/37.9
Shoulder room f/r	54.8/53.9
Leg room f/r	42.3/35.4
Max. trunk vol. ³ (cubic feet)	15.4
Approx. fuel capacity (gallons)	15.6



2012 Model Year shown

WHAT'S NEW FOR 2013

- RS hatchback model
- Available Chevrolet MyLink Touch¹³, AM/FM stereo with Bluetooth[®] streaming audio for music and select phones
- Integral spotter mirror standard on all outside rearview mirrors
- Standard rear spoiler on LTZ sedan
- Standard Bluetooth[®] on all models
- Standard steering wheel mounted audio and phone interface on all models
- Connectivity Plus Cruise Package and remote starter system standard on LT with automatic transmission
- New 6-speaker premium audio system
- New ECOTEC 1.8L Variable Valve Timing DOHC 4-cylinder sequential MFI engine (AT-PZEV enhanced emissions in YF5 or NE1 emission states)^{***}



2012 Model Year shown

SELECT STANDARD FEATURES

Features based on LS model unless otherwise noted.

SAFETY AND SECURITY

- Ten standard air bags* including front, front and rear side-impact, head curtain side-impact and front knee
- OnStar[®] 6-month Directions & Connections Plan¹ with Turn-by-Turn Navigation (fleet delete available)
- Daytime Running Lamps and automatic headlamps
- Tire Pressure Monitoring System**
- StabiliTrak[®] stability enhancement system with Traction Control
- Power rear door child security locks

INTERIOR

- Front bucket seats with recline and height-adjustable headrests
- Center console
- Split-folding rear seatbacks
- Air conditioning
- Driver Information Center with trip odometer, fuel range, average fuel economy, average vehicle speed, tire pressure and oil life remaining
- Remote Keyless Entry
- Tilt/telescoping steering column
- Power door locks
- AM/FM stereo with 4 speakers and auxiliary input jack
- Bluetooth[®] for phone

MECHANICAL

- Front-wheel drive
- ECOTEC 1.8L Variable Valve Timing DOHC 4-cylinder sequential MFI engine (138 hp)
- 5-speed manual transmission
- Power front disc/rear drum antilock brakes
- Touring suspension with StabiliTrak[®] stability control system and Traction Control
- Electric power steering



2012 Model Year shown

EXTERIOR

- 15-inch steel wheels with bolt-on wheel covers
- P195/65R15 tires
- Hidden rear door handles (Hatchback)
- Roof spoiler (Hatchback)

SELECT OPTIONAL FEATURES

Options are available on certain models only. See your Ordering Guide for details.

- Audio: SiriusXM® Radio² with 3-month trial, USB port¹²
- Premium 6-speaker audio system
- Chevrolet MyLink Touch¹³, AM/FM stereo with seek-and-scan and digital clock, includes Bluetooth® streaming audio for music and select phones; voice recognition for phone; Pandora and Stitcher smartphone compatible¹⁴; all functions controlled through 7" diagonal Color Touch screen
- Seats: leatherette seating surfaces, heated
- Leather-wrapped steering wheel with audio controls
- Power windows with driver express-up and express-down
- Cruise control
- Remote Vehicle Starter System
- Ecotec 1.4L Turbocharged I-4 engine with 138 hp and 148 lb.-ft. of torque
- 6-speed automatic transmission
- 16- or 17-inch aluminum wheels
- Power outside heated rearview mirrors
- Sunroof
- Fog lamps

* Always use safety belts and the correct child restraint for your child's age and size, even in vehicles equipped with air bags. Even in vehicles equipped with Passenger Sensing System, children are safer when properly secured in a rear seat in an appropriate infant, child or booster seat. Never place a rear-facing infant restraint in the front seat of any vehicle equipped with an active frontal air bag. See your vehicle Owner Manual and child safety seat instructions for more information.

** Tire Pressure Monitoring System does not apply to spare tire.

*** Required with (YF5) California state emissions requirements or (NE1) Arizona, Connecticut, Maine, Maryland, Massachusetts, New Jersey, New York, Oregon, Pennsylvania, Rhode Island, Vermont or Washington state emissions requirements.

AVAILABLE EXTERIOR COLORS¹⁰



EFFICIENT FEATURES

- ▶ Standard 4-cylinder engine
- ▶ Standard 5-speed manual transmission
- ▶ Available 4-cylinder turbocharged engine
- ▶ Available 6-speed automatic transmission

MODEL AVAILABILITY

	Sedan	Hatchback
Sonic LS	1JU69	1JU48
Sonic LT	1JV69	1JV48
Sonic LTZ	1JW69	1JW48
Sonic RS		1JY48

SPECIFICATIONS

(inches unless otherwise stated)	Sedan	Hatchback
Wheelbase	99.4	99.4
Length	173.1	159.0
Width	68.3	68.3
Height	59.7	59.7
Seating f/r (max.)	2/3	2/3
Head room f/r	38.7/37.8	38.7/38.1
Shoulder room f/r	53.4/53.0	53.4/53.0
Leg room f/r	41.8/34.6	41.8/34.6
Max. trunk vol. ³ (cubic feet)	14.9	47.7
Approx. fuel capacity (gallons)	12.2	12.2



2012 Model Year shown

WHAT'S NEW FOR 2013

- IntelliLink standard on all MY13 audio systems
- New audio system with navigation⁸



2012 Model Year shown

SELECT STANDARD FEATURES

Features based on 1SB model unless otherwise noted.

SAFETY AND SECURITY

- Dual-stage front and head curtain side-impact air bags* with Passenger Sensing System*
- 3-point safety belts, all positions
- Rear child electrical security locks
- OnStar[®] 6-month Directions & Connections Plan¹ with Turn-by-Turn Navigation
- PASS-Key III theft-deterrent system
- Content theft alarm
- Daytime Running Lamps
- Tire Pressure Monitoring System**
- StabiliTrak[®] stability control with Traction Control
- 4-wheel antilock, 4-wheel disc with Brake Assist

INTERIOR

- Bluetooth[®] wireless technology for select phones and music
- QuietTuning[™]
- Front bucket seats with 8-way power driver seat
- Dual-zone automatic climate control and air filtration system
- Floor console with sliding armrest and multi-level storage
- Ice Blue ambient lighting
- Cruise control
- Full instrumentation including tachometer, Driver Information Center, compass
- Remote Keyless Entry
- Tilt/telescoping adjustable steering column
- Programmable power door locks
- AM/FM/SiriusXM[®] Radio² with 3-month trial with MP3 CD player, USB and AUX port¹², IntelliLink with 8" color LED touch screen display and MP3/WMA playback

MECHANICAL

- Front-wheel drive
- Ecotec 2.4L 4-cyl. engine with Direct Injection and eAssist Technology



2012 Model Year shown

EFFICIENT FEATURES

- ▶ Standard 4 cylinder eAssist engine
- ▶ Standard 6-speed automatic transmission
- ▶ Available E85 FlexFuel capability⁹

- 6-speed automatic transmission
- Power 4-wheel antilock disc brakes
- 4-wheel independent suspension
- Power electric rack-and-pinion steering

EXTERIOR

- Power-adjustable, heated rearview mirrors (base model)
- Power-adjustable, heated rearview mirrors with integrated turn signal indicators, ground illumination and driver- side memory and auto-dimming feature (all models except base)
- P235/50R17 all-season tires and tire repair kit
- Rear spoiler

SELECT OPTIONAL FEATURES

Options are available on certain models only. See your Ordering Guide for details.

- Rear seat-mounted thorax air bags*
- Rear Vision Camera
- Leather Package including heated leather-appointed front seats, halogen projector fog lamps
- E-Z Key Passive Entry System
- IntelliLink with 8" diagonal touch screen display, AM/FM/SiriusXM[®] Radio², single CD/DVD player and MP3 player with navigation⁸, GPS navigation⁸ system, USB port¹², Radio Data System and auxiliary input jack
- Oversized power sunroof
- Ultrasonic Rear Parking Assist
- All-wheel drive
- 3.6L SIDI V6 engine with 303 hp
- E85 FlexFuel capability⁹
- Remote Vehicle Starter System
- 17", 18" or 19" aluminum wheels
- Sport Package including HiPer Strut front suspension

* Always use safety belts and the correct child restraint for your child's age and size, even in vehicles equipped with air bags. Even in vehicles equipped with Passenger Sensing System, children are safer when properly secured in a rear seat in an appropriate infant, child or booster seat. Never place a rear-facing infant restraint in the front seat of any vehicle equipped with an active frontal air bag. See your vehicle Owner Manual and child safety seat instructions for more information.

** Tire Pressure Monitoring System does not apply to spare tire.

AVAILABLE EXTERIOR COLORS¹⁰

- | | | |
|-------------------------------------|--|--|
| GWY Atlantis Blue Metallic (new) | GAR Carbon Black Metallic ⁷ | GBE Crystal Red Tintcoat ⁷ |
| GVU Mocha Bronze Metallic (new) | GAZ Summit White | GBN White Diamond Tricoat ⁷ |
| GWT Champagne Silver Metallic (new) | GAN Quicksilver Metallic | GGW Storm Grey Metallic |

MODEL AVAILABILITY

	Sedan
LaCrosse 1SB	4GB69
LaCrosse 1SL FWD	4GM69
LaCrosse 1SL AWD	4GG69
LaCrosse 1SR	4GT69
LaCrosse 1ST	4GT69

SPECIFICATIONS

(inches unless otherwise stated)	Sedan
Wheelbase	111.7
Length	196.9
Width	73.1
Height	59.2
Seating f/r (max.)	2/3
Head room f/r	38.0/37.3
Shoulder room f/r	57.4/56.0
Leg room f/r	41.7/40.5
Max. trunk vol. ³ (cubic feet)	13.3 (1SB, 1SL FWD) 12.8 (1SR), 10.8 (eAssist)
Approx. fuel capacity (gallons)	18 (19 with AWD, 15.7 eAssist)



2012 Model Year shown

WHAT'S NEW FOR 2013

- 150 amp alternator

FLEET MODEL HIGHLIGHTS

- Standard AM/FM stereo with CD player, seek-and-scan, digital clock, auto-tone control, automatic volume and TheftLock
- Steering wheel mounted audio controls (available with OnStar® and Bluetooth® package)



2012 Model Year shown

SELECT STANDARD FEATURES

Features based on LS model unless otherwise noted.

SAFETY AND SECURITY

- Dual-stage frontal, and thorax side-impact, driver and front passenger, and head curtain side-impact, front and rear outboard seating positions air bags* with Passenger Sensing System*
- 3-point safety belts, all positions (except front center)
- LATCH (Lower Anchors and Top tethers for CHildren) system
- Rear door child security locks
- PASS-Key III+ theft-deterrent system
- Daytime Running Lamps and automatic lamp control
- StabiliTrak® stability enhancement system with Traction Control
- Tire Pressure Monitoring System**

INTERIOR

- Front bucket seats
- 6-way power driver seat with ratcheting lumbar control
- Manual climate control with air filtration
- Cruise control
- Programmable power door locks
- Full instrumentation including Driver Information Center
- Remote Keyless Entry
- Tilt adjustable steering column
- Visor vanity mirrors
- Power windows with driver Express-Down
- AM/FM stereo with CD and MP3 playback, seek-and-scan, digital clock, auto-tone control, Radio Data System, automatic volume, TheftLock and auxiliary input jack



2012 Model Year shown

MECHANICAL

- Front-wheel drive
- 3.6L SIDI DOHC VVT V6 with FlexFuel[®] capability
- 6-speed automatic transmission
- Oil Life Monitoring System
- Power 4-wheel disc antilock brake system
- 4-wheel independent suspension
- Power rack-and-pinion steering
- Battery rundown protection and retained accessory power
- 150 amp Alternator

EXTERIOR

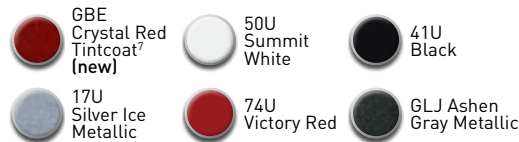
- Power-adjustable outside mirrors
- P225/60R16 all-season tires (1FL)
- 16-inch cast aluminum wheels
- Intermittent front windshield wipers

SELECT OPTIONAL FEATURES

Options are available on certain models only. See your Ordering Guide for details.

- Leather Package
- OnStar[®] 6-month Directions & Connections Plan¹ with Turn-by-Turn Navigation
- AM/FM stereo with CD player, seek-and-scan, digital clock, auto-tone control, automatic volume and TheftLock (available with OnStar[®] and Bluetooth[®] Package)
- SiriusXM[®] Radio² (available with OnStar[®] and Bluetooth[®] Package)
- Bluetooth[®] for phone¹¹ (available with OnStar[®] and Bluetooth[®] Package)
- Flip-and-fold flat rear seat
- Power Sunroof
- 18" aluminum wheels
- Universal Home Remote
- Rear spoiler

AVAILABLE EXTERIOR COLORS¹⁰



* Always use safety belts and the correct child restraint for your child's age and size, even in vehicles equipped with air bags. Even in vehicles equipped with Passenger Sensing System, children are safer when properly secured in a rear seat in an appropriate infant, child or booster seat. Never place a rear-facing infant restraint in the front seat of any vehicle equipped with an active frontal air bag. See your vehicle Owner Manual and child safety seat instructions for more information.

** Tire Pressure Monitoring System does not apply to spare tire.

EFFICIENT FEATURES

- › Standard E85 FlexFuel[®] capability
- › Standard Spark Ignition Direct Injection
- › Standard Variable Valve Timing
- › Standard 6-speed automatic transmission

MODEL AVAILABILITY

	Sedan
Impala LS (fleet)	1WF19
Impala LT (fleet)	1WG19
Impala LTZ	1WU19

SPECIFICATIONS

(inches unless otherwise stated)	Sedan
Wheelbase	110.5
Length	200.4
Width	72.9
Height	58.7
Seating f/r (max.)	2/3
Head room f/r	39.4/37.8
Shoulder room f/r	58.7/58.6
Leg room f/r	42.3/37.6
Max. cargo vol. ³ (cubic feet)	18.6
Approx. fuel capacity (gallons)	17.5



SELECT STANDARD FEATURES

Features based on 1FL model unless otherwise noted.

SAFETY AND SECURITY

- Dual-stage front, side-impact and head curtain side-impact air bags with Passenger Sensing System*
- LATCH (Lower Anchors and Top tethers for CHildren) system
- Rear door child security locks
- OnStar® 6-month Directions & Connections Plan¹ with Turn-by-Turn Navigation and Automatic Crash Response (fleet delete available on 1FL and 1LT)
- StabiliTrak® stability enhancement system with Traction Control
- PASS-Key III+ theft-deterrent system
- Daytime Running Lamps and automatic lamp control
- Tire Pressure Monitoring System**

INTERIOR

- Front bucket seats with driver power lumbar control and power height adjustment
- Rear 60/40 split-folding seats
- Console with sliding armrest
- Driver Information Center
- Air conditioning
- Cruise control
- Tilt/telescoping adjustable steering column
- AM/FM stereo with CD/MP3, SiriusXM® Radio² with 3-month trial (fleet delete available 1FL, 1LT)
- Remote Keyless Entry
- Programmable power door locks

MECHANICAL

- Front-wheel drive
- 2.4L Ecotec 4-cylinder with 169 hp
- 6-speed automatic transmission with TAPshift manual control
- 4-wheel disc antilock brake system
- Independent front and rear suspension
- Variable-effort electric power steering assist



EXTERIOR

- Intermittent front windshield wipers
- P215/55R17 touring tires
- Folding, power rearview mirror
- Acoustic laminated glass

SELECT OPTIONAL FEATURES

Options are available on certain models only. See your Ordering Guide for details.

- Seating options: 6- or 8-way power driver, leather-appointed seating surfaces, heated seats, UltraLux seating
- Automatic climate control
- Rear power center (110-volt AC 3-prong outlet)
- Audio options: USB port,¹² Bose® Premium Sound System, steering wheel controls
- Bluetooth® wireless technology for select phones¹¹
- E85 FlexFuel⁹ capability for 2.4L engine
- Power sunroof
- 17- and 18-inch aluminum wheels
- Remote Vehicle Starter System
- LED taillamps

* Always use safety belts and the correct child restraint for your child's age and size, even in vehicles equipped with air bags. Even in vehicles equipped with Passenger Sensing System, children are safer when properly secured in a rear seat in an appropriate infant, child or booster seat. Never place a rear-facing infant restraint in the front seat of any vehicle equipped with an active frontal air bag. See your vehicle Owner Manual and child safety seat instructions for more information.

** Tire Pressure Monitoring System does not apply to spare tire

AVAILABLE EXTERIOR COLORS¹⁰



EFFICIENT FEATURES

- Standard 4-cylinder Ecotec engine
- Standard electric power steering assist
- Standard 6-speed automatic transmission

MODEL AVAILABILITY

	Sedan
Malibu 1FL	1ZG69
Malibu 1LT	1ZH69
Malibu 2LT	1ZJ69

SPECIFICATIONS

(inches unless otherwise stated)	Sedan
Wheelbase	112.3
Length	191.8
Width	70.3
Height	57.1
Seating	2/3
Head room f/r	39.4/37.2
Shoulder room f/r	55.9/53.9
Leg room f/r	42.2/37.6
Max. cargo vol. ³ (cubic feet)	15.1
Approx. fuel capacity (gallons)	16



MALIBU



WHAT'S NEW FOR 2013

- All-new exterior design
- All-new global platform
- All-new dual-cockpit interior design
- Wider passenger compartment
- Air bag* update (Summer 2012)

SELECT STANDARD FEATURES

Features based on 1SA model unless otherwise noted.

SAFETY AND SECURITY

- Air bags*, dual-stage frontal, thorax side-impact and knee, driver and front passenger, and head curtain side-impact, front and rear outboard seating positions, includes Passenger Sensing System*
- (Summer 2012 update) 10 total air bags* including frontal and knee air bags* for driver and front passenger, side-impact seat-mounted and roof rail air bags* for front and rear outboard seating positions, includes Passenger Sensing System*
- LATCH (Lower Anchors and Top tethers for Children) system
- Power rear door child security locks
- OnStar®, 6 months of Directions and Connections¹ plan with Turn-by-Turn Navigation
- Daytime Running Lamps
- Tire Pressure Monitoring System**
- StabiliTrak® stability enhancement system

INTERIOR

- Front bucket seats
- Dual-zone climate control
- AM/FM stereo with CD player and MP3 playback, Radio Data System (RDS) and auxiliary input jack and 7" diagonal Color Touch screen
- Chevrolet MyLink Touch¹³, includes Bluetooth® streaming audio for music and select phones¹¹
- Steering wheel mounted audio controls
- Cruise control
- Front and rear floor mats
- Power windows with express-down on all





MECHANICAL

- ECOTEC 2.4L DOHC 4-cylinder engine with eAssist technology and Variable Valve Timing with 182 hp
- 6-speed automatic transmission with overdrive
- 4-wheel disc antilock brake system
- Electronic push button park brake
- Independent front and rear suspension
- Power electric rack-mounted steering

EXTERIOR

- Acoustic, laminated, solar absorbing glass
- Projector beam, halogen headlamps
- Heated power-adjustable, body-color outside mirrors
- P225/55R17 Tires
- 17" 5-spoke aluminum wheels***
- Front intermittent wipers

SELECT OPTIONAL FEATURES

Options are available on certain models only. See your Ordering Guide for details.

- Audio system with navigation⁸
- Rear vision camera
- Remote vehicle starter system
- 8-way power seat adjuster
- Power sunroof
- Universal home remote
- Leather-appointed seats

* Always use safety belts and the correct child restraint for your child's age and size, even in vehicles equipped with air bags. Even in vehicles equipped with Passenger Sensing System, children are safer when properly secured in a rear seat in an appropriate infant, child or booster seat. Never place a rear-facing infant restraint in the front seat of any vehicle equipped with an active frontal air bag. See your vehicle Owner Manual and child safety seat instructions for more information.

** Tire Pressure Monitoring System does not apply to spare tire.

*** Use only GM-approved wheel/tire combinations. See your GM dealer for more details.

AVAILABLE EXTERIOR COLORS¹⁰



EFFICIENT FEATURES

- Standard 4-cylinder Ecotec engine
- Standard electric power steering assist
- Standard 6-speed automatic transmission

MODEL AVAILABILITY

	Sedan
Eco	1GC69

SPECIFICATIONS

(inches unless otherwise stated)	Sedan
Wheelbase	107.8
Length	191.3
Width	73.0
Height	57.6
Seating	2/3
Head room f/r	39.0/37.6
Shoulder room f/r	57.5/57.1
Max. cargo vol. ³ (cubic feet)	14.3
Approx. fuel capacity (gallons)	15.6



WHAT'S NEW FOR 2013

- All-new exterior design
- All-new global platform
- All-new dual-cockpit interior design
- All-new powertrain lineup
- Wider passenger compartment
- 10 standard air bags*
- Available 7" diagonal color touch-screen display
- Available Rear Back-Up Camera
- Available Rear Park Assist
- Available Forward Collision Alert and Lane Departure Warning



SELECT STANDARD FEATURES

Features based on 1FL model unless otherwise noted.

SAFETY AND SECURITY

- 10 total air bags* including frontal and knee air bags for driver and front passenger, side-impact seat-mounted and roof rail air bags* for front and rear outboard seating positions, includes Passenger Sensing System*
- LATCH (Lower Anchors and Top tethers for CHildren) system
- Power rear door child security locks
- Daytime Running Lamps
- Tire Pressure Monitoring System**
- StabiliTrak® stability enhancement system

INTERIOR

- Front bucket seats
- Single-zone electronic air conditioning
- AM/FM stereo with CD player and MP3 playback, and SiriusXM® Radio² with 3-month trial (fleet delete available)
- Bluetooth® for phone¹²
- Tilt and telescoping steering column
- Steering wheel mounted audio controls
- Cruise control
- Front and rear floor mats
- Power windows with Express-Down on all
- Driver Information Center
- 2 auxiliary power outlets
- Remote Keyless Entry
- Rear center armrest with storage

MECHANICAL

- 2.5L DOHC 4-cylinder SIDI engine with Variable Valve Timing and 197 hp
- 6-speed automatic transmission with overdrive
- 4-wheel disc antilock brake system



- Electronic push button park brake
- Independent front and rear suspension
- Power electric rack-mounted steering

EXTERIOR

- Acoustic , laminated, solar absorbing glass
- Projector beam, halogen headlamps
- Outside power-adjustable mirrors
- P215/60R16 all season tires
- 16" aluminum wheels
- Front intermittent wipers

SELECT OPTIONAL FEATURES



Options are available on certain models only. See your Ordering Guide for details.

- Audio system with navigation⁸, 7" diagonal color touch-screen display, USB port
- Chevrolet MyLink Touch¹³, includes Bluetooth[®] streaming audio for music and select phones¹²
- OnStar[®] 6-month Directions & Connections Plan¹ with Turn-by-Turn Navigation (fleet delete available 1LT)
- Rear Back-Up Camera
- Rear Park Assist
- Forward Collision Alert and Lane Departure Warning
- Remote vehicle starter system
- 8-way power seat adjuster
- Power sunroof
- Universal home remote
- Leather-appointed seats
- 17", 18" and 19" wheels
- 2.0L turbo DOHC 4-cylinder SIDI engine with Variable Valve Timing and 259 hp

* Always use safety belts and the correct child restraint for your child's age and size, even in vehicles equipped with air bags. Even in vehicles equipped with Passenger Sensing System, children are safer when properly secured in a rear seat in an appropriate infant, child or booster seat. Never place a rear-facing infant restraint in the front seat of any vehicle equipped with an active frontal air bag. See your vehicle Owner Manual and child safety seat instructions for more information.

** Tire Pressure Monitoring System does not apply to spare tire.

AVAILABLE EXTERIOR COLORS¹⁰

 GAN Silver Ice Metallic	 GBE Crystal Red Tintcoat ⁷	 GTS Blue Topaz Metallic	 GWT Champagne Silver Metallic
 GAR Black Granite Metallic ⁷	 GBN White Diamond Tricoat ⁷	 GWS Silver Topaz Metallic	 GWY Atlantis Blue Metallic
 GAZ Summit White	 GGW Taupe Gray Metallic		
 GBA Black			

EFFICIENT FEATURES

- Standard 4-cylinder engine
- Standard electric power steering assist
- Standard 6-speed automatic transmission

MODEL AVAILABILITY

	Sedan
LS	1GB69
LT	1GC69
LTZ	1GD69

SPECIFICATIONS

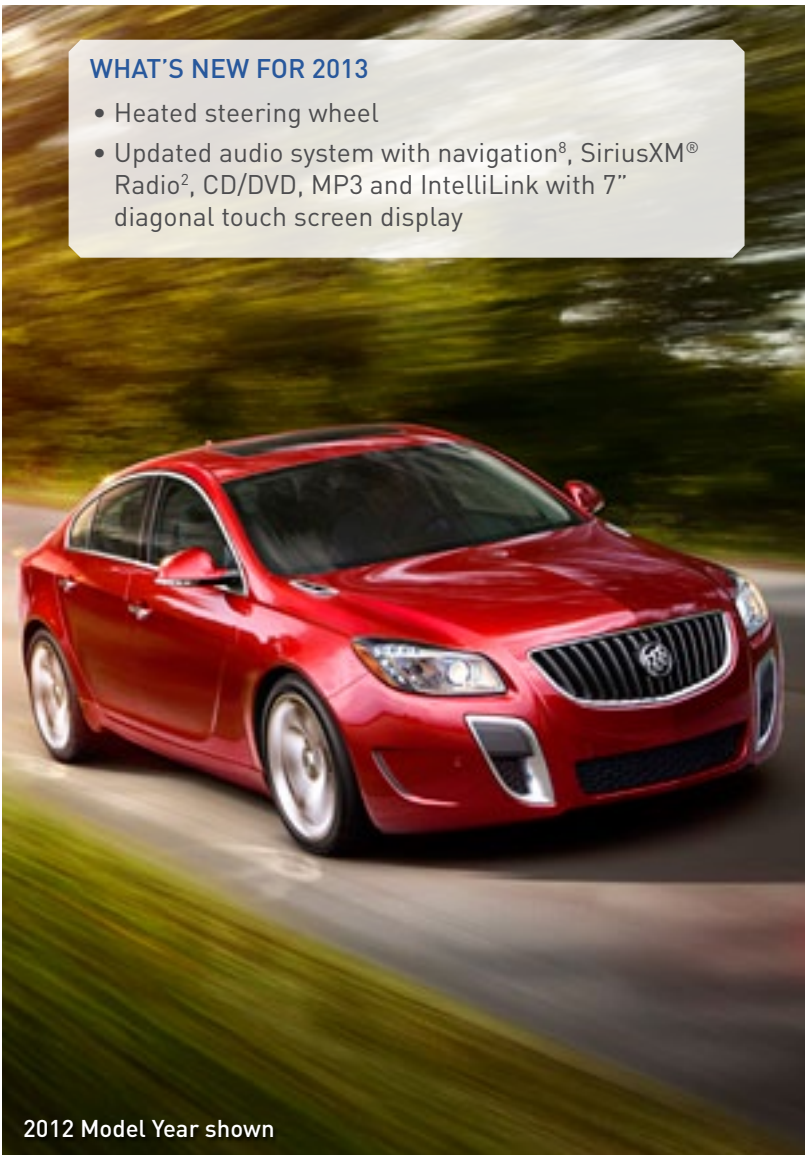
(inches unless otherwise stated)	Sedan
Wheelbase	107.8
Length	191.3
Width	73.0
Height	57.6
Seating	2/3
Head room f/r	39.0/37.6
Shoulder room f/r	57.5/57.1
Max. cargo vol. ³ (cubic feet)	14.3
Approx. fuel capacity (gallons)	15.6



2012 Model Year shown

WHAT'S NEW FOR 2013

- Heated steering wheel
- Updated audio system with navigation⁸, SiriusXM[®] Radio², CD/DVD, MP3 and IntelliLink with 7" diagonal touch screen display



2012 Model Year shown

SELECT STANDARD FEATURES

Features based on 1SL unless otherwise noted

SAFETY AND SECURITY

- Dual-stage frontal and side-impact, driver and right-front passenger and head curtain side-impact, front and rear outboard seating positions air bags* with Passenger Sensing System*
- 3-point safety belts, all positions
- Rear child security locks
- LATCH (Lower Anchors and Top tethers for Children) system
- OnStar[®] 6-month Directions & Connections Plan¹ with Turn-by-Turn Navigation
- Theft-deterrent system content theft alarm
- Content theft alarm
- Daytime Running Lamps
- Tire Pressure Monitoring System**
- StabiliTrak[®] stability enhancement system with full-function Traction Control

INTERIOR

- Heated front bucket seats with 8-way power driver and front passenger seat and 4-way driver seat power lumbar support
- Leather-appointed seat trim
- Rear split-folding seat
- Floor console
- Dual-zone automatic climate control and air filtration system
- Cruise control
- E-Z Key Passive Entry System with keyless start and automatic door lock/unlock
- Tilt/telescoping adjustable steering column
- Leather-wrapped steering wheel
- Programmable power door locks
- AM/FM/SiriusXM[®] Radio² with 3-month trial, MP3 CD player, USB and AUX port¹², IntelliLink with 7" color LED touch screen display, MP3/WMA playback, iPod support and upgradeable software
- Bluetooth[®] for phone¹¹ and music



2012 Model Year shown

MECHANICAL

- Front-wheel drive
- ECOTEC 2.4L DOHC 4-Cylinder DI engine with eAssist technology
- 6-speed automatic transmission with Driver Shift Control
- Power 4-wheel disc antilock brakes
- 4-wheel independent suspension
- Power variable-effort rack-and-pinion steering

EXTERIOR

- Power, heated outside rearview mirrors
- Front intermittent windshield wipers
- Fog lamps
- P235/50R18 V-rated all season tires
- 18" painted alloy wheel

SELECT OPTIONAL FEATURES

Options are available on certain models only. See your Ordering Guide for details.

- ECOTEC 2.0L DOHC 4-cylinder SIDI, VVT, intercooled turbo and E85 capable⁹
- Rear seat-mounted thorax air bags*
- harmon/kardon® 336-watt, 9-speaker premium system
- AM/FM/SiriusXM® Radio², single CD/DVD player and MP3 player with navigation⁸, IntelliLink with 7" diagonal touch screen display, GPS navigation⁸ system, USB port¹², Radio Data System (RDS) and auxiliary input jack
- Universal Home Remote
- Remote Vehicle Starter System
- Power sunroof (all models)
- Ultrasonic Rear Parking Assist
- eAssist Technology
- 6-speed manual transmission
- Interactive Drive Control
- Bi-Xenon HID headlamps
- 17", 18", 19" and 20" wheels***

* Always use safety belts and the correct child restraint for your child's age and size, even in vehicles equipped with air bags. Even in vehicles equipped with Passenger Sensing System, children are safer when properly secured in a rear seat in an appropriate infant, child or booster seat. Never place a rear-facing infant restraint in the front seat of any vehicle equipped with an active frontal air bag. See your vehicle Owner Manual and child safety seat instructions for more information.


** Tire Pressure Monitoring System does not apply to spare tire.

*** Use only GM-approved wheel/tire combinations. See your GM dealer for more details.

AVAILABLE EXTERIOR COLORS¹⁰

 GLK Black Diamond Tricoat ⁷ (new)	 GAZ Summit White	 GBN White Diamond Tricoat ⁷	 GLJ Smoky Gray Metallic
 GWT Champagne Silver Metallic (new)	 GBA Black Onyx		
 GXH Dark Blue Metallic (new)	 GBE Crystal Red Tintcoat ⁷		
 GAN Quicksilver Metallic			

EFFICIENT FEATURES

- ▶ eAssist Technology 
- ▶ Standard 4-cylinder engine with SIDI
- ▶ Standard 6-speed automatic transmission
- ▶ Standard E85 FlexFuel⁹ capability

MODEL AVAILABILITY

	Sedan
Regal	4GR69
Regal Turbo	4GS69
Regal GS	4GJ69

SPECIFICATIONS

(inches unless otherwise stated)	Sedan
Wheelbase	107.8
Length	190.2
Width	73.1
Height	58.4
Seating f/r (max.)	2/3
Head room f/r	38.8/36.8
Shoulder room f/r	56.7/54.4
Leg room f/r	42.1/37.3
Max. trunk vol. ³ (cubic feet)	14.2
Approx. fuel capacity (gallons)	18



Preproduction Model Shown

SELECT STANDARD FEATURES

Features based on 1SB unless otherwise noted.

SAFETY AND SECURITY

- Dual-stage frontal, front and rear side-impact, driver and passenger knee air bags* with Passenger Sensing System*
- Rear child security door locks
- LATCH system for child safety seats
- OnStar® 1 year Directions and Connections plan¹ with Turn-By-Turn Navigation
- PASS-Key III theft-deterrent system
- Daytime running lamps
- StabiliTrak® vehicle stability enhancement system
- Tire Pressure Monitoring System**

INTERIOR

- Front bucket seats with 8-way power
- AM/FM stereo, single disc CD player, dual USB ports¹², SD card slot and auxiliary jack with Bose® 7-speaker system and SiriusXM® Radio² with 3-month trial
- Bluetooth® for phone¹¹
- Dual-zone automatic climate control with air filtration system
- Electronic cruise control
- Power programmable door locks
- Driver Information Center
- Keyless ignition
- Leather-wrapped steering wheel
- Steering wheel mounted audio and cruise controls

MECHANICAL

- Rear-wheel drive
- 2.5L I4, DI, DOHC, VVT engine with 202 hp
- 6-speed automatic transmission
- 4-wheel antilock, 4-wheel disc brakes
- All-speed, engine and brake controlled traction control



Preproduction Model Shown



Preproduction Model Shown

- Independent 4-wheel sport suspension
- Electric rack-and-pinion steering

EXTERIOR

- Twilight Sentinel Halogen headlamps
- Outside heated power-adjustable folding mirrors
- Front and rear recovery hooks
- P255/45R17 all-season tires
- 17" aluminum wheels
- Front intermittent wipers

SELECT OPTIONAL FEATURES

Options are available on certain models only. See your Ordering Guide for details.

- All-Wheel Drive
- 2.0L Turbo I4, DI, DOHC, VVT engine with 272 hp
- 3.6L V6, DI, DOHC, VVT engine with E85 FlexFuel⁹ capability and 321 hp
- Cadillac User Experience (CUE) with SiriusXM[®] HD Radio², Bose[®] 10-speaker system, CD/MP3, Bluetooth[®] for phone¹¹ with natural voice recognition, Interface Auxiliary Device Connectivity, 8" Color Information Display, navigation⁸
- Keyless Access passive entry
- Head-Up Display
- Lane Departure Warning
- Memory package
- Rearview backup camera
- Heated front driver and passenger seats
- 10-way power driver and front passenger seat adjuster
- Power sunroof
- 18" P225/40ZR18 all-season run-flat tires^{***}
- 17" and 18" polished aluminum wheels^{***}
- Rainsense wipers
- Brembo performance brakes

* Always use safety belts and the correct child restraint for your child's age and size, even in vehicles equipped with air bags. Even in vehicles equipped with Passenger Sensing System, children are safer when properly secured in a rear seat in an appropriate infant, child or booster seat. Never place a rear-facing infant restraint in the front seat of any vehicle equipped with an active frontal air bag. See your vehicle Owner Manual and child safety seat instructions for more information.

** Tire Pressure Monitoring System does not apply to spare tire.

*** Use only GM-approved wheel/tire combinations. See your GM dealer for more details.

AVAILABLE EXTERIOR COLORS¹⁰

	GWS Glacier Blue Metallic (new)		GBE Crystal Red Tintcoat ⁷		GBN White Diamond Tricoat ⁷
	GWT Silver Coast Metallic (new)		GLH Thunder Gray ChromaFlair ⁷		GTR Opulent Blue Metallic
	GWV Summer Gold Metallic (new)		GLK Black Diamond Tricoat ⁷		
	GAN Radiant Silver Metallic				
	GBA Black Raven				

EFFICIENT FEATURES

- Standard 4-cylinder engine
- Standard 6-speed automatic transmission
- E85 FlexFuel⁹ capability

MODEL AVAILABILITY

	Sedan
ATS RWD	6AB69
ATS AWD	6AM69

SPECIFICATIONS

(inches unless otherwise stated)	Sedan
Wheelbase	Not yet available
Length	Not yet available
Width	Not yet available
Height	Not yet available
Seating f/r (max.)	Not yet available
Headroom f/r	Not yet available
Shoulder f/r	Not yet available
Leg f/r	Not yet available
Max. cargo vol. (cubic feet)	Not yet available
Fuel capacity (gallons)	Not yet available



AVAILABLE EXTERIOR COLORS¹⁰



GLJ
Graphite
Metallic (new)



GWT
Silver Coast
Metallic (new)



GXH
Sapphire Blue
Metallic (new)



GAN
Radiant Silver
Metallic



GBA
Black Raven



GBE
Crystal Red
Tintcoat⁷



GBN
White Diamond
Tricoat⁷



GLK
Black Diamond
Tricoat⁷

SELECT STANDARD FEATURES

Features based on 1SA unless otherwise noted.

SAFETY AND SECURITY

- Dual-stage frontal, side impact, knee and head curtain side impact air bags* for driver and front passenger, head curtain and seat side impact for outboard rear passengers; with Passenger Sensing System*
- Rear child security door locks
- OnStar® 1 year Directions and Connections plan¹ with Turn-By-Turn Navigation
- Daytime running lamps
- StabiliTrak® vehicle stability enhancement system
- Tire Pressure Monitoring System**

INTERIOR

- Front bucket seats with leather seating surfaces and 10-way power including 4-way power lumbar
- CUE Infotainment System, AM/FM stereo with dual USB ports¹² and SD card slot¹², includes natural voice recognition and auxiliary input jack, Bose® 8-speaker system, SiriusXM® HD Radio² with 3-month trial, CD/MP3 player
- Dual-zone automatic climate control
- Automatic air circulation sensor
- Electronic cruise control
- Power programmable door locks
- Driver Information Center
- Keyless Access with push-button start
- Rearview backup camera
- Retained accessory power
- Power rake and telescopic steering column
- Leather-wrapped steering wheel with tap up/tap down controls
- Wood trim on steering wheel, console and centerstack

* Always use safety belts and the correct child restraint for your child's age and size, even in vehicles equipped with air bags. Even in vehicles equipped with Passenger Sensing System, children are safer when properly secured in a rear seat in an appropriate infant, child or booster seat. Never place a rear-facing infant restraint in the front seat of any vehicle equipped with an active frontal air bag. See your vehicle Owner Manual and child safety seat instructions for more information.

** Tire Pressure Monitoring System does not apply to spare tire.

*** Use only GM-approved wheel/tire combinations. See your GM dealer for more details.



EFFICIENT FEATURES

- > Standard 6-cylinder engine
- > Standard 6-speed automatic transmission

MECHANICAL

- Front-wheel drive
- 3.6 SIDI DOHC V6 VVT engine with 304 hp and 263 lb-ft torque
- 6-speed automatic transmission
- 4-wheel antilock, 4-wheel disc Brembo brakes
- Magnetic Ride Control
- All-speed, engine and brake controlled traction control
- Automatic level control
- Rear air springs
- Transmission oil cooler
- Independent 4-wheel suspension
- Variable-effort power steering

EXTERIOR

- High intensity Xenon headlamps with Twilight Sentinel, cornering lamps and nighttime flash-to-pass
- Illuminated door handles
- Outside heated power-adjustable folding mirrors with turn signal indicators and puddle lamps
- Ultrasonic Rear Parking Assist
- Front and rear recovery hooks
- P255/45R19 all-season tires
- 19" aluminum wheels
- Front intermittent wipers

SELECT OPTIONAL FEATURES

Options are available on certain models only. See your Ordering Guide for details.

- CUE Infotainment System with navigation[®]
- Bose[®] Studio Surround Sound 14-speaker system with surround amplifier
- Tri-zone automatic climate control
- Memory Package

- 110-volt power outlet
- Premium wood trim
- Heated driver and front passenger seats
- Heated rear outboard seating positions
- Ventilated driver and passenger seats
- Ultraview power sunroof
- Front and rear parking assist
- Forward Collision Alert
- Lane departure warning
- Rear Cross-Traffic Alert
- Rearview backup camera
- Side Blind Zone Alert
- Head-Up Display
- 19" and 20" aluminum wheels***
- 18" aluminum spare wheel
- Rainsense wipers

MODEL AVAILABILITY

	Sedan
XTS FWD	6GD69
XTS AWD	6GX69

SPECIFICATIONS

(inches unless otherwise stated)	Sedan
Wheelbase	111.7
Length	202.0
Width	72.91
Height	59.45
Seating f/r (max.)	2/3
Headroom f/r	40.1/37.8
Shoulder f/r	57.9/56.3
Leg f/r	45.8/40.0
Max. cargo vol. ³ (cubic feet)	18.0
Fuel economy	19 (FWD) 20 (AWD)



2012 Model Year shown

WHAT'S NEW FOR 2013

- New grille finish on non-V models

AVAILABLE EXTERIOR COLORS¹⁰

- | | |
|--|---|
|  GWS
Glacier Blue
Metallic (new) |  GBN
White Diamond
Tricoat ⁷ |
|  GAN
Radiant
Silver Metallic |  GLH
Thunder Gray
ChromaFlair ⁷ |
|  GBA
Black Raven |  GLK
Black Diamond
Tricoat ⁷ |
|  GBE
Crystal Red
Tintcoat ⁷ |  GTR
Opulent Blue
Metallic |

SELECT STANDARD FEATURES

Features based on CTS Coupe 1SB unless otherwise noted.

SAFETY AND SECURITY

- Dual-stage frontal driver, dual-depth frontal passenger air bags* with Passenger Sensing System*, driver and right-front passenger side impact and front and rear outboard head curtain*
- OnStar[®] 1-year Directions & Connections Plan¹ with Turn-by-Turn Navigation
- PASS-Key III theft-deterrent system
- Daytime Running Lamps and Twilight Sentinel[®]
- StabiliTrak[®] stability enhancement system
- Tire Pressure Monitoring System**

INTERIOR

- Front bucket seats with 8-way power adjustment
- Rear split-folding seat
- Dual-zone automatic climate control
- Cruise control
- Remote Vehicle Starter System
- Remote Keyless Entry with Keyless Access and Keyless Start
- Driver Information Center
- Auto-dimming rearview mirror
- Manual rake wheel and telescopic steering column
- AM/FM/SiriusXM[®] Radio² with 3-month trial, single-slot CD player and MP3 playback, auxiliary input jack, Radio Data System (RDS) and Bose[®] 8-speaker system
- Bluetooth[®] wireless technology for select phones¹¹

MECHANICAL

- Rear-wheel drive
- 3.6L V6 SIDI DOHC VVT engine with 318 hp and 275 lb.-ft. torque
- 6-speed automatic transmission
- 4-wheel disc antilock system with electronic parking brake
- Limited slip differential
- All-speed, brake and engine controlled Traction Control
- Independent 4-wheel suspension
- Power rack-and-pinion steering

EXTERIOR

- Intermittent windshield wipers
- High intensity discharge headlamps with Adaptive Forward Lighting System and flash-to-pass
- Folding, heated power rearview mirrors
- Ultrasonic Rear Park Assist
- P235/50R18 front and P265/45R18 rear V-rated all-season tires
- 18-inch premium multi-coat painted aluminum wheels

* Always use safety belts and the correct child restraint for your child's age and size, even in vehicles equipped with air bags. Even in vehicles equipped with Passenger Sensing System, children are safer when

properly secured in a rear seat in an appropriate infant, child or booster seat. Never place a rear-facing infant restraint in the front seat of any vehicle equipped with an active frontal air bag. See your vehicle Owner Manual and child safety seat instructions for more information.

** Tire Pressure Monitoring System does not apply to spare tire.

*** Use only GM-approved wheel/tire combinations. See your GM dealer for more details.

SELECT OPTIONAL FEATURES

Options are available on certain models only. See your Ordering Guide for details.

- All-wheel drive
- 2-way power driver and front passenger seat lumbar support
- Heated/ventilated driver and front passenger seats
- Recaro Performance Seats (Touring Package or V series)
- Universal Home Remote
- Audio options: navigation,⁸ NavTraffic,² DVD player, USB port,¹² Bose[®] Surround Sound System, 40GB hard drive
- 6.2L Supercharged VVT V8 with 556 hp (CTS-V)
- 6-speed manual transmission (CTS-V)
- Performance Packages
- CTS Touring Package
- Power sunroof
- High Intensity Discharge (HID) headlamps with Adaptive Forward Lighting
- 18- and 19-inch polished wheels***
- Rearview Camera System
- Side Blind Zone Alert
- Rainsense windshield wipers

EFFICIENT FEATURES

- Standard Spark Ignition Direct Injection
- Standard Variable Valve Timing
- Standard 6-speed automatic transmission

MODEL AVAILABILITY

	Coupe
CTS 3.6L RWD	6DP47
CTS 3.6L AWD	6DH47
CTS-V	6DN47

SPECIFICATIONS

(inches unless otherwise stated)	Coupe
Wheelbase	113.4
Length	188.5
Width	74.1
Height	56.0
Seating	2/2
Head room f/r	36.9/34.6
Shoulder room f/r	56.0/50.9
Leg room f/r	42.4/35.0
Max. cargo vol. ³ (cubic feet)	13.6
Approx. fuel capacity (gallons)	18



2012 Model Year shown

WHAT'S NEW FOR 2013

- New grille finish on non-V models

AVAILABLE EXTERIOR COLORS¹⁰

 GWS Glacier Blue Metallic (new)	 GBE Crystal Red Tintcoat ⁷
 GWT Silver Coast Metallic (new)	 GBN White Diamond Tricoat ⁷
 GWV Summer Gold Metallic (new)	 GLH Thunder Gray ChromaFlair ⁷
 GAN Radiant Silver Metallic	 GLK Black Diamond Tricoat ⁷
 GBA Black Raven	 GTR Opulent Blue Metallic

SELECT STANDARD FEATURES

Features based on Sedan model 1SD and Sport Wagon model 1SB unless otherwise noted.

SAFETY AND SECURITY

- Dual-stage frontal driver, dual-depth frontal passenger air bags* with Passenger Sensing System*, driver and right-front passenger side impact and front and rear outboard head curtain*
- Rear door child security locks
- OnStar® 1-year Directions & Connections Plan¹ with Turn-by-Turn Navigation
- PASS-Key III theft-deterrent system
- Daytime Running Lamps and Twilight Sentinel®
- StabiliTrak® stability enhancement system
- Tire Pressure Monitoring System**

INTERIOR

- Front bucket seats with driver 8-way power adjustment
- Rear seat center armrest pass-through (Sedan) or splitfolding (Sport Wagon)
- Dual-zone automatic climate control
- Cruise control
- Remote Vehicle Starter System
- Remote Keyless Entry
- Auto-dimming rearview mirror
- Programmable power door locks
- Manual rake wheel and telescopic steering column
- AM/FM stereo with CD/MP3, SiriusXM® Radio² with 3-month trial, steering wheel controls, Bose® speaker system
- Bluetooth® wireless technology for select phones¹¹

MECHANICAL

- Rear-wheel drive
- 3.0L V6 SIDI DOHC VVT engine with 270 hp and 223 lb.-ft. torque
- 6-speed automatic transmission
- 4-wheel disc antilock system
- Full-function traction control
- Independent 4-wheel suspension
- Power rack-and-pinion steering

EXTERIOR

- Intermittent windshield wipers
- Halogen headlamps
- Folding, heated power rearview mirrors
- P235/55R17 H-rated all-season tires
- 17-inch painted aluminum wheels
- Power liftgate (Sport Wagon)

* Always use safety belts and the correct child restraint for your child's age and size, even in vehicles equipped with air bags. Even in vehicles equipped with Passenger Sensing System, children are safer when properly secured in a rear seat in an appropriate infant, child or booster seat. Never place a rear-facing infant restraint in the front seat of any

vehicle equipped with an active frontal air bag. See your vehicle Owner Manual and child safety seat instructions for more information.

** Tire Pressure Monitoring System does not apply to spare tire.

*** Use only GM-approved wheel/tire combinations. See your GM dealer for more details.

SELECT OPTIONAL FEATURES

Options are available on certain models only. See your Ordering Guide for details.

- All-wheel drive
- 2-way power driver and front passenger seat lumbar support
- Audio options: navigation,⁸ NavTraffic,² DVD player, USB port,¹² Bose® Surround Sound System, 40GB hard drive
- 3.6L VVT Direct Injection V6 with 318 hp
- 6.2L VVT V8 with 556 hp (CTS-V)
- 6-speed manual transmission (CTS-V)
- Performance Packages
- Ultrasonic Rear Parking Assist
- Rearview Camera System
- Passive Entry System and Keyless Start
- CTS Touring Package
- UltraView power sunroof
- High Intensity Discharge (HID) headlamps and Adaptive Forward Lighting System
- 18- and 19-inch aluminum wheels***
- Available Rainsense windshield wipers

EFFICIENT FEATURES

- Standard Spark Ignition Direct Injection
- Standard Variable Valve Timing
- Standard 6-speed automatic transmission

MODEL AVAILABILITY

	Sedan	Sport Wagon
CTS 3.0L RWD	6DM69	6DM35
CTS 3.0L AWD	6DG69	6DG35
CTS 3.6L RWD	6DP69	6DP35
CTS 3.6L AWD	6DH69	6DH35
CTS-V	6DN69	6DN35

SPECIFICATIONS

(inches unless otherwise stated)	Sedan	Sport Wagon
Wheelbase	113.4	113.4
Length	191.3	192.0
Width	72.5	72.5
Height	58.0	58.0
Seating	2/3	2/3
Head room f/r	38.8/37.2	38.8/37.1
Shoulder room f/r	56.7/54.7	56.7/54.7
Leg room f/r	42.4/36.1	42.4/36.1
Max. cargo vol. ³ (cubic feet)	13.6	58.0
Approx. fuel capacity (gallons)	18	18



2012 Model Year shown

WHAT'S NEW FOR 2013

- New Chevrolet MyLink Color Touch Radio¹³ with 7" diagonal touch screen and optional GPS navigation⁹ system
- New 18" and 20" aluminum wheels
- New SS Performance Package
- Hill Start Assist on manual transmissions
- New Mojave Leather Interior Option

SELECT STANDARD FEATURES

Features based on 1LT unless otherwise noted.

SAFETY AND SECURITY

- Dual-stage frontal and thorax side-impact air bags* for driver and front passenger, with head curtain side-impact for front and rear outboard seating positions, with Passenger Sensing System*
- LATCH (Lower Anchors and Top tethers for Children) system
- OnStar[®] 6-month Directions & Connections Plan¹ with Turn-by-Turn Navigation
- PASS-Key III theft-deterrent system
- StabiliTrak[®] electronic stability control system with Traction Control
- Daytime Running Lamps
- Tire Pressure Monitoring System**

INTERIOR

- Front sport bucket seats with 6-way power and power recline
- Single-zone manual air conditioning with pollen filter
- 7" diagonal Color Touch screen display AM/FM stereo; SiriusXM[®] Radio² with 3-month trial
- Chevrolet MyLink Touch¹³, includes Bluetooth[®] streaming audio for music and select phones; Hands-Free smartphone integration¹¹
- 6.2L V8 engine
- Manual rake and telescopic steering column
- Driver Information Center
- Power windows with express up/down
- Remote keyless entry
- Cruise control

MECHANICAL

- Rear-wheel drive
- 3.6L V6 engine
- 6-speed manual transmission with Hill Start Assist and limited slip differential
- 4-wheel disc antilock brakes
- Independent rear suspension
- Variable-ratio power steering

EXTERIOR

- Rear spoiler
- Fog lamps (on non-RS Package models)
- Outside power-adjustable, body-color mirrors
- P245/55R18 touring tires

SELECT OPTIONAL FEATURES

Options are available on certain models only. See your Ordering Guide for details.

- Leather-appointed, heated front seating surfaces
- RS Package includes 20-inch*** x 8-inch front and 20-inch x 9-inch rear flangeless, painted aluminum wheels with Midnight Silver finish; bodycolor roof ditch molding; high intensity discharge headlamps
- Frameless auto-dimming inside rear view mirror
- Head-Up Display

- Remote Vehicle Starter System (auto trans only)
- Audio: navigation⁸, Boston Acoustics premium 8-speaker audio system, USB port,¹² 7" diagonal Color Touch screen
- 6-speed automatic transmission with TAPshift[®]
- Rear Vision Package including rear camera system
- 19" and 20" aluminum wheels

* Always use safety belts and the correct child restraint for your child's age and size, even in vehicles equipped with air bags. Even in vehicles equipped with Passenger Sensing System, children are safer when properly secured in a rear seat in an appropriate infant, child or booster seat. Never place a rear-facing infant restraint in the front seat of any vehicle equipped with an active frontal air bag. See your vehicle Owner Manual and child safety seat instructions for more information.

** Tire Pressure Monitoring System does not apply to spare tire.

*** Use only GM-approved wheel/tire combinations. See your GM dealer for more details.

AVAILABLE EXTERIOR COLORS¹⁰



MODEL AVAILABILITY

	Convertible
1LT Convertible	1EF67
2LT Convertible	1EH67
1SS Convertible	1ES67
2SS Convertible	1ET67
ZL1 Convertible	1EY67

SPECIFICATIONS

(inches unless otherwise stated)	Convertible
Wheelbase	112.3
Length	190.4
Width	75.5
Height	54.7
Seating f/r	2/2
Head room f/r	37.8/35.7
Shoulder room f/r	56.9/42.5
Leg room f/r	42.4/29.9
Max. cargo vol. ³ (cubic feet)	10.2
Approx. fuel capacity (gallons)	19



2012 Model Year shown

WHAT'S NEW FOR 2013

- New Chevrolet MyLink Color Touch Radio¹³ with 7" diagonal touch screen and optional GPS navigation⁸ system
- New 18" and 20" aluminum wheels
- New SS Performance Package
- Hill Start Assist on manual transmissions
- New Mojave Leather Interior option

SELECT STANDARD FEATURES

Features based on 1LS unless otherwise noted.

SAFETY AND SECURITY

- Dual-stage frontal and thorax side-impact air bags* for driver and front passenger, with head curtain side-impact for front and rear outboard seating positions, with Passenger Sensing System*
- LATCH (Lower Anchors and Top tethers for Children) system
- OnStar[®] 6-month Directions & Connections Plan¹ with Turn-by-Turn Navigation
- PASS-Key III theft-deterrent system
- StabiliTrak[®] electronic stability control system with Traction Control
- Daytime Running Lamps
- Tire Pressure Monitoring System**

INTERIOR

- Front sport bucket seats with 6-way power and power recline
- Folding rear seat with trunk pass-through
- Single-zone manual air conditioning with pollen filter
- AM/FM/CD/MP3 audio system with music navigator, Graphic Information Display, auxiliary input jack, outside temperature display, SiriusXM[®] Radio² with 3-month trial, steering wheel controls
- Bluetooth[®] wireless technology for select phones¹¹
- Manual rake and telescopic steering column
- Driver Information Center
- Power windows with express up/down
- Remote keyless entry
- Cruise control

MECHANICAL

- Rear-wheel drive
- 3.6L V6 engine
- 6-speed manual transmission with Hill Start Assist and limited slip differential
- 4-wheel disc antilock brakes
- Independent rear suspension
- Variable-ratio power steering

EXTERIOR

- Rear spoiler
- Fog lamps (on non-RS Package models)
- Outside power-adjustable, body-color mirrors
- P245/55R18 touring tires

SELECT OPTIONAL FEATURES

Options are available on certain models only. See your Ordering Guide for details.

- Leather-appointed, heated front seating surfaces
- RS Package includes 20-inch*** x 8-inch front and 20-inch x 9-inch rear flangeless, painted aluminum wheels with Midnight Silver finish; bodycolor roof ditch molding; high intensity discharge headlamps
- Frameless auto-dimming inside rear view mirror
- Head-Up Display

- Remote Vehicle Starter System (auto trans only)
- Audio: navigation⁸, Boston Acoustics premium 8-speaker audio system, USB port,¹² 7" diagonal Color Touch screen
- Chevrolet MyLink Touch¹³, includes Bluetooth[®] streaming audio for music and select phones; Hands-Free smartphone integration
- 6.2L V8 engine
- 6-speed automatic transmission with TAPshift[®]
- Rear Vision Package including rear camera system
- 19", 20" and 21" aluminum wheels

* Always use safety belts and the correct child restraint for your child's age and size, even in vehicles equipped with air bags. Even in vehicles equipped with Passenger Sensing System, children are safer when properly secured in a rear seat in an appropriate infant, child or booster seat. Never place a rear-facing infant restraint in the front seat of any vehicle equipped with an active frontal air bag. See your vehicle Owner Manual and child safety seat instructions for more information.

** Tire Pressure Monitoring System does not apply to spare tire.

*** Use only GM-approved wheel/tire combinations. See your GM dealer for more details.

AVAILABLE EXTERIOR COLORS¹⁰



MODEL AVAILABILITY

	Coupe
1LS Coupe	1EE37
2LS Coupe	1EN37
1LT Coupe	1EF37
2LT Coupe	1EH37
1SS Coupe	1ES37
2SS Coupe	1ET37

SPECIFICATIONS

(inches unless otherwise stated)	Coupe
Wheelbase	112.3
Length	190.4
Width	75.5
Height	54.2
Seating f/r	2/2
Head room f/r	37.4/35.3
Shoulder room f/r	56.9/50.4
Leg room f/r	42.4/29.9
Max. cargo vol. ³ (cubic feet)	11.3
Approx. fuel capacity (gallons)	19



2012 Model Year shown

WHAT'S NEW FOR 2013

- 427 Convertible Collector Edition Model and Heritage packages available
- 60th Anniversary packages available
- New 18" and 19" wheels
- 6-way power seat adjuster now standard on all models
- ZR1-style spoiler available on all models

SELECT STANDARD FEATURES

Features based on 1LT Coupe unless otherwise noted

SAFETY AND SECURITY

- Dual-stage frontal and side impact air bags* with Passenger Sensing System*
- OnStar® 6-month Directions & Connections Plan¹ with Turn-by-Turn Navigation
- Active Handling traction and stability enhancement system
- Tire Pressure Monitoring System
- Daytime Running Lamps and automatic lamp control

INTERIOR

- Front bucket seats, 6-way power adjuster, leather seating surfaces
- Dual-zone automatic climate control, air filtration system
- Keyless access
- Driver Information Center
- Cruise control
- Tilt adjustable steering column
- AM/FM stereo with CD/MP3 player, steering wheel controls, SiriusXM® Radio² with 3-month trial
- Audio input jack
- Auto-dimming mirrors with compass
- Power programmable door locks

MECHANICAL

- Rear-wheel drive
- 6.2L 430-hp V8 engine
- 7.0L 505-hp V8 on 427 and Z06
- 6.2L Supercharged 638-hp V8 on ZR1
- 6-speed manual transmission
- Power 4-wheel disc antilock brake system
- 4-wheel independent suspension
- Full-function Traction Control
- Variable-ratio speed-sensitive power rack-and-pinion steering

EXTERIOR

- Xenon High-Intensity Discharge projector headlamps
- Integral fog lamps
- Auto-dimming power heated outside mirrors
- P245/40ZR18 front and P285/35ZR19 rear extended mobility tires
- Aluminum wheels
- Manual folding convertible top (Convertible)
- Removable body-color roof panel (Coupe)

SELECT OPTIONAL FEATURES

Options are available on certain models only. See your Ordering Guide for details.

- Head-Up Display
- Memory Package
- Perforated leather seating surfaces, heated seats, power passenger seat, power bolster, power lumbar
- Custom leather-wrapped interior
- Power telescoping adjustable steering column
- Universal Home Remote
- Audio options: Bose® system, navigation,⁸ USB port¹²

- Bluetooth® wireless technology for select phones¹¹
- 6-speed automatic transmission with paddle controls
- Performance Packages
- Dual-mode performance exhaust
- Magnetic Selective Ride Control
- Folding convertible top (Convertible)
- Removable transparent roof panels (Coupe)
- Corvette Museum Delivery
- Corvette Engine Build Experience (Available on 427, Z06 and ZR1 models only)
- Personalized VIN Ending Option (Subject to availability)

* Always use safety belts and the correct child restraint for your child's age and size, even in vehicles equipped with air bags. Even in vehicles equipped with Passenger Sensing System, children are safer when properly secured in a rear seat in an appropriate infant, child or booster seat. Never place a rear-facing infant restraint in the front seat of any vehicle equipped with an active frontal air bag. See your vehicle Owner Manual and child safety seat instructions for more information.

AVAILABLE EXTERIOR COLORS¹⁰



MODEL AVAILABILITY

	Coupe	Convertible	Hatchback Coupe
Corvette	1YY07	1YY67	
Corvette Grand Sport	1YG07	1YG67	
Corvette Z06	1YY87		
Corvette ZR1			1YY87
Corvette 427 Convertible		1YG67/427	

SPECIFICATIONS

	Coupe	Convertible	Hatchback Coupe
(inches unless otherwise stated)			
Wheelbase	105.7	105.7	105.7
Length	174.6	174.6	176.2
Width	72.6	72.6	75.9
Height	49.1	48.7	48.7
Seating	2	2	2
Head room	37.7	37.7	37.7
Shoulder room	55.2	55.2	55.2
Leg room	43.1	43.1	43.1
Max. cargo vol. ³ (cubic feet)	22.4	11.0	22.4
Approx. fuel capacity (gallons)	18	18	18



SELECT STANDARD FEATURES

SAFETY AND SECURITY

- 10 standard air bags* including driver and front passenger frontal air bags, driver and front passenger knee air bags*, front and rear thorax air bags* (all outboard positions), side curtain air bags* for front and rear outboard passengers
- StabiliTrak® with traction control
- Four-wheel disc brakes with ABS and electronic brake force distribution
- Cornering brake control and brake assist
- OnStar® 6-month Directions and Connections Plan¹

INTERIOR

- Quiet Tuning with active noise cancellation technology
- 7" color connected radio with IntelliLink voice activated radio with CD/XM/USB
- Bluetooth®
- Leather-wrapped steering wheel with audio controls
- Touches of warm wood tones and chrome accents, with ice blue ambient lighting
- Premium seats with high-density foam and contemporary cloth/leatherette
- Six-way, power-adjustable driver's seat with lumbar adjustments
- Fold flat 2nd row seats and front passenger flat-folding seat

MECHANICAL

- Ecotec 1.4L turbo four-cylinder engine with 140 horsepower
- Six-speed automatic transmission
- MacPherson strut front and compound crank (torsion beam) rear suspension
- Column-mounted, variable-effort electric power steering





EXTERIOR

- Blue-accented projector-beam headlamps
- Chrome waterfall grille, portholes, chrome accents & surround
- 18-inch, five-spoke painted aluminum wheels
- Painted lower body panels

SELECT OPTIONAL FEATURES

Options are available on certain models only. See your Ordering Guide for details.

- Navigation system (w/IntelliLink)
- Rear Vision Camera
- Forward collision alert and lane departure warning
- Front and rear park assist
- Leather seats with heat and memory
- Dual-zone automatic climate control
- Remote vehicle start
- Bose® premium sound system
- Heated, leather-wrapped steering wheel with audio controls
- Power passenger seat
- All-wheel-drive
- Seven-spoke chrome wheels
- Rainsense wipers

* Always use safety belts and the correct child restraint for your child's age and size, even in vehicles equipped with air bags. Even in vehicles equipped with Passenger Sensing System, children are safer when properly secured in a rear seat in an appropriate infant, child or booster seat. Never place a rear-facing infant restraint in the front seat of any vehicle equipped with an active frontal air bag. See your vehicle Owner Manual and child safety seat instructions for more information.

AVAILABLE EXTERIOR COLORS¹⁰

Nine exterior colors and three interior color combinations will be offered.

EFFICIENT FEATURES

► Highway Fuel Economy over 30MPG (yet to be finalized)



SPECIFICATIONS

(inches unless otherwise stated)	Crossover
Wheelbase	100.6
Width	60.6
Max. cargo vol. ³ (cubic feet)	48.4
Overall Length	168.5
Overall Height	64.8
Turning Circle (feet)	36.7
Seating (f/r)	2/3



WHAT'S NEW FOR 2013

- New Exterior and Interior appearance enhancements
- New Color Touch screen audio systems with available navigation⁸ and SiriusXM[®] HD Radio²
- Standard USB port¹² for all equipment groups
- New aluminum wheels
- New 6-speed automatic transmissions
- Front row adjustable headrests
- Side Blind Zone Alert with Cross Traffic Alert

EFFICIENT FEATURES

- Standard Spark Ignition Direct Injection
- Standard Variable Valve Timing
- Standard 6-speed automatic transmission

SELECT STANDARD FEATURES

Features based on 1SD unless otherwise noted

SAFETY AND SECURITY

- Frontal and side-impact air bags* for driver and front passenger, driver inboard seat-mounted side-impact and head curtain side-impact for all rows in outboard seating positions
- Rearview camera system integrated into IntelliLink display
- Front passenger air bag* suppression
- Automatic Occupant Sensing System
- Rear door child security locks
- OnStar[®] 6-month Directions & Connections Plan¹ with Turn-by-Turn Navigation
- StabiliTrak[®] stability enhancement system and Traction Control
- PASS-Key III theft-deterrent system
- Daytime Running Lamps and automatic lamp control
- Tire Pressure Monitoring System**

INTERIOR

- QuietTuning™
- Front reclining bucket seats
- 7-passenger seating with 2nd-row flat-folding Captain's Chairs and 3rd-row 60/40 split-bench seat
- Tri-zone automatic climate control
- Remote Keyless Entry System
- Power windows with driver express up/down
- Tilt/telescoping adjustable steering column
- Color Touch AM/FM/SiriusXM[®] HD Radio² with 3-month trial, CD player, IntelliLink with 7" diagonal touch screen display, USB port¹² and auxiliary input jack
- Bluetooth[®] wireless technology for select phones¹¹
- Programmable power door locks
- Universal Home Remote
- Compact spare tire and jack

MECHANICAL

- Front- or all-wheel drive
- 3.6L V6 SIDI VVT with 288 hp and 270 lb.-ft. torque
- 6-speed automatic transmission
- 4-wheel disc antilock brake system with panic brake assist
- Independent 4-wheel suspension
- Variable-effort power steering

EXTERIOR

- Intermittent front windshield wipers
- High-intensity discharge Xenon projector headlamps
- P255/65R18-109S all-season, blackwall tires
- 18-inch painted aluminum wheels
- Power liftgate with wiper/washer
- Dual-outlet stainless-steel exhaust integrated into fascia

SELECT OPTIONAL FEATURES

Options are available on certain models only. See your Ordering Guide for details.

- Seating options: 8-passenger seating with 2nd-row 60/40 split-bench, 8-way power passenger seat, leather seating surfaces,

- heated front seats, heated and cooled front seats, memory driver seat
- Audio options: rear seat DVD entertainment system, navigation⁸ system, Bose[®] Sound System
- NavTraffic²
- Household-type 3-prong power outlet
- Trailering Provision Package
- 2-panel power sunroof, tilt-sliding front and fixed rear with manual sunscreen
- New 19- and 20-inch*** aluminum wheels
- Luxury Package including power folding outside rearview mirrors with turn signals and driver auto-dimming; articulating headlamps; power tilt/telescoping adjustable steering column; heated and cooled front seats
- Side Blind Zone Alert with Cross Traffic Alert

* Always use safety belts and the correct child restraint for your child's age and size, even in vehicles equipped with air bags. Even in vehicles equipped with Passenger Sensing System, children are safer when properly secured in a rear seat in an appropriate infant, child or booster seat. Never place a rear-facing infant restraint in the front seat of any vehicle equipped with an active frontal air bag. See your vehicle Owner Manual and child safety seat instructions for more information.

** Tire Pressure Monitoring System does not apply to spare tire.

*** Use only GM-approved wheel/tire combinations. See your GM dealer for more details.

AVAILABLE EXTERIOR COLORS¹⁰



MODEL AVAILABILITY

	Crossover
Enclave FWD	4R14526
Enclave AWD	4V14526

SPECIFICATIONS

(inches unless otherwise stated)	Crossover
Wheelbase	118.9
Length	201.9
Width	79.0
Height (without luggage rack)	70.3
Max. seating f/m/r	2/3/3
Head room f/m/r	40.4/39.4/37.8
Shoulder room f/m/r	61.4/61.3/57.4
Leg room f/m/r	41.3/36.8/33.2
Max. cargo vol. ³ (cubic feet)	115.2
Approx. fuel capacity (gallons)	22
Max. towing capacity ⁶ (pounds)	4500
Minimum ground clearance (in)	8.4



2012 Model Year shown

WHAT'S NEW FOR 2013

- Powertrain Grade Braking (normal mode)
- Windshield shades
- Appearance Package

AVAILABLE EXTERIOR COLORS¹⁰

GWT Silver Coast Metallic (new)	89U Crystal Red Metallic Tintcoat ⁷ (new)	98U White Diamond Tricoat ⁷
GWU Midnight Plum Metallic (new)	41U Black Raven	GAN Radiant Silver Metallic
GXH Sapphire Blue Metallic (new)	58U Black Ice Metallic ⁷	GHA Mocha Steel Metallic

SELECT STANDARD FEATURES

Features based on base model unless otherwise noted.

SAFETY AND SECURITY

- Dual-stage front and side-impact air bags* with Passenger Sensing System*
- Head curtain side-impact air bags* with rollover sensor
- StabiliTrak[®] stability enhancement system with Rollover Mitigation
- OnStar[®] 1-year Directions & Connections Plan¹ with Turn-by-Turn Navigation
- Daytime Running Lamps and Twilight Sentinel[®]

INTERIOR

- Front bucket seats with 14-way power, heated and ventilated, leather seating surfaces and memory
- Middle-row reclining bucket seats, heated
- 50/50 removable 3rd-row seat
- Floor console with rear seat audio and climate controls
- Auto-dimming mirror
- Driver Information Center
- Tri-zone automatic climate control
- Remote Vehicle Starter System
- Rear vision camera system
- Power adjustable pedals
- NavTraffic²
- Audio system with navigation,⁸ AM/FM/SiriusXM[®] Radio² with 3-month trial with MP3/CD/DVD, rear audio controls, Bose[®], voice recognition and USB¹²
- Bluetooth[®] wireless technology for select phones¹¹ and audio

MECHANICAL

- Vortec 6.2L VVT V8 with 403 hp, E85 FlexFuel⁹ capability and Active Fuel Management[™]
- 6-speed automatic transmission
- 4-wheel disc antilock brakes
- Automatic rear locking differential
- Automatic level control
- Road-sensing shock absorbers
- Full-function traction control
- Trailering equipment

EXTERIOR

- Xenon HID headlamps
- P265/65R18 all-season tires
- 18-inch aluminum wheels
- Power folding rearview mirrors with ground illumination, turn signals, curb-tilt, driver autodimming
- Ultrasonic Rear Parking Assist
- Rear power liftgate with liftglass

SELECT OPTIONAL FEATURES

Options are available on certain models only. See your Ordering Guide for details.

- Livery Package (ZR3)
- Side Blind Zone Alert
- Middle-row 60/40 split-folding seat
- Second-row bench power release
- Heated steering wheel
- Power sunroof
- Rear-seat DVD entertainment system
- Platinum Edition
- Magnetic Ride Control suspension
- IntelliBeam headlamps
- 22-inch aluminum wheels
- Power-retractable assist steps
- Premium Appearance Package, including unique body color upper and lower grilles, modified side vents to match grille, body color body side molding, body color door handles, new rear fascia with dual exhaust outlets, tinted clear CHMSL and tail lamps, new rear two piece appliqué and badge, 22" 7-spoke ultra-bright machined finish aluminum wheels with painted accents

* Always use safety belts and the correct child restraint for your child's age and size, even in vehicles equipped with air bags. Even in vehicles equipped with Passenger Sensing System, children are safer when properly secured in a rear seat in an appropriate infant, child or booster seat. Never place a rear-facing infant restraint in the front seat of any vehicle equipped with an active frontal air bag. See your vehicle Owner Manual and child safety seat instructions for more information.

EFFICIENT FEATURES

- Standard E85 FlexFuel⁹ capability
- Standard Active Fuel Management[™]
- Standard 6-speed automatic transmission
- Available Hybrid model (Escalade)

MODEL AVAILABILITY

	Escalade	Escalade ESV
Rear-wheel drive	6C10706	6C10906
All-wheel drive	6K10706	6K10906

SPECIFICATIONS

(inches unless otherwise stated)	Escalade	Escalade ESV
Wheelbase	116.0	130.0
Length	202.5	222.9
Width	79.0	79.1
Height	75.9	73.1
Seating (maximum)	2/3/3	2/3/3
Head room f/m/r	41.1/39.2/37.9	41.1/38.5/38.1
Shoulder room f/m/r	65.2/65.2/61.7	65.2/65.2/64.7
Leg room f/m/r	41.3/39.0/25.6	41.3/39.5/34.9
Max. cargo vol. ³ (cubic feet)	108.9	137.4
Approx. fuel capacity (gallons)	26	31
Max. towing capacity ⁶ (pounds)	8300	8000



2012 Model Year shown

WHAT'S NEW FOR 2013

- Side Blind Zone Alert
- Rear Cross-Traffic Alert
- New 20" chrome wheels
- CUE Infotainment System with 8" touch screen
- New Driver Awareness Package
- SiriusXM® Radio² and HD Radio
- Bose® speaker systems with Active Noise Cancellation
- Instrument cluster with dual reconfigurable color display

SELECT STANDARD FEATURES

Features based on 1SA unless otherwise noted.

SAFETY AND SECURITY

- Dual-stage air bags* for frontal and side-impact, driver and right-front passenger and head curtain side-impact, front and rear outboard seating positions, includes Passenger Sensing System*
- OnStar® 1-year Directions & Connections Plan¹ with Turn-by-Turn Navigation
- StabiliTrak® stability enhancement system
- Theft-deterrent alarm system and PASS-Key III theft-deterrent system
- Daytime Running Lamps and Twilight Sentinel®
- Tire Pressure Monitoring System**

INTERIOR

- Front reclining bucket seats with 8-way driver power adjuster
- Rear 60/40 split-folding seats with recline
- AM/FM stereo, single disc CD player, dual USB ports¹², SD card slot and auxiliary jack with SiriusXM® HD Radio² with 3-month trial, and Bose® premium 8-speaker system
- Dual-zone automatic climate control
- Manual rake and telescopic steering column
- Leather-wrapped steering wheel with controls
- Programmable power door locks
- Bluetooth® streaming audio for music and select phones

MECHANICAL

- Front- or all-wheel drive
- 3.6L VVT V6 with SIDI-308 hp
- 6-speed automatic transmission with tap-up/tap-down shifting
- Full-function traction control
- 4-wheel disc antilock brakes
- Power rack-and-pinion steering

EXTERIOR

- Intermittent front windshield wipers
- Outside heated power-adjustable mirrors
- P235/65R18 H-rated all-season tires
- Painted cast aluminum wheels

SELECT OPTIONAL FEATURES

Options are available on certain models only. See your Ordering Guide for details.

- Tri-zone automatic climate control with individual climate settings for driver, right-front passenger and rear passengers
- Seat options: heated rear outboard seats, ventilated driver and passenger seats, memory
- CUE Infotainment 8" display, Cadillac HMI, includes touch response, haptic feedback, gesture recognition, proximity sensing, articulating storage door/bin, clock display and compass feature
- Navigation⁹ system includes rearview camera and Bose® Surround Sound premium 10-speaker system

- Driver Awareness Package includes Forward Collision Alert, Lane Departure Warning and Safety Alert Seat
- Rear seat DVD entertainment system
- Cargo Management System
- Power adjustable pedals
- Universal Home Remote
- Xenon High-Intensity Discharge (HID) headlamps
- 20-inch*** chrome wheels
- Rainsense™ windshield wipers
- Integral front fog lamps
- Front and rear parking assist
- UltraView power sunroof
- Rear Cross-Traffic Alert
- Adaptive Remote Start
- Keyless Access

EFFICIENT FEATURES

- Standard Spark Ignition Direct Injection
- Standard Variable Valve Timing
- Standard 6-speed automatic transmission

* Always use safety belts and the correct child restraint for your child's age and size, even in vehicles equipped with air bags. Even in vehicles equipped with Passenger Sensing System, children are safer when properly secured in a rear seat in an appropriate infant, child or booster seat. Never place a rear-facing infant restraint in the front seat of any vehicle equipped with an active frontal air bag. See your vehicle Owner Manual and child safety seat instructions for more information.

** Tire Pressure Monitoring System does not apply to spare tire.

*** Use only GM-approved wheel/tire combinations. See your GM dealer for more details.

AVAILABLE EXTERIOR COLORS¹⁰



MODEL AVAILABILITY

	Crossover
SRX FWD	6NG26
SRX AWD	6NL26

SPECIFICATIONS

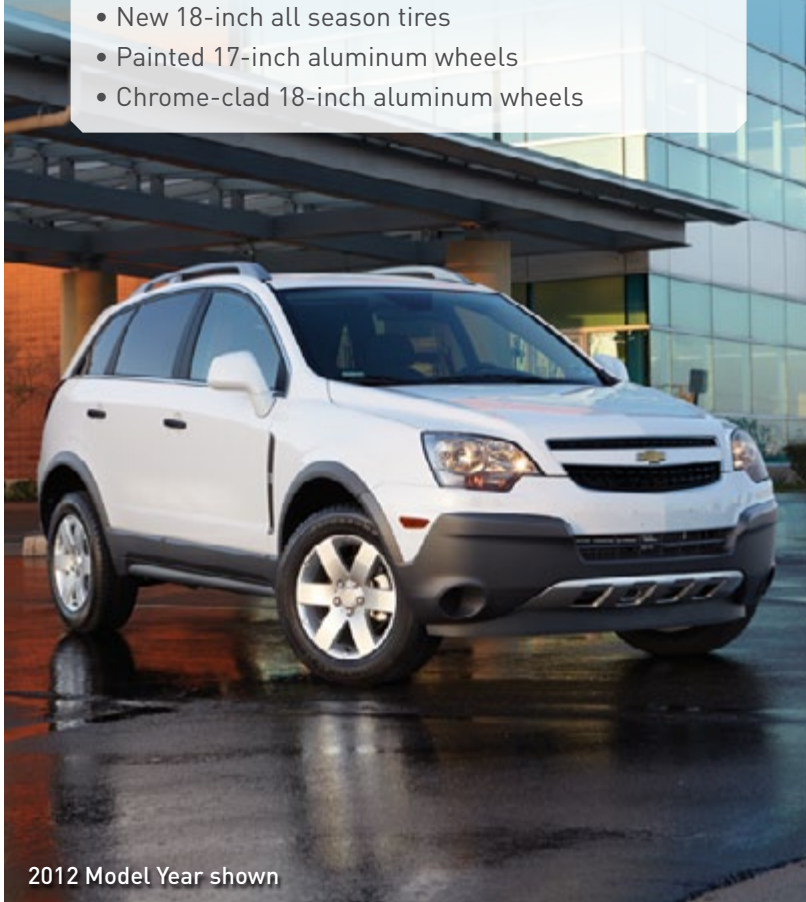
(inches unless otherwise stated)	Crossover
Wheelbase	110.5
Length	190.3
Width	75.2
Height	65.7
Seating (maximum)	2/3
Head room f/r	39.7/38.4
Shoulder room f/r	58.3/56.3
Leg room f/r	41.2/36.3
Max. cargo vol. ³ (cubic feet)	61.1
Approx. fuel capacity (gallons)	21
Max. towing capacity ⁶ (pounds)	3500



2012 Model Year shown

WHAT'S NEW FOR 2013

- Rear Park Assist
- Self-dimming inside rearview mirror
- Heated, power-adjustable outside driver-side body-color mirror
- New 18-inch all season tires
- Painted 17-inch aluminum wheels
- Chrome-clad 18-inch aluminum wheels



2012 Model Year shown

SELECT STANDARD FEATURES

Features based on 1LS model unless otherwise noted

SAFETY AND SECURITY

- Dual-stage frontal and side-impact air bags* for driver and right-front passenger and head curtain side-impact air bags* for front and rear outboard seating positions*
- Pedal Release System
- StabiliTrak® stability enhancement system with Traction Control
- PASS-Key III Plus theft-deterrent system
- Daytime Running Lamps with automatic lamp control
- OnStar® 6-month Directions & Connections Plan¹ with Turn-by-Turn Navigation (fleet delete available)
- Tire Pressure Monitoring System**

INTERIOR

- Deluxe front bucket seats with passenger seat fold-down
- Rear seat with fold-down 60/40 split seatback
- Air conditioning
- Cruise control
- Driver Information Center
- Remote Keyless Entry
- Tilt/telescoping steering column
- 3 auxiliary power outlets
- AM/FM stereo with CD/MP3, auxiliary input jack, SiriusXM® Radio² with 3-month trial, steering wheel controls, USB port¹²
- Bluetooth® wireless technology for select phones¹¹
- Rear cargo convenience net

MECHANICAL

- Front-wheel drive
- 2.4L SIDI I-4 VVT engine with 182 hp
- 6-speed automatic transmission with ECO mode
- 4-wheel disc antilock brake system



2012 Model Year shown

- 4-wheel independent suspension
- Power rack-and-pinion steering

EXTERIOR

- Intermittent front and rear wipers
- Folding, power rearview mirrors
- P235/60R17 all-season tires and alloy wheels
- Luggage rack side rails
- Rear liftgate

SELECT OPTIONAL FEATURES

Options are available on certain models only. See your Ordering Guide for details.

- Seat options: 8-way power driver seat, leather appointed seating, heated front seats
- Remote vehicle starter system
- Universal Home Remote
- Rear vision camera system
- Power sunroof
- Automatic climate control
- Cargo cover
- Rear Flex net cargo organizer
- Premium 10-speaker system
- Trailering package
- Front fog lamps
- 17" and 18" aluminum wheels
- Rainsense® windshield wipers

* Always use safety belts and the correct child restraint for your child's age and size, even in vehicles equipped with air bags. Even in vehicles equipped with Passenger Sensing System, children are safer when properly secured in a rear seat in an appropriate infant, child or booster seat. Never place a rear-facing infant restraint in the front seat of any vehicle equipped with an active frontal air bag. See your vehicle Owner Manual and child safety seat instructions for more information.

** Tire Pressure Monitoring System does not apply to spare tire.

AVAILABLE EXTERIOR COLORS¹⁰



EFFICIENT FEATURES

- ▶ Standard 4-cylinder engine
- ▶ Standard Spark Ignition Direct Injection
- ▶ Standard 6-speed automatic transmission
- ▶ Standard ECO mode on the transmission

MODEL AVAILABILITY

	Crossover
Captiva Sport FWD 1LS	1LD26
Captiva Sport FWD 2LS	1LD26
Captiva Sport FWD LT	1LE26
Captiva Sport FWD LTZ	1LN26

SPECIFICATIONS

(inches unless otherwise stated)	Crossover
Wheelbase	106.6
Length	180.1
Width	72.8
Height	67.0
Seating f/r	2/3
Head room f/r	40.2/39.3
Shoulder room f/r	56.0/55.9
Leg room f/r	40.7/36.9
Max. cargo vol. ³ (cubic feet)	56.4
Approx. fuel capacity (gallons)	19.0
Max. towing capacity ⁶ (pounds)	1500



2012 Model Year shown

WHAT'S NEW FOR 2013

- Audio system with navigation⁸
- Chevrolet MyLink¹³ with Bluetooth[®] audio
- 8-way Power Passenger seat
- 3.6L DOHC V6 SIDI Engine
- Ride and Handling Suspension
- Forward Collision Alert
- Lane Departure Warning

SELECT STANDARD FEATURES

Features based on LS model unless otherwise noted.

SAFETY AND SECURITY

- Dual-stage, frontal, driver and right front passenger air bags* with Passenger Sensing System*, thorax side-impact, seat mounted, driver and right front passenger, head curtain, side front and rear outboard seating positions*
- LATCH (Lower Anchors and Top tethers for CHildren)
- Electric rear door child security power locks
- StabiliTrak[®] stability enhancement system
- Theft-deterrent alarm system
- Daytime Running Lamps
- OnStar[®] 6-month Directions & Connections Plan¹ with Turn-by-Turn Navigation (fleet delete available)
- Tire Pressure Monitoring System**

INTERIOR

- Front reclining bucket seats with driver power lumbar and power height adjuster
- MultiFlex sliding, reclining rear seat with 60/40 split seatback
- Air conditioning
- Cruise control
- Driver Information Center
- Remote Keyless Entry
- Tilt/telescoping steering column
- AM/FM/SiriusXM[®] Radio² with 3-month trial, CD player and MP3/WMA playback capability, 80-watt 6-speaker system, auxiliary input jack (SiriusXM[®] Radio² fleet delete available)
- Bluetooth[®] wireless technology for select phones¹¹

MECHANICAL

- Front- or all-wheel drive
- 2.4L DOHC 4-cylinder engine with SIDI and VVT***
- 6-speed automatic transmission
- 4-wheel disc antilock brake system



2012 Model Year shown



2012 Model Year shown

EFFICIENT FEATURES

- ▶ Standard 4-cylinder engine
- ▶ Standard Spark Ignition Direct Injection
- ▶ Standard 6-speed automatic transmission

- 4-wheel independent suspension
- Variable-assist electric power steering

EXTERIOR

- Intermittent front and rear wipers
- Folding, power rearview mirrors
- P225/65R17 all-season tires with aluminum wheels
- Compact spare tire on steel wheel
- Rear liftgate

SELECT OPTIONAL FEATURES

Options are available on certain models only. See your Ordering Guide for details.

- 3.6L V6 SIDI with VVT (Variable Valve Timing), 301 hp and FlexFuel⁹ capability**
- Seat options: 8-way power driver and front passenger seats, leather appointed seating, heated front seats
- Power sunroof
- Cargo cover
- Audio options: Color Touch navigation⁸ with Chevrolet MyLink¹³, AM/FM/SiriusXM[®] Radio² with CD player and MP3 playback, 7" diagonal touch screen display, GPS navigation⁸ system, USB port¹², Radio Data System (RDS) auxiliary input jack and outside temperature indicator
- Entertainment system: Rear seat dual-player DVD, includes rear seat dual-display DVD in the seat backs with dual-wireless headphones
- Front halogen fog lamps
- 17- and 18-inch aluminum wheels and 19-inch chrome clad aluminum wheels
- Luggage rack side rails
- Remote Vehicle Starter System
- Power programmable rear liftgate with fixed glass
- Ultrasonic Rear Parking Assist
- Rear vision camera system
- Forward collision alert and lane departure warning

* Always use safety belts and the correct child restraint for your child's age and size, even in vehicles equipped with air bags. Even in vehicles equipped with Passenger Sensing System, children are safer when properly secured in a rear seat in an appropriate infant, child or booster seat. Never place a rear-facing infant restraint in the front seat of any vehicle equipped with an active frontal air bag. See your vehicle Owner Manual and child safety seat instructions for more information.

** Tire Pressure Monitoring System does not apply to spare tire.

*** Available with Federal Emissions only

AVAILABLE EXTERIOR COLORS¹⁰



MODEL AVAILABILITY

	Crossover
Equinox FWD LS	1LF26
Equinox AWD LS	1LG26
Equinox FWD LT	1LH26
Equinox AWD LT	1LK26
Equinox FWD LTZ	1LJ26
Equinox AWD LTZ	1LM26

SPECIFICATIONS

(inches unless otherwise stated)	Crossover
Wheelbase	112.5
Length	187.8
Width	72.5
Height	66.3
Seating f/r	2/3
Head room f/r	40.9/39.2
Shoulder room f/r	55.8/55.3
Leg room f/r	41.2/39.9
Max. cargo vol. ³ (cubic feet)	63.7
Approx. fuel capacity (gallons)	18.8 (I4); 20.9 (V6)
Max. towing capacity ⁶ (pounds)	1500 (I4); 3500 (V6)



WHAT'S NEW FOR 2013

- Audio systems with navigation⁸ and Color Touch 7" diagonal display screens
- Chevrolet MyLink Touch¹³ with Bluetooth[®] streaming audio for music and phones
- Color Touch navigation⁸ system
- 8-way power front passenger seat
- Side Blind Zone Alert with Cross Traffic Alert
- Comfort grip steering wheel with cruise and audio controls
- Heated steering wheel
- 20" painted spoke wheels
- New 6-speed automatic transmissions
- New driver inboard seat-mounted side-impact air bag*

SELECT STANDARD FEATURES

Features based on 1LS unless otherwise noted.

SAFETY AND SECURITY

- Frontal and side-impact air bags* for driver and front passenger and head curtain side-impact for all rows in outboard seating positions
- Head curtain side-impact air bags* for all 3 rows; includes rollover sensing
- Rear door child security locks
- OnStar[®] 6-month Directions & Connections Plan¹ with Turn-by-Turn Navigation (fleet delete available)
- StabiliTrak[®] stability enhancement system
- Daytime Running Lamps and automatic lamp control
- Tire Pressure Monitoring System**
- Integral spotter mirror

INTERIOR

- Front reclining bucket seats
- 8-passenger seating with 2nd-row and 3rd-row 60/40 flat-folding split-bench seats
- Front and rear air conditioning
- 12 cupholders
- Driver Information Center Cruise control
- Power windows with driver Express-Down
- Tilt/telescoping adjustable steering column
- Color Touch AM/FM/SiriusXM[®] HD Radio² with CD player, 7" diagonal touch screen display, USB port¹² and auxiliary input jack, Rear Vision Camera display integrated into Color Touch Radio
- SiriusXM[®] Radio² with 3-month trial (fleet delete available)
- Bluetooth[®] wireless technology for select phones¹¹
- Remote Keyless Entry Programmable power door locks
- Storage under rear cargo area
- Spare tire and jack

MECHANICAL

- Front- or all-wheel drive
- 3.6L VVT V6 SIDI with 281 hp and 266 lb.-ft. of torque (with single exhaust)
- 6-speed automatic transmission





EFFICIENT FEATURES

- Standard Spark Ignition Direct Injection
- Standard Variable Valve Timing
- Standard 6-speed automatic transmission

- 4-wheel disc antilock brakes
- Independent front and rear suspension
- Power steering

EXTERIOR

- Intermittent front windshield wipers
- P245/70R17 all-season tires
- Spare tire, jack and equipment
- Steel wheels
- Liftgate with wiper/washer

SELECT OPTIONAL FEATURES

Options are available on certain models only. See your Ordering Guide for details.

- Frontal and side-impact air bags* for driver and front passenger, driver inboard seat-mounted side-impact and head curtain side-impact air bags* for all rows in outboard seating positions
- All-Star Edition, includes Color Touch AM/FM/SiriusXM® HD Radio² with CD player and MyLink¹³, heated driver and front passenger seats, Universal Home Remote, P255/55R20 H-rated blackwall tires and 4 - 20" x 7.5" painted spoke aluminum wheels
- Seating options: 7-passenger seating with 2nd-row Captain's Chairs, 8-way power driver and front passenger, leather-appointed seating surfaces, heated and cooled front seats, memory
- Audio options: Color Touch navigation⁹, high-definition radio (HD), Bose® 5.1 surround sound, rear-seat DVD entertainment center, USB port¹²
- Chevrolet MyLink Touch¹³, includes Bluetooth® streaming audio for music and select phones; Hands-Free smartphone integration with Pandora and Stitcher smartphone compatible¹⁴; voice-activated technology for radio and phone
- NavTraffic²
- Universal Home Remote
- Heated steering wheel
- Tri-zone automatic climate control
- Trailering equipment
- Variable-effort power steering
- Power sunroof with rear skylight
- Side Blind Zone Alert with Cross Traffic Alert
- Outside heated rearview mirrors with turn signals

- 18- and 20-inch*** aluminum wheels
- Power liftgate
- Remote Vehicle Start System
- Ultrasonic Rear Park Assist

* Always use safety belts and the correct child restraint for your child's age and size, even in vehicles equipped with air bags. Even in vehicles equipped with Passenger Sensing System, children are safer when properly secured in a rear seat in an appropriate infant, child or booster seat. Never place a rear-facing infant restraint in the front seat of any vehicle equipped with an active frontal air bag. See your vehicle Owner Manual and child safety seat instructions for more information.

** Tire Pressure Monitoring System does not apply to spare tire.

*** Use only GM-approved wheel/tire combinations. See your GM dealer for more details.

AVAILABLE EXTERIOR COLORS¹⁰



MODEL AVAILABILITY

	Crossover
Traverse FWD	CR14526
Traverse AWD	CV14526

SPECIFICATIONS

(inches unless otherwise stated)	Crossover
Wheelbase	118.9
Length	203.7
Width	78.5
Height (without luggage rack)	69.9
Seating (max.)	2/3/3
Head room f/m/r	40.4/39.4/37.8
Shoulder room f/m/r	61.5/61.0/57.6
Leg room f/m/r	41.3/36.8/33.2
Max. cargo vol. ³ (cubic feet)	116.4
Approx. fuel capacity (gallons)	22
Max. towing capacity ⁶ (pounds)	5200
Minimum ground clearance (in)	7.2



2012 Model Year shown

WHAT'S NEW FOR 2013

- Powertrain Grade Braking, normal mode

AVAILABLE EXTERIOR COLORS¹⁰

 GWT Champagne Silver Metallic (new)	 50U Summit White	 GAN Silver Ice Metallic
 GWU Concord Metallic ⁷ (new - avail. Spring 2013)	 58U Black Granite Metallic ⁷	 GHA Mocha Steel Metallic
 GXH Blue Ray Metallic ⁷ (new)	 89U Crystal Red Tintcoat ⁷	
 41U Black	 98U White Diamond Tricoat ⁷	

SELECT STANDARD FEATURES

Features based on fleet models unless otherwise noted.

SAFETY AND SECURITY

- Dual-stage front and side-impact air bags* with Passenger Sensing System*
- Head curtain side-impact air bags* with rollover sensor
- Tire Pressure Monitoring System**
- OnStar[®] 6-month Directions & Connections Plan¹ with Turn-by-Turn Navigation (fleet delete available)
- StabiliTrak[®] stability enhancement system with electronic trailer sway control and hill start assist
- PASS-Key III theft-deterrent system
- Daytime Running Lamps and automatic lamp control

INTERIOR

- 1st-row bucket seats (retail)
- 2nd-row 60/40 split-folding bench seat
- 3rd-row 50/50 split-folding bench seat (fleet delete available)
- Tri-zone climate control with rear auxiliary air conditioning
- Driver Information Center
- Tilt adjustable steering column with brake/transmission shift interlock
- AM/FM with CD/MP3, USB port,¹² rear controls, SiriusXM[®] Radio² with 3-month trial (SiriusXM[®] Radio² fleet delete available)
- Bluetooth[®] wireless technology for select phones¹¹ (retail)

MECHANICAL

- Vortec 5.3L V8 SFI FlexFuel⁹ with Active Fuel ManagementTM (Tahoe, Suburban ½-ton)
- Vortec 6.0L V8 VVT (Suburban ¾-ton)
- 6-speed automatic transmission
- 4-wheel disc antilock brake system with hydroboost
- Single-speed transfer case (4WD)
- Trailering equipment

EXTERIOR

- Power, heated mirrors
- Assist steps
- P265/70R17 all-season tires
- Aluminum wheels (steel on 1FL)
- Luggage rack center and side rails
- Rear liftgate with liftglass, wiper/washer

* Always use safety belts and the correct child restraint for your child's age and size, even in vehicles equipped with air bags. Even in vehicles equipped with Passenger Sensing System, children are safer when properly secured in a rear seat in an appropriate infant, child or booster seat. Never place a rearfacing infant restraint in the front seat of any vehicle equipped with an active frontal air bag. See your vehicle Owner Manual and child safety seat instructions for more information.

** Tire Pressure Monitoring System does not apply to spare tire.

SELECT OPTIONAL FEATURES

Options are available on certain models only. See your Ordering Guide for details.

- Seating options: 40/20/40 splitbench reclining front seats with lockable storage (standard on 1FL), 2nd-row buckets, leather seating surfaces, heated 1st and 2nd row, heated and cooled 1st row, power lumbar, memory
- Power release 2nd-row seats
- Power adjustable pedals
- Heated steering wheel
- Audio options: Bose[®] system, navigation⁸ system with touch screen and hard drive, rear-seat DVD
- NavTraffic²
- Autoride suspension
- Z71 Off-Road Suspension
- Rear locking differential
- Autotrac 2-speed transfer case (4WD)
- Heavy-duty Trailering Package
- Integrated trailer brake controller
- 20-inch wheels
- Outside mirror options
- Remote Vehicle Starter System
- Ultrasonic Rear Park Assist
- Rearview camera system
- Side Blind Zone Alert
- Power liftgate
- Fleet Package
- Police Tahoe Package
- Special Services Tahoe Package

EFFICIENT FEATURES

- Standard E85 FlexFuel⁹ capability (1/2 ton only)
- Standard Active Fuel ManagementTM
- Standard 6-speed automatic transmission
- Available Hybrid model (Tahoe)

MODEL AVAILABILITY

	Tahoe	Suburban
Tahoe 2WD	CC10706	-
Tahoe 4WD	CK10706	-
Suburban 2WD ½-ton	-	CC10906
Suburban 4WD ½-ton	-	CK10906
Suburban 2WD ¾-ton	-	CC20906
Suburban 4WD ¾-ton	-	CK20906

SPECIFICATIONS

(inches unless otherwise stated)	Tahoe	Suburban
Wheelbase	116.0	130.0
Length	202.0	222.4
Width	79.0	79.1
Height	76.9	76.8
Seating f/m/r (maximum)	3/3/3	3/3/3
Head room f/m/r	41.1/39.2/37.9	41.1/38.5/38.1
Shoulder room f/m/r	65.2/65.2/61.7	65.2/65.2/64.7
Leg room f/m/r	41.3/39.0/25.6	41.3/39.5/34.9
Max. cargo vol. ³ (cubic feet)	108.9	137.4
Approx. fuel capacity (gallons)	26	31 (½-ton); 39 (¾-ton)
Max. towing capacity ⁶ (pounds)	8500	9600
Minimum ground clearance	9.1	9.1



WHAT'S NEW FOR 2013

- New audio systems with Color Touch display screens, AM/FM/SiriusXM® Radio² HD (high definition) stereo, CD/DVD and IntelliLink
- New 8-way power passenger seat adjuster
- Power tilt and telescopic steering column
- New 6-speed automatic, electronically controlled transmissions with overdrive
- Standard USB port¹²
- Standard Rear Vision Camera

EFFICIENT FEATURES

- Standard Spark Ignition Direct Injection
- Standard Variable Valve Timing
- Standard 6-speed automatic transmission

SELECT STANDARD FEATURES

Features based on SLE-1 unless otherwise noted.

SAFETY AND SECURITY

- Frontal and side-impact for driver and front passenger and head curtain side-impact air bags* for all rows in outboard seating positions (SLE1)
- Frontal and side-impact air bags* for driver and front passenger, driver inboard seat-mounted side-impact and head curtain side-impact air bags* for all rows in outboard seating positions (SLE2, SLT1, SLT2)
- Front passenger air bag* suppression
- Rear door child security locks
- OnStar® 6-month Directions & Connections Plan¹ with Turn-by-Turn Navigation (fleet delete available)
- StabiliTrak® stability enhancement system with traction control
- PASS-Key III theft-deterrent system
- Daytime Running Lamps and automatic lamp control
- Tire Pressure Monitoring System**
- Integral blind zone spotter mirror

INTERIOR

- Front reclining bucket seats
- 8-passenger seating with 2nd-row 60/40 split-bench and 3rd-row 60/40 split-bench seat
- Front and rear climate control
- Tilt/telescoping adjustable steering column
- Rear Vision Camera
- Color Touch AM/FM/SiriusXM® HD Radio² with CD player, 7" diagonal touch screen display, USB port¹² and auxiliary input jack
- Bluetooth® wireless technology for select phones¹¹
- Rear-window defogger
- Remote Keyless Entry
- Programmable power door locks
- Cruise control
- Compact spare tire and jack

MECHANICAL

- Front- or all-wheel drive
- 3.6L V6 SIDI VVT with 288 hp and 270 lb.-ft. torque
- 6-speed automatic transmission
- 4-wheel disc antilock brake system with panic brake assist
- Independent front and rear suspension
- Power steering

EXTERIOR

- Intermittent front windshield wipers
- Dual halogen projector headlamps
- P255/65R18 all-season tires
- 18" aluminum wheels
- Roof rails
- Rear liftgate with wiper/washer
- Side Blind Zone Alert

SELECT OPTIONAL FEATURES

Options are available on certain models only. See your Ordering Guide for details.

- Seating options: 7-passenger seating with 2nd-row

Captain's Chairs, 8-way power driver and passenger, leather seating, heated front seats, heated and cooled front seats, memory driver seat

- Tri-zone automatic climate control
- Household-style, 3-prong 115-volt power outlet
- Dual SkyScape 2-panel power sunroof
- AM/FM/SiriusXM® HD Radio², IntelliLink: rear seat DVD entertainment system, steering wheel mounted controls, Color Touch navigation system,⁸ Bose® premium speaker system, rear audio controls
- Head-Up Display
- Trailering equipment
- HID headlamps
- Power liftgate
- Remote Vehicle Start
- Ultrasonic Rear Parking Assist
- Leather-wrapped steering wheel

* Always use safety belts and the correct child restraint for your child's age and size, even in vehicles equipped with air bags. Even in vehicles equipped with Passenger Sensing System, children are safer when properly secured in a rear seat in an appropriate infant, child or booster seat. Never place a rear-facing infant restraint in the front seat of any vehicle equipped with an active frontal air bag. See your vehicle Owner Manual and child safety seat instructions for more information.

** Tire Pressure Monitoring System does not apply to spare tire.

AVAILABLE EXTERIOR COLORS¹⁰



MODEL AVAILABILITY

	Crossover
Acadia FWD	TR14526
Acadia AWD	TV14526

SPECIFICATIONS

(inches unless otherwise stated)	Crossover
Wheelbase	118.9
Length	200.8
Width	78.9
Height (without luggage rack)	70.4
Max. seating f/m/r	2/3/3
Head room f/m/r	40.3/39.6/38.4
Shoulder room f/m/r	61.6/61.0/57.8
Leg room f/m/r	41.3/36.8/33.2
Max. cargo vol. ³ (cubic feet)	116.1
Approx. fuel capacity (gallons)	22
Max. towing capacity ⁶ (pounds)	5200
Minimum ground clearance (in)	7.4



2012 Model Year shown

WHAT'S NEW FOR 2013

- Rear seat entertainment system
- Universal Home Remote
- 8-way power passenger seat
- Side Blind Zone Alert
- Rear Cross Traffic Alert
- Color Touch navigation⁸ with IntelliLink
- Denali Equipment Group
- 3.6L V6 SIDI engine with increased horsepower

AVAILABLE EXTERIOR COLORS¹⁰



SELECT STANDARD FEATURES

Features based on SLE-1 model unless otherwise noted

SAFETY AND SECURITY

- Dual-stage frontal and thorax side-impact air bags* for driver and right-front passenger and head curtain side-impact air bags* for front and rear outboard seating positions; includes Passenger Sensing System*
- LATCH (Lower Anchors and Top tethers for CHildren) system
- Electric rear door child security locks
- Blind zone mirrors
- StabiliTrak[®] stability enhancement system and traction control
- Standard rearview camera system
- Daytime Running Lamps
- OnStar[®] 6-month Directions & Connections Plan¹ with Turn-by-Turn Navigation (fleet delete available)
- Tire Pressure Monitoring System**

INTERIOR

- Front reclining bucket seats with driver power lumbar and power height adjuster
- MultiFlex sliding, reclining rear seat with 60/40 split seatback
- Air conditioning
- Driver Information Center
- Remote Keyless Entry
- Tilt/telescoping steering column
- AM/FM stereo with CD/MP3, touch screen, USB port,¹² digital clock, auxiliary input jack, SiriusXM[®] Radio² with 3-month trial (fleet delete available)
- Bluetooth[®] wireless technology for select phones¹¹
- Inside rearview auto-dimming mirror
- Rear vision camera system

MECHANICAL

- Front-wheel drive
- 2.4L SIDI I-4 engine with 182 hp and E85 FlexFuel⁹ capability***
- 6-speed automatic transmission
- 4-wheel disc antilock brake system
- 4-wheel independent suspension
- Variable-assist electric power steering

EXTERIOR

- Front halogen fog lamps
- Intermittent front and rear wipers
- Folding, body-color power heated rearview mirrors
- P225/65R17 all-season tires and painted aluminum wheels
- Rear liftgate
- Deep tint glass

* Always use safety belts and the correct child restraint for your child's age and size, even in vehicles equipped with air bags. Even in vehicles equipped with Passenger Sensing System, children are safer when properly secured in a rear seat in an appropriate infant, child or booster seat. Never place a rear-facing infant restraint in the front seat of any vehicle equipped with an active frontal air bag. See your vehicle Owner Manual and child safety seat instructions for more information.

** Tire Pressure Monitoring System does not apply to spare tire.

*** Available with Federal Emissions only

SELECT OPTIONAL FEATURES

Options are available on certain models only. See your Ordering Guide for details.

- 3.6L V6 SIDI with VVT (Variable Valve Timing) engine with 301 hp
- All-wheel drive
- Seat options: 8-way power and power lumbar driver and passenger seat, leather appointed seating, heated front seats
- Automatic climate control
- Cargo Package
- Power sunroof
- Audio System: Color Touch navigation⁸ with IntelliLink, AM/FM/SiriusXM[®] Radio² with CD/MP3, 7-inch diagonal touch screen display, GPS navigation⁸, USB¹², auxiliary jack and outside temperature display
- IntelliLink with Bluetooth[®] streaming audio
- Rear seat dual display DVD entertainment system
- Trailering equipment
- 18- and 19-inch chrome clad aluminum wheels
- Luggage rack crossbars
- Remote Vehicle Starter System
- Power programmable rear liftgate with fixed glass
- Ultrasonic Rear Parking Assist
- Safety Package with Forward Collision Alert, Lane Departure Warning and Rear Park Assist
- Universal Home Remote

EFFICIENT FEATURES

- Standard 4-cylinder engine
- Standard Spark Ignition Direct Injection
- Standard 6-speed automatic transmission

MODEL AVAILABILITY

	Crossover
Terrain FWD SLE-1	TLF26
Terrain FWD SLE-2 and SLT-1	TLH26
Terrain AWD SLE-1	TLG26
Terrain AWD SLE-2 and SLT-1	TLK26
Terrain FWD SLT-2	TLJ26
Terrain AWD SLT-2	TLM26

SPECIFICATIONS

(inches unless otherwise stated)	Crossover
Wheelbase	112.5
Length	185.3
Width	72.8
Height	66.3
Seating f/r	2/3
Head room f/r	39.8/39.2
Shoulder room f/r	55.7/55.3
Leg room f/r	41.2/39.9
Max. cargo vol. ³ (cubic feet)	63.9
Approx. fuel capacity (gallons)	18 (I-4); 20 (V6)
Max. towing capacity ⁶ (pounds)	1500 (I-4); 3500 (V6)



2012 Model Year shown

WHAT'S NEW FOR 2013

- Powertrain grade braking

AVAILABLE EXTERIOR COLORS¹⁰

GWT Champagne Silver Metallic (new)	50U Summit White	98U White Diamond Tricoat ⁷
GWU Deep Indigo Metallic ⁷ (new)	58U Carbon Black Metallic ⁷	GAN Quicksilver Metallic
GXH Dark Blue Metallic ⁷ (new)	89U Crystal Red Metallic ⁷	GHA Mocha Steel Metallic
41U Onyx Black		

SELECT STANDARD FEATURES

Features based on Commercial Fleet model 1SA unless otherwise noted

SAFETY AND SECURITY

- Dual-stage front and side-impact air bags* with Passenger Sensing System*
- Head curtain side-impact air bags* with rollover sensor
- LATCH (Lower Anchors and Top tethers for CHildren) system
- Tire Pressure Monitoring System**
- OnStar® 6-month Directions & Connections Plan¹ with Turn-by-Turn Navigation (fleet delete available)
- StabiliTrak® stability enhancement system with Proactive Roll Avoidance
- PASS-Key III theft-deterrent system
- Daytime Running Lamps and automatic lamp control

INTERIOR

- Front bench seat with 40/20/40 split-bench, 6-way power driver
- 2nd-row 60/40 split-folding bench seat
- 3rd-row 50/50 split-folding bench seat
- Tri-zone climate control
- AM/FM with CD/MP3, rear audio and SiriusXM® Radio² with 3-month trial (SiriusXM® Radio² fleet delete available)

MECHANICAL

- Vortec 5.3L V8 SFI FlexFuel⁹ with Active Fuel Management™ (Yukon, Yukon XL ½-ton)
- Vortec 6.0L V8 VVT (standard Yukon XL ¾-ton)
- Vortec 6.2L V8 with 403 hp, VVT, Active Fuel Management™ and FlexFuel⁹ (standard Denali)
- 6-speed automatic transmission
- 4-wheel disc antilock brake system
- Rear locking differential
- Single speed transfer case (4WD)
- Trailering equipment

EXTERIOR

- Assist steps
- P265/70R17 all-season tires
- Luggage rack side rails (fleet delete available)
- Rear liftgate with liftglass, wiper/washer

* Always use safety belts and the correct child restraint for your child's age and size, even in vehicles equipped with air bags. Even in vehicles equipped with Passenger Sensing System, children are safer when properly secured in a rear seat in an appropriate infant, child or booster seat. Never place a rear-facing infant restraint in the front seat of any vehicle equipped with an active frontal air bag. See your vehicle Owner Manual and child safety seat instructions for more information.

** Tire Pressure Monitoring System does not apply to spare tire.

SELECT OPTIONAL FEATURES

Options are available on certain models only. See your Ordering Guide for details.

- Seating options: front bucket with 6-way power driver and front passenger seats with lockable storage (standard on 1SA), 2nd-row bucket seats, leather seating surfaces, heated 1st and 2nd row, power lumbar, memory
- Power release 2nd-row seats
- Power adjustable pedals
- Audio options: touch screen navigation⁸ system, Bose® system, rear seat DVD entertainment*, Bluetooth® for phone¹¹
- NavTraffic²
- Remote Vehicle Starter System
- Autotrac 2-speed transfer case (4WD)
- Autoride suspension
- Z71 Off-Road Suspension
- Heavy-Duty Trailering Package
- 20", 22" chrome wheels
- Outside mirror options: power folding, turn signal, curb-tilt, driver auto-dimming
- Side Blind Zone Alert
- Rear vision camera
- Fleet Package
- Power liftgate

EFFICIENT FEATURES

- Standard E85 FlexFuel⁹ capability (1/2 ton only)
- Standard Active Fuel Management™
- Standard 6-speed automatic transmission
- Available Hybrid model (Yukon)

MODEL AVAILABILITY

	Yukon	Yukon XL
Yukon 2WD/Yukon Denali 2WD	TC10706	-
Yukon 4WD/Yukon Denali AWD	TK10706	-
Yukon XL 2WD/Yukon XL Denali 2WD ½-ton	-	TC10906
Yukon XL 4WD/Yukon XL Denali AWD ½-ton	-	TK10906
Yukon XL 2WD ¾-ton	-	TC20906
Yukon XL 4WD ¾-ton	-	TK20906

SPECIFICATIONS

(inches unless otherwise stated)	Yukon	Yukon XL
Wheelbase	116.0	130.0
Length	202.0	222.4
Width	79.0	79.1
Height	76.9	76.8
Seating f/m/r (maximum)	3/3/3	3/3/3
Head room f/m/r	41.1/39.2/37.9	41.1/38.5/38.1
Shoulder room f/m/r	65.2/65.2/61.7	65.2/65.2/64.7
Leg room f/m/r	41.3/39.0/25.6	41.3/39.5/34.9
Max. cargo vol. ³ (cubic feet)	108.9	137.4
Approx. fuel capacity (gallons)	26	31 (½-ton); 39 (¾-ton)
Max. towing capacity ⁶ (pounds)	8500	9600
Minimum ground clearance	9.1	9.1



2012 Model Year shown

WHAT'S NEW FOR 2013

- New cloth interior color
- New leather color with suede inserts
- New rear center armrest with premium trim package
- New navigation⁸ radio with MyLink¹³
- Available heated seats for cloth
- Available forward collision alert and lane departure warning features
- EV Hold drive mode

SELECT STANDARD FEATURES

Features based on fleet model unless otherwise noted.

SAFETY AND SECURITY

- Dual-stage front, side-impact, knee and head curtain side-impact air bags* with Passenger Sensing System*
- 3-point safety belts, all positions
- LATCH (Lower Anchors and Top tethers for Children) system
- StabiliTrak[®] stability enhancement system with Traction Control
- OnStar[®] 3-year Directions & Connections Plan¹ with Turn-by-Turn Navigation
- Rear door child security locks
- Theft-deterrent system with immobilizer
- Daytime Running Lamps and automatic lamp control

INTERIOR

- Front bucket seats and rear 40/40 split-folding seats
- Automatic climate control
- Programmable power door locks
- Full instrumentation including Driver Information Center and efficiency display screens
- Remote Keyless Entry with Passive feature
- Remote Vehicle Starter System
- Center armrest with storage
- Tilt and telescopic adjustable steering column
- AM/FM stereo with CD/MP3, 7-inch diagonal Color Touch screen, auxiliary jack, USB port,¹² SiriusXM[®] Radio²
- Chevrolet MyLink¹³ includes Bluetooth[®] streaming audio for music and select phones; voice recognition for phone, music and radio; Pandora and Stitcher smartphone compatible¹⁴; Gracenote; updateable software (requires iPhone or Android platform and active OnStar[®] subscription)
- MyVOLT.com Vehicle Connectivity (requires OnStar[®] subscription)



2012 Model Year shown



2012 Model Year shown

EFFICIENT FEATURES

- › Low rolling resistance tires
- › Electric power steering
- › Soy-based seat foam cushions
- › Lithium-ion Propulsion Battery
- › Rechargeable Energy Storage System
- › Voltec electric drive
- › Range extender 1.4L on board generator

POWERTRAIN

- Lithium-ion Propulsion Battery with Rechargeable Energy Storage System
- Portable charge cord (120-volt) with programmable charge control
- Voltec electric drive with 149 hp and 273 lb.-ft. of torque
- Range extender 1.4L generator with 83 hp
- Normal, Sport and Mountain and Hold modes driving modes
- Power 4-wheel disc antilock brake system
- Front independent suspension
- Electric power rack-and-pinion steering

EXTERIOR

- Power heated outside rearview mirrors with turn signal indicators
- 215/55R17 all-season tires
- 17" painted aluminum wheels
- Rear spoiler

SELECT OPTIONAL FEATURES

Options are available on certain models only. See your Ordering Guide for details.

- Chevrolet MyLink¹³ with navigation⁸
- Bose® premium audio system with 7 speakers including a subwoofer
- NavTraffic² and Local Forecast
- Safety Packages with auto-dimming inside rearview mirror, Rear Park Assist, Rear Camera View, Front Park Assist, Forward Collision Alert, Lane Departure Warning
- Comfort Package with heated driver and front passenger seats and leather-wrapped steering wheel
- Seats: Leather-appointed seating
- Premium Trim Package
- 17-inch polished aluminum wheels
- 17-inch sport alloy wheels with black inserts
- TZEV package
- 240V charging system for home/office

* Always use safety belts and the correct child restraint for your child's age and size, even in vehicles equipped with air bags. Even in vehicles equipped with Passenger Sensing System, children are safer when properly secured in a rear seat in an appropriate infant, child or booster seat. Never place a rear-facing infant restraint in the front seat of any vehicle equipped with an active frontal air bag. See your vehicle Owner Manual and child safety seat instructions for more information.

** Tire Pressure Monitoring System does not apply to spare tire.

*** Available with Federal Emissions only

AVAILABLE EXTERIOR COLORS¹⁰



MODEL AVAILABILITY

	Sedan
Volt	1RC68

SPECIFICATIONS

(inches unless otherwise stated)	Sedan
Wheelbase	105.7
Length	177.1
Width	70.4
Height	56.6
Seating f/r (max.)	2/2
Head room f/r	37.8/36.0
Shoulder room f/r	56.5/53.9
Leg room f/r	42.1/34.1
Max. cargo vol. ³ (cubic feet)	10.6
Approx. fuel capacity (gallons)	9.3



2012 Model Year shown

WHAT'S NEW FOR 2013

- Powertrain Grade Braking
- Windshield shades

AVAILABLE EXTERIOR COLORS¹⁰

GWT Silver Coast Metallic (new)	41U Black Raven	98U White Diamond Tricoat
GWU Midnight Plum Metallic ⁷ (new)	58U Black Ice Metallic	GAN Radiant Silver Metallic
GXH Sapphire Blue Metallic ⁷ (new)	89U Crystal Red Tintcoat	GHA Mocha Steel Metallic

SELECT STANDARD FEATURES

SAFETY AND SECURITY

- Dual-stage front and side-impact air bags* with Passenger Sensing System*
- Head curtain side-impact air bags* with rollover sensor
- StabiliTrak® stability enhancement system with Rollover Mitigation
- OnStar® 1-year Directions & Connections Plan¹ with Turn-by-Turn Navigation
- Daytime Running Lamps with automatic exterior lamp control

INTERIOR

- Front bucket seats with 14-way power, heated and cooled, leather seating surfaces and memory
- 2nd-row 60/40 split-folding heated seat
- 50/50 removable 3rd-row seat
- Rear seat audio/climate controls
- Driver Information Center
- Tri-zone automatic climate control
- Remote Vehicle Starter System
- Rear vision camera system
- Power adjustable pedals
- AM/FM stereo with CD/DVD/MP3, rear seat DVD entertainment, navigation⁹ radio, Bose® 5.1 Studio Surround, rear audio controls, USB port,¹² SiriusXM® Radio² with 3-month trial, NavTraffic,² Bluetooth® wireless technology for select phones¹¹

MECHANICAL

- Vortec 6.0L V8
- Hybrid automatic transmission
- 4-wheel disc antilock brakes with StabiliTrak®
- Automatic rear locking differential
- Magnetic Ride Control suspension
- All-speed Traction Control
- Heavy duty trailering equipment

EXTERIOR

- Xenon HID headlamps with IntelliBeam
- P285/45R22 all-season tires
- 22-inch aluminum wheels
- Outside heated power-adjustable, power-folding and driver-side auto-dimming, color-keyed, mirrors with integrated turn signal indicators, ground illumination and programmable to provide curb view when in reverse
- Rear Parking Assist
- Side Blind Zone Alert
- Rear power liftgate with liftglass

2-Mode Hybrid Features

The 2-Mode System is a patented hybrid technology with two modes optimized for city and highway driving.

- First mode: At low speed and light loads, the vehicle can operate by electric power or engine power, or any combination
- Second mode: Primarily for highway speeds providing electric assist and full V8 power when needed. It integrates sophisticated electronic controls, Active Fuel Management™, cam phasing and late-intake valve closure for efficient engine operation
- 2-Mode system allows for more compact packaging because powerful electric motors are designed to fit within the space of a conventional automatic transmission
- 300-volt battery pack is larger than typical battery but fits in without compromising passenger space. No plug-in is required

** Always use safety belts and the correct child restraint for your child's age and size, even in vehicles equipped with air bags. Even in vehicles equipped with Passenger Sensing System, children are safer when properly secured in a rear seat in an appropriate infant, child or booster seat. Never place a rear-facing infant restraint in the front seat of any vehicle equipped with an active frontal air bag. See your vehicle Owner Manual and child safety seat instructions for more information.*

FOR ESCALADE AND ESCALADE ESV MODELS, SEE SPORT UTILITY/CROSSOVER SECTION.

FOR ESCALADE EXT, SEE FULL-SIZE PICKUP SECTION.

EFFICIENT FEATURES

- Standard 2-Mode Hybrid System
- Standard Active Fuel Management™
- Standard Late Intake Valve Closing (LIVC)
- Standard Variable Valve Timing

MODEL AVAILABILITY

	Full-Size SUV
Escalade 2WD Hybrid	6C10706
Escalade 4WD Hybrid	6K10706

SPECIFICATIONS

(inches unless otherwise stated)	Full-Size SUV
Wheelbase	116.0
Length	202.5
Width	79.0
Height	75.9
Seating (maximum)	2/3/3
Head room f/m/r	41.1/39.2/37.9
Shoulder room f/m/r	65.2/65.2/61.7
Leg room f/m/r	41.3/39.0/25.6
Max. cargo vol. ³ (cubic feet)	108.9
Approx. fuel capacity (gallons)	25
Max. towing capacity ⁶ (pounds)	5800 (2WD)/5600 (4WD)



2012 Model Year shown

AVAILABLE EXTERIOR COLORS¹⁰



FOR OTHER SILVERADO MODELS, SEE FULL-SIZE PICKUP SECTION

SELECT STANDARD FEATURES

Features based on the 1HV model unless otherwise noted.

SAFETY AND SECURITY

- Frontal and side-impact air bags* with Passenger Sensing System*
- Head curtain side-impact air bags*
- Daytime Running Lamps and automatic lamp control
- StabiliTrak® stability enhancement system
- OnStar® 6-month Directions & Connections Plan¹ with Turn-by-Turn Navigation (fleet delete available)

INTERIOR

- Reclining front split-bench seat
- Rear bench fold-up seat
- Tilt adjustable steering column
- Dual-zone climate control
- AM/FM stereo with CD/MP3, SiriusXM® Radio² with 3-month trial (SiriusXM® Radio² fleet delete available)
- Bluetooth® wireless technology for select phones¹¹
- Driver Information Center
- Power door locks and windows

MECHANICAL

- Vortec 6.0L VVT V8
- Strong hybrid automatic transmission
- 4-wheel disc antilock brake system with regenerative braking
- Locking rear axle differential
- Z85 independent front and multileaf rear suspension
- Trailering equipment

EXTERIOR

- Tonneau cover
- Heated power-adjustable fold mirrors
- EZ-Lift Tailgate Package
- P265/65R18 all-season tires
- 18-in. Chrome-Clad aluminum wheels

SELECT OPTIONAL FEATURES

Options are available on certain models only. See your Ordering Guide for details.

- Seating options: power, bucket seats, leather seating surfaces
- Power adjustable pedals
- NavTraffic²
- Audio options: USB port,¹² navigation⁸ system, Bose® audio
- Rearview camera system
- Ultrasonic Rear Park Assist
- Base truck appearance package

2-Mode Hybrid Features

The 2-Mode System is a patented hybrid technology with two modes optimized for city and highway driving.

- First mode: At low speed and light loads, the vehicle can operate by electric power or engine power, or any combination
- Second mode: Primarily for highway speeds providing electric assist and full V8 power when needed. It integrates sophisticated electronic controls, Active Fuel Management™, cam phasing and late-intake valve closure for efficient engine operation
- 2-Mode system allows for more compact packaging because powerful electric motors are designed to fit within the space of a conventional automatic transmission
- 300-volt battery pack is larger than typical battery but fits in without compromising passenger space. No plug-in is required

** Always use safety belts and the correct child restraint for your child's age and size, even in vehicles equipped with air bags. Even in vehicles equipped with Passenger Sensing System, children are safer when properly secured in a rear seat in an appropriate infant, child or booster seat. Never place a rear-facing infant restraint in the front seat of any vehicle equipped with an active frontal air bag. See your vehicle Owner Manual and child safety seat instructions for more information.*

EFFICIENT FEATURES

- Standard 2-Mode Hybrid System
- Standard Active Fuel Management™
- Standard Late Intake Valve Closing (LIVC)
- Standard Variable Valve Timing

MODEL AVAILABILITY

	Full-Size Pickup
Silverado Hybrid 2WD	CC10543
Silverado Hybrid 4WD	CK10543

SPECIFICATIONS

(inches unless otherwise stated)	Full-Size Pickup
Wheelbase	143.5
Length	229.9
Width	80.0
Height	73.8
Seating f/r (maximum)	3/3
Head room f/r	41.5/40.6
Shoulder room f/r	65.2/65.2
Leg room f/r	41.3/38.7
Box length (feet)	5.7
Approx. fuel capacity (gallons)	26
GVWR ⁴ (pounds)	7100 (2WD)/7300 (4WD)
Max. payload ⁵ (pounds)	1534 (2WD)/1514 (4WD)
Max. towing capacity ⁶ (pounds)	6000 (2WD)/5800 (4WD)



2012 Model Year shown

WHAT'S NEW FOR 2013

- Cargo net

AVAILABLE EXTERIOR COLORS¹⁰

 GWT Champagne Silver Metallic (new)	 41U Black	 GAN Silver Ice Metallic
 GWU Concord Metallic ⁷ (new)	 50U Summit White	 GHA Mocha Steel Metallic
 GXH Blue Ray Metallic (new)	 89U Crystal Red Tintcoat ⁷	

FOR OTHER TAHOE MODELS, SEE SPORT UTILITY/CROSSOVER SECTION.

SELECT STANDARD FEATURES

Features based on 1HY equipment group.

SAFETY AND SECURITY

- Front and side-impact air bags* with Passenger Sensing System*
- Head curtain side-impact air bags* with rollover sensor
- Tire Pressure Monitoring System**
- OnStar® 6-month Directions & Connections Plan¹ with Turn-by-Turn Navigation
- StabiliTrak® stability enhancement system with traction control, includes electronic sway control and hill start assist
- PASS-Key III theft-deterrent system
- Daytime Running Lamps and automatic lamp control
- Rear Vision Camera (with 1HY equipment group)

INTERIOR

- Front 6-way power heated bucket seats
- 2nd-row 60/40 split-folding bench seat
- 3rd-row removable 50/50 splitbench seats
- Driver Information Center
- 6 auxiliary power outlets
- Remote Keyless Entry and Remote Vehicle Starter System
- AM/FM with CD/MP3, USB port,¹² SiriusXM® Radio² with 3-month trial, navigation⁸ system, Bose® speaker system, rear audio controls
- NavTraffic²
- Bluetooth® wireless technology for select phones¹¹

MECHANICAL

- Vortec 6.0L VVT V8
- Hybrid Propulsion Electric with 300-volt Energy Storage System
- Strong hybrid automatic transmission
- 4-wheel disc antilock brake system with regenerative braking

EXTERIOR

- Aluminum streamlined hood
- Dual-port grille with large air intake
- Streamlined fascias, running boards and wheel openings
- Power-folding, heated mirrors
- Lightweight aero-efficient wheels
- Aluminum rear liftgate, wiper/washer
- Ultrasonic Rear Parking Assist

* Always use safety belts and the correct child restraint for your child's age and size, even in vehicles equipped with air bags. Even in vehicles equipped with Passenger Sensing System, children are safer when properly secured in a rear seat in an appropriate infant, child or booster seat. Never place a rear-facing infant restraint in the front seat of any vehicle equipped with an active frontal air bag. See your vehicle Owner Manual and child safety seat instructions for more information.

** Tire Pressure Monitoring System does not apply to spare tire.

2-Mode Hybrid Features

The 2-Mode System is a patented hybrid technology with two modes optimized for city and highway driving.

- First mode: At low speed and light loads, the vehicle can operate by electric power or engine power, or any combination
- Second mode: Primarily for highway speeds providing electric assist and full V8 power when needed. It integrates sophisticated electronic controls, Active Fuel Management™, cam phasing and late-intake valve closure for efficient engine operation
- 2-Mode system allows for more compact packaging because powerful electric motors are designed to fit within the space of a conventional automatic transmission
- 300-volt battery pack is larger than typical battery but fits in without compromising passenger space. No plug-in is required
- Available cloth seats
- Available power distribution centers to facilitate aftermarket electrical accessories

EFFICIENT FEATURES

- ▶ Standard 2-Mode Hybrid System
- ▶ Standard Active Fuel Management™
- ▶ Standard Late Intake Valve Closing (LIVC)
- ▶ Standard Variable Valve Timing

MODEL AVAILABILITY

	Full-Size SUV
Tahoe 2WD	CC10706
Tahoe 4WD	CK10706

SPECIFICATIONS

(inches unless otherwise stated)	Full-Size SUV
Wheelbase	116.0
Length	202.0
Width	79.0
Height	74.6
Seating f/m/r (maximum)	2/3/3
Head room f/m/r	41.1/39.2/37.9
Shoulder room f/m/r	65.2/65.2/61.7
Leg room f/m/r	41.3/39.0/25.6
Max. cargo vol. ³ (cubic feet)	108.9
Approx. fuel capacity (gallons)	25
Max. towing capacity ⁶ (pounds)	6200 (2WD)/5900 (4WD)



2012 Model Year shown

AVAILABLE EXTERIOR COLORS¹⁰

- 66U Sonoma Red Metallic (new)
- 41U Onyx Black
- 74U Fire Red
- GTS Heritage Blue Metallic (new)
- 46U Stealth Gray Metallic
- GAN Quicksilver Metallic
- 16U Steel Gray Metallic
- 50U Summit White
- GHA Mocha Steel Metallic

FOR OTHER SIERRA MODELS, SEE FULL-SIZE PICKUP SECTION.

SELECT STANDARD FEATURES

Features based on 3HA model unless otherwise noted.

SAFETY AND SECURITY

- Frontal and side-impact air bags* with Passenger Sensing System*
- Head curtain side-impact air bags*
- Daytime Running Lamps and automatic lamp control
- StabiliTrak® stability enhancement system
- OnStar® 6-month Directions & Connections Plan¹ with Turn-by-Turn Navigation (fleet delete available)

INTERIOR

- Reclining front split-bench seat
- Rear bench fold-up seat
- Tilt adjustable steering column
- Cruise control
- Dual-zone climate control
- AM/FM stereo with CD/MP3, SiriusXM® Radio² with 3-month trial (SiriusXM® Radio² fleet delete available)
- Bluetooth® wireless technology for select phones¹¹
- Driver Information Center
- Power door locks and windows

MECHANICAL

- Vortec 6.0L VVT V8
- Strong hybrid automatic transmission
- 4-wheel disc antilock brake system with regenerative braking
- Locking rear axle differential
- Z85 independent front and multileaf rear suspension
- Trailering equipment

EXTERIOR

- Tonneau cover
- Foldaway rearview mirrors
- EZ-Lift Tailgate Package
- P265/65R18 quiet-tuned tires
- 18-in. Chrome-Clad aluminum wheels

SELECT OPTIONAL FEATURES

Options are available on certain models only. See your Ordering Guide for details.

- Seating options: power, bucket seats, leather seating surfaces
- Power adjustable pedals
- NavTraffic²
- Rear vision camera system
- Audio options: USB port,¹² navigation⁸ system with CD/DVD player, Bose® audio
- Remote Vehicle Starter System (dealer-installed)
- Ultrasonic Rear Parking Assist
- Base truck appearance package

2-Mode Hybrid Features

The 2-Mode System is a patented hybrid technology with two modes optimized for city and highway driving.

- First mode: At low speed and light loads, the vehicle can operate by electric power or engine power, or any combination
- Second mode: Primarily for highway speeds providing electric assist and full V8 power when needed. It integrates sophisticated electronic controls, Active Fuel Management™, cam phasing and late-intake valve closure for efficient engine operation
- 2-Mode system allows for more compact packaging because powerful electric motors are designed to fit within the space of a conventional automatic transmission
- 300-volt battery pack is larger than typical battery but fits in without compromising passenger space. No plug-in is required

** Always use safety belts and the correct child restraint for your child's age and size, even in vehicles equipped with air bags. Even in vehicles equipped with Passenger Sensing System, children are safer when properly secured in a rear seat in an appropriate infant, child or booster seat. Never place a rear-facing infant restraint in the front seat of any vehicle equipped with an active frontal air bag. See your vehicle Owner Manual and child safety seat instructions for more information.*

EFFICIENT FEATURES

- Standard 2-Mode Hybrid System
- Standard Active Fuel Management™
- Standard Late Intake Valve Closing (LIVC)
- Standard Variable Valve Timing

MODEL AVAILABILITY

	Full-Size Pickup
Sierra Hybrid 2WD	TC10543
Sierra Hybrid 4WD	TK10543

SPECIFICATIONS

(inches unless otherwise stated)	Full-Size Pickup
Wheelbase	143.5
Length	229.9
Width	80.0
Height	73.8
Seating f/r (maximum)	3/3
Head room f/r	41.5/40.6
Shoulder room f/r	65.2/65.2
Leg room f/r	41.3/38.7
Box length (feet)	5.7
Approx. fuel capacity (gallons)	26
GVWR ⁴ (pounds)	7100 (2WD)/7300 (4WD)
Max. payload ⁵ (pounds)	1534 (2WD)/1514 (4WD)
Max. towing capacity ⁶ (pounds)	6000 (2WD)/5800 (4WD)



2012 Model Year shown

AVAILABLE EXTERIOR COLORS¹⁰

- GWU Deep Indigo Metallic⁷ (new)
- 41U Onyx Black
- GAN Quicksilver Metallic
- GWT Champagne Silver Metallic (new)
- 50U Summit White
- GHA Mocha Steel Metallic
- GXH Dark Blue Metallic⁷ (new)
- 89U Crystal Red Tintcoat⁷

FOR OTHER YUKON MODELS, SEE SPORT UTILITY/ CROSSOVER SECTION.

SELECT STANDARD FEATURES

Features based on 4HY equipment group.

SAFETY AND SECURITY

- Dual-stage front and side impact air bags* with Passenger Sensing System
- Head curtain side-impact air bags* with rollover sensor
- Tire Pressure Monitoring System**
- OnStar[®] 6-month Directions & Connections Plan¹ with Turn-by-Turn Navigation
- StabiliTrak[®] stability enhancement system with Proactive Roll Avoidance and traction control
- PASS-Key III theft-deterrent system
- Daytime Running Lamps and automatic lamp control
- Rear Vision camera system

INTERIOR

- Front 6-way power heated bucket seats
- 2nd-row 60/40 split-folding bench seat
- 3rd-row removable 50/50 split-bench seats
- Driver Information Center
- 6 auxiliary power outlets
- Remote Vehicle Starter System
- AM/FM with CD/MP3, SiriusXM[®] Radio² with 3-month trial, navigation⁸ system with touch screen and hard drive, Bose[®] speaker system, rear audio controls
- NavTraffic²
- Bluetooth[®] wireless technology for select phones¹¹

MECHANICAL

- Vortec 6.0L VVT V8
- Hybrid Propulsion Electric with 300-volt Energy Storage System
- Strong hybrid automatic transmission
- 4-wheel disc antilock brake system with regenerative braking

EXTERIOR

- Aluminum streamlined hood
- Grille with large air intake
- Streamlined fascias, running boards and wheel openings
- Power-folding, heated mirrors
- Lightweight aero-efficient wheels
- Aluminum rear liftgate, wiper/washer
- Ultrasonic Rear Parking Assist

* Always use safety belts and the correct child restraint for your child's age and size, even in vehicles equipped with air bags. Even in vehicles equipped with Passenger Sensing System, children are safer when properly secured in a rear seat in an appropriate infant, child or booster seat. Never place a rear-facing infant restraint in the front seat of any vehicle equipped with an active frontal air bag. See your vehicle Owner Manual and child safety seat instructions for more information.

** Tire Pressure Monitoring System does not apply to spare tire.

2-Mode Hybrid Features

The 2-Mode System is a patented hybrid technology with two modes optimized for city and highway driving.

- First mode: At low speed and light loads, the vehicle can operate by electric power or engine power, or any combination
- Second mode: Primarily for highway speeds providing electric assist and full V8 power when needed. It integrates sophisticated electronic controls, Active Fuel Management[™], cam phasing and late-intake valve closure for efficient engine operation
- 2-Mode system allows for more compact packaging because powerful electric motors are designed to fit within the space of a conventional automatic transmission
- 300-volt battery pack is larger than typical battery but fits in without compromising passenger space. No plug-in is required
- Available cloth seats
- Available power distribution centers to facilitate aftermarket electrical accessories

EFFICIENT FEATURES

- ▶ Standard 2-Mode Hybrid System
- ▶ Standard Active Fuel Management[™]
- ▶ Standard Late Intake Valve Closing (LIVC)
- ▶ Standard Variable Valve Timing

MODEL AVAILABILITY

	Full-Size SUV
Yukon 4HY 2WD	TC10706
Yukon 4HY 4WD	TK10706
Yukon Denali 5HY 2WD	TC10706
Yukon Denali 5HY 4WD	TK10706

SPECIFICATIONS

(inches unless otherwise stated)	Full-Size SUV
Wheelbase	116.0
Length	202.0
Width	79.0
Height	74.6
Seating f/m/r (maximum)	2/3/3
Head room f/m/r	41.1/39.2/37.9
Shoulder room f/m/r	65.2/65.2/61.7
Leg room f/m/r	41.3/39.0/25.6
Max. cargo vol. ³ (cubic feet)	108.9
Approx. fuel capacity (gallons)	25
Max. towing capacity ⁶ (pounds)	6200 (2WD)/5900 (4WD)



2012 Model Year shown

WHAT'S NEW FOR 2013

- Normal mode Powertrain Grade Braking
- New trailering capabilities
- Windshield shades

AVAILABLE EXTERIOR COLORS¹⁰

-  GNX Midnight Green Metallic (new)
-  GAN Radiant Silver Metallic
-  41U Black Raven
-  GTS Xenon Blue Metallic
-  98U White Diamond Tricoat⁷

SELECT STANDARD FEATURES

Features based on Base 1SA model unless otherwise noted.

SAFETY AND SECURITY

- Dual-stage front and side-impact air bags* with Passenger Sensing System*
- Head curtain side-impact air bags* with rollover sensor
- StabiliTrak[®] stability enhancement system with Rollover Mitigation
- OnStar[®] 1-year Directions & Connections Plan¹ with Turn-by-Turn Navigation
- Daytime Running Lamps and Twilight Sentinel[®]

INTERIOR

- Front bucket seats with 14-way power, leather seating surfaces and memory
- Heated and ventilated front seats
- 60/40 split-bench rear seat
- Folding Midgate[®]
- Floor console
- Auto-dimming mirror
- Driver Information Center
- Dual-zone automatic climate control
- Remote Vehicle Starter System
- Power adjustable pedals
- Rear vision camera system
- AM/FM stereo with navigation,⁸ CD/DVD/MP3, USB port,¹² Bose[®] 5.1 Studio Surround, rear audio controls, SiriusXM[®] Radio² with 3-month trial
- NavTraffic²
- Bluetooth[®] wireless technology for select phones¹¹

ENGINE AVAILABILITY

- Vortec 6.2L VVT V8 with 403 hp, E85 FlexFuel⁹ capability and Active Fuel Management

MECHANICAL

- 6-speed automatic transmission
- 4-wheel disc antilock brake system
- Automatic rear locking differential
- Road-sensing shock absorbers
- Full-function traction control
- Trailering equipment

EXTERIOR

- Xenon HID headlamps
- P265/65R18 all-season tires
- 18-inch aluminum wheels
- Assist steps
- Utility Enhancement System with Midgate[®]

SELECT OPTIONAL FEATURES

Options are available on certain models only. See your Ordering Guide for details.

- Heated steering wheel
- Power sunroof
- Rear-seat DVD entertainment system
- IntelliBeam headlamps
- 22-inch aluminum wheels**
- Power-retractable assist steps
- Livery Package

* Always use safety belts and the correct child restraint for your child's age and size, even in vehicles equipped with air bags. Even in vehicles equipped with Passenger Sensing System, children are safer when properly secured in a rear seat in an appropriate infant, child or booster seat. Never place a rear-facing infant restraint in the front seat of any vehicle equipped with an active frontal air bag. See your vehicle Owner Manual and child safety seat instructions for more information.
 ** Use only GM-approved wheel/tire combinations. See your GM dealer for more details.

EFFICIENT FEATURES

- Standard E85 FlexFuel⁹ capability
- Standard Active Fuel Management
- Standard 6-speed automatic transmission

SPECIFICATIONS

Model	Model Number/ Drivetrain	Wheelbase (inches)	GVWR ⁴ (pounds)	Maximum Payload ⁵ (pounds)	Maximum Trailer Weight ⁶ (pounds)	Seating	
Escalade EXT	AWD 1/2-ton	6K10936/AWD	130.0	7200	1239	7600	6



2012 Model Year shown

WHAT'S NEW FOR 2013

- P265/65R18 all-terrain tires
- Heated seats kit, LPO

AVAILABLE EXTERIOR COLORS¹⁰

-  GXM Fairway Metallic (new)
-  GAN Silver Ice Metallic
-  41U Black
-  GTS Blue Topaz Metallic
-  98U White Diamond Tricoat⁷

SELECT STANDARD FEATURES

Features based on LS model unless otherwise noted.

SAFETY AND SECURITY

- Dual-stage frontal and side-impact air bags* with Passenger Sensing System*
- Head curtain side-impact air bags* with rollover sensor
- Daytime Running Lamps and automatic lamp control
- OnStar[®] 6-month Directions & Connections Plan¹ with Turn-by-Turn Navigation (fleet delete available)
- StabiliTrak[®] stability enhancement system includes electronic trailer sway and hill start assist

INTERIOR

- Reclining bucket seats
- 60/40 split-bench flat-folding rear seat
- Dual-zone air conditioning
- AM/FM stereo with CD/MP3 player, USB port,¹² rear audio controls, SiriusXM[®] Radio² with 3-month trial (fleet delete available)
- Bluetooth[®] wireless technology for select phones¹¹

ENGINE AVAILABILITY

- Vortec 5.3L V8 with 320 horsepower, E85 FlexFuel⁹ capability and Active Fuel Management

MECHANICAL

- 6-speed automatic transmission
- 4-wheel disc antilock brake system
- Premium Smooth Ride Suspension

EXTERIOR

- Stowable Midgate[®] to change from passenger to cargo space³
- Cargo cover; lockable top boxes
- Assist steps
- Aluminum wheels

SELECT OPTIONAL FEATURES

Options are available on certain models only. See your Ordering Guide for details.

- Seating options: 40/20/40 reclining split-bench seat with lockable storage, full-feature bucket seats, leather seating surfaces, heated seats, heated and cooled seats
- Automatic climate control
- Universal Home Remote
- Power adjustable pedals
- Power sunroof
- Audio options: navigation⁸ system, Bose[®] systems, DVD rear seat entertainment system
- NavTraffic²
- Locking rear differential
- Autotrac 4-wheel drive
- Trailering Package
- Outside mirror options: auto-dimming, power folding, curb-tilt, turn signals, ground illumination
- Rearview camera system
- Remote Vehicle Starter System
- Power retractable assist steps
- Ultrasonic Rear Parking Assist

** Always use safety belts and the correct child restraint for your child's age and size, even in vehicles equipped with air bags. Even in vehicles equipped with Passenger Sensing System, children are safer when properly secured in a rear seat in an appropriate infant, child or booster seat. Never place a rear-facing infant restraint in the front seat of any vehicle equipped with an active frontal air bag. See your vehicle Owner Manual and child safety seat instructions for more information.*

EFFICIENT FEATURES

- Standard E85 FlexFuel⁹ capability
- Standard Active Fuel Management
- Standard 6-speed automatic transmission

SPECIFICATIONS

	Model	Model Number/ Drivetrain	Wheelbase (inches)	GVWR ⁴ (pounds)	Maximum Payload ⁵ (pounds)	Maximum Trailer Weight ⁶ (pounds)	Seating
Avalanche	2WD 1/2-ton	CC10936/RWD	130.0	7000	1295	8100	6
	4WD 1/2-ton	CK10936/4WD	130.0	7200	1397	8000	6



2012 Model Year shown

WHAT'S NEW FOR 2013

- P265/65R18SL 1112T all-terrain tires
- Available electronic Autotrac transfer case (1WT & 1LS)

For the Silverado Hybrid, see the hybrid section.



2012 Model Year shown

SELECT STANDARD FEATURES

Features based on 1WT model unless otherwise noted.

SAFETY AND SECURITY

- Frontal and side-impact air bag* with Passenger Sensing System
- Head curtain side-impact air bags*
- Daytime Running Lamps and automatic lamp control
- StabiliTrak® stability enhancement system
- OnStar® 6-month Directions & Connections Plan¹ with Turn-by-Turn Navigation (fleet delete available)
- Tire Pressure Monitoring System**

INTERIOR

- Reclining front split-bench seat
- Rear bench fold-up seat (Extended and Crew Cab)
- Tilt adjustable steering column
- Driver Information Center
- Air conditioning
- Cruise control

ENGINE AVAILABILITY

- Vortec 4.3L V6 with 195 horsepower
- Vortec 4.8L V8 with 302 horsepower and E85 FlexFuel⁹
- Vortec 5.3L V8 with 315 horsepower, Active Fuel Management and E85 FlexFuel⁹
- Vortec 6.2L V8 with 403 horsepower and E85 FlexFuel⁹ capability

MECHANICAL

- 4-speed automatic transmission
- Front disc/rear drum antilock brake system
- Independent front and multileaf rear suspension
- Power rack-and-pinion steering
- Heavy-duty battery with rundown protection



2012 Model Year shown

EFFICIENT FEATURES

- Available FlexFuel[®]
- Available Active Fuel Management
- Available XFE model
- Available Hybrid model

EXTERIOR

- Intermittent windshield wipers
- Foldaway rearview mirrors
- P245/70R17 all-season tires
- 6-lug steel wheels with center caps
- Spare tire lock

SELECT OPTIONAL FEATURES

Options are available on certain models only. See your Ordering Guide for details.

- Seating options: power, buckets, leather seating surfaces, heated
- Power adjustable pedals
- Power rear sliding window
- Audio options: 6-disc CD changer, CD/MP3 player, USB port,¹² navigation[®] system, Bose[®] system, rear seat DVD entertainment system, SiriusXM[®] Radio² with 3-month trial
- NavTraffic²
- Bluetooth[®] wireless technology for select phones¹¹
- Dual-zone automatic climate control
- 6-speed automatic transmission
- Autotrac 4WD
- Automatic locking rear differential
- Trailering packages
- Outside mirror options: camper, power, heated, curb-tilt

- Aluminum wheels
- Remote Vehicle Starter System
- Rearview camera system
- EZ-Lift Tailgate Package
- Ultrasonic Rear Parking Assist
- Skid Plate Package
- Snow Plow Prep Package

* Always use safety belts and the correct child restraint for your child's age and size, even in vehicles equipped with air bags. Even in vehicles equipped with Passenger Sensing System, children are safer when properly secured in a rear seat in an appropriate infant, child or booster seat. Never place a rear-facing infant restraint in the front seat of any vehicle equipped with an active frontal air bag. See your vehicle Owner Manual and child safety seat instructions for more information.

** Tire Pressure Monitoring System does not apply to spare tire.
 *** Available with Federal Emissions only

AVAILABLE EXTERIOR COLORS¹⁰



SPECIFICATIONS

Model	Box Length (feet)	Model Number/ Drivetrain	Wheelbase (inches)	GVWR ⁴ (pounds)	Maximum Payload ⁵ (pounds)	Maximum Trailer Weight ⁶ (pounds)	Seating
Regular Cab	6.5	CC10703/RWD	119.0	6400	1948	8900	3
	6.5	CK10703/4WD	119.0	6400	1702	8600	3
	8.0	CC10903/RWD	133.0	6400	1822	9800	3
	8.0	CK10903/4WD	133.0	6800	1855	9500	3
Extended Cab	6.5	CC10753/RWD	143.5	7000	1918	10500	6
	6.5	CK10753/4WD	143.5	7200	1881	10200	6
	8.0	CC10953/RWD	157.5	6900	1663	9200	6
	8.0	CK10953/4WD	157.5	7000	1513	9000	6
Crew Cab	5.7	CC10543/RWD	143.5	7100	1945	10400	6
	5.7	CK10543/4WD	143.5	7300	1897	10100	6



2012 Model Year shown

WHAT'S NEW FOR 2013

- Bi-Fuel Compressed Natural Gas (CNG) system
- 6.0L V8 Gaseous CNG with hardened valve seats
- Electronic shift transfer case available on 1WT
- Trailer brake controller standard on box delete models
- Duramax 6.6 V8 Turbo Diesel 397 HP and 765 lb-ft torque on box delete models



2012 Model Year shown

SELECT STANDARD FEATURES

Features based on 1WT model unless otherwise noted.

SAFETY AND SECURITY

- Frontal air bags*
- StabiliTrak® stability enhancement system
- Trailer Sway Control (SRW)
- Daytime Running Lamps and automatic lamp control
- Tire Pressure Monitoring System** (vehicles under 10,001-lb. GVWR⁴)

INTERIOR

- Reclining front 40/20/40 split-bench seat
- Rear bench fold-up seat (Extended and Crew Cab)
- Driver Information Center
- Cruise control
- Air conditioning
- 2 power outlets
- Tilt-wheel adjustable steering column
- Front passenger assist handle
- AM/FM stereo with digital clock

ENGINE AVAILABILITY

- Vortec 6.0L V8 with 360 horsepower and E85 FlexFuel⁹ capability on pickup models
- Duramax 6.6L Turbo Diesel V8 with 397 horsepower, 765 lb.-ft. of torque; B20-Diesel compatible
- 6.0L V8 SFI Gaseous CNG (Compressed Natural Gas), with hardened valve seats (late availability)

MECHANICAL

- 6-speed automatic transmission
- 4-wheel disc antilock brake system
- Independent front and multileaf rear suspension
- Heavy-duty battery with rundown protection and retained accessory power
- External auxiliary transmission oil cooler
- External engine oil cooler

EXTERIOR

- Intermittent windshield wipers
- Foldaway rearview mirrors
- All-season or all-terrain tires
- 8-lug steel wheels with center caps
- Front frame-mounted recovery hooks
- Front and rear chrome bumpers
- Dual halogen headlamps
- Dual cargo area lamps
- Spare tire lock



2012 Model Year shown

EFFICIENT FEATURES

- E85 FlexFuel[®] capability on pickup models
- Available Turbo Diesel that is B20-Diesel compatible
- Standard 6-speed automatic transmission

SELECT OPTIONAL FEATURES

Options are available on certain models only. See your Ordering Guide for details.

- Side-impact and head curtain side-impact air bags*
- Seating options: power, buckets, leather seating surfaces, heated
- Power adjustable pedals
- Power rear sliding window
- Audio options: 6-disc CD changer, navigation⁸ system, Bose[®] system, DVD entertainment system, MP3 player, USB port,¹² SiriusXM[®] Radio² with 3-month trial
- OnStar[®] 6-month Directions & Connections Plan¹ with Turn-by-Turn Navigation
- NavTraffic²
- Bluetooth[®] wireless technology for select phones¹¹
- Rearview camera system
- Allison 1000 6-speed automatic transmission (with Duramax)
- Z71 Suspension
- Electronic shift 4WD
- Automatic locking rear differential
- Trailing packages
- Outside mirror options: camper, power, heated, curb-tilt
- Remote Vehicle Starter System

- EZ-Lift Tailgate Package
- Ultrasonic Rear Parking Assist
- Skid Plate Package
- Snow Plow Prep Package
- Pickup Box Delete

* Always use safety belts and the correct child restraint for your child's age and size, even in vehicles equipped with air bags. Even in vehicles equipped with Passenger Sensing System, children are safer when properly secured in a rear seat in an appropriate infant, child or booster seat. Never place a rear-facing infant restraint in the front seat of any vehicle equipped with an active frontal air bag. See your vehicle Owner Manual and child safety seat instructions for more information.

** Tire Pressure Monitoring System does not apply to spare tire.

AVAILABLE EXTERIOR COLORS¹⁰



SPECIFICATIONS

Model	Box Length (feet)	Model Number/ Drivetrain	Wheelbase (inches)	GVWR ⁴ (pounds)	Maximum Payload ⁵ (pounds)	Maximum Trailer Weight ⁶ (pounds)	Seating	
Regular Cab	8.0	CC20903/RWD	133.7	10000	4260	9800	3	
	8.0	CK20903/4WD	133.7	9900	3544	14000	3	
	(SRW/DRW)	8.0	CC30903/RWD	133.7	10400/13400	4634/7222	14200/14200	3
(SRW/DRW)	8.0	CK30903/4WD	133.7	11400/13400	4587/6876	17000/23100	3	
Extended Cab	6.5	CC20753/RWD	144.2	10000	3493	13900	6	
	6.5	CK20753/4WD	144.2	10000	3198	13200	6	
	8.0	CC20953/RWD	158.2	10000	3387	13800	6	
	8.0	CK20953/4WD	158.2	10000	3091	13000	6	
	(SRW/DRW)	8.0	CC30953/RWD	158.2	11200/13025	4424/6349	16800/22900	6
	(SRW/DRW)	8.0	CK30953/4WD	158.2	11600/13025	4443/6068	16500/22600	6
Crew Cab	6.5	CC20743/RWD	153.7	10000	3381	13800	6	
	6.5	CK20743/4WD	153.7	10000	3069	13000	6	
	8.0	CC20943/RWD	167.7	10000	3259	13500	6	
	8.0	CK20943/4WD	167.7	10000	3319	13400	6	
	(SRW)	6.5	CC30743/RWD	153.7	11100	4182	16800	6
	(SRW)	6.5	CK30743/4WD	153.7	11500	4188	16500	6
	(SRW/DRW)	8.0	CC30943/RWD	167.7	11400/13025	4321/6245	16700/22800	6
	(SRW/DRW)	8.0	CK30943/4WD	167.7	11600/13025	4291/5786	16400/22500	6



2012 Model Year shown



WHAT'S NEW FOR 2013

- P265/65R18 SL 1112 all-terrain tires
- Electronic Autotrac transfer case (available on 1SA & 2SA)

For the Sierra Hybrid, see the hybrid section.



2012 Model Year shown

SELECT STANDARD FEATURES

Features based on 1SA model unless otherwise noted.

SAFETY AND SECURITY

- Frontal and side-impact air bags* with Passenger Sensing System
- Head curtain side-impact air bags*
- Daytime Running Lamps and automatic lamp control
- StabiliTrak® stability enhancement system
- OnStar® 6-month Directions & Connections Plan¹ with Turn-by-Turn Navigation (fleet delete available)
- Tire Pressure Monitoring System**

INTERIOR

- Reclining front split-bench seat
- Rear bench fold-up seat (Extended and Crew Cab)
- Tilt adjustable steering column
- Cruise control
- Driver Information Center
- Air conditioning

ENGINE AVAILABILITY

- Vortec 4.3L V6 with 195 horsepower
- Vortec 4.8L V8 with 302 horsepower and E85 FlexFuel⁹
- Vortec 5.3L V8 with 315 horsepower, Active Fuel Management and E85 FlexFuel⁹
- Vortec 6.2L V8 with 403 horsepower and E85 FlexFuel⁹ capability

MECHANICAL

- 4-speed automatic transmission
- Front disc/rear drum antilock brake system
- Independent front and multileaf rear suspension
- Power rack-and-pinion steering
- Heavy-duty battery with rundown protection



EFFICIENT FEATURES

- > Available FlexFuel⁹
- > Available Active Fuel Management
- > Available XFE model
- > Available Hybrid model

2012 Model Year shown

EXTERIOR

- Intermittent windshield wipers
- Foldaway rearview mirrors
- P245/70R17 all-season tires
- 6-lug steel wheels with center caps
- Spare tire lock

SELECT OPTIONAL FEATURES

Options are available on certain models only. See your Ordering Guide for details.

- Seating options: leather seating surfaces, heated, lumbar control, bucket seats, power adjustments
- Cruise control
- Dual-zone automatic climate control
- Power adjustable pedals
- Power rear sliding window
- Audio options: 6-disc CD changer, CD/MP3 player, USB port,¹² navigation⁸ system, Bose[®] system, rear seat DVD entertainment system, SiriusXM[®] Radio² with 3-month trial
- NavTraffic²
- Bluetooth[®] wireless technology for select phones¹¹
- 6-speed automatic transmission
- Autotrac 4WD
- Automatic locking rear differential
- Trailering packages

- All-Terrain Package
- Outside mirror options: camper, heated, curb-tilt, turn signals
- Aluminum wheels
- Remote Vehicle Starter System
- EZ-Lift Tailgate Package
- Ultrasonic Rear Parking Assist
- Rearview camera system
- Skid Plate Package
- Snow Plow Prep Package

* Always use safety belts and the correct child restraint for your child's age and size, even in vehicles equipped with air bags. Even in vehicles equipped with Passenger Sensing System, children are safer when properly secured in a rear seat in an appropriate infant, child or booster seat. Never place a rear-facing infant restraint in the front seat of any vehicle equipped with an active frontal air bag. See your vehicle Owner Manual and child safety seat instructions for more information.

** Tire Pressure Monitoring System does not apply to spare tire.

AVAILABLE EXTERIOR COLORS¹⁰



SPECIFICATIONS

Model	Box Length (feet)	Model Number/ Drivetrain	Wheelbase (inches)	GVWR ⁴ (pounds)	Maximum Payload ⁵ (pounds)	Maximum Trailer Weight ⁶ (pounds)	Seating
Regular Cab	6.5	TC10703/RWD	119.0	6400	1948	8900	3
	6.5	TK10703/4WD	119.0	6400	1702	8600	3
	8.0	TC10903/RWD	133.0	6400	1822	9800	3
	8.0	TK10903/4WD	133.0	6800	1855	9500	3
Extended Cab	6.5	TC10753/RWD	143.5	7000	1918	10500	6
	6.5	TK10753/4WD	143.5	7200	1881	10200	6
	8.0	TC10953/RWD	157.5	6900	1663	9200	6
	8.0	TK10953/4WD	157.5	7000	1513	9000	6
Crew Cab	5.7	TC10543/RWD	143.5	7100	1945	10400	6
	5.7	TK10543/4WD	143.5	7300	1897	10100	6



2012 Model Year shown



WHAT'S NEW FOR 2013

- Bi-Fuel Compressed Natural Gas (CNG) system
- 6.0L V8 Gaseous CNG with hardened valve seats
- Electronic shift transfer case available on 1SA
- Trailer brake controller standard on box delete models
- Duramax 6.6 V8 Turbo Diesel 397 HP and 765 lb-ft torque on box delete models

SELECT STANDARD FEATURES

Features based on 1SA model unless otherwise noted.

SAFETY AND SECURITY

- Frontal air bags*
- StabiliTrak® stability enhancement system
- Trailer Sway Control (SRW)
- Daytime Running Lamps and automatic lamp control
- Tire Pressure Monitoring System** (vehicles under 10,001-lb. GVWR⁴)

INTERIOR

- Reclining front 40/20/40 split-bench seat
- Rear bench fold-up seat (Extended and Crew Cab)
- Driver Information Center
- Air conditioning
- 2 power outlets
- Tilt-wheel adjustable steering column
- Front passenger assist handle
- AM/FM stereo with digital clock
- Cruise control

ENGINE AVAILABILITY

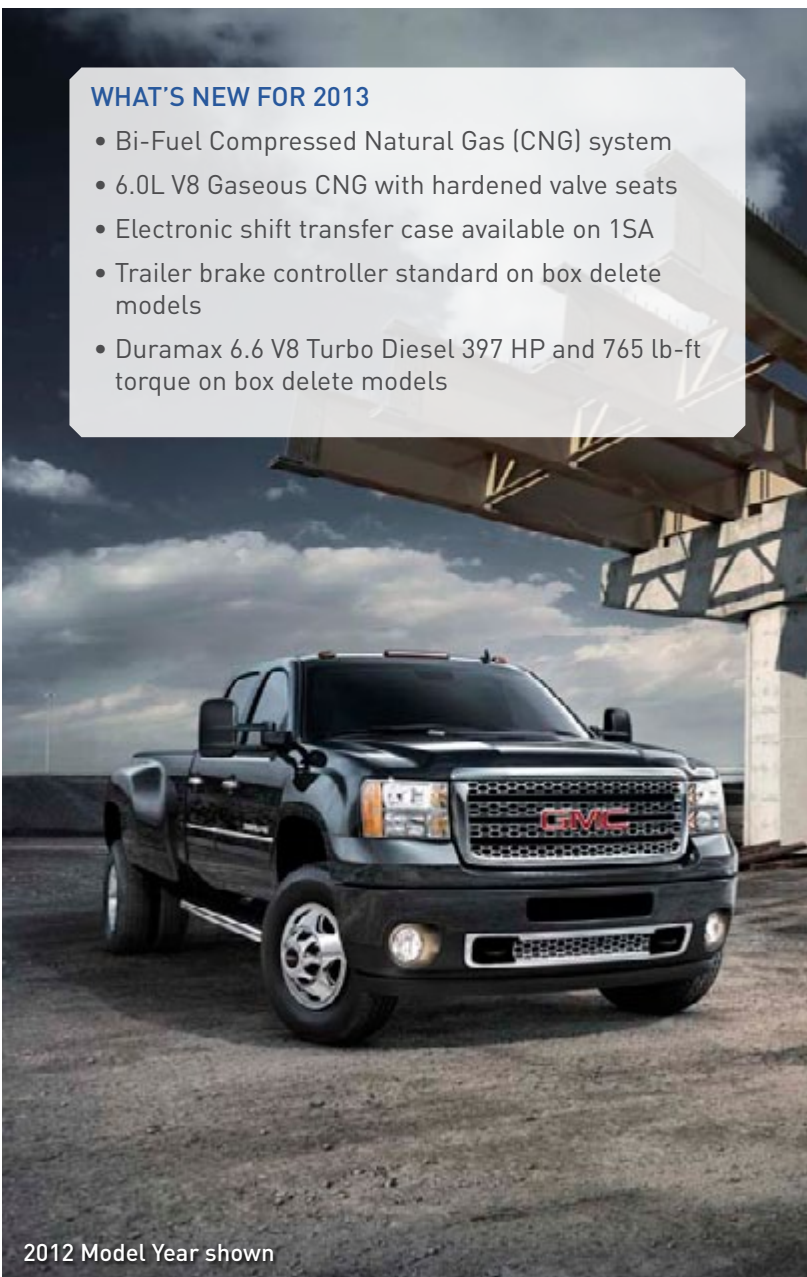
- Vortec 6.0L V8 with 360 horsepower and E85 FlexFuel[®] capability on pickup models
- 6.0L V8 SFI Gaseous CNG (Compressed Natural Gas), with hardened valve seats (late availability)
- Duramax 6.6L Turbo Diesel V8 with 397 horsepower, 765 lb.-ft. of torque; B20-Diesel compatible

MECHANICAL

- 6-speed automatic transmission
- 4-wheel disc antilock brake system
- Independent front and multileaf rear suspension
- Heavy-duty battery with rundown protection and retained accessory power
- External auxiliary transmission oil cooler
- External engine oil cooler

EXTERIOR

- Intermittent windshield wipers
- Foldaway rearview mirrors
- All-season or all-terrain tires
- 8-lug steel wheels with center caps
- Front frame-mounted recovery hooks
- Front and rear chrome bumpers
- Dual halogen headlamps
- Dual cargo area lamps
- Spare tire lock



2012 Model Year shown



2012 Model Year shown

EFFICIENT FEATURES

- E85 FlexFuel[®] capability on pickup models
- Available Turbo Diesel that is B20-Diesel compatible
- Standard 6-speed automatic transmission

SELECT OPTIONAL FEATURES

Options are available on certain models only. See your Ordering Guide for details.

- Side-impact and head curtain side-impact air bags*
- Seating options: power, buckets, leather seating surfaces, heated
- Power adjustable pedals
- Power rear sliding window
- Audio options: 6-disc CD changer, navigation⁸ system, Bose[®] system, DVD entertainment system, MP3 player, USB port,¹² SiriusXM[®] Radio² with 3-month trial
- OnStar[®] 6-month Directions & Connections Plan¹ with Turn-by-Turn Navigation
- NavTraffic²
- Bluetooth[®] wireless technology for select phones¹¹
- Rearview camera system
- Allison 1000 6-speed automatic transmission (with Duramax)
- Z71 Suspension
- Electronic shift 4WD
- Automatic locking rear differential
- Trailing packages
- Outside mirror options: camper, power, heated, curb-tilt
- Remote Vehicle Starter System

- EZ-Lift Tailgate Package
- Ultrasonic Rear Parking Assist
- Skid Plate Package
- Snow Plow Prep Package
- Pickup Box Delete

* Always use safety belts and the correct child restraint for your child's age and size, even in vehicles equipped with air bags. Even in vehicles equipped with Passenger Sensing System, children are safer when properly secured in a rear seat in an appropriate infant, child or booster seat. Never place a rear-facing infant restraint in the front seat of any vehicle equipped with an active frontal air bag. See your vehicle Owner Manual and child safety seat instructions for more information.

** Tire Pressure Monitoring System does not apply to spare tire.

AVAILABLE EXTERIOR COLORS¹⁰



SPECIFICATIONS

Model	Box Length (feet)	Model Number/ Drivetrain	Wheelbase (inches)	GVWR ⁴ (pounds)	Maximum Payload ⁵ (pounds)	Maximum Trailer Weight ⁶ (pounds)	Seating
Regular Cab	8.0	TC20903/RWD	133.7	10000	4260	9800	3
	8.0	TK20903/4WD	133.7	9900	3544	14000	3
(SRW/DRW)	8.0	TC30903/RWD	133.7	10400/13400	4634/7222	14200/14200	3
(SRW/DRW)	8.0	TK30903/4WD	133.7	11400/13400	4587/6876	17000/23100	3
Extended Cab	6.5	TC20753/RWD	144.2	10000	3493	13900	6
	6.5	TK20753/4WD	144.2	10000	3198	13200	6
	8.0	TC20953/RWD	158.2	10000	3387	13800	6
	8.0	TK20953/4WD	158.2	10000	3091	13000	6
(SRW/DRW)	8.0	TC30953/RWD	158.2	11200/13025	4424/6349	16800/22900	6
(SRW/DRW)	8.0	TK30953/4WD	158.2	11600/13025	4443/6068	16500/22600	6
Crew Cab	6.5	TC20743/RWD	153.7	10000	3381	13800	6
	6.5	TK20743/4WD	153.7	10000	3069	13000	6
	8.0	TC20943/RWD	167.7	10000	3259	13500	6
	8.0	TK20943/4WD	167.7	10000	3319	13400	6
(SRW)	6.5	TC30743/RWD	153.7	11100	4182	16800	6
(SRW)	6.5	TK30743/4WD	153.7	11500	4188	16500	6
(SRW/DRW)	8.0	TC30943/RWD	167.7	11400/13025	4321/6245	16700/22800	6
(SRW/DRW)	8.0	TK30943/4WD	167.7	11600/13025	4291/5786	16400/22500	6



AVAILABLE EXTERIOR COLORS¹⁰

- 66U Sonoma Red Metallic (new)
- 16U Steel Gray Metallic
- 41U Onyx Black
- 50U Summit White
- 98U White Diamond Tintcoat⁷

EFFICIENT FEATURES

- Standard E85 FlexFuel⁹ capability
- Available Turbo Diesel that is B20-Diesel compatible
- Standard 6-speed automatic transmission

2012 Model Year shown

SELECT STANDARD FEATURES

Features based on Sierra 1500 Denali unless otherwise noted.

SAFETY AND SECURITY

- Frontal, side-impact and head curtain side-impact air bags* with rollover sensor
- Daytime Running Lamps with automatic lamp control
- StabiliTrak[®] stability enhancement system
- OnStar[®] 6-month Directions & Connections Plan¹ with Turn-by-Turn Navigation
- Tire Pressure Monitoring System** (1500/2500HD)

INTERIOR

- Full-feature leather-appointed front bucket seats, console
- Heated and cooled front seats
- Heated steering wheel
- Power adjustable pedals
- Bluetooth[®] wireless technology for select phones¹¹
- Compass, outside temperature
- AM/FM stereo with MP3/6-disc CD player, USB port,¹² Bose[®] system, SiriusXM[®] Radio² with 3-month trial, steering wheel controls
- Driver Information Center
- Remote Vehicle Starter System
- Dual-zone automatic climate control
- Cruise control

ENGINE AVAILABILITY

- Vortec 6.2L V8 with 403 horsepower, 417 lb.-ft. of torque and E85 FlexFuel⁹ capability (1500 only)
- Vortec 6.0L V8 with 360 horsepower and E85 FlexFuel⁹ capability (2500HD/3500HD)
- Duramax 6.6L Turbo Diesel V8 with 397 horsepower, 765 lb.-ft. of torque; B20-Diesel compatible (2500HD/3500HD)

MECHANICAL

- 6-speed automatic transmission with Tow/Haul mode
- 2WD, automatic AWD or 4WD system
- 4-wheel disc antilock brake system
- Locking rear differential
- Heavy-duty trailering equipment

EXTERIOR

- Heated, power-fold rearview mirrors with turn signals, ground illumination, curb-tilt
- P275/55R20 all-season tires
- Chrome aluminum wheels
- Ultrasonic Rear Parking Assist
- EZ-Lift Tailgate Package

SELECT OPTIONAL FEATURES

Options are available on certain models only. See your Ordering Guide for details.

- Audio options: navigation⁸ system, rear seat DVD entertainment system, CD/DVD player
- NavTraffic²
- Rear Vision camera system
- Power sunroof
- Power sliding rear window
- High Idle Switch (2500HD/3500HD)
- Allison 1000 6-speed automatic transmission (with Duramax)

* Always use safety belts and the correct child restraint for your child's age and size, even in vehicles equipped with air bags. Even in vehicles equipped with Passenger Sensing System, children are safer when properly secured in a rear seat in an appropriate infant, child or booster seat. Never place a rear-facing infant restraint in the front seat of any vehicle equipped with an active frontal air bag. See your vehicle Owner Manual and child safety seat instructions for more information.
 ** Tire Pressure Monitoring System does not apply to spare tire.

SPECIFICATIONS

Model	Box Length (feet)	Model Number/ Drivetrain	Wheelbase (inches)	GVWR ⁴ (pounds)	Maximum Payload ⁵ (pounds)	Maximum Trailer Weight ⁶ (pounds)	Seating
Crew Cab	5.7	TC10543/RWD	143.5	6800	1590	9300	5
	5.7	TK10543/AWD	143.5	7000	1624	9200	5
	6.5	TC20743/RWD	153.7	10000	3220	13300	5
	6.5	TK20743/4WD	153.7	10000	2907	11800	5
(SRW)	6.5	TC30743/RWD	153.7	11100	4101	16500	5
(SRW)	6.5	TK30743/4WD	153.7	11500	4102	16400	5
(DRW)	8.0	TC30943/RWD	167.7	13025	6144	22700	5
(DRW)	8.0	TK30943/4WD	167.7	13025	5786	22400	5



WHAT'S NEW FOR 2013

- Duramax 6.6L V8 Turbo Diesel 397 HP and 765 lb-ft torque
- Electronic shift transfer case (available on 1WT)
- Trailer brake controller (standard on chassis cab)

AVAILABLE EXTERIOR COLORS¹⁰

66U Deep Ruby Metallic (new)	41U Black	74U Victory Red
GTS Blue Topaz Metallic (new)	46U Blue Granite Metallic	GAN Silver Ice Metallic
16U Graystone Metallic	50U Summit White	GHA Mocha Steel Metallic

SELECT STANDARD FEATURES

Features based on 1WT unless otherwise noted.

SAFETY AND SECURITY

- Frontal air bags* with passenger side deactivation switch
- Daytime Running Lamps and automatic lamp control

INTERIOR

- Reclining front 40/20/40 split-bench seat
- Rear 60/40 split-bench fold-up seat (Crew Cab)
- Driver Information Center
- Air conditioning
- 2 power outlets
- Tilt-wheel adjustable steering column
- Cruise control
- AM/FM stereo with digital clock

ENGINE AVAILABILITY

- Vortec 6.0L V8 with 322 horsepower and 380 lb.-ft. of torque
- Duramax 6.6L Turbo Diesel V8 engine, B20-Diesel compatible with 397 hp and 765 lb-ft torque

MECHANICAL

- 6-speed automatic transmission
- 4-wheel disc antilock brake system
- Independent front and multileaf rear suspension
- Integrated trailer brake controller
- Heavy-duty battery with rundown protection and retained accessory power
- External auxiliary transmission oil cooler
- External engine oil cooler

EXTERIOR

- Intermittent windshield wipers
- Foldaway camper-style rearview mirrors
- LT235/80R17E highway tires
- 8-lug steel wheels with center caps
- Front frame-mounted recovery hooks
- Front chrome bumper
- Dual halogen headlamps
- Smoked amber roof lamps

SELECT OPTIONAL FEATURES

Options are available on certain models only. See your Ordering Guide for details.

- Seating options: power, buckets, cloth seating surfaces, leather seating surfaces
- Power adjustable pedals
- Power rear sliding window
- Audio options: CD/MP3 player, SiriusXM® Radio² with 3-month trial, USB port,¹² Bose® system
- OnStar® 6-month Directions & Connections Plan¹ with Turn-by-Turn Navigation
- Bluetooth® wireless technology for select phones¹¹
- Allison 1000 6-speed automatic transmission (with available Duramax)
- Electronic shift 4WD with rotary controls
- Automatic locking rear differential
- Exhaust brake (with available Duramax)
- Power Take Off
- Single front or rear fuel tanks
- Outside mirror options: power, heated
- Remote Keyless Entry
- Remote Vehicle Starter System
- Skid Plate Package
- Snow Plow Prep Package
- Ambulance Package

* Always use safety belts and the correct child restraint for your child's age and size, even in vehicles equipped with air bags. Even in vehicles equipped with Passenger Sensing System, children are safer when properly secured in a rear seat in an appropriate infant, child or booster seat. Never place a rear-facing infant restraint in the front seat of any vehicle equipped with an active frontal air bag. See your vehicle Owner Manual and child safety seat instructions for more information.

Equipment from independent suppliers is not covered by the GM New Vehicle Limited Warranty. GM is not responsible for the safety or quality of independent supplier alterations.

EFFICIENT FEATURES

- Available Turbo Diesel that is B20-Diesel compatible
- Standard 6-speed automatic transmission

SPECIFICATIONS

Model	Drivetrain	Model Number	Wheelbase (inches)	Maximum GVWR ⁴ (pounds)	Maximum Payload ⁵ (pounds)	Maximum Trailer Weight ⁶ (pounds)	Seating
Regular Cab	RWD	CC31003	137.5	13200	7499	NA	3
	4WD	CK31003	137.5	13200	7066	NA	3
	RWD	CC31403	162.0	13200	7294	NA	3
	4WD	CK31403	162.0	13200	6954	NA	3
Crew Cab	RWD	CC31043	171.5	13200	6791	NA	6
	4WD	CK31043	171.5	13200	6443	NA	6



2012 Model Year shown

WHAT'S NEW FOR 2013

- Duramax 6.6L V8 Turbo Diesel 397 HP and 765 lb-ft torque
- Electronic shift transfer case (available on 1SA)
- Trailer brake controller (standard on chassis cab)

AVAILABLE EXTERIOR COLORS¹⁰

	66U Sonoma Red Metallic (new)		41U Onyx Black		74U Fire Red
	GTS Heritage Blue Metallic (new)		46U Stealth Gray Metallic		GAN Quicksilver Metallic
	16U Steel Gray Metallic		50U Summit White		GHA Mocha Steel Metallic

SELECT STANDARD FEATURES

Features based on 1SA unless otherwise noted.

SAFETY AND SECURITY

- Frontal air bags* with passenger side deactivation switch
- Daytime Running Lamps and automatic lamp control

INTERIOR

- Reclining front 40/20/40 split-bench seat
- Rear 60/40 split-bench fold-up seat (Crew Cab)
- Driver Information Center
- Air conditioning
- 2 power outlets
- Tilt-wheel adjustable steering column
- Cruise control
- Front passenger assist handle
- AM/FM stereo with digital clock

ENGINE AVAILABILITY

- Vortec 6.0L V8 with 322 horsepower and 380 lb.-ft. of torque
- Duramax 6.6L Turbo Diesel V8 engine, B20-Diesel compatible with 397 hp and 765 lb-ft torque (available)

MECHANICAL

- 6-speed automatic transmission
- 4-wheel disc antilock brake system
- Independent front and multileaf rear suspension
- Heavy-duty battery with rundown protection and retained accessory power
- External auxiliary transmission oil cooler
- Integrated trailer brake controller
- External engine oil cooler

EXTERIOR

- Intermittent windshield wipers
- Foldaway camper-style rearview mirrors
- LT235/80R17E all-season highway tires
- 8-lug steel wheels with center caps
- Front frame-mounted recovery hooks
- Front chrome bumper
- Dual halogen headlamps
- Smoked amber roof lamps

SELECT OPTIONAL FEATURES

Options are available on certain models only. See your Ordering Guide for details.

- Seating options: power, buckets, cloth seating surfaces, leather seating surfaces
- Power adjustable pedals
- Power rear sliding window
- Audio options: CD/MP3 player, SiriusXM® Radio² with 3-month trial, USB port,¹² Bose® system
- OnStar® 6-month Directions & Connections Plan¹ with Turn-by-Turn Navigation
- Bluetooth® wireless technology for select phones¹¹
- Allison 1000 6-speed automatic transmission (with available Duramax)
- Electronic shift 4WD with rotary dial controls
- Automatic locking rear differential
- Exhaust brake (with available Duramax)
- Power Take Off
- Single front or rear fuel tanks
- Outside mirror options: camper, power, heated
- Remote Keyless Entry
- Remote Vehicle Starter System
- Skid Plate Package
- Snow Plow Prep Package
- Ambulance Package

* Always use safety belts and the correct child restraint for your child's age and size, even in vehicles equipped with air bags. Even in vehicles equipped with Passenger Sensing System, children are safer when properly secured in a rear seat in an appropriate infant, child or booster seat. Never place a rear-facing infant restraint in the front seat of any vehicle equipped with an active frontal air bag. See your vehicle Owner Manual and child safety seat instructions for more information.

Equipment from independent suppliers is not covered by the GM New Vehicle Limited Warranty. GM is not responsible for the safety or quality of independent supplier alterations.

EFFICIENT FEATURES

- Available Turbo Diesel that is B20-Diesel compatible
- Standard 6-speed automatic transmission

SPECIFICATIONS

Model	Drivetrain	Model Number	Wheelbase (inches)	Maximum GVWR ⁴ (pounds)	Maximum Payload ⁵ (pounds)	Maximum Trailer Weight ⁶ (pounds)	Seating
Regular Cab	RWD	TC31003	137.5	13200	7499	NA	3
	4WD	TK31003	137.5	13200	7066	NA	3
	RWD	TC31403	162.0	13200	7294	NA	3
	4WD	TK31403	162.0	13200	6954	NA	3
Crew Cab	RWD	TC31043	171.5	13200	6791	NA	6
	4WD	TK31043	171.5	13200	6443	NA	6


WHAT'S NEW FOR 2013

- Audio system with navigation⁸
- Rear vision camera
- Rear park assist

AVAILABLE EXTERIOR COLORS¹⁰

SELECT STANDARD FEATURES

Features based on 1LS model unless otherwise noted.

SAFETY AND SECURITY

- Frontal air bags* with Passenger Sensing System* (deactivation switch only on 2500 and 3500)
- Head curtain side-impact air bags* (first 3 rows)
- Enhanced technology glass for 4th and 5th rows (12- and 15-passenger seating)
- StabiliTrak[®] stability enhancement system
- OnStar[®] 6-month Directions & Connections Plan¹ with Turn-by-Turn Navigation (fleet delete available)
- PASS-Key III theft-deterrent system
- Daytime Running Lamps with automatic headlamps
- Tire Pressure Monitoring System**

INTERIOR

- Front high-back, reclining bucket seats
- 8-passenger seating (1500)
- 12-passenger seating (2500/3500)
- Console with storage, 3 cupholders, 2 power outlets
- Full-length black rubberized-vinyl floor covering
- Air conditioning

MECHANICAL

- Vortec 5.3L FlexFuel[®] V8 with 310 hp and 334 lb.-ft. torque (1500)
- Vortec 4.8L FlexFuel[®] V8 with 280 hp and 295 lb.-ft. torque (2500/3500)
- Oil Life Monitoring System
- 4-speed automatic transmission with Tow/Haul mode (1500)
- 6-speed automatic transmission with Tow/Haul mode (2500/3500)
- Independent front suspension
- 4-wheel disc antilock brake system
- Power steering
- Battery with rundown protection and retained accessory power

EXTERIOR

- Halogen headlamps
- Intermittent front windshield wipers
- Swing-out 60/40 passenger-side door
- Swing-out rear doors
- Manual rearview mirrors
- Stainless steel exhaust system

SELECT OPTIONAL FEATURES

Options are available on certain models only. See your Ordering Guide for details.

- Seating options: driver and front passenger power adjustment, cloth seats, 15-passenger seating
- Cruise control
- Compass and outside temperature display
- Power windows and door locks
- Rear air conditioning/heater
- Full floor color-keyed carpeting
- Audio options: navigation⁸, CD player, CD/MP3 player, USB port,¹² SiriusXM[®] Radio,² steering wheel controls

- Bluetooth[®] wireless technology for select phones¹¹
- Vortec 6.0L FlexFuel[®] V8 with 324 hp and 373 lb.-ft. torque
- Duramax 6.6L V8 Turbo Diesel with 260 hp, 525 lb.-ft. torque and B20 Diesel compatibility
- Automatic locking rear differential
- Trailering equipment
- Sliding passenger-side door
- Remote Keyless Entry
- Outside heated, power, folding mirrors with turn signals
- Remote Vehicle Starter System includes Remote Keyless Entry, two transmitters with remote panic buttons
- Rear vision camera
- Rear park assist

* Always use safety belts and the correct child restraint for your child's age and size, even in vehicles equipped with air bags. Even in vehicles equipped with Passenger Sensing System, children are safer when properly secured in a rear seat in an appropriate infant, child or booster seat. Never place a rear-facing infant restraint in the front seat of any vehicle equipped with an active frontal air bag. See your vehicle Owner Manual and child safety seat instructions for more information.

** Tire Pressure Monitoring System does not apply to spare tire.

Equipment from independent suppliers is not covered by the GM New Vehicle Limited Warranty. GM is not responsible for the safety or quality of independent supplier alterations.

EFFICIENT FEATURES

- Standard E85 FlexFuel[®] capability
- Available 6-speed automatic transmission
- Available Duramax 6.6L Turbo Diesel with B20-Diesel compatibility

MODEL AVAILABILITY

	Regular Wheelbase	Extended Wheelbase
G1500 RWD	CG13406	-
G1500 AWD	CH13406	-
G2500 RWD	CG23406	-
G3500 RWD	CG33406	CG33706

SPECIFICATIONS

(inches unless otherwise stated)	Regular Wheelbase	Extended Wheelbase
Wheelbase	135.0	155.0
Length	224.1	244.1
Width	79.2	79.2
Height (1500/2500)	83.7/81.5	82.8
Seating (maximum)	2/3/3/4	2/3/3/4
Head room	39.8/38.4/38.5/37.6	39.8/38.4/38.5/37.6/37.6
Shoulder room	68.8/68.6/65.8/69.1	68.8/68.6/65.8/69.1/62.9
Leg room	41.3/36.3/36.6/36.6	41.3/36.3/36.6/36.6/34.1
Max. cargo vol. ³ (cubic feet with seats removed)	216.2	252.8
Approx. fuel capacity (gallons)	31	31



WHAT'S NEW FOR 2013

- Audio system with navigation⁸
- Rear vision camera
- Rear park assist

AVAILABLE EXTERIOR COLORS¹⁰

15U Sand Beige Metallic ⁷	41U Onyx Black	74U Fire Red
16U Steel Gray Metallic ⁷	47U Polo Green Metallic ⁷	86U Wheatland Yellow
25U Deep Blue Metallic ⁷	50U Summit White	GGZ Pure Silver Metallic

SELECT STANDARD FEATURES

Features based on 1LS model unless otherwise noted.

SAFETY AND SECURITY

- Frontal air bags* with Passenger Sensing System* (deactivation switch only on 2500 and 3500)
- Head curtain side-impact air bags* (first 3 rows)
- Enhanced technology glass for 4th and 5th rows (12- and 15-passenger seating)
- StabiliTrak[®] stability enhancement system
- OnStar[®] 6-month Directions & Connections Plan¹ with Turn-by-Turn Navigation (fleet delete available)
- PASS-Key III theft-deterrent system
- Daytime Running Lamps with automatic headlamps
- Tire Pressure Monitoring System**

INTERIOR

- Front high-back, reclining bucket seats
- 8-passenger seating (1500)
- 12-passenger seating (2500/3500)
- Console with storage, 3 cupholders, 2 power outlets
- Full-length black rubberized-vinyl floor covering
- Air conditioning

MECHANICAL

- Vortec 5.3L FlexFuel[®] V8 with 310 hp and 334 lb.-ft. torque (1500)
- Vortec 4.8L FlexFuel[®] V8 with 280 hp and 295 lb.-ft. torque (2500/3500)
- Oil Life Monitoring System
- 4-speed automatic transmission with Tow/Haul mode (1500)
- 6-speed automatic transmission with Tow/Haul mode (2500/3500)
- Independent front suspension
- 4-wheel disc antilock brake system
- Power steering
- Battery with rundown protection and retained accessory power

EXTERIOR

- Halogen headlamps
- Intermittent front windshield wipers
- Swing-out 60/40 passenger-side door
- Swing-out rear doors
- Manual rearview mirrors
- Stainless steel exhaust system

SELECT OPTIONAL FEATURES

Options are available on certain models only. See your Ordering Guide for details.

- Seating options: driver and front passenger power adjustment, cloth seats, 15-passenger seating
- Cruise control
- Compass and outside temperature display
- Power windows and door locks
- Rear air conditioning/heater
- Full floor color-keyed carpeting
- Audio options: navigation⁸, CD player, CD/MP3 player, USB port,¹² SiriusXM[®] Radio,² steering wheel controls

- Bluetooth[®] wireless technology for select phones¹¹
- Vortec 6.0L FlexFuel[®] V8 with 324 hp and 373 lb.-ft. torque
- Duramax 6.6L V8 Turbo Diesel with 260 hp, 525 lb.-ft. torque and B20 Diesel compatibility
- Automatic locking rear differential
- Trailing equipment
- Sliding passenger-side door
- Remote Keyless Entry
- Outside heated, power, folding mirrors with turn signals
- Remote Vehicle Starter System includes Remote Keyless Entry, two transmitters with remote panic buttons
- Rear vision camera
- Rear park assist

* Always use safety belts and the correct child restraint for your child's age and size, even in vehicles equipped with air bags. Even in vehicles equipped with Passenger Sensing System, children are safer when properly secured in a rear seat in an appropriate infant, child or booster seat. Never place a rear-facing infant restraint in the front seat of any vehicle equipped with an active frontal air bag. See your vehicle Owner Manual and child safety seat instructions for more information.

** Tire Pressure Monitoring System does not apply to spare tire.

Equipment from independent suppliers is not covered by the GM New Vehicle Limited Warranty. GM is not responsible for the safety or quality of independent supplier alterations.

EFFICIENT FEATURES

- Standard E85 FlexFuel[®] capability
- Available 6-speed automatic transmission
- Available Duramax 6.6L Turbo Diesel with B20-Diesel compatibility

MODEL AVAILABILITY

	Regular Wheelbase	Extended Wheelbase
G1500 RWD	TG13406	-
G1500 AWD	TH13406	-
G2500 RWD	TG23406	-
G3500 RWD	TG33406	TG33706

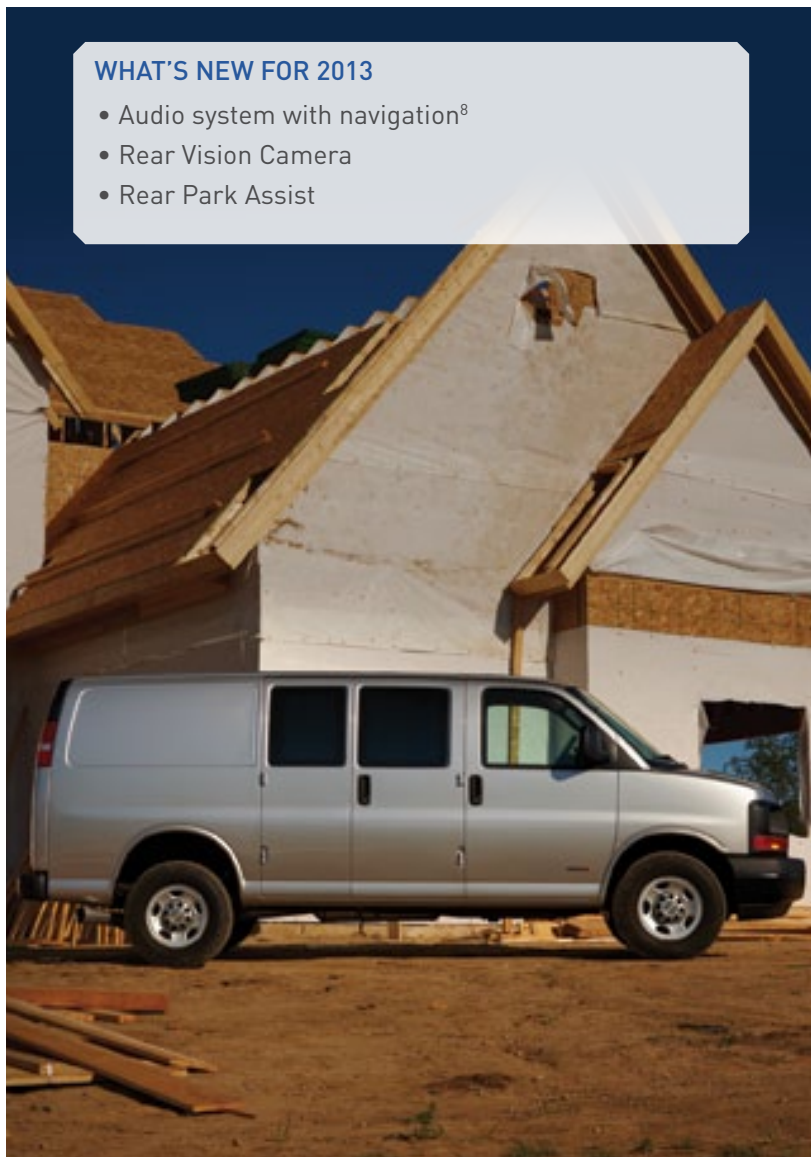
SPECIFICATIONS

(inches unless otherwise stated)	Regular Wheelbase	Extended Wheelbase
Wheelbase	135.0	155.0
Length	224.1	244.1
Width	79.2	79.2
Height(1500/2500)	83.7/81.5	82.8
Seating (maximum)	2/3/3/4	2/3/3/3/4
Head room	39.8/38.4/38.5/37.6	39.8/38.4/38.5/37.6/37.6
Shoulder room	68.8/68.6/65.8/69.1	68.8/68.6/65.8/69.1/62.9
Leg room	41.3/36.3/36.6/36.6	41.3/36.3/36.6/36.6/34.1
Max. cargo vol. ³ (cubic feet with seats removed)	216.1	252.8
Approx. fuel capacity (gallons)	31	31



WHAT'S NEW FOR 2013

- Audio system with navigation⁸
- Rear Vision Camera
- Rear Park Assist



SELECT STANDARD FEATURES

Features based on 1WT model unless otherwise noted.

SAFETY AND SECURITY

- Frontal air bags* with passenger-side deactivation switch (2500 and 3500 models only)
- PASS-Key III theft-deterrent system
- Daytime Running Lamps with automatic headlamps
- Tire Pressure Monitoring System**

INTERIOR

- Front high-back, reclining bucket seats
- Console with storage, 3 cupholders, 2 power outlets
- Front passenger assist handle
- Full-length black rubberized-vinyl floor covering
- Protective inner door panels

MECHANICAL

- Vortec 4.3L V6 with 195 hp and 260 lb.-ft. torque (1500 RWD model)
- Vortec 4.8L FlexFuel⁹ V8 with 280 hp and 295 lb.-ft. torque (2500 and 3500 models)
- Vortec 5.3L FlexFuel⁹ V8 with 310 hp and 334 lb.-ft. torque (1500 AWD model)
- Oil Life Monitoring System
- 4-speed automatic transmission with Tow/Haul mode on the instrument panel (1500)
- 6-speed automatic transmission with Tow/Haul mode (2500/3500)
- Independent front suspension
- 4-wheel disc antilock brake system
- Battery with rundown protection and retained accessory power

EXTERIOR

- Halogen headlamps
- Intermittent front windshield wipers
- Swing-out 60/40 passenger-side door



EFFICIENT FEATURES

- Standard E85 FlexFuel[®] capability
- Available 6-speed automatic transmission
- Available Duramax 6.6L Turbo Diesel with B20 Diesel compatibility

- Swing-out rear doors
- Manual rearview mirrors
- P245/70R17 all-season tires (1500 model)
- Stainless steel exhaust system

SELECT OPTIONAL FEATURES

Options are available on certain models only. See your Ordering Guide for details.

- Head curtain side-impact air bags* for driver and front passenger
- Seating options: driver power adjustment, cloth seats
- Tilt adjustable steering column with cruise control
- Rear air conditioning/heater
- OnStar[®] 6-month Directions & Connections Plan¹ with Turn-by-Turn Navigation
- Audio: navigation⁸, AM/FM stereo, CD/MP3 player, USB port,¹² SiriusXM[®] Radio²
- Bluetooth[®] wireless technology for select phones¹¹
- Vortec 6.0L FlexFuel[®] V8 with 324 hp and 373 lb.-ft. torque
- Duramax 6.6L V8 Turbo Diesel with 260 hp, 525 lb.-ft. torque and B20-Diesel compatibility
- Dedicated Compressed Natural Gas (CNG) System
- Rear locking differential
- Trailering equipment
- Swing-out 60/40 driver-side door
- Sliding passenger-side door
- Express Access remote release side panels, enhanced lighting
- Outside heated, power, folding mirrors with turn signals
- Remote Vehicle Starter System
- Ambulance Package
- Hotel Shuttle Package
- Rear Vision Camera
- Rear Park Assist

* Always use safety belts and the correct child restraint for your child's age and size, even in vehicles equipped with air bags. Even in vehicles equipped with Passenger Sensing System, children are safer when properly secured in a rear seat in an appropriate infant, child or booster seat. Never place a

rear-facing infant restraint in the front seat of any vehicle equipped with an active frontal air bag. See your vehicle Owner Manual and child safety seat instructions for more information.

** Tire Pressure Monitoring System does not apply to spare tire.

Equipment from independent suppliers is not covered by the GM New Vehicle Limited Warranty. GM is not responsible for the safety or quality of independent supplier alterations.

AVAILABLE EXTERIOR COLORS¹⁰



MODEL AVAILABILITY

	Regular Wheelbase	Extended Wheelbase
G1500 RWD	CG13405	-
G1500 AWD	CH13405	-
G2500 RWD	CG23405	CG23705
G3500 RWD	CG33405	CG33705

SPECIFICATIONS

(inches unless otherwise stated)	Regular Wheelbase	Extended Wheelbase
Wheelbase	135.0	155.0
Length	224.1	244.1
Width	79.2	79.2
Height	83.7	82.8
Seating	2	2
Head room	39.8	39.8
Shoulder room	68.8	68.8
Leg room	41.3	41.3
Max. cargo vol. ³ (cubic feet with seats removed)	270.4	313.9
Approx. fuel capacity (gallons)	31	31
Max. towing capacity ⁶ (pounds)	10000	10000



WHAT'S NEW FOR 2013

- Audio system with navigation⁸
- Rear Vision Camera
- Rear Park Assist



SELECT STANDARD FEATURES

Features based on 1WT model unless otherwise noted.

SAFETY AND SECURITY

- Frontal air bags* with passenger-side deactivation switch (2500 and 3500 models only)
- PASS-Key III theft-deterrent system
- Daytime Running Lamps with automatic headlamps
- Tire Pressure Monitoring System**

INTERIOR

- Front high-back, reclining bucket seats
- Console with storage, 3 cupholders, 2 power outlets
- Front passenger assist handle
- Full-length black rubberized-vinyl floor covering
- Protective inner door panels

MECHANICAL

- Vortec 4.3L V6 with 195 hp and 260 lb.-ft. torque (1500 RWD model)
- Vortec 4.8L FlexFuel⁹ V8 with 280 hp and 295 lb.-ft. torque (2500 and 3500 models)
- Vortec 5.3L FlexFuel⁹ V8 with 310 hp and 334 lb.-ft. torque (1500 AWD model)
- Oil Life Monitoring System
- 4-speed automatic transmission with Tow/Haul mode on the instrument panel (1500)
- 6-speed automatic transmission with Tow/Haul mode (2500/3500)
- Independent front suspension
- 4-wheel disc antilock brake system
- Battery with rundown protection and retained accessory power

EXTERIOR

- Halogen headlamps
- Intermittent front windshield wipers
- Swing-out 60/40 passenger-side door



EFFICIENT FEATURES

- ▶ Standard E85 FlexFuel[®] capability
- ▶ Available 6-speed automatic transmission
- ▶ Available Duramax 6.6L Turbo Diesel with B20 Diesel compatibility

- Swing-out rear doors
- Manual rearview mirrors
- P245/70R17 all-season tires (1500 model)
- Stainless steel exhaust system

SELECT OPTIONAL FEATURES

Options are available on certain models only. See your Ordering Guide for details.

- Head curtain side-impact air bags* for driver and front passenger
- Seating options: driver power adjustment, cloth seats
- Tilt adjustable steering column with cruise control
- Rear air conditioning/heater
- OnStar[®] 6-month Directions & Connections Plan¹ with Turn-by-Turn Navigation
- Audio: navigation⁸, AM/FM stereo, CD/MP3 player, USB port,¹² SiriusXM[®] Radio²
- Bluetooth[®] wireless technology for select phones¹¹
- Vortec 6.0L FlexFuel[®] V8 with 324 hp and 373 lb.-ft. torque
- Duramax 6.6L V8 Turbo Diesel with 260 hp, 525 lb.-ft. torque and B20-Diesel compatibility
- Dedicated Compressed Natural Gas (CNG) System
- Rear locking differential
- Trailering equipment
- Swing-out 60/40 driver-side door
- Sliding passenger-side door
- Express Access remote release side panels, enhanced lighting
- Outside heated, power, folding mirrors with turn signals
- Remote Vehicle Starter System
- Ambulance Prep Package
- Hotel Shuttle Package
- Rear Vision Camera
- Rear Park Assist

* Always use safety belts and the correct child restraint for your child's age and size, even in vehicles equipped with air bags. Even in vehicles equipped with Passenger Sensing System, children are safer when properly secured in a rear seat in an appropriate infant, child or booster seat. Never place a

rear-facing infant restraint in the front seat of any vehicle equipped with an active frontal air bag. See your vehicle Owner Manual and child safety seat instructions for more information.

** Tire Pressure Monitoring System does not apply to spare tire.

Equipment from independent suppliers is not covered by the GM New Vehicle Limited Warranty. GM is not responsible for the safety or quality of independent supplier alterations.

AVAILABLE EXTERIOR COLORS¹⁰



MODEL AVAILABILITY

	Regular Wheelbase	Extended Wheelbase
G1500 RWD	TG13405	-
G1500 AWD	TH13405	-
G2500 RWD	TG23405	TG23705
G3500 RWD	TG33405	TG33705

SPECIFICATIONS

(inches unless otherwise stated)	Regular Wheelbase	Extended Wheelbase
Wheelbase	135.0	155.0
Length	224.1	244.1
Width	79.2	79.2
Height	83.7	82.8
Seating	2	2
Head room	39.8	39.8
Shoulder room	68.8	68.8
Leg room	41.3	41.3
Max. cargo vol. ³ (cubic feet with seats removed)	270.4	313.9
Approx. fuel capacity (gallons)	31	31
Max. towing capacity ⁶ (pounds)	10000	10000



WHAT'S NEW FOR 2013

- Audio system with navigation⁸
- 10,050 GVWR
- 10,100 GVWR
- Rear vision camera

AVAILABLE EXTERIOR COLORS¹⁰



SELECT STANDARD FEATURES

Features based on 1WT unless otherwise noted.

SAFETY AND SECURITY

- Frontal air bags* with passenger-side deactivation switch
- PASS-Key III theft-deterrent system
- Daytime Running Lamps
- Tire Pressure Monitoring System**

INTERIOR

- Front high-back, reclining bucket seats
- Console with storage, 3 cupholders, 2 power outlets
- Front passenger assist handle
- Driver Information Center
- Air conditioning (delete available)
- Side window defoggers
- Black rubberized-vinyl floor covering

MECHANICAL

- Vortec 4.8L V8 with 280 hp and 295 lb.-ft. torque (139-inch wheelbase) (159-inch wheelbase)
- Vortec 6.0L V8 with 324 hp and 373 lb.-ft. torque and FlexFuel⁹ capability (177-inch wheelbase)
- Oil Life Monitoring System
- 6-speed automatic transmission with Tow/Haul mode on the instrument panel
- Independent front suspension
- Multileaf rear suspension
- Ladder-type frame
- 4-wheel disc antilock brake system
- Power steering
- Battery with rundown protection and retained accessory power

EXTERIOR

- Halogen headlamps
- Intermittent front windshield wipers
- LT245/75R16 all-season tires / LT225/TSR16 all-season tires
- Stainless steel exhaust system

SELECT OPTIONAL FEATURES

Options are available on certain models only. See your Ordering Guide for details.

- Cloth seats
- Cruise control
- Tilt adjustable steering column
- Power windows and door locks
- Remote Keyless Entry
- Remote Vehicle Starter System includes Remote Keyless Entry, two transmitters that have a remote panic button
- Audio: AM/FM stereo, navigation⁸, CD player, CD/MP3 player, USB port¹²

- OnStar[®] 6-month Directions & Connections Plan¹ with Turn-by-Turn Navigation
- Duramax 6.6L V8 Turbo Diesel with 260 hp, 525 lb.-ft. torque and B20-Diesel compatibility
- 57-gallon fuel tank (approx.)
- Rear locking differential
- High idle switch
- Packages include Ambulance, RV, School Bus and Shuttle Bus
- Outside heated, power, folding mirrors with turn signals with single rear wheel only

* Always use safety belts and the correct child restraint for your child's age and size, even in vehicles equipped with air bags. Even in vehicles equipped with Passenger Sensing System, children are safer when properly secured in a rear seat in an appropriate infant, child or booster seat. Never place a rear-facing infant restraint in the front seat of any vehicle equipped with an active frontal air bag. See your vehicle Owner Manual and child safety seat instructions for more information.

** Tire Pressure Monitoring is only available on 139" wheelbase models and does not apply to spare tire.

Equipment from independent suppliers is not covered by the GM New Vehicle Limited Warranty. GM is not responsible for the safety or quality of independent supplier alterations.

EFFICIENT FEATURES

- Standard 6-speed automatic transmission
- Available Duramax 6.6L Turbo Diesel with B20-Diesel compatibility

MODEL AVAILABILITY

	139-in. Wheelbase	159-in. Wheelbase	177-in. Wheelbase
139-in. Wheelbase	G33503	-	-
159-in. Wheelbase	-	G33803	-
177-in. Wheelbase	-	-	G33903

SPECIFICATIONS

(inches unless otherwise stated)	139-in. Wheelbase	159-in. Wheelbase	177-in. Wheelbase
Wheelbase	139.0	159.0	177.0
Length	246.7	266.7	284.8
Width	79.1	79.1	79.1
Height	82.9	82.9	82.9
Seating	2	2	2
Head room	40.2	40.2	40.2
Shoulder room	68.8	68.8	68.8
Leg room	41.3	41.3	41.3
Approx. fuel capacity standard (gallons)	33	33	33
GVWR ⁴ standard (pounds)	9900	10050	12300



WHAT'S NEW FOR 2013

- Rear vision camera
- Audio system with navigation⁸
- CG33903 - 14,200 GVWR

AVAILABLE EXTERIOR COLORS¹⁰

15U Sandstone Metallic ⁷	41U Black	74U Victory Red
16U Graystone Metallic ⁷	47U Dark Green Metallic ⁷	86U Wheatland Yellow
25U Dark Blue Metallic ⁷	50U Summit White	GGZ Sheer Silver Metallic ⁷

SELECT STANDARD FEATURES

Features based on 1WT unless otherwise noted.

SAFETY AND SECURITY

- Frontal air bags* with passenger-side deactivation switch
- PASS-Key III theft-deterrent system
- Daytime Running Lamps

INTERIOR

- Front high-back, reclining bucket seats
- Console with storage, 3 cupholders, 2 power outlets
- Front passenger assist handle
- Driver Information Center
- Air conditioning (delete available)
- Side window defoggers
- Black rubberized-vinyl floor covering

MECHANICAL

- Duramax 6.6L V8 Turbo Diesel with 260 hp, 525 lb.-ft. torque and B20 Diesel compatibility
- Vortec 6.0L V8 with 324 hp, 373 lb.-ft. torque and FlexFuel⁹ capability
- Oil Life Monitoring System
- Heavy-duty 6-speed automatic transmission with Tow/Haul mode
- High capacity radiator cooling
- Enhanced prop shaft
- Independent front suspension
- Multileaf rear suspension with upgraded rear spring hangar bolt attachment
- High capacity rear spring assembly
- Reinforced rear axle housing, gears and tubes
- Rear axle ratio: 3.73 (2SD) 4.10 (2WT)
- Parking brake assembly with thicker brake rotors
- Unique valving for shocks
- Ladder-type frame with assembly reinforcements added
- 4-wheel disc antilock brake system
- Power steering

EXTERIOR

- Additional spot welds and structural adhesive added
- Intermittent front windshield wipers
- LT225/75R16E all-season tires
- Stainless steel exhaust system

SELECT OPTIONAL FEATURES

Options are available on certain models only. See your Ordering Guide for details.

- Cloth seats
- Cruise control
- Tilt adjustable steering column
- Power windows and door locks
- Remote Keyless Entry

- Remote Vehicle Starter System includes Remote Keyless Entry, two transmitters with remote panic buttons
- Audio: AM/FM stereo, navigation⁸, CD player, CD/MP3 player, USB port¹²
- OnStar[®] 6-month Directions & Connections Plan¹ with Turn-by-Turn Navigation
- Rear vision camera
- Dedicated Liquefied Petroleum Gas (LPG) System
- High idle switch
- 57-gallon fuel tank (approx.)
- Ambulance Package (YF2)
- RV Package (YF1)
- School Bus Package (B3D)
- Shuttle Bus Package (ANC)

* Always use safety belts and the correct child restraint for your child's age and size, even in vehicles equipped with air bags. Even in vehicles equipped with Passenger Sensing System, children are safer when properly secured in a rear seat in an appropriate infant, child or booster seat. Never place a rear-facing infant restraint in the front seat of any vehicle equipped with an active frontal air bag. See your vehicle Owner Manual and child safety seat instructions for more information.

Equipment from independent suppliers is not covered by the GM New Vehicle Limited Warranty. GM is not responsible for the safety or quality of independent supplier alterations.

EFFICIENT FEATURES

- Standard 6-speed automatic transmission
- Duramax 6.6L Turbo Diesel with B20-Diesel compatibility

MODEL AVAILABILITY

	Express 4500
159-in. wheelbase with C7I	G33803
177-in. wheelbase with C7I	G33903

SPECIFICATIONS

(inches unless otherwise stated)	Express 4500
Wheelbase	159.0/177.0
Length	266.7/284.8
Width	79.1
Height	82.9
Seating	2
Head room	40.2
Shoulder room	68.8
Leg room	41.3
Approx. fuel capacity standard (gallons)	33
GVWR ⁴ standard (pounds)	14200



WHAT'S NEW FOR 2013

- Bluetooth® for phone¹¹
- Audio systems with navigation⁹; CD/MP3/DVD/USB¹²
- SiriusXM® Radio²
- Rear vision camera
- Leather-wrapped steering wheel
- Steering wheel mounted audio controls
- 10,050 GVWR
- 10,100 GVWR

AVAILABLE EXTERIOR COLORS¹⁰

	15U Sand Beige Metallic ⁷		50U Summit White
	16U Steel Gray Metallic ⁷		74U Fire Red
	25U Deep Blue Metallic ⁷		86U Wheatland Yellow
	41U Onyx Black		66Z Pure Silver Metallic ⁷
	47U Polo Green Metallic ⁷		

SELECT STANDARD FEATURES

Features based on 1WT unless otherwise noted.

SAFETY AND SECURITY

- Frontal air bags* with passenger-side deactivation switch
- PASS-Key III theft-deterrent system
- Daytime Running Lamps
- Tire Pressure Monitoring System**

INTERIOR

- Front high-back, reclining bucket seats
- Console with storage, 3 cupholders, 2 power outlets
- Front passenger assist handle
- Driver Information Center
- Air conditioning (delete available)
- Side window defoggers
- Black rubberized-vinyl floor covering

MECHANICAL

- Vortec 4.8L V8 with 280 hp and 295 lb.-ft. torque (139-inch wheelbase) (159-inch wheelbase)
- Vortec 6.0L V8 with 324 hp, 373 lb.-ft. torque and FlexFuel⁹ capability (177-inch wheelbase)
- Oil Life Monitoring System
- 6-speed automatic transmission with Tow/Haul mode on the instrument panel
- Independent front suspension
- Multileaf rear suspension
- Ladder-type frame
- 4-wheel disc antilock brake system
- Power steering
- Battery with rundown protection and retained accessory power

EXTERIOR

- Halogen headlamps
- Intermittent front windshield wipers
- LT245/75R16 all-season tires / LT225/TSR16 all-season tires
- Stainless steel exhaust system

SELECT OPTIONAL FEATURES

Options are available on certain models only. See your Ordering Guide for details.

- Cloth seats
- Cruise control
- Tilt adjustable steering column
- Power windows and door locks
- Remote Keyless Entry
- Rear vision camera
- Remote Vehicle Starter System includes Remote Keyless Entry, two transmitters that have a remote panic button
- Audio: AM/FM stereo, CD/MP3/DVD, USB¹², SiriusXM® Radio² with 3-month trial, CD player
- Bluetooth® for phone¹¹

- OnStar® 6-month Directions & Connections Plan¹ with Turn-by-Turn Navigation
- Steering wheel audio controls; leather-wrapped
- Duramax 6.6L V8 Turbo Diesel with 260 hp, 525 lb.-ft. torque and B20 Diesel compatibility
- 57-gallon fuel tank (approx.)
- Rear locking differential
- High idle switch
- Packages include Ambulance, School Bus and Shuttle Bus
- Outside heated, power, folding mirrors with turn signals with single rear wheel only

* Always use safety belts and the correct child restraint for your child's age and size, even in vehicles equipped with air bags. Even in vehicles equipped with Passenger Sensing System, children are safer when properly secured in a rear seat in an appropriate infant, child or booster seat. Never place a rear-facing infant restraint in the front seat of any vehicle equipped with an active frontal air bag. See your vehicle Owner Manual and child safety seat instructions for more information.

** Tire Pressure Monitoring system is only available on 139" wheelbase models and does not apply to spare tire.

Equipment from independent suppliers is not covered by the GM New Vehicle Limited Warranty. GM is not responsible for the safety or quality of independent supplier alterations.

EFFICIENT FEATURES

- Standard 6-speed automatic transmission
- Available Duramax 6.6L Turbo Diesel with B20-Diesel compatibility

MODEL AVAILABILITY

	139-in. Wheelbase	159-in. Wheelbase	177-in. Wheelbase
139-in. Wheelbase	G33503	-	-
159-in. Wheelbase	-	G33803	-
177-in. Wheelbase	-	-	G33903

SPECIFICATIONS

(inches unless otherwise stated)	139-in. Wheelbase	159-in. Wheelbase	177-in. Wheelbase
Wheelbase	139.0	159.0	177.0
Length	246.7	266.7	284.8
Width	79.1	79.1	79.1
Height	82.9	82.9	82.9
Seating	2	2	2
Head room	40.2	40.2	40.2
Shoulder room	68.8	68.8	68.8
Leg room	41.3	41.3	41.3
Approx. fuel capacity standard (gallons)	33	33	33
GVWR ⁴ standard (pounds)	9900	10050	12300



WHAT'S NEW FOR 2013

- Bluetooth® for phone¹¹
- Audio systems with navigation⁸; CD/MP3/DVD/USB¹²
- SiriusXM® Radio²
- Rear vision camera
- Leather-wrapped steering wheel
- Steering wheel mounted audio controls
- TG33903 - 14,200 GVWR

AVAILABLE EXTERIOR COLORS¹⁰



SELECT STANDARD FEATURES

Features based on 2W T unless otherwise noted.

SAFETY AND SECURITY

- Frontal air bags* with passenger-side deactivation switch
- PASS-Key III theft-deterrent system
- Daytime Running Lamps

INTERIOR

- Front high-back, reclining bucket seats
- Console with storage, 3 cupholders, 2 power outlets
- Front passenger assist handle
- Driver Information Center
- Air conditioning (delete available)
- Side window defoggers
- Black rubberized-vinyl floor covering

MECHANICAL

- Duramax 6.6L V8 Turbo Diesel with 260 hp, 525 lb.-ft. torque and B20-Diesel compatibility [2SD]
- Vortec 6.0L V8 with 324 hp, 373 lb.-ft. torque and FlexFuel⁹ capability [1 WT]
- Oil Life Monitoring System
- Heavy-duty 6-speed automatic transmission with Tow/Haul mode
- High capacity radiator cooling
- Enhanced prop shaft
- Independent front suspension
- Multileaf rear suspension with upgraded rear spring hangar bolt attachment
- High capacity rear spring assembly
- Reinforced rear axle housing, gears and tubes
- Rear axle ratio: 3.73 [2SD] 4.10 [2WT]
- Parking brake assembly with thicker brake rotors
- Unique valving for shocks
- Ladder-type frame with assembly reinforcements added
- 4-wheel disc antilock brake system
- Power steering

EXTERIOR

- Additional spot welds and structural adhesive added
- Intermittent front windshield wipers
- LT225/75R16E all-season tires
- Stainless steel exhaust system

SELECT OPTIONAL FEATURES

Options are available on certain models only. See your Ordering Guide for details.

- Cloth seats
- Cruise control
- Tilt adjustable steering column
- Power windows and door locks
- Remote Keyless Entry

- Remote Vehicle Starter System includes Remote Keyless Entry, two transmitters with remote panic buttons
- Audio: AM/FM stereo, CD/MP3/DVD, USB¹², SiriusXM® Radio² with 3-month trial, CD player
- Bluetooth® for phone¹¹
- OnStar® 6-month Directions & Connections Plan¹ with Turn-by-Turn Navigation
- Rear vision camera
- Dedicated Liquefied Petroleum Gas (LPG) System
- Steering wheel audio controls; leather-wrapped
- High idle switch
- 57-gallon fuel tank (approx.)
- Ambulance Package (YF2)
- School Bus Package (B3D)
- Shuttle Bus Package (ANC)

* Always use safety belts and the correct child restraint for your child's age and size, even in vehicles equipped with air bags. Even in vehicles equipped with Passenger Sensing System, children are safer when properly secured in a rear seat in an appropriate infant, child or booster seat. Never place a rear-facing infant restraint in the front seat of any vehicle equipped with an active frontal air bag. See your vehicle Owner Manual and child safety seat instructions for more information.

Equipment from independent suppliers is not covered by the GM New Vehicle Limited Warranty. GM is not responsible for the safety or quality of independent supplier alterations.

EFFICIENT FEATURES

- Standard 6-speed automatic transmission
- Duramax 6.6L Turbo Diesel with B20-Diesel compatibility

MODEL AVAILABILITY

	Savana 4500
159-in. wheelbase with C71	G33803
177-in. wheelbase with C71	G33903

SPECIFICATIONS

(inches unless otherwise stated)	Savana 4500
Wheelbase	159.0/177.0
Length	266.7/284.8
Width	79.1
Height	82.9
Seating	2
Head room	40.2
Shoulder room	68.8
Leg room	41.3
Approx. fuel capacity standard (gallons)	57
GVWR ⁴ standard (pounds)	14200



WHAT'S NEW FOR 2013

- Rear Park Assist
- Rear Vision Camera

AVAILABLE EXTERIOR COLORS¹⁰



SELECT STANDARD FEATURES

SAFETY AND SECURITY

- Frontal air bags* with passengerside deactivation switch, passenger-side delete available, includes side-impact air bags* (first 3 rows driver's side, 1st row passenger side)
- PASS-Key III theft-deterrent system
- OnStar® 6-month Directions & Connections Plan¹ with Turn-by-Turn Navigation
- Daytime Running Lamps
- Tire Pressure Monitoring System**

INTERIOR

- Rear air/rear heat
- Front high-back, reclining bucket seats
- Console with storage, 3 cupholders, 2 power outlets
- Front passenger assist handle
- Air conditioning
- Driver Information Center
- Convenience Package (ZQ3) includes tilt steering wheel and cruise control

MECHANICAL

- Vortec 6.0L V8 with 324 hp and FlexFuel⁹ capability
- Oil Life Monitoring System
- 6-speed automatic transmission with Tow/Haul mode and internal transmission oil cooler
- Independent front suspension
- Multileaf rear spring suspension
- 4-wheel disc antilock brake system
- Power steering
- Battery with rundown protection and retained accessory power

EXTERIOR

- Halogen headlamps
- Intermittent front windshield wipers
- Swing-out 60/40 passenger-side door
- Swing-out rear doors
- LT245/75R16 all-season tires
- Stainless steel exhaust system

SELECT OPTIONAL FEATURES

Options are available on certain models only. See your Ordering Guide for details.

- Driver and passenger high-back bucket seats with custom cloth trim, side and rear cargo door panel trim, headliner, driver side and head curtain side air bags* (first 3 rows, first row passenger side), rear air conditioning, 145 amp alternator, and front floor only black rubberized-vinyl floor covering
- Convenience Package (ZQ2) includes power windows and door locks
- Rear Park Assist

- Rear Vision Camera
- Trailing equipment
- Transmission oil cooler
- Cold Climate Package with engine block heater
- Locking rear differential

* Always use safety belts and the correct child restraint for your child's age and size, even in vehicles equipped with air bags. Even in vehicles equipped with Passenger Sensing System, children are safer when properly secured in a rear seat in an appropriate infant, child or booster seat. Never place a rear-facing infant restraint in the front seat of any vehicle equipped with an active frontal air bag. See your vehicle Owner Manual and child safety seat instructions for more information.

** Tire Pressure Monitoring System does not apply to spare tire.

Equipment from independent suppliers is not covered by the GM New Vehicle Limited Warranty. GM is not responsible for the safety or quality of independent supplier alterations.

EFFICIENT FEATURES

- ▶ Standard E85 FlexFuel⁹ capability
- ▶ Standard 6-speed automatic transmission



MODEL AVAILABILITY

G3500 RWD Passenger	Extended Wheelbase CG33706
---------------------	-------------------------------

SPECIFICATIONS

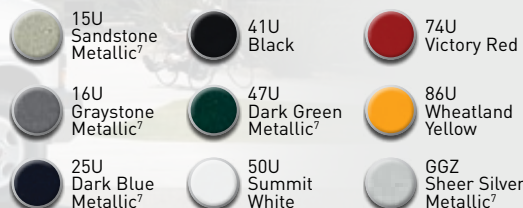
(inches unless otherwise stated)	Extended Wheelbase
Wheelbase	155.0
Length	244.1
Width	79.2
Height	82.8
Seating	2
Head room	39.8
Shoulder room	68.8
Leg room	41.3
Max. cargo vol. ³ (cubic feet)	252.8
Approx. fuel capacity (gallons)	31
Max. towing capacity ⁶ (pounds)	9700



WHAT'S NEW FOR 2013

- Rear Park Assist
- Rear Vision Camera

AVAILABLE EXTERIOR COLORS¹⁰



SELECT STANDARD FEATURES

SAFETY AND SECURITY

- Frontal air bags* with passengerside deactivation switch, includes side-impact air bags*
- PASS-Key III theft-deterrent system
- OnStar® 6-month Directions & Connections Plan¹ with Turn-by-Turn Navigation
- Daytime Running Lamps
- Tire Pressure Monitoring System**

INTERIOR

- Front high-back, reclining bucket seats
- Console with storage, 3 cupholders, 2 power outlets
- Front passenger assist handle
- Air conditioning
- Driver Information Center
- Full-length black rubberized-vinyl floor covering (delete available)

MECHANICAL

- Vortec 6.0L V8 with 324 hp and FlexFuel⁹ capability
- Oil Life Monitoring System
- 6-speed automatic transmission with Tow/Haul mode and internal transmission oil cooler
- Independent front suspension
- Multileaf rear spring suspension
- 4-wheel disc antilock brake system
- Power steering
- Battery with rundown protection and retained accessory power

EXTERIOR

- Halogen headlamps
- Intermittent front windshield wipers
- Swing-out 60/40 passenger-side door
- Swing-out rear doors
- LT245/75R16 all-season tires
- Stainless steel exhaust system

SELECT OPTIONAL FEATURES

Options are available on certain models only. See your Ordering Guide for details.

- Passenger van interior panels and trim on the sides, side cargo doors and rear doors. Includes full vinyl floor covering (does not include rear head liner), full body window package, rear door window swing-out glass, rear side door and rear door window swing-out glass, heavy-duty 770 cold-cranking amp battery, 145 amp alternator
- Convenience Package [ZQ2] includes power windows and door locks
- Convenience Package [ZQ3] includes tilt steering wheel and cruise control
- Rear Park Assist
- Rear Vision Camera

- Audio system with navigation⁸, AM/FM stereo with MP3 compatible CD/DVD player and navigation⁸
- Trailering equipment
- Transmission oil cooler
- Cold Climate Package with engine block heater
- Locking rear differential

* Always use safety belts and the correct child restraint for your child's age and size, even in vehicles equipped with air bags. Even in vehicles equipped with Passenger Sensing System, children are safer when properly secured in a rear seat in an appropriate infant, child or booster seat. Never place a rear-facing infant restraint in the front seat of any vehicle equipped with an active frontal air bag. See your vehicle Owner Manual and child safety seat instructions for more information.

** Tire Pressure Monitoring System does not apply to spare tire.

Equipment from independent suppliers is not covered by the GM New Vehicle Limited Warranty. GM is not responsible for the safety or quality of independent supplier alterations.

EFFICIENT FEATURES

- ▶ Standard E85 FlexFuel⁹ capability
- ▶ Standard 6-speed automatic transmission



MODEL AVAILABILITY

	Regular Wheelbase	Extended Wheelbase
G2500 RWD Cargo	CG23405	CG23705
G3500 RWD Cargo	CG33405	CG33705

SPECIFICATIONS

(inches unless otherwise stated)	Regular Wheelbase	Extended Wheelbase
Wheelbase	135.0	155.0
Length	224.1	244.1
Width	79.2	79.2
Height	81.5	82.8
Seating	2	2
Head room	39.8	39.8
Shoulder room	68.8	68.8
Leg room	41.3	41.3
Max. cargo vol. ³ (cubic feet)	270.4	313.9
Approx. fuel capacity (gallons)	31	31
Max. towing capacity ⁶ (pounds)	10000	10000



WHAT'S NEW FOR 2013

- Rear Park Assist
- Rear Vision Camera

AVAILABLE EXTERIOR COLORS¹⁰

15U Sand Beige Metallic ⁷	41U Onyx Black	74U Fire Red
16U Steel Gray Metallic ⁷	47U Polo Green Metallic ⁷	86U Wheatland Yellow
25U Deep Blue Metallic ⁷	50U Summit White	GGZ Pure Silver Metallic ⁷

SELECT STANDARD FEATURES

SAFETY AND SECURITY

- Frontal air bags* with passengerside deactivation switch, passenger-side delete available, includes side-impact air bags* (first 3 rows driver's side, 1st row passenger side)
- PASS-Key III theft-deterrent system
- OnStar® 6-month Directions & Connections Plan¹ with Turn-by-Turn Navigation
- Daytime Running Lamps
- Tire Pressure Monitoring System**

INTERIOR

- Rear air/rear heat
- Front high-back, reclining bucket seats
- Console with storage, 3 cupholders, 2 power outlets
- Front passenger assist handle
- Air conditioning
- Driver Information Center
- Convenience Package (ZQ3) includes tilt steering wheel and cruise control

MECHANICAL

- Vortec 6.0L V8 with 324 hp and FlexFuel⁹ capability
- Oil Life Monitoring System
- 6-speed automatic transmission with Tow/Haul mode and internal transmission oil cooler
- Independent front suspension
- Multileaf rear spring suspension
- 4-wheel disc antilock brake system
- Power steering
- Battery with rundown protection and retained accessory power

EXTERIOR

- Halogen headlamps
- Intermittent front windshield wipers
- Swing-out 60/40 passenger-side door
- Swing-out rear doors
- LT245/75R16 all-season tires
- Stainless steel exhaust system

SELECT OPTIONAL FEATURES

Options are available on certain models only. See your Ordering Guide for details.

- Driver and passenger high-back bucket seats with custom cloth trim, side and rear cargo door panel trim, headliner, driver side and head curtain side air bags* (first 3 rows, first row passenger side), rear air conditioning, 145 amp alternator, and front floor only black rubberized-vinyl floor covering
- Convenience Package (ZQ2) includes power windows and door locks
- Rear Park Assist
- Rear Vision Camera
- Trailing equipment

- Transmission oil cooler
- Cold Climate Package with engine block heater
- Locking rear differential

* Always use safety belts and the correct child restraint for your child's age and size, even in vehicles equipped with air bags. Even in vehicles equipped with Passenger Sensing System, children are safer when properly secured in a rear seat in an appropriate infant, child or booster seat. Never place a rear-facing infant restraint in the front seat of any vehicle equipped with an active frontal air bag. See your vehicle Owner Manual and child safety seat instructions for more information.

** Tire Pressure Monitoring System does not apply to spare tire.

Equipment from independent suppliers is not covered by the GM New Vehicle Limited Warranty. GM is not responsible for the safety or quality of independent supplier alterations.

EFFICIENT FEATURES

- ▶ Standard E85 FlexFuel⁹ capability
- ▶ Standard 6-speed automatic transmission



MODEL AVAILABILITY

	Extended Wheelbase
G3500 RWD Passenger	TG33706

SPECIFICATIONS

(inches unless otherwise stated)	Extended Wheelbase
Wheelbase	155.0
Length	244.1
Width	79.2
Height	82.8
Seating	2
Head room	39.8
Shoulder room	68.8
Leg room	41.3
Max. cargo vol. ³ (cubic feet)	252.8
Approx. fuel capacity (gallons)	31
Max. towing capacity ⁶ (pounds)	9700



WHAT'S NEW FOR 2013

- Rear Park Assist
- Rear Vision Camera

AVAILABLE EXTERIOR COLORS¹⁰



SELECT STANDARD FEATURES

SAFETY AND SECURITY

- Frontal air bags* with passengerside deactivation switch, includes side-impact air bags*
- PASS-Key III theft-deterrent system
- OnStar® 6-month Directions & Connections Plan¹ with Turn-by-Turn Navigation
- Daytime Running Lamps
- Tire Pressure Monitoring System**

INTERIOR

- Front high-back, reclining bucket seats
- Console with storage, 3 cupholders, 2 power outlets
- Front passenger assist handle
- Air conditioning
- Driver Information Center
- Full-length black rubberized-vinyl floor covering (delete available)

MECHANICAL

- Vortec 6.0L V8 with 324 hp and FlexFuel⁹ capability
- Oil Life Monitoring System
- 6-speed automatic transmission with Tow/Haul mode and internal transmission oil cooler
- Independent front suspension
- Multileaf rear spring suspension
- 4-wheel disc antilock brake system
- Power steering
- Battery with rundown protection and retained accessory power

EXTERIOR

- Halogen headlamps
- Intermittent front windshield wipers
- Swing-out 60/40 passenger-side door
- Swing-out rear doors
- LT245/75R16 all-season tires
- Stainless steel exhaust system

SELECT OPTIONAL FEATURES

Options are available on certain models only. See your Ordering Guide for details.

- Passenger van interior panels and trim on the sides, side cargo doors and rear doors. Includes full vinyl floor covering (does not include rear head liner), full body window package, rear door window swing-out glass, rear side door and rear door window swing-out glass, heavy-duty 770 cold-cranking amp battery, 145 amp alternator
- Convenience Package [ZQ2] includes power windows and door locks
- Convenience Package [ZQ3] includes tilt steering wheel and cruise control
- Rear Park Assist
- Rear Vision Camera

- Audio system with navigation⁸, AM/FM stereo with MP3 compatible CD/DVD player and navigation⁸
- Trailering equipment
- Transmission oil cooler
- Cold Climate Package with engine block heater
- Locking rear differential

* Always use safety belts and the correct child restraint for your child's age and size, even in vehicles equipped with air bags. Even in vehicles equipped with Passenger Sensing System, children are safer when properly secured in a rear seat in an appropriate infant, child or booster seat. Never place a rear-facing infant restraint in the front seat of any vehicle equipped with an active frontal air bag. See your vehicle Owner Manual and child safety seat instructions for more information.

** Tire Pressure Monitoring System does not apply to spare tire.

Equipment from independent suppliers is not covered by the GM New Vehicle Limited Warranty. GM is not responsible for the safety or quality of independent supplier alterations.

EFFICIENT FEATURES

- ▶ Standard E85 FlexFuel⁹ capability
- ▶ Standard 6-speed automatic transmission



MODEL AVAILABILITY

	Regular Wheelbase	Extended Wheelbase
G2500 RWD Cargo	TG23405	TG23705
G3500 RWD Cargo	TG33405	TG33705

SPECIFICATIONS

(inches unless otherwise stated)	Regular Wheelbase	Extended Wheelbase
Wheelbase	135.0	155.0
Length	224.1	244.1
Width	79.2	79.2
Height	81.5	82.8
Seating	2	2
Head room	39.8	39.8
Shoulder room	68.8	68.8
Leg room	41.3	41.3
Max. cargo vol. ³ (cubic feet)	270.4	313.9
Approx. fuel capacity (gallons)	31	31
Max. towing capacity ⁶ (pounds)	10,000	10,000



Shown with aftermarket emergency equipment

WHAT'S NEW FOR 2013

- "Police Friendly" rear door trim

EFFICIENT FEATURES

- Standard Spark Ignition Direct Injection (SIDI)
- Available E85 FlexFuel[®] capability
- Available Active Fuel Management (V8)
- Standard 6-speed automatic transmission

AVAILABLE EXTERIOR COLORS¹⁰

- | | | | |
|--|----------------------------|--|----------------------------|
| | GII Heron White | | GST Mirage Glow Metallic |
| | GHY Red Hot | | GAN Silver Ice Metallic |
| | GIG Karma Metallic | | GGG Alto Gray Metallic |
| | GIE Phantom Black Metallic | | GYW Hugo Blue ⁷ |

SELECT STANDARD FEATURES

Features based on 9C1 unless otherwise noted.

SAFETY AND SECURITY

- Dual-stage frontal air bags* with Passenger Sensing System*; driver and front passenger seat-mounted thorax side-impact air bags*; knee air bags*, outboard front only head curtain side-impact air bags* and Rollover Protection
- PASS-Key III+ theft-deterrent system
- StabiliTrak[®] stability enhancement system with police performance mode

INTERIOR

- Front cloth bucket seats sculpted for equipment belts with 10 inches between seats for equipment
- 8-way power driver seat
- Rear cloth bench seat
- Dual-zone climate control with air filtration
- Engine idle and hour meter
- Cruise control
- 160-mph certified speedometer and Multifunction Display
- Tilt/telescoping adjustable steering column
- Power windows with rear window lockout
- Auxiliary ground stud in trunk
- AM/FM stereo with CD player
- Wiring provision for headlamp and tail lamp flashing
- 110-amp main power supply (IP and trunk)

MECHANICAL

- Rear-wheel drive
- 3.6L SIDI DOHC V6 VVT
- 6-speed automatic transmission
- Heavy-duty power 4-wheel disc antilock brake system
- Heavy-duty police suspension
- Power rack-and-pinion steering
- 170-amp high-output alternator
- 700 CCA battery with rundown protection
- Transmission and power steering coolers

EXTERIOR

- Power rearview mirrors
- P235/50R18 tires
- Heavy-duty 18-inch steel wheels with bolt-on center caps
- Trunk, driver and front door passenger key lock cylinder
- Remote Keyless Entry

SELECT OPTIONAL FEATURES

Options are available on certain models only. See your Ordering Guide for details.

- Auxiliary battery (600 CCA)
- Head curtain side-impact air bag* for front and rear
- Headlamp and tail lamp flashing system (includes flashing module and control wire)

- Heated outside rearview mirrors
- Spot lamps, driver and passenger
- Remote Start with content theft alarm system
- Full-size spare tire
- Vinyl rear seat
- Heavy-duty vinyl flooring
- Grille lamps and siren speaker wiring
- Horn/siren circuit wiring
- Hole for wiring in roof (center or right)
- Inoperative inside rear door handles, locks and window switches
- Common fleet keyed alike
- Daytime Running Lamps and Automatic lamp control delete
- Carpeted floor mats
- Vinyl trunk mat
- 8-way power front passenger seat
- 6.0L V8 with 355 hp, Active Fuel Management and FlexFuel[®] capability (no additional charge)
- Speed limiter (130 mph)
- Autonet Mobile Wi-Fi in-car router (dealer accessory)

* Always use safety belts and the correct child restraint for your child's age and size, even in vehicles equipped with air bags. Even in vehicles equipped with Passenger Sensing System, children are safer when properly secured in a rear seat in an appropriate infant, child or booster seat. Never place a rear-facing infant restraint in the front seat of any vehicle equipped with an active frontal air bag. See your vehicle Owner Manual and child safety seat instructions for more information.

Equipment from independent suppliers is not covered by the GM New Vehicle Limited Warranty. GM is not responsible for the safety or quality of independent supplier alterations.

MODEL AVAILABILITY

	Sedan
Caprice Police (9C1)	1E19-9C1

SPECIFICATIONS

(inches unless otherwise stated)	Sedan
Wheelbase	118.5
Length	204.2
Width	74.8
Height	58.7
Seating f/r	2/3
Head room f/r	38.7/37.6
Shoulder room f/r	59.1/59.0
Leg room f/r	42.2/43.2
Max. cargo vol. ³ (cubic feet)	17.4*
Approx. fuel capacity (gallons)	19
Ground clearance	5.6

*Includes optional full-size spare tire and auxiliary battery.



AVAILABLE EXTERIOR COLORS¹⁰

-  GII Heron White
-  GST Mirage Glow Metallic
-  GHY Red Hot
-  GAN Silver Ice Metallic
-  GIG Karma Metallic
-  GGG Alto Gray Metallic
-  GIE Phantom Black Metallic
-  GYW Hugo Blue⁷

EFFICIENT FEATURES

- Standard Spark Ignition Direct Injection
- Available E85 FlexFuel⁹ capability
- Available Active Fuel Management (V8)
- Standard 6-speed automatic transmission

SELECT STANDARD FEATURES

Features based on 9C3 unless otherwise noted.

SAFETY AND SECURITY

- Dual-stage frontal air bags* with Passenger Sensing System*; driver and front passenger seat-mounted thorax side-impact air bags*; knee air bags*, outboard front only head curtain side-impact air bags* and Rollover Protection
- PASS-Key III+ theft-deterrent system
- StabiliTrak[®] stability enhancement system with police performance mode

INTERIOR

- Front cloth bucket seats sculpted for equipment belts with console
- 8-way power driver seat
- Rear cloth bench seat
- Dual-zone climate control with air filtration
- Engine idle and hour meter
- Cruise control
- 160-mph certified speedometer and Multifunction Display
- Tilt/telescoping adjustable steering column
- Power windows with rear window lockout
- Auxiliary ground stud in trunk
- AM/FM stereo with CD player
- Wiring provision for headlamp and tail lamp flashing
- 110-amp main power supply (IP and trunk)

MECHANICAL

- Rear-wheel drive
- 3.6L SIDI DOHC V6 VVT
- 6-speed automatic transmission
- Heavy-duty power 4-wheel disc antilock brake system
- Heavy-duty police suspension
- Power rack-and-pinion steering
- 170-amp high-output alternator
- 700 CCA battery with rundown protection
- Transmission and power steering coolers

EXTERIOR

- Power rearview mirrors
- P235/50R18 tires
- Heavy-duty 18-inch steel wheels with full wheel covers
- Trunk, driver and front door passenger key lock cylinder
- Remote Keyless Entry

SELECT OPTIONAL FEATURES

Options are available on certain models only. See your Ordering Guide for details.

- Auxiliary battery (600 CCA)
- Head curtain side-impact air bag* for front and rear
- Headlamp and tail lamp flashing system (includes flashing module and control wire)
- Heated outside rearview mirrors

- Spot lamps, driver and passenger
- Remote Start with content theft alarm system
- Full-size spare tire
- Grille lamps and siren speaker wiring
- Horn/siren circuit wiring
- Hole for wiring in roof (center or right)
- Inoperative inside rear door handles, locks and window switches
- Common fleet keyed alike
- Daytime Running Lamps and Automatic lamp control delete
- Carpeted floor mats
- Vinyl trunk mat
- 8-way power front passenger seat
- 6.0L V8 with 355 hp, Active Fuel Management and FlexFuel⁹ capability (no additional charge)
- Speed limiter (130 mph)
- Autonet Mobile Wi-Fi in-car router (dealer accessory)

** Always use safety belts and the correct child restraint for your child's age and size, even in vehicles equipped with air bags. Even in vehicles equipped with Passenger Sensing System, children are safer when properly secured in a rear seat in an appropriate infant, child or booster seat. Never place a rear-facing infant restraint in the front seat of any vehicle equipped with an active frontal air bag. See your vehicle Owner Manual and child safety seat instructions for more information.*

Equipment from independent suppliers is not covered by the GM New Vehicle Limited Warranty. GM is not responsible for the safety or quality of independent supplier alterations.

MODEL AVAILABILITY

	Sedan
Caprice Detective Police (9C3)	1EW19-9C3

SPECIFICATIONS

(inches unless otherwise stated)	Sedan
Wheelbase	118.5
Length	204.2
Width	74.8
Height	58.7
Seating f/r	2/3
Head room f/r	38.7/37.6
Shoulder room f/r	59.1/59.0
Leg room f/r	42.2/43.2
Max. cargo vol. ³ (cubic feet)	17.4*
Approx. fuel capacity (gallons)	19
Ground clearance	5.6

*Includes optional full-size spare tire and auxiliary battery.




AVAILABLE EXTERIOR COLOURS¹⁰

- 17U Silver Ice Metallic
- 50U Summit White
- 74U Victory Red
- 41U Black
- GLJ Ashen Gray Metallic

EFFICIENT FEATURES

- Standard Spark Ignition Direct Injection
- Available E85 FlexFuel[®] capability
- Standard Variable Valve Timing
- Standard 6-speed automatic transmission



Shown with aftermarket emergency equipment

SELECT STANDARD FEATURES

Features based on 9C1 unless otherwise noted.

SAFETY AND SECURITY

- Dual-stage frontal air bags* with Passenger Sensing System*; driver and front passenger seat-mounted thorax side-impact air bags*; outboard front and rear head curtain side-impact air bags*
- PASS-Key III theft-deterrent system
- StabiliTrak[®] with police calibration

INTERIOR

- Front cloth bucket seats with space between seats for equipment
- Rear vinyl seat
- 6-way power driver and front passenger seat
- Dual cupholders
- Steering column mounted shift lever
- Single-zone climate control
- Cruise control
- 140-mph certified speedometer and Driver Information Center
- Wiring provision for headlamp and tail lamp flashing
- Remote Keyless Entry
- Tilt adjustable steering column
- Power windows and door locks
- AM/FM stereo with CD
- 100 amp ignition-controlled main power supply under dash and in trunk
- Auxiliary ground stud in trunk

MECHANICAL

- Front-wheel drive
- 3.6L SIDI DOHC V6 VVT with E85 FlexFuel[®] capability
- Oil Life Monitoring System
- 6-speed automatic transmission
- Heavy-duty power 4-wheel disc antilock brake system
- Heavy-duty police suspension
- Power rack-and-pinion steering
- 170-amp alternator
- 720 CCA battery with rundown protection
- Engine, transmission and power steering coolers

EXTERIOR

- Power rearview mirrors
- P235/55R17 W-rated tires
- 17-inch steel wheels with bolt-on center caps
- Trunk, driver and front passenger key lock cylinder

SELECT OPTIONAL FEATURES

Options are available on certain models only. See your Ordering Guide for details.

- Headlamp and tail lamp flashing system (includes flashing module and control wire)
- Heated outside rearview mirrors

- Spot lamps, driver and passenger
- Remote Vehicle Starter System
- Bodyside moldings
- Content theft alarm system
- Full-size spare tire includes Tire Pressure Monitor sensor (not programmed)
- Heavy-duty vinyl flooring
- Grille lamps and siren speaker wiring
- Horn/siren circuit wiring
- Roof wiring
- Inoperative inside rear door handles, locks and window switches
- Common fleet keyed alike
- Ignition-controlled trunk release
- 6 additional keyless entry transmitters
- Daytime Running Lamps delete
- Automatic lamp control delete
- Rear spoiler

* Always use safety belts and the correct child restraint for your child's age and size, even in vehicles equipped with air bags. Even in vehicles equipped with Passenger Sensing System, children are safer when properly secured in a rear seat in an appropriate infant, child or booster seat. Never place a rear-facing infant restraint in the front seat of any vehicle equipped with an active frontal air bag. See your vehicle Owner Manual and child safety seat instructions for more information.

Equipment from independent suppliers is not covered by the GM New Vehicle Limited Warranty. GM is not responsible for the safety or quality of independent supplier alterations.

MODEL AVAILABILITY

	Sedan
Impala Police (9C1)	1WS19

SPECIFICATIONS

(inches unless otherwise stated)	Sedan
Wheelbase	110.5
Length	200.4
Width	72.9
Height	58.7
Seating f/r	2/3
Head room f/r	39.4/37.8
Shoulder room f/r	58.7/58.6
Leg room f/r	42.3/37.6
Max. cargo vol. ³ (cubic feet)	18.6
Fuel capacity	17.5
Ground clearance	6.4



AVAILABLE EXTERIOR COLOURS¹⁰

-  17U Silver Ice Metallic
-  50U Summit White
-  74U Victory Red
-  41U Black
-  GLJ Ashen Gray Metallic

EFFICIENT FEATURES

- > Standard Spark Ignition Direct Injection
- > Available E85 FlexFuel⁹ capability
- > Standard Variable Valve Timing
- > Standard 6-speed automatic transmission

Shown with aftermarket emergency equipment

SELECT STANDARD FEATURES

Features based on 9C3 unless otherwise noted.

SAFETY AND SECURITY

- Dual-stage frontal air bags* with Passenger Sensing System*; driver and front passenger seat-mounted thorax side-impact air bags*; outboard front and rear head curtain side-impact air bags*
- PASS-Key III theft-deterrent system
- StabiliTrak[®] with police calibration

INTERIOR

- Front cloth 40/20/40 split-bench seat with folding center armrest
- 6-way power driver and front passenger seat
- Dual cupholders
- Steering column mounted shift lever
- Single-zone climate control
- Cruise control
- 140-mph certified speedometer and Driver Information Center
- Wiring provision for headlamp and tail lamp flashing
- Remote Keyless Entry
- Tilt adjustable steering column
- Power windows and door locks
- AM/FM stereo with CD
- 100 amp ignition-controlled main power supply under dash and in trunk
- Auxiliary ground stud in trunk

MECHANICAL

- Front-wheel drive
- 3.6L SIDI DOHC V6 VVT with E85 FlexFuel⁹ capability
- Oil Life Monitoring System
- 6-speed automatic transmission
- Heavy-duty power 4-wheel disc antilock brake system
- Heavy-duty police suspension
- Power rack-and-pinion steering
- 170-amp alternator
- 720 CCA battery with rundown protection

EXTERIOR

- Power rearview mirrors
- P235/55R17 W-rated tires
- 17-inch steel wheels with full wheel covers
- Trunk, driver and front passenger key lock cylinder

SELECT OPTIONAL FEATURES

Options are available on certain models only. See your Ordering Guide for details.

- Headlamp and tail lamp flashing system (includes flashing module and control wire)
- Heated outside rearview mirrors
- Spot lamps, driver and passenger
- Remote Vehicle Starter System

- Bodyside moldings
- Content theft alarm system
- Full-size spare tire includes Tire Pressure Monitor sensor (not programmed)
- Heavy-duty vinyl flooring
- Grille lamps and siren speaker wiring
- Horn/siren circuit wiring
- Roof wiring
- Inoperative inside rear door handles, locks and window switches
- Common fleet keyed alike
- Ignition-controlled trunk release
- 6 additional keyless entry transmitters
- Daytime Running Lamps delete
- Automatic lamp control delete
- Rear spoiler

* Always use safety belts and the correct child restraint for your child's age and size, even in vehicles equipped with air bags. Even in vehicles equipped with Passenger Sensing System, children are safer when properly secured in a rear seat in an appropriate infant, child or booster seat. Never place a rear-facing infant restraint in the front seat of any vehicle equipped with an active frontal air bag. See your vehicle Owner Manual and child safety seat instructions for more information.

Equipment from independent suppliers is not covered by the GM New Vehicle Limited Warranty. GM is not responsible for the safety or quality of independent supplier alterations.

MODEL AVAILABILITY

	Sedan
Impala Undercover Police (9C3)	1WS19

SPECIFICATIONS

(inches unless otherwise stated)	Sedan
Wheelbase	110.5
Length	200.4
Width	72.9
Height	58.7
Seating f/r	2/3
Head room f/r	39.4/37.8
Shoulder room f/r	58.7/58.6
Leg room f/r	42.3/37.6
Max. cargo vol. ³ (cubic feet)	18.6
Fuel capacity	17.5
Ground clearance	6.4



Shown with aftermarket emergency equipment

WHAT'S NEW FOR 2013

- 660 CCA 80 amp hour battery
- Dual 660 cold-cranking 80 amp hour batteries

AVAILABLE EXTERIOR COLORS¹⁰

GWT Champagne Silver Metallic (new)	41U Black	89U Crystal Red Tintcoat ⁷
GWU Concord Metallic ⁷ (new)	50U Summit White	GAN Silver Ice Metallic
GXH Blue Ray Metallic ⁷ (new)	58U Black Granite Metallic ⁷	GHA Mocha Steel Metallic

SELECT STANDARD FEATURES

Options based on PPV.

SAFETY AND SECURITY

- Dual-stage frontal air bags* with Passenger Sensing System*; driver and front passenger seat-mounted thorax side-impact air bags*; outboard front and rear head curtain side-impact air bags*
- Tire Pressure Monitoring System**
- StabiliTrak[®] stability enhancement system
- PASS-Key III theft-deterrent system
- Daytime Running Lamps and automatic lamp control

INTERIOR

- Front cloth bucket seats with 6-way power
- Rear vinyl seat (third-row seat not available)
- Tri-zone climate control
- 140-mph certified speedometer and Driver Information Center
- Cruise control
- 3 auxiliary power outlets
- Remote Keyless Entry
- Compass, outside temperature
- Tilt adjustable steering column
- AM/FM with CD player and auxiliary input jack
- Heavy-duty vinyl flooring
- 100-amp ignition-controlled main power supply under dash and in rear cargo area
- Auxiliary ground studs in rear cargo area

MECHANICAL

- Vortec 5.3L V8 with 320 hp, FlexFuel⁹ capability and Active Fuel Management
- Auxiliary transmission oil cooler
- External engine oil cooler
- 6-speed automatic transmission with overdrive
- Heavy-duty 4-wheel disc antilock brake system with power assist
- Heavy-duty police-rated suspension
- 160-amp alternator
- 660 CCA 80 amp hour battery with rundown protection

EXTERIOR

- Assist steps
- P265/60R17 all-season tires with full-size spare tire
- 17-inch steel wheels with bolt-on center caps
- Skid Plate Package

SELECT OPTIONAL FEATURES

Options are available on certain models only. See your Ordering Guide for details.

- Front cloth 40/20/40 bench seat
- Spot lamps, driver and passenger
- Remote Vehicle Starter System
- Bodyside moldings
- Content theft alarm disable

- Carpeting and floor mats
- Grille lamps and siren speaker wiring
- Horn/siren circuit wiring
- Roof wiring
- Inoperative inside rear door handles, locks and window switches
- Common fleet keyed alike
- Daytime running lamps with automatic lamp control delete
- Engine block heater
- Rear locking differential
- Autonet Mobile Wi-Fi in-car router (dealer accessory)
- Wiring provision for headlamp and tail lamp flashing
- Dual 660 cold-cranking 80 amp hour batteries

* Always use safety belts and the correct child restraint for your child's age and size, even in vehicles equipped with air bags. Even in vehicles equipped with Passenger Sensing System, children are safer when properly secured in a rear seat in an appropriate infant, child or booster seat. Never place a rear-facing infant restraint in the front seat of any vehicle equipped with an active frontal air bag. See your vehicle Owner Manual and child safety seat instructions for more information.

** Tire Pressure Monitoring System does not apply to spare tire.

Equipment from independent suppliers is not covered by the GM New Vehicle Limited Warranty. GM is not responsible for the safety or quality of independent supplier alterations.

EFFICIENT FEATURES

- Standard E85 FlexFuel⁹ capability
- Standard Active Fuel Management
- Standard 6-speed automatic transmission



MODEL AVAILABILITY

	2WD
Tahoe 2WD Police Vehicle	CC10706

SPECIFICATIONS

(inches unless otherwise stated)	2WD
Wheelbase	116.0
Length	202.0
Width	79.0
Height	73.9
Seating f/r	2/3
Head room f/r	41.1/39.2
Shoulder room f/r	65.2/65.2
Leg room f/r	41.3/39.0
Max. cargo vol. ³ (cubic feet)	108.9
Approx. fuel capacity (gallons)	26
Ground clearance	8.0



Shown with aftermarket emergency equipment

WHAT'S NEW FOR 2013

- 660 CCA 80 amp hour battery
- Dual cold-cranking 80 amp hour batteries
- Normal model Powertrain Grade Braking
- New trailering capacities

AVAILABLE EXTERIOR COLORS¹⁰

	GWT Champagne Silver Metallic (new)		41U Black		89U Crystal Red Tintcoat ⁷
	GWU Concord Metallic ⁷ (new)		50U Summit White		GAN Silver Ice Metallic
	GXH Blue Ray Metallic ⁷ (new)		58U Black Granite Metallic ⁷		GHA Mocha Steel Metallic

SELECT STANDARD FEATURES

Features based on 5W4 unless otherwise noted.

SAFETY AND SECURITY

- Dual-stage frontal air bags* with Passenger Sensing System*; driver and front passenger seat-mounted thorax side-impact air bags*; outboard front and rear head curtain side-impact air bags*
- Tire Pressure Monitoring System**
- PASS-Key III theft-deterrent system
- StabiliTrak® stability enhancement system with Proactive Roll Avoidance, trailer sway control and hill start assist

INTERIOR

- Front cloth 40/20/40 split-bench seat with fold down armrest
- Rear vinyl seat (third-row seat not available)
- Tri-zone climate control
- 120-mph speedometer and Driver Information Center
- Cruise control
- AM/FM with CD player, auxiliary input jack
- Remote Keyless Entry
- 100-amp ignition-controlled main power supply under dash and in rear cargo area
- Auxiliary ground studs in rear cargo area
- 3 auxiliary power outlets
- Compass, outside temperature
- Tilt adjustable steering column

MECHANICAL

- Vortec 5.3L V8 with 320 hp, FlexFuel⁹ capability and Active Fuel Management
- 6-speed automatic overdrive transmission with Tow/Haul mode
- 4-wheel disc antilock brake system with power assist
- Powertrain grade braking
- Power steering
- 160-amp alternator
- 660 CCA 80 amp hour battery with rundown protection
- Autotrac transfer case
- Heavy-duty trailering equipment

EXTERIOR

- Front frame-mounted recovery hooks
- Power, heated mirrors
- Assist steps
- P265/70R17 all-season tires

SELECT OPTIONAL FEATURES

Options are available on certain models only. See your Ordering Guide for details.

- Front cloth bucket seats with or without center console
- Headlamp and tail lamp flashing system
- Spot lamps, driver and passenger
- Remote Vehicle Starter System
- Bodyside moldings
- Content theft alarm disable

- Carpeting and floor mats
- Grille lamps and siren speaker wiring
- Horn/siren circuit wiring
- Roof wiring
- Inoperative inside rear door handles, locks and window switches
- Common fleet keyed alike
- Daytime running lamps with automatic lamp control delete
- Autonet Mobile Wi-Fi in-car router (dealer accessory)
- Engine block heater
- Rear locking differential
- Integrated trailer brake controller
- Off-road suspension and tires
- Skid Plate Package
- Aluminum wheels
- Wiring provision for headlamp and tail lamp flashing
- Dual 660 cold-cranking 80 amp hour batteries



EFFICIENT FEATURES

- Standard E85 FlexFuel⁹ capability
- Standard Active Fuel Management
- Standard 6-speed automatic transmission

* Always use safety belts and the correct child restraint for your child's age and size, even in vehicles equipped with air bags. Even in vehicles equipped with Passenger Sensing System, children are safer when properly secured in a rear seat in an appropriate infant, child or booster seat. Never place a rear-facing infant restraint in the front seat of any vehicle equipped with an active frontal air bag. See your vehicle Owner Manual and child safety seat instructions for more information.

** Tire Pressure Monitoring System does not apply to spare tire.

Equipment from independent suppliers is not covered by the GM New Vehicle Limited Warranty. GM is not responsible for the safety or quality of independent supplier alterations.

MODEL AVAILABILITY

	4WD
Tahoe Special Services Vehicle	CK10706

SPECIFICATIONS

(inches unless otherwise stated)	4WD
Wheelbase	116.0
Length	202.0
Width	79.0
Height	76.9
Seating f/r	3/3
Head room f/r	41.1/39.2
Shoulder room f/r	65.2/65.2
Leg room f/r	41.3/39.0
Max. cargo vol. ³ (cubic feet)	108.9
Approx. fuel capacity (gallons)	26
Max. towing capacity ⁶ (pounds)	8200
Ground clearance	9.1



WHAT'S NEW FOR 2013

- Audio system with navigation⁸
- Rear Vision Camera
- Rear Park Assist
- GC33406

AVAILABLE EXTERIOR COLORS¹⁰

Note: Special paints can be ordered for orders of 5 or more.

15U Sandstone Metallic ⁷	41U Black	74U Victory Red
16U Graystone Metallic ⁷	47U Dark Green Metallic ⁷	GGZ Sheer Silver Metallic ⁷
25U Dark Blue Metallic ⁷	50U Summit White	86U Wheatland Yellow

SELECT STANDARD FEATURES

Features based on 9C1 unless otherwise noted.

SAFETY AND SECURITY

- Frontal air bags* with passenger-side deactivation switch
- Head curtain side-impact air bags* (first 3 rows)
- Enhanced technology glass for 4th and 5th rows (12- and 15-passenger seating)
- StabiliTrak[®] stability enhancement system
- PASS-Key III theft-deterrent system
- OnStar[®] 6-month Directions & Connections Plan¹ with Turn-by-Turn Navigation (fleet delete available)
- Daytime Running Lamps
- Automatic headlamps
- Tire Pressure Monitoring System**

INTERIOR

- Front high-back, reclining bucket seats
- 12-passenger seating
- Console with storage, 3 cupholders, 2 power outlets
- Air conditioning, front and rear
- Tilt adjustable steering column
- AM/FM stereo with digital clock

MECHANICAL

- Vortec 4.8L V8 with 280 hp and E85 FlexFuel⁹ capability
- Oil Life Monitoring System
- 6-speed automatic transmission with Tow/Haul mode and internal transmission oil cooler
- Independent front suspension
- 4-wheel disc antilock brake system
- Power steering
- Heavy-duty battery with 600 coldcranking amps

EXTERIOR

- Halogen headlamps
- Intermittent front windshield wipers
- Swing-out 60/40 passenger-side door
- Swing-out rear doors
- Manual rearview mirrors
- LT245/75R16 all-season tires
- Stainless steel exhaust system

SELECT OPTIONAL FEATURES

Options are available on certain models only. See your Ordering Guide for details.

- Seating options: 15-passenger seating, cloth seats, driver and front passenger power seat adjustment
- Power windows and door locks
- Audio options: CD player, CD/MP3 player, USB port,¹² navigation⁸, SiriusXM[®] Radio² with 3-month trial, steering wheel controls
- Bluetooth[®] wireless technology for select phones¹¹

- Vortec 6.0L V8 with 324 hp and FlexFuel⁹ capability
- Duramax 6.6L V8 Turbo Diesel
- Trailering equipment
- Sliding passenger-side door
- Outside heated, power, folding mirrors with turn signals
- Remote Vehicle Starter System includes Remote Keyless Entry and two transmitters with remote panic buttons

* Always use safety belts and the correct child restraint for your child's age and size, even in vehicles equipped with air bags. Even in vehicles equipped with Passenger Sensing System, children are safer when properly secured in a rear seat in an appropriate infant, child or booster seat. Never place a rear-facing infant restraint in the front seat of any vehicle equipped with an active frontal air bag. See your vehicle Owner Manual and child safety seat instructions for more information.

** Tire Pressure Monitoring System does not apply to spare tire.

Equipment from independent suppliers is not covered by the GM New Vehicle Limited Warranty. GM is not responsible for the safety or quality of independent supplier alterations.

EFFICIENT FEATURES

- Standard E85 FlexFuel⁹ capability
- Standard 6-speed automatic transmission
- Available Duramax 6.6L Turbo Diesel with B20-Diesel compatibility



MODEL AVAILABILITY

	Regular Wheelbase	Extended Wheelbase
G3500 RWD	CG33406	CG33706

SPECIFICATIONS

(inches unless otherwise stated)	Regular Wheelbase	Extended Wheelbase
Wheelbase	135.0	155.0
Length	224.1	244.1
Width	79.2	79.2
Height	81.5	82.8
Seating (maximum)	2/3/3/4	2/3/3/3/4
Head room	39.8/38.4/ 38.5/37.6	39.9/38.4/38.5/ 37.6/37.6
Shoulder room	69.8/68.6/ 68.8/69.1	68.8/68.6/65.8/ 69.1/62.9
Leg room	41.3/36.3 36.6/36.6	41.3/36.3/36.6/ 36.6/34.1
Max. cargo vol. ³ with seats removed (cubic feet)	216.2	252.8
Approx. fuel capacity (gallons)	31	31
Max. towing capacity ⁶ (pounds)	9900	9700
Ground clearance	7.1	7.7



Preproduction Model Shown

SELECT STANDARD FEATURES

Features based on 1SE Livery unless otherwise noted.

SAFETY AND SECURITY

- Dual-stage frontal, side impact, knee and head curtain side impact air bags* for driver and front passenger, head curtain and seat side impact for outboard rear passengers; with Passenger Sensing System*
- Rear child security door locks
- OnStar® 12 months Directions and Connections Plan¹ with Turn-By-Turn Navigation
- Daytime running lamps
- StabiliTrak® vehicle stability enhancement system
- Tire Pressure Monitoring System**

INTERIOR

- Front bucket seats with leather seating surfaces and 10-way power including 4-way power lumbar
- CUE Infotainment System, AM/FM stereo with dual USB ports¹² and SD card slot, includes natural voice recognition and auxiliary input jack, Bose® 8-speaker system, SiriusXM® HD Radio² with 3-month trial, CD/MP3 player
- Dual-zone automatic climate control
- Automatic air circulation sensor
- Electronic cruise control
- Power programmable door locks
- Driver Information Center
- Keyless Access with push-button start
- Rearview backup camera
- Retained accessory power
- Power rake and telescopic steering column
- Leather-wrapped steering wheel with tap up/tap down controls
- Wood trim on steering wheel, console and centerstack
- Microfiber suede headliner
- Rear center console



Preproduction Model Shown



Preproduction Model Shown

EFFICIENT FEATURES

- Standard 6-cylinder engine
- Standard 6-speed automatic transmission

MECHANICAL

- Front-wheel drive
- 3.6 SIDI DOHC V6 VVT engine with 304 hp and 263 lb-ft torque
- 6-speed automatic transmission
- 4-wheel antilock, 4-wheel disc Brembo brakes
- Magnetic Ride Control
- All-speed, engine and brake controlled traction control
- Transmission oil cooler
- Air-leveling rear suspension
- Variable-effort power steering
- Professional Vehicle Protection Plan (PVPP), 3-year/150,000 mile extended service agreement

EXTERIOR

- High intensity Xenon headlamps with Twilight Sentinel, cornering lamps and night-time flash-to-pass
- Illuminated door handles
- Outside heated power-adjustable folding mirrors with turn signal indicators and puddle lamps
- Ultrasonic Rear Parking Assist
- Capless fuel tank filler
- P255/45R19 all-season tires
- 19" aluminum wheels
- 18" compact spare wheel and tire

SELECT OPTIONAL FEATURES

Options are available on 1SE Livery model only. See your Ordering Guide for details.

- Luxury Level One Package, includes Memory Package, heated and ventilated driver and front passenger seats, front thigh adjust front seats, Ambient lighting accent, Bose® 14-speaker Studio Surround Sound system and uplevel wood trim
- Rear Seat Comfort Package, includes heated rear outboard seating positions, rear window power sunshade, rear side window manual sunshades, tri-zone climate control and

110-volt electrical receptacle

- CUE Infotainment System with navigation⁸

** Always use safety belts and the correct child restraint for your child's age and size, even in vehicles equipped with air bags. Even in vehicles equipped with Passenger Sensing System, children are safer when properly secured in a rear seat in an appropriate infant, child or booster seat. Never place a rear-facing infant restraint in the front seat of any vehicle equipped with an active frontal air bag. See your vehicle Owner Manual and child safety seat instructions for more information.*

*** Tire Pressure Monitoring System does not apply to spare tire.*

AVAILABLE EXTERIOR COLORS¹⁰



MODEL AVAILABILITY

	Sedan
XTS FWD	6GD69

SPECIFICATIONS

(inches unless otherwise stated)	Sedan
Wheelbase	111.7
Length	202.0
Width	72.91
Height	59.45
Seating f/r (max.)	2/3
Headroom f/r	40.1/37.8
Shoulder f/r	57.9/56.3
Leg f/r	45.8/40.0
Max. cargo vol. (cubic feet)	18.0
Fuel capacity (gallons)	19

For Fleets with in-house maintenance and repair facilities, GM has quality parts for your GM and non-GM vehicles

GM Parts

- High-quality GM Parts designed, manufactured, and tested to help keep your GM vehicle running at peak performance
- Your GM dealer has access to a full line of genuine GM Parts — Maintenance/Repair, Collision, Powertrain, and GM Accessories

Genuine  Parts

ACDelco Parts

- Meet GM's stringent quality standards
- Available for GM and non-GM vehicles
- ACDelco is a global leader in the automotive aftermarket and offers over 100,000 quality parts across 37 product lines



ACDelco Key Fleet Program

Offers fleets technical and related benefits to help increase efficiency and reduce downtime:

- Product training and service seminars at no charge
- Technical assistance hotline
- Discounts on SPX tools, equipment, service and training manuals
- Visit: www.acdelcotechconnect.com

WIP (WISE Internet Parts)

Online parts/ordering link to local ACDelco Warehouse Distributors

- Order history and saved order sheets
- Labor, tech specs, and other optimal modules available soon
- For additional information, call 1-800-825-5886, option 3



GM Fleet Service — Value for You!

Covered and Comprehensive

- 100,000-mile/5-year (whichever comes first) Powertrain Limited Warranty, Roadside Assistance and Courtesy Transportation – See dealer for exclusions and limitations
- Transferable to subsequent owner
- \$0 deductible



Fleet Focused Solutions

- Dedicated Fleet Sales, Service and Parts organization
- Experienced in assisting fleets with maximizing vehicle uptime and driver convenience
- Operating expense consultation
- Fleet Action Center 1-800-FLEETOP (1-800-353-3867)

Maintenance Savings Technology

- Oil Life Monitoring System (available on most models)
- Simplified maintenance
- Tire Pressure Monitoring System (available on select models)
- OnStar^{®1} Business Vehicle Manager (available on OnStar-equipped models)

GM Tools and Equipment

- Service Tools and Equipment
- Fleets may purchase tools and equipment available through GM's authorized source
- Visit www.servicesolutions.spx.com or call 1-866-621-2128

World-Class Training

- Web-based technical training
- Instructor-led classroom sessions provide hands-on technical training
- Visit www.gmtraining.com or www.acdelcotechconnect.com

 TRAINING

Service Reference and Diagnostics (SI 2000)



- Valuable service information necessary to successfully diagnose and complete vehicle repairs
- TechLink Bulletins, Service Manuals, Service Bulletins and Information
- Electronic Tech II Updates
- Multiple Diagnostic Interface (MDI)
- Visit www.gmfleet.com

UNMATCHED GM DEALER NETWORK

- Over 4,000 GM locations nationwide — the industry's largest OEM automotive service provider
- Multi-Point Vehicle Inspection
- Advanced diagnostic equipment and a link to GM engineers that supply daily service information
- GM-trained and ASE-certified technicians with over 1 million hours of training annually
- Genuine GM Parts, manufactured to meet the exact specifications of your GM vehicle
- One-stop shopping for all your service needs
- Go to www.mycertifiedservice.com for a location near you

GM Business Choice is an incentive program designed specifically for business owners who use vehicles in the day-to-day operation of their business and not solely for transportation purposes.

This incentive is available when you purchase or lease an eligible Chevrolet or GMC vehicle and offers valuable upfit equipment or card option choices shown below.

UPFITS		CARDS		
A	B	C	D	E
		Lowe's Gift Card 	Business Card 	Customer Rewards 
Choose one great option for each eligible new Chevrolet or GMC vehicle you purchase or lease				

Program Time Frame

The GM Business Choice Program runs from October 3, 2011 through September 30, 2012. You must purchase or lease your vehicle and take delivery during the program time frame.

Vehicle Eligibility

- Express and Savana Van
- Silverado and Sierra Pickups and Chassis Cabs
- Colorado and Canyon Pickups and Chassis Cabs
- Avalanche

How Do I Know If I Am eligible?

Business owners who can provide one of the following eligible business documents can take advantage of the GM Business Choice Program. All eligible business documentation must link the owner's name to the business.

- State Business License or State/Federal Business Tax ID Certificate
- GM Fleet Account Number (FAN)
- Prior-year Schedule C (Form 1040) or Schedule F (Form 1040 – farmers ONLY)
- Sales Tax License
- DBA (Doing Business As)
- State Occupational License for Trade (for example: plumbers, electricians, contractors, etc.)
- State or Federal Authorized Business website (must have .gov website address)
- Municipal Business License
- Commercial General Liability Insurance Policy/Public Liability Insurance Policy and/or Worker's Compensation Insurance Policy
- Crop or Livestock Insurance
- Municipalities (In lieu of bid assistance, vehicle must be in the name of the municipality)
- State Real Estate License
- Lowe's Home Improvement Authorized Installer Vendor Number
- Federal Land Use Restriction and/or Land Grant Subsidiary Documentation

GM Business Choice Program Requirements

- You must purchase or lease your vehicle during the program period and be prepared to provide proof of your business. Vehicle must be used in the day-to-day operation of the business and not solely for transportation purposes. This program may not be compatible with other offers or incentive programs. Consult with your Chevrolet or GMC dealer for program compatibility and other restrictions. For complete program requirements, including information regarding offers, vehicles, equipment, options, warranties and ordering information, consult with your Chevrolet or GMC dealer.



Establishing a New GM Fleet Account Number (FAN)

A. DETERMINE IF A PROSPECT IS QUALIFIED:

A qualified fleet customer/user is defined as any company or organization that purchases and registers or leases five (5) or more new cars and/or trucks solely for use in its operations during the current or preceding model or calendar year or preceding twelve (12) month period, OR that owns or leases fifteen (15) or more cars and/or trucks solely for use in its operations. All political subdivisions and public utilities are considered to be qualified fleet users. The qualified fleet customer is always determined by the ultimate user and the ongoing use of the vehicle in their business operations. This principle applies to vehicles purchased from a General Motors dealer or leased from a financial institution. All customers must meet the in-service requirements.

B. IF A PROSPECT IS QUALIFIED:

A General Motors dealer is required to submit an enrollment application through GM DealerWorld. The enrollment application can be found on the GM FANS website. The following information is required:

1. Name of business
2. Both physical and mailing addresses (if different)
3. Name and phone number of contact person

Upon completion of the enrollment application on the website, dealer will submit this document electronically. Upon processing, a General Motors FAN will be issued and the requesting dealer will be advised of the FAN via e-mail.

All backup information documenting the prospect's qualification as a qualified fleet customer must be retained at the dealership submitting the enrollment application.

STANDARD FLEET ELIGIBILITY GUIDELINES

Unless otherwise indicated, the following eligibility guidelines will apply to all fleet incentive/allowance programs.

- A. The order period will begin with the announcement of the 2013 model year fleet incentive programs and end when dealers are notified that 2013 model year orders are no longer being accepted by the respective GM Divisions.
- B. The delivery period is the start of 2013 production through the end of 2013 production.
- C. Eligible vehicles must remain in service for a minimum of six (6) months (even if the retail alternative incentive is selected). However, if a vehicle has been damaged beyond repair, i.e., fire, frame or water damage, etc., and documentation is available to support the condition, this provision will be waived.
- D. All qualified fleet orders for eligible models received from dealers must contain a valid fleet order type.
- E. All qualified fleet orders for eligible models received from dealers must contain the GM Fleet Account Number (FAN) of record and the FAN account name.
- F. Dealer Order Acknowledgments must be checked to verify accuracy of orders submitted.
- G. Dealer orders currently on hand or in the system that qualify under these programs, except that they do not contain the appropriate processing options, can be amended or canceled and reordered if they have not been approved for production (preferenced). This is the ordering dealer's responsibility.
- H. Vehicles delivered to unqualified customers are ineligible, and the dealer's open account will be debited for the amount of the credit and any other fleet allowance paid. Failure to comply with these guidelines may also result in the dealer being disqualified from future participation in Fleet programs and/or termination of the dealer's Sales and Service Agreement. Failure to report a FAN and valid fleet delivery type on the delivery record, if required by the GM Division, will automatically generate a debit to the dealer's open account.
- I. Eligible passenger car deliveries must be made to the ultimate customer through a dealership representing the GM marketing division. Passenger car deliveries made through any entity or individual other than the General Motors dealer are ineligible for payment. Eligible light-duty truck orders may be delivered through body builders if the end user is a qualified fleet or political subdivision, including the federal government.
- J. Dealers must take full responsibility for including the proper processing option on the orders. No additions or changes will be accepted after orders are approved for production (preferenced).
- K. Fleet orders submitted with both a fleet processing option and any ineligible fleet or retail incentive option will be rejected with an error message.
- L. Acceptance of an order on any vehicle line does not constitute a commitment to build or to build in a requested time frame.
- M. Those orders not produced during the 2013 model production period will be canceled. There are no provisions for dealers to receive any allowance for those canceled orders.
- N. Order Workbench delivery codes reported by dealers must be the same as the Order Workbench codes provided in incentive program guidelines.

IMPORTANT

Information contained in this reference guide is intended to be a quick reference digest only. In no way does it supersede program dealer letters or guidelines. To assure accuracy, check official documents before placing any orders. Specific questions or requests for assistance should be addressed to GM Fleet & Commercial Operations.

GM Fleet & Commercial Action Center
1-800-Fleetop (800-353-3867)

GM Fleet Account Number System (FANS)

A Qualified Fleet User is defined as any company that has purchased and registered or leased five (5) or more new cars and/or trucks (any combination of manufacturers) solely for use in its operation during the current or preceding calendar year or model year, or preceding twelve (12) month period, or that owns or leases fifteen (15) or more cars and trucks. Supporting documentation must be retained by the dealer and made available to GM upon request.

Fleet Account Numbers are assigned to qualified fleet companies upon application to General Motors through the GM Fleet Account Number System (GMFANS) in GlobalConnect. All marketing divisions of General Motors utilize a Common FAN for Ordering & Delivery of vehicles. Qualified Fleet customers may be eligible for fleet incentives, fleet programs and/or other incentives in conjunction with the purchase or lease of new cars and trucks.

Fleet users and/or GM dealers who do not comply with the Fleet Program requirements may have their Fleet Account Number terminated and may be charged back incentives or allowances. See the GMFANS website for retention rules and other stipulations.

Fleet Enrollment Application Processing

Fleet Account Numbers are assigned to qualified fleet companies upon application to General Motors through the GM Fleet Account Number System (GMFANS) in GlobalConnect. Each enrollment screen is reviewed prior to issuing new Fleet Account Numbers. Dealers will be notified of the results of this review via electronic mail. If the dealer or the fleet customer needs further clarification concerning a Fleet Account Number, a call should be placed to the Fleet Action Center at 1-800-FLEETOP (1-800-353-3867).

General Motors Dual Fleet Account Number Process

To process orders and deliveries for passenger cars and trucks for Fleet Leasing and Fleet Management Companies, General Motors requires the use of two (2) Fleet Account Numbers. Orders of this type should be entered in the Order Workbench system using the order type "FLS – Fleet Leasing Company." Deliveries of these types of sales should be reported through the Order Workbench, Deliver Vehicle tab using the delivery type "014 – Fleet Leasing Company." The Primary FAN to be entered is that of the Fleet Management or Fleet Leasing Company (lessor). The Lessee/End User FAN is that of the ultimate user/customer. This procedure allows both the dealers and GM to accurately track orders and deliveries for its fleet customers.



BUSINESS AUTO FINANCING & LEASING

Buy: Drive as much as you want

SmartLease: Saves capital

ComTRAC Lease: Open-ended lease

Municipal Lease-Purchase Plan: Flexible payment schedules

Commercial Line of Credit: Buy or lease the vehicles you need

Third-Party Guaranty: Transactions stay with the business

BUY

Auto financing for your business

Ally has financing options that can be customized for your business. Financing offers a number of advantages, including:

- Ownership of the vehicle, titled in business' name
- No restraints on mileage or wear
- Ability to sell or trade in the vehicle at any time

LEASE

SmartLease for business

A Business SmartLease offers a number of specific business benefits:

- Most SmartLease terms end before the new-vehicle limited warranty ends, so the manufacturer typically pays for major covered repairs during the lease term
- You can obtain new vehicles more often, maintaining a professional image through more frequent fleet replacement. You get protection against depreciation risks or trade-in worries.

ComTRAC

Ally's ComTRAC lease is an [open-ended lease](#) that can be good for your business. This is because the cost of the vehicles can be depreciated or expensed.

Choose from a wide range of new vehicles:

- Passenger cars [Light-duty trucks](#) [Medium-duty trucks](#) of any make or model (including those with unusual or specialized [up-fits](#) or high-mileage requirements). A ComTRAC Lease offers a number of business benefits: Tailored [residual value](#) to meet your needs – this gives you more flexibility in determining [monthly payments](#) and managing your cash flow.
- Unlimited mileage
- No excess wear charges
- New vehicles to your fleet added quickly and easily
- Terms up to 72 months

MUNICIPAL LEASE-PURCHASE PLAN

What is it?

Our Municipal Lease-Purchase Program was specifically designed for municipalities that intend to own their vehicles. It's a financing program that combines elements of both financing and leasing. And it's ideal for eligible entities interested in financing [essential use vehicles](#) used for municipal business – with tax-exempt interest rates.

Benefits for municipalities

The Municipal Lease-Purchase Plan offers municipalities the following:

- Ability to stretch municipality dollars
- Flexibility of obtaining vehicles when they're needed, not just at certain times of the fiscal year
- Documentation designed with municipalities' specific requirements in mind
- Flexible payment schedules
- No mileage restrictions
- Optional extended service agreement
- Optional maintenance packages

COMMERCIAL LINE OF CREDIT

The foundation of a business fleet

Ally's Commercial Line of Credit, which includes pre-approval for vehicle financing, is a convenient way for qualified companies to build business fleets – without a fee.

It's flexible enough to meet the needs of almost any business, and can be applied to passenger cars or light- and medium-duty business vehicles of any make or model.

Vehicle conversions can be performed by any approved [upfitter](#).

THIRD-PARTY GUARANTY PROGRAM

Keep your business transactions with the business

Designed exclusively with the business owner in mind, our Third-Party Guarantee Program allows you to keep your business transactions with the business – and your name off of the vehicle contract and title.

© 2012 Ally Financial. All rights reserved. Ally, SmartLease and ComTRAC are registered service marks of Ally Financial.

Mini/Small/Compact Car

Buick Verano	Dodge Caliber Fiat 500
Chevrolet Cruze/Sonic/Spark/Volt	Ford Fiesta/Focus Honda Civic/Fit/Insight Hyundai Accent/Elantra Kia Rio/Soul/Forte Mazda2/3 MINI Cooper Mitsubishi Lancer Nissan Sentra/Versa/Cube/Leaf Scion tC/xD/iQ Subaru Impreza Suzuki Kizashi/SX4 Toyota Corolla/Matrix/Yaris/Prius Volkswagen Beetle/GTI/Jetta/Golf/EOS

Midsize & Large

Buick LaCrosse/Regal	Chrysler 200/300 Dodge Avenger/Charger Ford Taurus/Fusion Honda Accord
Chevrolet Impala/Malibu	Hyundai Azera/Sonata/Genesis Sedan Kia Optima Mazda6 Mitsubishi Galant Nissan Altima/Maxima Subaru Legacy/Outback Toyota Avalon/Camry/Venza Volkswagen Passat/CC

Luxury

Cadillac ATS/CTS/XTS	Aston Martin Bentley Arnage/Azure/Brooklands/Continental/Flying Spur/Mulsanne Acura RL/TL/TSX Audi A3/A4/A5/A6/A8 BMW 1-, 3-, 5-, 7-Series Fisker Karma Hyundai Equus Infiniti G/M Jaguar XF/XJ Lexus ES/GS/IS/LS Lincoln Town Car/MKZ/MKS Maserati Quattroporte Maybach Mercedes-Benz CLK/C-, CL-, CLS-, E-, S-Class Porsche Panamera Rolls Royce Saab 9-3/9-5 Volvo C30/S40/S60/S80/V50/V70/C70
-----------------------------	--

Sport

Chevrolet Camaro/Corvette	Aston Martin Audi TT/R8/A5/S4/S5 BMW Z4, 6-Series Dodge Challenger/Viper Ferrari Ford Mustang Hyundai Genesis Coupe Jaguar XK Lamborghini Lexus SC Lotus Elise/Exige/Evora Maserati GranTurismo Mazda MX-5 Miata/RX-8 Mercedes-Benz SLK/SLR/SL-Class Mitsubishi Eclipse Nissan 370Z/GT-R Porsche 911/Boxster/Cayman
----------------------------------	---

Sport Utility/Crossover

Buick Enclave/Encore	Acura MDX/RDX/ZDX Audi Q5/Q7 BMW X3/X5/X6
Cadillac Escalade/ Escalade ESV/ SRX	Dodge Durango/Journey/Nitro Ford Edge/Escape/Expedition/Expedition EL/Explorer/Flex/SportTrac Honda CR-V/Element/Pilot/Crosstour Hyundai Santa Fe/Tucson/Veracruz Infiniti EX/FX/QX Jeep Commander/Compass/Grand Cherokee/Liberty/Patriot/Wrangler Kia Sportage/Sorento/Borrego Land Rover LR2/LR4/Range Rover/Range Rover Sport Lexus GX/LX/RX Lincoln MKX/MKT/Navigator/Navigator L Mazda CX-7/CX-9/Tribute Mercedes-Benz G-, GL-, GLK-, M-, R-Class Mitsubishi Outlander/Endeavor Nissan Armada/Juke/Murano/Pathfinder/Xterra/Rogue Porsche Cayenne Subaru Tribeca/Forester Suzuki Grand Vitara Toyota 4Runner/FJ Cruiser/Highlander/Land Cruiser/RAV4/Sequoia/4Runner/Venza VW Touareg/Tiguan/Routan Volvo XC60/XC70/XC90
Chevrolet Captiva Sport/ Equinox/ Tahoe/ Suburban/ Traverse	
GMC Acadia/ Terrain/ Terrain Denali/ Yukon/ Yukon XL/ Denali	

Fullsize Pickups

Cadillac Escalade EXT	Dodge Ram 1500/2500/3500 Ford F-150 Ford SuperDuty F250/F350 Nissan Titan Toyota Tundra
Chevrolet Avalanche/ Silverado 1500/2500HD/ 3500HD	
GMC Sierra 1500/2500HD/ 3500HD/ Denali	

Passenger Van

Chevrolet Express	Chrysler Town & Country Dodge Caravan Ford E-Series
GMC Savana	Honda Odyssey Kia Sedona Toyota Sienna Volkswagen Routan

Cargo Van

Chevrolet Express	Dodge Grand Caravan Ford E-Series Nissan NV
GMC Savana	Mercedes-Benz Sprinter Ram C/V

Vehicle Model Designations

Buick

	FWD	AWD	
Enclave	4R14526	4V14526	
Encore	N/A	N/A	
	FWD Sedan	AWD Sedan	
LaCrosse 1SB	4GB69	-	
LaCrosse 1SL	4GM69	4GG69	
LaCrosse 1SR	4GT69	-	
LaCrosse 1ST	4GT69		
		Sedan	
Regal		4GR69	
Regal Turbo		4GS69	
Regal GS		4GJ69	
		Sedan	
Verano		4PG69	
Verano with Leather Appointments		4PH69	

Cadillac

	RWD	AWD	
ATS	6AB69	6AM69	
	Sedan	Wagon	Coupe
CTS 3.0L RWD	6DM69	6DM35	-
CTS 3.0L AWD	6DG69	6DG35	-
CTS 3.6L RWD	6DP69	6DP35	6DP47
CTS 3.6L AWD	6DH69	6DH35	6DH47
CTS-V	6DN69	6DN35	6DN47
	RWD	AWD	
Escalade	6C10706	6K10706	
Escalade Hybrid	6C10706	6K10706	
Escalade ESV	6C10906	6K10906	
Escalade EXT	-	6K10936	
	FWD	AWD	
SRX	6NG26	6NL26	
	FWD	AWD	
XTS	6GD69	6GX69	

Chevrolet

	RWD	4WD	
Avalanche	CC10936	CK10936	
	Convertible	Coupe	
Camaro 1LS	-	1EE37	
Camaro 2LS	-	1EN37	
Camaro 1LT	1EF67	1EF37	
Camaro 2LT	1EH67	1EH37	
Camaro 1SS	1ES67	1ES37	
Camaro 2SS	1ET67	1ET37	
Camaro ZL1	1EY67		
		Sedan	
Caprice PPV		1EW19	
	FWD	AWD	
Captiva Sport 1LS	1LD26	-	
Captiva Sport 2LS	1LD26	-	
Captiva Sport LT	1LE26	-	
Captiva Sport LTZ	1LN26	-	
	Coupe	Convertible	
Corvette	1YY07	1YY67	
Corvette 427		1YG67	
Corvette Grand Sport	1YG07	1YG67	
Corvette ZR1/Z06	1YY87		
		Sedan	
Cruze LS		1PL69	
Cruze 1LT		1PX69	
Cruze 2LT		1PZ69	
Cruze LTZ		1PW69	
Cruze ECO		1PB69	
	FWD	AWD	
Equinox LS	1LF26	1LG26	
Equinox LT	1LH26	1LK26	
Equinox LTZ	1LJ26	1LM26	
	Regular Wheelbase	Extended Wheelbase	
Express Passenger Van 1500 RWD	CG13406	-	
Express Passenger Van 1500 AWD	CH13406	-	
Express Passenger Van 2500 RWD	CG23406	-	
Express Passenger Van 3500 RWD	CG33406	CG33706	
Express Cargo Van 1500 RWD	CG13405	-	
Express Cargo Van 1500 AWD	CH13405	-	
Express Cargo Van 2500 RWD	CG23405	CG23705	
Express Cargo Van 3500 RWD	CG33405	CG33705	
	139-in. wheelbase	159-in. wheelbase	177-in. wheelbase
Express Cutaway Van	CG33503	CG33803	G33903
		Sedan	
Impala LS (fleet)		1WF19	
Impala LT (fleet)		1WG19	
Impala LTZ		1WU19	
Impala Police		1WS19	
		Sedan	
Malibu LS		1GB69	
Malibu ECO/LT		1GC69	
Malibu LTZ		1GD69	

Chevrolet (cont.)

	RWD	4WD
Silverado 1500 Regular Cab Standard Box	CC10703	CK10703
Silverado 1500 Regular Cab Long Box	CC10903	CK10903
Silverado 1500 Extended Cab Standard Box	CC10753	CK10753
Silverado 1500 Extended Cab Long Box	CC10953	CK10953
Silverado 1500 and Hybrid Crew Cab Short Box	CC10543	CK10543
Silverado 2500HD Regular Cab Long Box	CC20903	CK20903
Silverado 2500HD Extended Cab Standard Box	CC20753	CK20753
Silverado 2500HD Extended Cab Long Box	CC20953	CK20953
Silverado 2500HD Crew Cab Standard Box	CC20743	CK20743
Silverado 2500HD Crew Cab Long Box	CC20943	CK20943
Silverado 3500HD Regular Cab Long Box	CC30903	CK30903
Silverado 3500HD Extended Cab Long Box	CC30953	CK30953
Silverado 3500HD Crew Cab Standard Box	CC30743	CK30743
Silverado 3500HD Crew Cab Long Box	CC30943	CK30943
	RWD	4WD
	Chassis Cab	Chassis Cab
Silverado 3500HD Regular Cab 60-in. CA	CC31003	CK31003
Silverado 3500HD Regular Cab 84-in. CA	CC31403	CK31403
Silverado 3500HD Crew Cab 59-in. CA	CC31043	CK31043
	Sedan	5-Door
Sonic LS	1JU69	1JU48
Sonic LT	1JV69	1JV48
Sonic LTZ	1JW69	1JW48
Sonic RS	-	1JY48
	Coupe	
Spark	1CV48	
	RWD	4WD
Tahoe and Tahoe Hybrid	CC10706	CK10706
Tahoe Police	CC10706	-
Tahoe Special Services	-	CK10706
Suburban 1500	CC10906	CK10906
Suburban 2500	CC20906	CK20906
	FWD	AWD
Traverse	CR14526	CV14526
		Sedan
Volt		1RC68

GMC

	FWD	AWD	
Acadia	TR14526	TV14526	
	Regular Wheelbase	Extended Wheelbase	
Savana Passenger Van 1500 RWD	TG13406	-	
Savana Passenger Van 1500 AWD	TH13406	-	
Savana Passenger Van 2500 RWD	TG23406	-	
Savana Passenger Van 3500 RWD	TG33406	TG33706	
Savana Cargo Van 1500 RWD	TG13405	-	
Savana Cargo Van 1500 AWD	TH13405	-	
Savana Cargo Van G2500 RWD	TG23405	TG23705	
Savana Cargo Van G3500 RWD	TG33405	TG33707	
	139-in. wheelbase	159-in. wheelbase	177-in. wheelbase
Savana Cutaway Van	TG33503	TG33803	TG33903
	RWD	4WD	
Sierra 1500 Regular Cab Standard Box	TC10703	TK10703	
Sierra 1500 Regular Cab Long Box	TC10903	TK10903	
Sierra 1500 Extended Cab Standard Box	TC10753	TK10753	
Sierra 1500 Extended Cab Long Box	TC10953	TK10953	
Sierra 1500, Denali, Hybrid Crew Cab Short Box	TC10543	TK10543	
Sierra 2500HD Regular Cab Long Box	TC20903	TK20903	
Sierra 2500HD Extended Cab Standard Box	TC20753	TK20753	
Sierra 2500HD Extended Cab Long Box	TC20953	TK20953	
Sierra 2500HD Crew Cab Standard Box	TC20743	TK20743	
Sierra 2500HD Crew Cab Long Box	TC20943	TK20943	
Sierra 3500HD Regular Cab Long Box	TC30903	TK30903	
Sierra 3500HD Extended Cab Long Box	TC30953	TK30953	
Sierra 3500HD Crew Cab Standard Box	TC30743	TK30743	
Sierra 3500HD Crew Cab Long Box	TC30943	TK30943	
	RWD	4WD	
	Chassis Cab	Chassis Cab	
Sierra 3500HD Regular Cab 60-in. CA	TC31003	TK31003	
Sierra 3500HD Regular Cab 84-in. CA	TC31403	TK31403	
Sierra 3500HD Crew Cab 59-in. CA	TC31043	TK31043	
	FWD	AWD	
Terrain SLE-1	TLF26	TLG26	
Terrain SLE-2 and SLT-1	TLH26	TLK26	
Terrain SLT-2	TLJ26	TLM26	
	RWD	4WD	
Yukon and Yukon Hybrid	TC10706	TK10706	
Yukon Denali	TC10706	TK10706	
Yukon Denali Hybrid	TC10706	TK10706	
Yukon XL 1500	TC10906	TK10906	
Yukon XL Denali 1500	TC10906	TK10906	
Yukon XL 2500	TC20906	TK20906	
Yukon XL Denali 2500	TC20906	TK20906	

2012 Fuel Economy

These are EPA-estimated gasoline mileage figures for 2012.
For the latest information, go to fuelconomy.gov.

Model	Engine	City	Highway
Buick			
Enclave	3.6L V6 FWD	17	24
	3.6L V6 AWD	16	22
LaCrosse	2.4L 4-cyl. FWD	25	36
	3.6L V6 FWD	17	27
	3.6L V6 AWD	16	26
Regal	2.0L 4-cyl. Manual	20	32
	2.0L 4-cyl. Auto	18	29
	2.4L 4-cyl. Auto	19	31
eAssist	2.4L 4-cyl. Auto	25	36
Verano	2.4L 4-cyl. Auto	21	32
Cadillac			
CTS	3.0L V6 RWD Auto	18	27
	3.0L V6 AWD	18	26
	3.6L V6 RWD Auto	18	27
	3.6L V6 AWD	18	27
	Wagon	3.0L V6 RWD	18
	3.0L V6 AWD	18	26
	3.6L V6 RWD	18	26
	3.6L V6 AWD	18	26
CTS-V	6.2L V8 Manual SC	14	19
CTS-V Wagon	6.2L V8 Manual	14	19
Escalade	6.2L V8 2WD	14	18
	6.2L V8 AWD	13	18
Hybrid	6.0L V8 2WD	20	23
	6.0L V8 4WD	20	23
ESV	6.2L V8 2WD	14	18
	6.2L V8 AWD	13	18
EXT	6.2L V8 AWD	13	18
SRX	3.6L V6 2WD	17	24
	3.6L V6 AWD	16	23

Model	Engine	City	Highway
Chevrolet			
Avalanche	5.3L V8	15	21
Camaro	3.6L V6 Manual	17	28
	3.6L V6 Auto	19	30
	3.6L V6 Auto (S6)	18	29
	6.2L V8 Manual	16	24
	6.2L V8 Auto	15	24
Caprice PPV	3.6L V6 Auto	15	24
Captiva	2.4L 4-cyl. FWD	20	28
	3.0L 6-cyl. FWD	17	24
	3.0L 6-cyl. AWD	16	22
Cruze	1.4L 4-cyl. Manual	26	38
	1.4L 4-cyl. Auto	26	38
	1.8L 4-cyl. Manual	25	36
	1.8L 4-cyl. Auto	22	35
	ECO	1.4L 4-cyl. Manual	28
	1.4L 4-cyl. Auto	26	39
Corvette	6.2L V8 Manual	16	26
	6.2L V8 Auto	15	25
	7.0L V8 Manual	15	24
	6.2L V8 SC Manual	14	21
Equinox	2.4L 4-cyl. FWD	22	32
	2.4L 4-cyl. AWD	20	29
	3.0L V6 FWD	17	24
	3.0L V6 AWD	16	23
Express Passenger			
1500	5.3L V8 2WD	13	17
	5.3L V8 AWD	13	17
2500	4.8L V8 2WD	11	17
	6.0L V8 2WD	11	16
3500	6.0L V8 2WD	10	15
	Cargo 1500	4.3L V6 2WD	15
	5.3L V8 2WD	13	18
	5.3L V8 AWD	13	17
2500/3500	6.0L V8 2WD	10	15

Model	Engine	City	Highway
Chevrolet (cont.)			
Impala	3.6L V6	18	30
Malibu	2.4L 4-cyl.	22	33
	3.6L V6	17	26
eAssist	2.4L 4-cyl.	25	37
Silverado 1500	4.3L V6 2WD	15	20
	4.3L V6 4WD	14	18
	4.8L V8 2WD	14	19
	4.8L V8 4WD	13	18
	5.3L V8 2WD	15	21
	5.3L V8 4WD	15	21
	6.2L V8 2WD	13	18
Hybrid	6.2L V8 4WD	12	18
	6.0L V8 2WD	20	23
XFE	6.0L V8 4WD	20	23
	5.3L V8 2WD	15	22
Sonic	1.4L 4-cyl Auto	27	37
	1.4L 4-cyl Manual	29	40
	1.8L 4-cyl Auto	25	35
	1.8L 4-cyl Manual	26	35
Suburban	1500	15	21
	2500	10	16
		6.0L V8 4WD	10
Tahoe	5.3L V8 2WD	15	21
	5.3L V8 4WD	15	21
	Hybrid	6.0L V8 2WD	20
Hybrid	6.0L V8 4WD	20	23
Traverse	3.6L V6 FWD	17	24
	3.6L V6 AWD	16	23
Volt	Electricity only	95	93
	Gas only	35	40
GMC			
Acadia	3.6L V6 FWD	17	24
	3.6L V6 AWD	16	23

Model	Engine	City	Highway	
GMC (cont.)				
Savana Passenger	1500	5.3L V8 2WD	13	17
		5.3L V8 AWD	13	17
	2500	4.8L V8 2WD	11	17
		6.0L V8 2WD	11	16
	3500	4.8L V8 2WD	11	17
		6.0L V8 2WD	11	17
	Cargo 1500	4.3L V6 2WD	15	20
5.3L V8 2WD		13	18	
2500/3500	5.3L V8 AWD	13	17	
	6.0L V8 2WD	10	15	
Sierra 1500	4.3L V6 2WD	15	20	
	4.3L V6 4WD	14	18	
	4.8L V8 2WD	14	19	
	4.8L V8 4WD	13	18	
	5.3L V8 2WD	15	21	
	5.3L V8 4WD	15	21	
	6.2L V8 2WD	13	18	
Hybrid	6.2L V8 4WD/AWD	12	18	
	6.0L V8 2WD	20	23	
XFE	6.0L V8 4WD	20	23	
	5.3L V8 2WD	15	22	
Terrain	2.4L 4-cyl. FWD	22	32	
	2.4L 4-cyl. AWD	20	29	
	3.0L V6 FWD	17	24	
	3.0L V6 AWD	16	23	
Yukon 1500	5.3L V8 2WD	15	21	
	5.3L V8 4WD	15	21	
	6.2L V8 2WD	14	18	
	Hybrid	6.0L V8 2WD	20	23
	6.0L V8 4WD	20	23	
Yukon XL	1500	5.3L V8 2WD/4WD	15	21
	2500	6.0L V8 2WD	10	16
		6.0L V8 4WD	10	15
Yukon Denali	6.2L V8 AWD	13	18	
	Hybrid	6.0L V8 4WD	20	23
Yukon XL Denali	1500	6.2L V8 AWD	13	18

PASSENGER CAR ASSEMBLY PLANT

Assembly Location	Division	Brand
Bowling Green	CHEVROLET	CORVETTE
Chanchung	BUICK CHEVROLET	ENCORE SPARK
Detroit/Hamtramck	CHEVROLET	VOLT
Elizabeth, South Australia	CHEVROLET	CAPRICE PPV
Fairfax	BUICK CHEVROLET	LACROSSE MALIBU
Lansing Grand River	CADILLAC CADILLAC	CTS ATS
Lordstown	CHEVROLET	CRUZE
Orion	BUICK CHEVROLET	VERANO SONIC
Oshawa 1	BUICK CADILLAC CHEVROLET	REGAL XTS CAMARO
Oshawa 2	CHEVROLET	IMPALA

TRUCK ASSEMBLY PLANT

Assembly Location	Division	Brand
Arlington	CADILLAC CHEVROLET GMC	ESCALADE ESCALADE ESV TAHOE SUBURBAN YUKON YUKON XL
Flint	CHEVROLET GMC	SILVERADO HD CREW, HD REG, LD CREW SIERRA HD CREW, HD REG
Fort Wayne	CHEVROLET GMC	SILVERADO LD EXT, LD REG, HD EXT, HD REG SIERRA LD EXT, LD REG, HD EXT, HD REG
Lansing Delta Township	BUICK CHEVROLET GMC	ENCLAVE TRAVERSE ACADIA
Oshawa 2	CHEVROLET	EQUINOX
Ramos Arizpe 2	CADILLAC CHEVROLET	SRX CAPTIVA SPORT
Silao Assembly Plant	CADILLAC CHEVROLET GMC	ESCALADE EXT AVALANCHE SILVERADO LD CREW SIERRA LD CREW
Wentzville	CHEVROLET GMC	EXPRESS SAVANA
Cami (Joint Venture)	CHEVROLET GMC	EQUINOX TERRAIN

THIS MATERIAL IS NOT LEGALLY APPROVED FOR USE IN ANY ADVERTISING.

We have tried to make this guide comprehensive and factual. We reserve the right, however, to make changes at any time, without notice, in prices, colors, materials, equipment, specifications, models and availability. Specifications, dimensions, measurements, ratings and other numbers in this guide and other printed materials provided at the dealership or affixed to vehicles are approximates based upon design and engineering drawings, prototypes and laboratory tests.

Your vehicle may differ due to variations in manufacture and equipment. Since some information may have been updated since the time of release, please check with your GM dealer for complete details. Competitive comparison claims are based on most current competitive information. GM reserves the right to lengthen or shorten the model year for any product for any reason, or to start and end model years at different times.

The vehicles described in this guide are equipped with engine and components produced and assembled by different operating units of General Motors, its subsidiaries and suppliers, and these engines and components may change or be obtained from different sources from time to time. All such engines and components are approved for use in GM vehicles. Certain equipment ordered may be unavailable at the time of assembly. Some of the equipment shown or described throughout this guide may be available at extra cost, and/or supplied by an independent supplier.

See your local General Motors Fleet Account Executive or Dealer Fleet/Commercial Sales Manager for up-to-date information, or see the GM Online Order Guide at gmfleet.com.

COPYRIGHT AND TRADEMARK

© Copyright 2012 General Motors LLC. All Rights Reserved. All text, images, graphics and other materials in this Guide are subject to the copyright and other intellectual property rights of General Motors LLC. These materials may not be reproduced, distributed or modified without the express written permission of General Motors LLC.

The marks appearing in this guide including, but not limited to: (i) GM and the GM Logo; (ii) Chevrolet, Buick, Cadillac and GMC and their respective logos, emblems, slogans and vehicle model names and body designs; and (iii) other marks such as GM Fleet and Commercial, Ally, ACDelco, StabiliTrak, Rainsense and QuietTuning are trademarks and/or service marks of General Motors LLC, its subsidiaries, affiliates or licensors. The SiriusXM name and related logos are registered trademarks of SiriusXM Satellite Radio, Inc. OnStar and the OnStar emblems are registered trademarks of OnStar LLC. Bose is a registered trademark of the Bose Corp.

AN IMPORTANT NOTE ABOUT ALTERATIONS AND WARRANTIES

Installations or alterations to the original equipment vehicle (or chassis) as distributed by General Motors are not covered by the General Motors New Vehicle Limited Warranty. The special body company, assembler, equipment installer or upfitter is solely responsible for warranties on the body or equipment and any alterations (or any effect of the alterations) to any of the parts, components, systems or assemblies installed by GM. General Motors is not responsible for the safety or quality of design features, materials, or workmanship of any alterations by such suppliers.

DETAILED NOTES, AS APPLICABLE TO REFERENCES ON INDIVIDUAL VEHICLE PAGES

1. Visit OnStar.com for coverage map, system limitations and details.
2. SiriusXM Radio requires a subscription, sold separately by SiriusXM after the trial period. Services vary by model and conditions. Not available in Alaska or Hawaii. For more information, visit gm.xmradio.com.
3. When properly equipped. Cargo and load capacity limited by weight and distribution.
4. Maximum Gross Vehicle Weight Rating (GVWR). When properly equipped, includes vehicle, passengers, cargo and equipment.
5. Maximum payload capacity includes weight of driver, passengers, optional equipment and cargo. Cargo and load capacity limited by weight and distribution.
6. Maximum Trailer Weight ratings are calculated assuming a base vehicle, except for options necessary to achieve the rating, plus driver. The weight of other optional equipment, passengers and cargo will reduce the maximum trailer weight your vehicle can tow. See Order Guide for additional information.
7. Premium paint — available at extra cost.
8. Navigation Systems — map coverage includes only the 48 contiguous United States and portions of Hawaii and Canada. Not available in Alaska, Puerto Rico or the Virgin Islands.
9. E85 is 85% ethanol, 15% gasoline. Visit gm.com/biofuels to see where there is an E85 station near you.
10. Actual colors may vary.
11. The Bluetooth word mark is a registered trademark owned by Bluetooth SIG, Inc. and any use of such mark by GM is under license. Go to gm.com/bluetooth to find out which Bluetooth phones are compatible with the vehicle.
12. Not compatible with all devices.
13. Full functionality requires compatible Bluetooth and Smartphone. Some devices require USB connectivity.
14. Data plan rates apply.