

2020

# Atlas Cross Sport



Volkswagen



Introducing the all-new  
**2020 Atlas Cross Sport**





A showstopper. **Period.**





#### **Panoramic sunroof**

With an available panoramic sunroof that's almost 5 feet long, things are looking way, way up.

#### **Front and rear heated seats**

Help keep all of your passengers toasty when it gets cold with available heated seats in both the front and rear outboard seats.

#### **Spacious 2nd row**

A roomy 2nd row means no more arguing about the front seat.

#### **Cargo space**

Comfortably carry what you need with 77.8 cubic feet of space with the rear seats folded down.

#### **Exterior styling**

A raked roofline emphasizes its modern and sporty design.

#### **R-Line trim**

The Atlas Cross Sport R-Line trim (later availability) features unique bumpers and badging.

#### **Advanced LED headlights and LED taillights**

Illuminate your path with the available advanced LED headlights. You can also enjoy efficient and long-lasting LED taillights.

#### **21" wheels**

Available bold, five split-spoke in two-tone machined alloy wheels are encouraged.



Always ensure cargo is properly secured. See Owner's Manual for details.



Our top-of-the-line tech.  
**At your fingertips.**

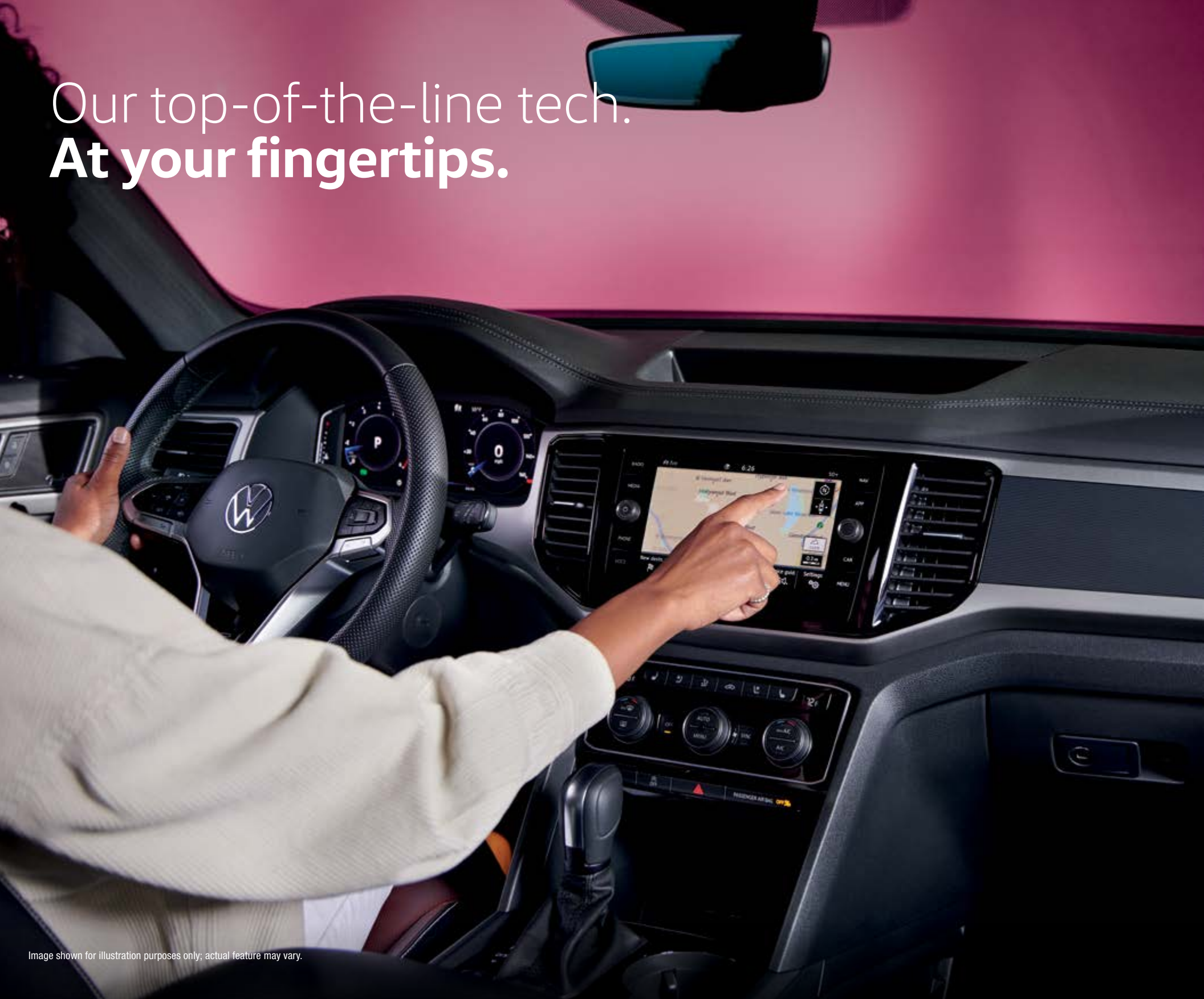


Image shown for illustration purposes only; actual feature may vary.



Image shown for illustration purposes only; actual feature may vary.

### Fender® Premium Audio System

Enjoy your favorite artists with the available 480-watt Fender Premium Audio System.

### Touchscreen navigation system

An available 8" color display shows dynamic route guidance assistance with turn-by-turn information.

### Volkswagen digital cockpit

The available 10" digital display can keep everything from navigation directions to altitude right in front of you in high-resolution.



### Driver personalization

The Atlas Cross Sport can store up to four driver profiles, remembering your personal preference for a wide variety of different settings and systems.



### Full screen navigation view

The available full screen navigation view increases the size of the map, giving you a larger view of where you're going and how to get there.







Power when you need it.  
**Or just when you want it.**





#### **4MOTION® All-Wheel Drive with Active Control**

With the turn of a dial, you can switch between four different all-wheel-drive modes to the one that fits your current driving situation.

#### **Engine power**

Driving just got more fun with a 2.0L 4-cylinder engine with 235 hp (achieved with premium fuel) and 258 lb-ft of torque—or available 3.6L V6 engine with 276 hp and 266 lb-ft of torque.

#### **Towing capacity\***

When properly equipped with a factory-installed towing hitch, the available 3.6L V6 engine can safely tow up to 5,000 lbs.

#### FEATURES

---

- 2.0L TSI® turbocharged engine
- 8-speed automatic transmission with Tiptronic® and Sport mode
- Start-Stop System

#### AVAILABLE FEATURES

---

- 3.6L V6 FSI® engine



Image shown for illustration purposes only; actual feature may vary.



# A lot goes in **before you do**

Driver Assistance features can help give you more confidence on your drive.

Image shown for illustration purposes only; actual feature may vary.

## **Park Distance Control\***

Available Park Distance Control has sensors that can help you back out of or drive into a parking spot. Audible signals and the optical parking system on the display indicate how much space you have behind and, on some vehicles, in front of the vehicle when parking. If you get too close to a detected object, the system beeps as a warning. Maneuver Braking (included with Park Distance Control) can apply emergency braking force automatically to help mitigate, and in best case help prevent, collisions with detected stationary obstacles while you maneuver the vehicle.

## **Forward Collision Warning and Autonomous Emergency Braking (Front Assist)\***

The Forward Collision Warning (included in Front Assist) system can help monitor traffic and can alert you acoustically and visually to a potential rear-end collision with the vehicle moving ahead. If it senses that a collision is imminent, Autonomous Emergency Braking (included in Front Assist) can support the driver with increased brake pressure or, if the driver does not react at all, it can apply the brakes automatically. Pedestrian Monitoring (included in Front Assist) feature can warn of pedestrians crossing in front of the vehicle and, under certain circumstances, can brake automatically to help mitigate the outcome of a collision with a pedestrian if the driver doesn't respond to the warnings.

## **Parking Steering Assistant (Park Assist)\***

The available Parking Steering Assistant (Park Assist) can determine if a parking spot is big enough for your Volkswagen. Then it will help steer the vehicle into and out of the space, either parallel or perpendicular. You operate the accelerator, brake, and shifter; it does the rest.



### Lane Keeping System (Lane Assist)\*

When moving, the available Lane Keeping System (Lane Assist) can sense if you start to drift into another lane without using the turn signal. Within the limits of the system, Lane Assist can help steer to help keep you in the current lane when lane boundaries are detected.




### Blind Spot Monitor\*

The Blind Spot Monitor is a feature that can sense what you might miss. If you attempt to change lanes, Blind Spot Monitor can help alert you to other cars that may be in your blind spot. The Active Blind Spot Monitor (available when vehicle is equipped with Lane Assist) on select models can also counter-steer within the limits of Lane Assist to help keep you in your lane if you attempt to change lanes when a vehicle is in your blind spot.



### Adaptive Cruise Control (ACC)\*

Available Adaptive Cruise Control (ACC) helps the vehicle maintain a preset speed and distance from the car in front of you. When activated, if the car in front of you speeds up or slows down, the sensors can detect the change and your car follows suit up to the preset speed.




### Rear Traffic Alert\*

Rear Traffic Alert comes in handy when you're backing up. It has sensors that can alert you to detected vehicles crossing in your path when in reverse, and can even help brake the vehicle if needed.



### High Beam Control (Light Assist)\*

Available High Beam Control (Light Assist) can help to provide optimum visibility on dark roads by automatically turning on your high beams at speeds above 37 mph. A camera mounted at the base of the rearview mirror turns your high beams on when conditions warrant it. It then turns them off again depending on the position of vehicles driving ahead of you or oncoming vehicles, the vehicle speed, and other environmental and traffic conditions.



### Overhead View Camera (Area View)\*

The available Overhead View Camera (Area View) helps give you a better view of what is around your vehicle.



### Traffic Jam Assist (TJA)\*

Whether accelerating to keep up, or decelerating to a standstill, available Traffic Jam Assist (TJA) can automatically control the accelerator, brakes, and steering to help you stay within the lanes and maintain a constant distance from the vehicle in front (while in certain environments below 40 mph).

### Dynamic Road Sign Display\*

Not only can the available Dynamic Road Sign Display help to inform you about posted communications such as traffic signs, recognized speed limits, overtaking restrictions, and warning signs, but it also features alerts including a speed warning, restricted traffic zone warning, trailer mode, and more—all to help keep you focused on the road ahead.

\* Driver Assistance features are not substitutes for attentive driving. See Owner's Manual for further details and important limitations. Each image shown is a dramatization for illustration purposes only.



# Helps you stay **out of trouble**

Peace of mind comes in different forms on the Atlas Cross Sport with its multiple standard safety features.



## **Rear View Camera System**

Benefit from the view of a wide lens when you want it. It can help you see obstacles when backing up, a feature so helpful you'll wonder how you ever managed without it.

## **Safety cage**

Front and rear crumple zones help absorb crash energy, while a rigid safety cage helps distribute forces away from the driver and passengers.

## **Automatic Post-Collision Braking System\***

Not every collision brings a car to a stop. That's why our vehicles include the Automatic Post-Collision Braking System. It can also help slow the vehicle down after a collision, helping reduce the chance of any additional impacts.

## **Intelligent Crash Response System (ICRS)\*\***

In the event of a collision that deploys the airbags,<sup>†</sup> the ICRS can turn off the fuel pump, unlock the doors, and activate the hazard lights. It helps react if you might not be able to.

## **Six stability-enhancing systems**

From Electronic Brake-pressure Distribution (EBD), which helps maintain appropriate stopping power during a hard-braking situation, to Electronic Stability Control (ESC), which can adjust engine throttle and apply corrective forces to the wheels that need them most, your vehicle is equipped with a total of six stability-enhancing systems.

\*The features discussed are designed to help mitigate the effects of certain collisions and are not a substitute for attentive driving. Please see Owner's Manual for further details and important limitations. \*\* The Intelligent Crash Response System (ICRS) will only activate in a collision where the airbags deploy or safety belt pretensioners activate. Not all collisions cause airbags to deploy or safety belt pretensioners to activate. †Airbags are supplemental restraints only and will not deploy under all crash circumstances. Always use safety belts and seat children only in the rear, using restraint systems appropriate for their size and age.



# Atlas Cross Sport Specs

● Standard, no additional cost – Not available ○ Optional, additional cost ‡ Later Availability

V6 only available on V6 model PSP Available with Panoramic Sunroof Pkg 4MO Available with 4MOTION models

EXTERIOR	S	SE	SE TECH	SE TECH R-LINE‡	SEL	SEL R-LINE‡	SEL PREM	SEL PREM R-LINE‡
LED headlights with LED Daytime Running Lights (DRL)	●	●	●	●	–	–	–	–
LED performance headlights with LED Daytime Running Lights (DRL)	–	–	–	–	●	●	●	●
Adaptive Front Lighting System (AFS)	–	–	–	–	●	●	●	●
All-weather lights with low-speed corner-illuminating feature	●	●	●	●	●	●	●	●
LED taillights	●	●	●	●	●	●	●	●
Power tilting/sliding panoramic sunroof	–	–	PSP	PSP	●	●	●	●
Heated side mirrors	●	●	●	●	●	●	●	●
Side mirrors with memory feature	–	–	–	–	●	●	●	●
Power-folding side mirrors	–	–	–	–	–	–	●	●
Rain-sensing windshield wipers	●	●	●	●	●	●	●	●
Silver roof rails	●	●	●	●	●	●	●	●
Remote opening and closing power liftgate with closing assist	–	●	●	●	●	●	●	●
Hands-free Easy Open liftgate	–	–	●	●	●	●	●	●
Trailer hitch, 5,000-lb towing capacity	–	–	V6/O	O	●	●	●	●
Coming/Leaving Home feature	●	●	●	●	●	●	●	●
R-Line front bumper and badging	–	–	–	–	–	–	●	●
18" alloy wheels	●	●	–	–	–	–	–	–
20" alloy wheels	–	–	●	●	–	–	●	●
21" alloy wheels	–	–	–	–	–	–	●	●

INTERIOR	S	SE	SE TECH	SE TECH R-LINE‡	SEL	SEL R-LINE‡	SEL PREM	SEL PREM R-LINE‡
Climatronic® dual-zone automatic climate control	–	●	●	●	●	●	●	●
Premium color Multifunction Display (MFD)	●	●	●	●	–	–	–	–
115V power outlet	–	–	●	●	●	●	●	●
Interior ambient lighting	–	–	–	–	–	–	–	●
Auto-dimming interior rearview mirror	●	●	●	●	●	●	●	●
Heated front seats	–	●	●	●	●	●	●	●
Heated 2nd row outboard seats	–	–	–	–	–	–	●	●
6-way manually adjustable driver's seat	●	–	–	–	–	–	–	–
10-way power-adjustable driver's seat	–	●	●	●	●	●	●	●
Driver's seat with memory	–	–	–	–	●	●	●	●
Power-adjustable lumbar support for driver's seat	–	●	●	●	●	●	●	●
60/40-split folding 2nd row	●	●	●	●	●	●	●	●
Cloth seating surfaces	●	–	–	–	–	–	–	–
V-Text leatherette seating surfaces	–	●	●	●	●	●	–	–
Leather seating surfaces	–	–	–	–	–	–	●	●
Ventilated front seats	–	–	–	–	–	–	●	●

PERFORMANCE	S	SE	SE TECH	SE TECH R-LINE‡	SEL	SEL R-LINE‡	SEL PREM	SEL PREM R-LINE‡
2.0L TSI®, 16-valve, DOHC, in-line 4-cylinder turbocharged engine with intercooler and direct fuel injection; 235 hp, 258 lb-ft of torque (achieved with premium fuel)	●	●	●	–	●	–	●	–
3.6L, 24-valve, DOHC, narrow-angle V6 with FSI® direct fuel injection; 276 hp, 266 lb-ft of torque	O	O	O	●	O	●	O	●
4MOTION® all-wheel drive with Active Control	4MO	4MO	4MO	4MO	4MO	4MO	●	●
Electromechanical power steering with variable assistance	●	●	●	●	●	●	●	●
8-speed automatic transmission with Tiptronic® and Sport mode	●	●	●	●	●	●	●	●
Start-Stop System	●	●	●	●	●	●	●	●

TECHNOLOGY & DRIVER ASSISTANCE	S	SE	SE TECH	SE TECH R-LINE‡	SEL	SEL R-LINE‡	SEL PREM	SEL PREM R-LINE‡
Volkswagen Digital Cockpit	–	–	–	–	●	●	●	●
Composition Color touchscreen sound system with 6.5" color display	●	–	–	–	–	–	–	–
Composition Media touchscreen sound system with 8" color display	–	●	●	●	–	–	–	–
Discover Media touchscreen navigation system with 8" color display	–	–	–	–	●	●	●	●
Fender® Premium Audio System	–	–	–	–	–	–	●	●
App-Connect*	●	●	●	●	●	●	●	●
Volkswagen Car-Net® Remote Access with 5-years standard**	●	●	●	●	●	●	●	●
Volkswagen Car-Net® Safe & Secure with paid subscription†	●	●	●	●	●	●	●	●
Volkswagen Car-Net® Hotspot with 1-month/1GB trial subscription††	●	●	●	●	●	●	●	●
Volkswagen Car-Net® Guide & Inform with 3-month SiriusXM® Traffic trial subscription and 3-month SiriusXM Travel Link® trial subscription‡‡	–	–	–	–	●	●	●	●
Wireless smartphone charger (for compatible devices)	–	●	●	●	●	●	●	●
2 front USB data ports	●	●	●	●	●	●	●	●
SiriusXM® All Access with 3-month trial subscription‡‡	–	●	●	●	●	●	●	●
Keyless access with push-button start‡	–	–	●	●	●	●	●	●
Remote start‡	–	–	●	●	●	●	●	●
Forward Collision Warning and Autonomous Emergency Braking (Front Assist)‡‡‡	●	●	●	●	●	●	●	●
Pedestrian Monitoring (included in Front Assist)‡‡‡	●	●	●	●	●	●	●	●
Blind Spot Monitor‡‡‡	●	●	●	●	●	●	●	●
Rear Traffic Alert‡‡‡	●	●	●	●	●	●	●	●
Adaptive Cruise Control (ACC)‡‡‡	–	–	●	●	●	●	●	●
Park Distance Control‡‡‡	–	–	●	●	●	●	●	●
Maneuver Braking (included in Park Distance Control)‡‡‡	–	–	●	●	●	●	●	●
Parking Steering Assistant (Park Assist)‡‡‡	–	–	–	–	–	–	●	●
High Beam Control (Light Assist)‡‡‡	–	–	–	–	–	–	●	●
Overhead View Camera (Area View)‡‡‡	–	–	–	–	–	–	●	●
Traffic Jam Assist (TJA)‡‡‡	–	–	–	–	●	●	●	●
Traffic Sign Detection (Sign Assist)‡‡‡	–	–	–	–	●	●	●	●

SAFETY	S	SE	SE TECH	SE TECH R-LINE‡	SEL	SEL R-LINE‡	SEL PREM	SEL PREM R-LINE‡
Rear View Camera System	●	●	●	●	●	●	●	●
LATCH (Lower Anchors and Tethers for Children) child seat anchor points	●	●	●	●	●	●	●	●
Anti-lock Braking System (ABS), Electronic Brake-pressure Distribution (EBD), and Hydraulic Brake Assist (HBA)	●	●	●	●	●	●	●	●
Intelligent Crash Response System (ICRS)‡	●	●	●	●	●	●	●	●
Tire Pressure Monitoring System (TPMS)	●	●	●	●	●	●	●	●
Electronic Stability Control (ESC), Anti-Slip Regulation (ASR), Electronic Differential Lock (EDL), and Engine Brake Assist (EBA)	●	●	●	●	●	●	●	●


DIMENSIONS	
Wheelbase	117.3 inches
Length	195.5 inches
Width	78.4 inches
Height	67.8 inches
Ground clearance	7.99 inches
Cargo volume	40.3 cubic feet
Cargo volume with 2nd row folded down	77.8 cubic feet

See next page for corresponding disclaimers.



# Colors

## EXTERIOR COLORS



Pure White



Deep Black Pearl



Platinum Gray Metallic



Aurora Red Metallic



Tourmaline Blue Metallic



Pyrite Silver Metallic



Pacific Blue Metallic



Pure Gray

## INTERIOR CLOTH



Titan Black

## INTERIOR V-TEX LEATHERETTE




Titan Black



Dark Beige

## INTERIOR LEATHER



Titan Black/Quartz



Cinnamon Brown/Titan Black



Dark Burgundy/Titan Black

Not all combinations of exterior paint and interior seating surfaces are available.

\*Always pay careful attention to the road, and do not drive while distracted. Not all features available on all operating systems. Standard text and data usage rates apply. App-Connect features require compatible device, operating system, and mobile apps. See mobile device and app providers for terms and privacy. \*\* Available on most MY20 and newer vehicles. Always pay careful attention to the road and do not drive while distracted. Certain services require trial or paid subscriptions, which may have their own terms and conditions. VW Car-Net requires vehicle cellular connectivity and availability of vehicle GPS signal, and not all services and features are available on all vehicles. Certain Car-Net services, such as Roadside Call Assist, connect out to third-party providers that may require additional payment. Standard text and data rates may apply for app and web features. Certain services may collect location and vehicle information. See Terms of Service, Privacy Statement, and other important information at [www.vw.com/carnet](http://www.vw.com/carnet). † Paid subscription required for Safe & Secure services. Subscription automatically renews and charged annually at end of subscription term unless canceled. †† The Wi-Fi hotspot feature is intended for passenger use only. 4G LTE coverage is not available in all areas. See materials provided for terms, privacy, data security details. Requires trial or paid Wi-Fi plan from third-party wireless provider. ††† Always pay careful attention to the road, and do not drive while distracted. SiriusXM audio and data services each require a subscription sold separately, or as a package, by SiriusXM Radio Inc. If you decide to continue service after your trial, the subscription plan you choose will automatically renew thereafter and you will be charged according to your chosen payment method at then-current rates. Fees and taxes apply. Please see the SiriusXM Customer Agreement at [www.siriusxm.com](http://www.siriusxm.com) for complete terms and how to cancel, which includes calling SiriusXM at 1-888-539-7474. All fees, content, and features are subject to change. ©2020 SiriusXM Radio Inc. SiriusXM, Automatic, Pandora and all related logos are trademarks of SiriusXM Radio Inc. and its respective subsidiaries. All other marks and logos are the property of their respective owners. All rights reserved. § See Owner's Manual for further details and important warnings about the keyless ignition feature. Do not leave vehicle unattended with the engine running, particularly in enclosed spaces, and consult local laws for any limitations on use. §§ Driver Assistance features are not substitutes for attentive driving. See Owner's Manual for further details, and important limitations. §§§ The Intelligent Crash Response System (ICRS) will only activate in a collision where the airbags deploy or safety belt pretensioners activate. Not all collisions cause airbags to deploy or safety belt pretensioners to activate.





**Volkswagen**

©2020 Volkswagen Group of America, Inc. Printed in the USA. Volkswagen of America, Inc., believes the information and specifications in this brochure to be correct at the time of printing. Specifications, standard features, options, fabrics, and colors are subject to change without notice. Some features may be unavailable when your vehicle is built. Some vehicles are pictured with options that may be available at extra cost or may not be available on some models. Ask your dealer about the availability of options and verify that the vehicle you select includes the equipment you ordered. Tires are supplied and warranted by their manufacturer. "Volkswagen," the Volkswagen logo, "Climatronic," "Tiptronic," "TSI," "FSI," "Car-Net," "4MOTION," and all model names are registered trademarks of Volkswagen AG. "Tiptronic" is a registered trademark of Dr. Ing. h.c. F. Porsche AG. Volkswagen navigation depends on the signals from the worldwide Global Positioning Satellite network. The vehicle's electrical system, and existing wireless and satellite technologies, must be available and operating properly for the system to function. The system is designed to provide you with suggested routes to location addresses, destinations, and other points of interest. Changes in street names, construction zones, traffic flow, points of interest, and other road system changes are beyond the control of Volkswagen of America, Inc. Complete detailed mapping of lanes, roads, streets, toll roads, highways, etc., is not possible; therefore you may encounter discrepancies between the mapping and your actual location. Please rely on your individual judgment in determining whether or not to follow a suggested navigation route. Periodically, the mapping is updated and an update will be required in order to maintain the latest navigation information available to us. Updates will be available for purchase from time to time at additional cost. For further information regarding any Volkswagen model, please call 1-800-DRIVE-VW or just look us up at [vw.com](http://vw.com). VW20ACSBRO