

*Ford*

THE UNIVERSAL CAR

WHOLESALE

PRICE LIST OF PARTS  
*HOFFMAN MOTOR CO.*

MODEL T

Effective August 1, 1925

*Ford Motor Company*  
Detroit, Michigan

# WHOLESALE PRICE LIST OF PARTS

FORD MODEL T 1909-1925

EFFECTIVE AUGUST 1, 1925

# Ford Motor Company

## FORD FACTORIES AND BRANCHES

Ford Factory, Detroit—*Parent Plant*  
 Ford Factory, Ford, Ontario, Canada  
 Ford Factory, Manchester, England

## AMERICAN WHOLESALE BRANCHES

Atlanta	Cleveland	Fargo	Los Angeles	Oklahoma City	St. Paul
Buffalo	Columbus	Houston	Louisville	Omaha	Salt Lake City
Cambridge	Dallas	Indianapolis	Memphis	Philadelphia	San Francisco
Charlotte	Denver	Jacksonville	Milwaukee	Pittsburgh	Seattle
Chicago	Des Moines	Kansas City, Mo.	New Orleans	Portland	Washington
Cincinnati	Detroit	Kearny, N. J.	Norfolk	St. Louis	

## Instructions for Ordering Parts

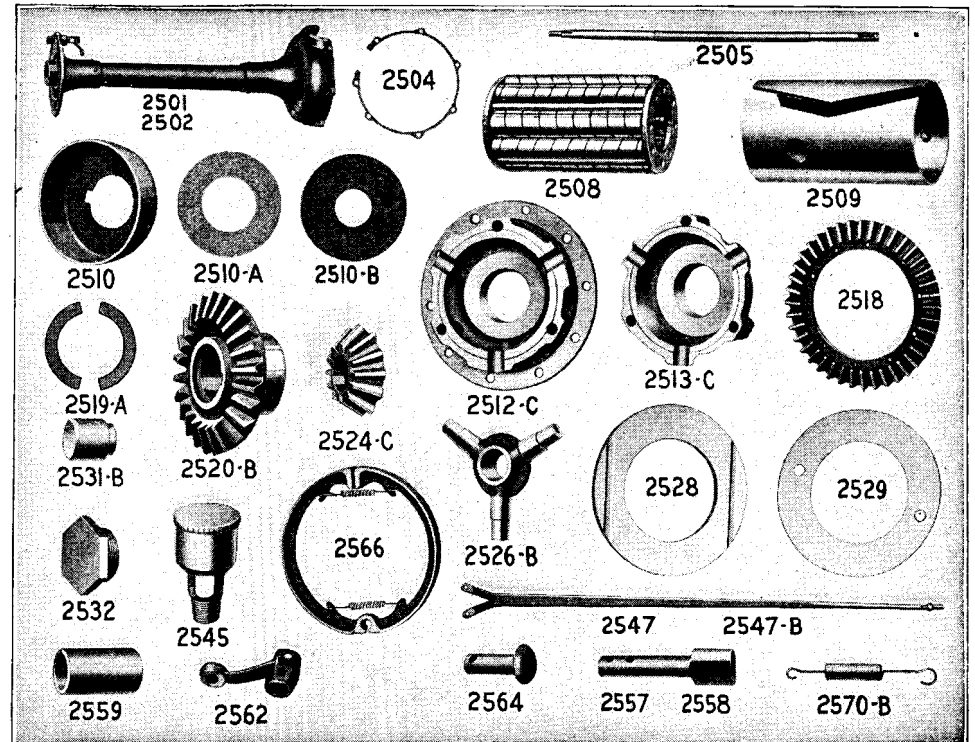
- 1—Order all parts through the Authorized Ford Dealer.
- 2—On parts delivered from Dealers' stocks, regardless as to quantity ordered, the Wholesale Trade is entitled to a discount of 25% from list price. Parts may be obtained f. o. b. the nearest Ford Branch at a discount of 30% from list price, providing the net amount of the order exceeds \$200.00. The above discounts apply to the ten, hundred and thousand lot prices as well as to prices on individual items.
- 3—Always give Catalog Number and Name of each part ordered.
- 4—Specify whether shipments are to be made by freight or express.
- 5—Remittance by Draft or Money Order must accompany all parts orders placed for shipment from the Ford Branch.

## Telegraph Code

We list below a brief General Code covering miscellaneous instructions relative to the shipment of parts.

- |  |   |
|--|---|
| <b>Toperig</b> —Ship to me (us) by express.    | <b>Topfton</b> —When and how did you ship parts called for in my (our) telegram of —    |
| <b>Toperkleur</b> —Ship by express to —        | <b>Topflutch</b> —When and how will you ship parts called for in my (our) telegram of — |
| <b>Topersteen</b> —Ship to me (us) by freight. | <b>Topwasser</b> —When and how will you ship parts called for in my (our) letter of —   |
| <b>Toper</b> —Ship to me (us) by parcel post.  |   |

Part No.	Name of Part	Year	LIST PRICE			Tax Status	Fac. No.	No. Req. per Car
			Lots of 10 per lot	Lots of 100 per lot	Lots of 1000 per lot			

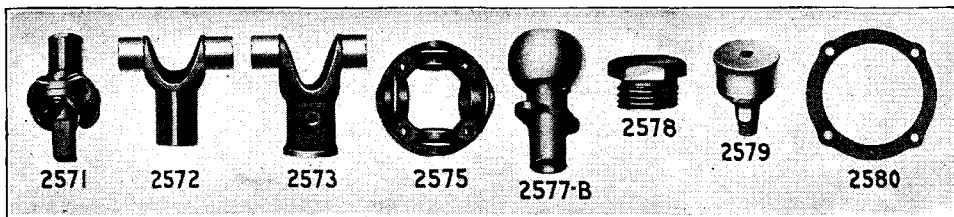


## REAR AXLE

2500... Rear axle assembly..... 1909-25				\$55 00.	MH	95E	1
2501... Axle housing—right..... 1915-25				8 00.	MH	7635D	1
2502... Axle housing—left..... 1915-25				8 00.	MH	7636D	1
2503E... Axle housing bolt..... 1913-25	\$0 20	\$1 00	\$6 00	03.		2854	7
2503F... Axle housing bolt nut..... 1909-25	15	1 00	6 00	02.		44	7
2504... Rear axle case gasket..... 1919-25	15	1 00	8 00	03.	MH	139	1
2505... Axle shaft..... 1912-25	14 00			1 50.	MH	2818	2
2506... Axle shaft washer..... 1909-25	15	75	5 00	02.		39	1
2507... Axle shaft nut..... 1909-25	45	3 50	30 00	05.		242	2
2508... Axle shaft R. B..... 1909-25	6 00	55 00		75.		253	4
2509... Axle shaft R. B. sleeve—R..... 1909-25		13 50		15.		170	2
2509B... Axle shaft R. B. sleeve—L..... 1909-25		13 50		15.		161	2
2510... Axle housing cap..... 1909-19	25	2 00		05.		56AR	2
2510 1/2... Axle housing cap..... 1919-25	20	1 80	17 00	05.		56B	2
2510A... Axle outer roller bearing steel washer..... 1909-25	15	1 00	7 50	02.		199B	2
2510B... Axle outer roller bearing felt washer..... 1909-25	40	3 00	27 50	05.		54	2
2511... Rear axle oil retainer..... 1925				15.	MH	198A	1
2512C... Diff. case—left..... 1914-25	14 00			1 50.	MH	84	1
2513C... Diff. case—right..... 1914-25	8 00			90.	MH	81	1
2514B... Diff. case stud..... 1915-21	35	3 00		05.		52BR	3
2514C... Diff. case bolt..... 1922-25	35	3 00	25 00	05.		52C	3
2515... Diff. case stud nut..... 1909-25	20	1 50	10 00	03.		8	3
2518... Diff. drive gear..... 1909-25	24 00			2 50.	MH	12B	1
2519... Diff. drive gear screw..... 1909-25	25	2 00	15 00	03.		103	10
2519A... Diff. gear lock ring..... 1909-25	15	1 00		02.		118	2
2520B... Diff. gear..... 1909-25	9 50			1 00.	MH	13B	2
2521B... Diff. gear key..... 1911-25	40	3 50	30 00	05.		137	2


Of the net amount at which parts marked "MH" are billed to purchasers who purchase direct from the Ford Motor Company, 40/41 represents the price of the goods and 1/41 represents excise tax.

Part No.	Name of Part	Year	LIST PRICE			Each	Tax Status	Fac. No.	No. Req. per Car
			Lots of 10 per lot	Lots of 100 per lot	Lots of 1000 per lot				
<b>REAR AXLE—Continued</b>									
2524C	Diff. pinion	1915-25				\$ 35	MH	14D	3
2526B	Diff. spider	1909-25				75	MH	15D	1
2528	Diff. thrust washer	1909-25	\$ 1 75			20		30	2
2529	Diff. thrust plate	1909-25	1 25	\$10 00	\$ 90 00	15	MH	31	4
2530	Diff. thrust plate pin	1909-16		1 50		03		17	4
2531	Diff. thrust plate pin	1909-16		1 00		03		37	2
2531B	Diff. thrust plate pin	1917-25	10	75	5 00	02		7640	6
2532	Diff. housing oil plug	1909-25		4 00		05		817	1
2545	Rear axle grease cup	1909-25	60	5 00		10		76A2	1
2547	Rear radius rod—right	1909-25	10 00			1 25	MH	152	1
2547B	Rear radius rod—left	1909-25	10 00			1 25	MH	158	1
2548	Radius rod nut	1909-25	40	3 00	25 00	05		77	2
2549	Radius rod lock nut	1909-25	40	3 00	20 00	05		78	2
2550	Radius rod lock washer	1909-25	15	1 00	7 50	02		2823	2
2551	Radius rod bolt	1909-25	35	3 00	27 00	05		83	4
2551B	Radius rod bolt nut	1909-25		2 50	20 00	03		60	4
2557	Hub cam shaft—right	1909-25		7 50		10	MH	92B	1
2558	Hub cam shaft—left	1909-25		7 50		10	MH	61B	1
2559	Hub cam shaft bushing	1909-25	35	2 50		05		173	2
2562	Cam shaft lever	1909-25				10	MH	62	2
2563	Cam shaft lever pin	1909-25	10	5 00	2 50	02		7	4
2564	Lever clevis pin	1909-25	15	1 25		02		65	4
2566	Hub brake shoe	1909-25		30 00		35	MH	2814	2
2567	Brake shoe support bolt	1909-25	35	3 00	27 00	05		59	2
2568	Brake shoe support nut	1909-25							
2570B	Brake shoe coil spring	1913-25	20	1 50	10 00	03		2862	4
	Order 2551B								



**UNIVERSAL JOINT**

2571	Universal joint assembly	1909-25	14 00			1 50		151B	1
2572	Joint knuckle (male)	1909-25				50		45B	1
2573	Joint knuckle (female)	1909-25				60		46B	1
2574	Joint knuckle pin	1909-25	10	75	5 00	02		6	1
2575	Joint ring, complete	1909-25	4 00			50		49B	1
2576	Joint ring rivets	1909-25	10	50		05	(per set 4)	50	4
2577B	Univ. joint housing	1914-25				1 00		7609	1
2578	Joint housing plug	1909-25	30	2 50		05		75	2
2579	Ball joint grease cup	1909-25	1 20	10 00		15		195	1
2580	Ball cap gasket	1909-25	30	2 50	20 00	05	MH	1518	1

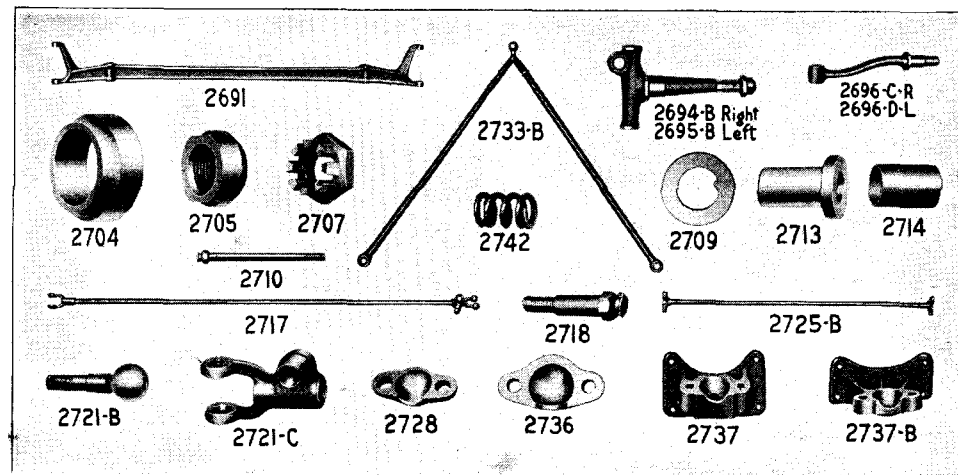


**DRIVE SHAFT**

2581	Drive shaft housing front bushing	1909-25				30		69	1
2582	D. S. tubing	1911-25				7 00	MH	153B	1

Of the net amount at which parts marked "MH" are billed to purchasers who purchase direct from the Ford Motor Company, 40/41 represents the price of the goods and 1/41 represents excise tax.

Part No.	Name of Part	Year	LIST PRICE			Each	Tax Status	Fac. No.	No. Req. per Car
			Lots of 10 per lot	Lots of 100 per lot	Lots of 1000 per lot				
<b>REAR AXLE—Continued</b>									
<b>DRIVE SHAFT—Continued</b>									
2583B	D. S. bearing housing	1920-25				\$ 1 40	MH	191C	1
2584B	D. S. R. B. cap screw	1912-25	\$ 40	\$3 00	\$25 00	05		183B	6
2584C	D. S. R. B. stud nut	1912-21	25	2 00		03		184R	6
2584D	D. S. R. B. cap screw lock washer	1912-25		30	doz.	05		157	6
2586	D. S. R. B. housing set screw	1911-21	45	4 00		05		101R	1
2587	D. S. roller bearing	1911-25	6 00			75		108	1
2588	D. S. R. B. distance plate	1911-21	15	1 00		05	MH	106R	1
2589	D. S. ball race	1911-21				25		186R	1
2589B	D. S. ball bearing assy	1911-21				90		185AR	1
2590	D. S. ball retainer	1911-21	20			03		190AR	1
2591	D. S. ball thrust collar	1911-25	1 70	15 00		20		188	2
2591B	D. S. thrust ball and retainer assembly	1920-25	1 50	14 00		20		162	1
2592	D. S. ball bearing	1911-21							
2593	D. S. R. B. sleeve	1911-21				1 50		107R	1
2595B	D. S. only	1911-25				3 00	MH	87D	1
2596	D. S. sleeve	1911-25	4 00			50		163B	1
2597B	D. S. pinion	1911-25	11 00			1 25	MH	16C	1
2597C	D. S. pinion	1911-25	11 00			1 25	MH	16D	1
2598	D. S. castle nut	1911-25	70	6 00		08		124	1
2598B	D. S. pinion key	1911-25	40	3 00	27 50	05		57B	1
	Order 2811								



**FRONT AXLE**

2691	Front axle only	1909-25				9 00	MH	202B	1
2694B	Spindle body—right	1911-25	14 00			1 50	MH	280	1
2695B	Spindle body—left	1911-25	14 00			1 50	MH	281	1
2696	Spindle arm—right or lf.	1911-19				50	MH	771E	2
2696C	Spindle arm—right	1919-25				45	MH	7715B	1
2696D	Spindle arm—left	1919-25				45	MH	7716B	1
2697	Spindle arm nut	1911-25							
2704	Stationary cone	1909-25				15		205A	2
2705	Adj. cone—right thread	1909-25				15		206A	1
2706	Adj. cone—left thread	1909-25				15		207A	1
2707	Spindle nut—right thread	1909-25				4 50		209B	1
2708	Spindle nut—left thread	1909-25				4 50		208B	1
	Order 2548								

When ordered to replace malleable type housing also order 2-2591 and 1-2591B.

Of the net amount at which parts marked "MH" are billed to purchasers who purchase direct from the Ford Motor Company, 40/41 represents the price of the goods and 1/41 represents excise tax.

Part No.	Name of Part	Year	LIST PRICE			Each	Tax Status	Fac. No.	No. Req. per Car
			Lots of 10 per lot	Lots of 100 per lot	Lots of 1000 per lot				
<b>FRONT AXLE—Continued</b>									
2709	Spindle washer	1909-25	\$0 15	\$ 1 00	\$ 6 00	\$0 02		210	2
2710	Spindle bolt with oiler	1910-25	1 60	15 00		20		7708	2
2711	Spindle bolt nut	1909-25	Order 2551B						
2713	Spindle body bush, (pair)	1909-25	1 80	17 00	150 00	20		223	2
2714	Spindle arm bushing	1909-25	15	1 25	9 00	05		225	2
2715D	Spindle oiler	1919-25	Order 3176C						
2717	Spindle con. rod	1909-25	12 50			1 75	MH	264	1
2718	Spindle con. rod bolt with oiler	1909-25	1 20	10 00		15		7706	1
2719	Spindle con. rod bolt nut	1909-25		2 00	15 00	03		220	2
2721B	Spindle con. rod yoke ball	1919-25	1 50			20	MH	226B	1
2721C	Spindle con. rod yoke	1919-25	3 50			40	MH	248B	1
2725B	Steering gear con. rod	1909-25	6 00			80	MH	289	1
2728	Ball socket cap	1909-25	1 20	10 00		15		254B	2
2729B	Ball socket bolt and nut	1909-25	Order 3362 and 2515						
2733B	Front radius rod	1919-25	14 00			1 50	MH	263B	1
2736	Front radius rod ball cap	1909-25	1 20	10 00		15		217	1
2737	Front radius rod ball socket	1911-24				30		809B	15
2737B	Front radius rod ball socket	1924-25				30		809C	
2741	Radius rod ball cap stud	1911-25	30	2 00	19 00	05		4365	2
2741B	Radius rod ball cap stud nut	1911-25	Order 2515						
2741C	Front radius rod ball cap bolt	1924				05		251	
2742	Radius rod ball cap spr'g	1911-25	20	1 25	8 00	03		292	2

**WHEELS**

<b>WHEELS (Clincher)</b>									
2800	Front wheel—clincher	1909-25				6 00	MH	291B	2
2800D	Front wheel—clincher—less hub	1909-25				4 00	MH	295AR	2
2814C	Rear wheel—clincher	1912-25				6 00	MH	2815	2
2814D	Rear wheel—clincher—less hub	1909-25				4 00	MH	2816	2
<b>WHEELS (Demountable)</b>									
2800B	Front wheel—dem. less rim and brgs	1919-24				5 50	MH	291DR	2
2800C	Front wheel—dem. less rim and brgs	1919-24				5 50	MH	291ER	2
2800G	Front wheel—dem. less rim and brgs	1919-25				5 50	MH	291G	2
2800E	F. and rear wheel—dem. less rim & hub	1919-24				3 50	MH	293AR	4
2800F	Frt. and rear wheel—dem. less rim & Hub	1922-23				3 50	MH	293BR	4
2800H	Front and rear wheel—dem. less rim and hub	1924-25				3 50	MH	293D	4
2801	Front wheel complete R. or L.—dem.	1919-24				7 25	MH	7697AR	2
2801B	Front wheel complete R. or L.—dem.	1919-25				7 25	MH	7697B	2
2801C1	Front wheel complete R. or L.—dem.	1922				7 25	MH	7697CR	2
2801C2	Front wheel complete, dem.	1923				7 25	MH	7697DR	2
2814E	Rear wheel complete—dem.	1919-24				7 25	MH	7698AR	2
2814F	Rear wheel complete—dem.	1919-24				7 25	MH	7698B	2
2814G	Rear wheel—dem. less rim	1919-24				5 50	MH	2815BR	2
2814H	Rear wheel dem. less rim	1922-23				5 50	MH	2815CR	2
2814J1	Rear wheel complete—dem.	1922				7 25	MH	7698CR	2
2814J2	Rear wheel complete, dem	1923				7 25	MH	7698DR	2
2814K	Rear wheel—dem.—less rim	1924-25				5 50	MH	2815E	2
<b>WHEELS (Balloon-Demountable)</b>									
2800I	Frt. wheel, balloon—with hub less rim—black	1925				5 50	MH	291H	2
2800J	Frt. wheel, balloon—with hub less rim—natural	1925				5 50	MH	291I	2
2800K	Frt. & rear wheel—balloon—less rim & hub—black	1925				3 50	MH	293E	4
2800L	Frt. & rear wheel—balloon—less rim & hub—nat'l	1925				3 50	MH	293F	4


\*Substitute 2733B with spring perches for 2733

†Use with 2845 rim. ††Use with 2845C or 2845D rim. ‡Use with attached clamp rim.

†††With 2845C rim. ††††With 2845D rim.

Of the net amount at which parts marked "MH" are billed to purchasers who purchase direct from the Ford Motor Company, 40/41 represents the price of the goods and 1/41 represents excise tax.

Part No.	Name of Part	Year	LIST PRICE			Each	Tax Status	Fac. No.	No. Req. per Car
			Lots of 10 per lot	Lots of 100 per lot	Lots of 1000 per lot				
<b>WHEELS (Balloon Demountable)—Continued</b>									
2801D	Front wheel complete—balloon—black	1925				\$7 25	MH	7697E	2
2801E	Front wheel complete—balloon—natural	1925				7 25	MH	7697F	2
2814L	Rear wheel complete—balloon—black	1925				7 00	MH	7698E	2
2814M	Rear wheel complete—balloon—natural	1925				7 00	MH	7698F	2
2814N	Rr. wheel—balloon—with hub less rim—black	1925				5 50	MH	2815F	2
2814P	Rr. wheel—balloon—with hub less rim—natural	1925				5 50	MH	2815G	2



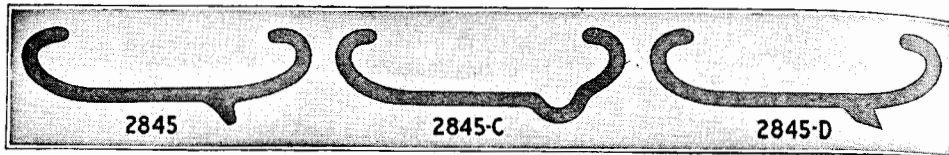
**HUBS AND PARTS**

2803	Front hub assy	1909-25				1 60	MH	200	2
2803B	Front hub with R B cups	1909-25	\$16 00			1 80	MH	219	2
2804	Outer race	1909-25		\$ 7 50		10		234	2
2805	Inner race	1909-25		11 00		15		235	2
2806	Outer ball retainer	1909-25	15	1 00		02		236	2
2807	Inner ball retainer	1909-25	20	1 25		03		237	2
2808	Dust ring	1909-25	25	1 50		03		238	2
2809	Front & rear hub felt washer	1909-25	45	3 50	\$30 00	05		239	4
2810	Large balls	1909-25		3 00	25 00	04		241	24
2811	Small balls	1909-25		1 50	13 50	03		249	22
2815C	REAR HUB	1912-25				1 25	MH	2819	2
2816B	Rear hub key	1912-25	20	1 50	12 00	03		2863	2
2818	Rear hub brake drum	1909-25	3 50			40	MH	3B	2
2819	Hub cap	1909-25	1 30	12 00		15	MH	7727	4
2825	Rear hub bolt	1911-25	20	1 50	8 00	03		28B	12
2825B	Hub bolt nut	1911-25	15	1 00	6 00	03		29	24
2826	Front hub bolt	1911-25	20	1 50	8 00	03		27	12
2827	Hub flange	1911-25	1 75	15 00		20	MH	233B	4
2833	Front hub bear. cup inner	1919-25	4 00			50		2955	2
2834	Inside cone & roller assy	1919-25	10 00	95 00		1 10		205B	2
2835	Front hub bearing cup—outer	1919-25	3 50			40		2956	2
2837	Outside cone and roller assy—right thread	1919-25	6 50			75		206B	1
2838	Outside cone and roller assy—left thread	1919-25	6 50			75		207B	1
2841	Front hub dust cap assy	1919-25	80	7 00	60 00	10		350	2
<b>RIM AND RIM CARRIER</b>									
2845	Demountable rim only—1919-24		\$13 50			\$1 50	MH	8774A	4
2845B	Demountable rim only—1919-25		13 50			1 50	MH	8774B	4
2845C	Demountable rim only—1922		13 50			1 50	MH	8774C	4
2845D	Demountable rim only—1923		13 50			1 50	MH	8774D	4
2845E	Demountable rim only—balloon	1925	13 50			1 50	MH	8774E	4

Of the net amount at which parts marked "MH" are billed to purchasers who purchase direct from the Ford Motor Company, 40/41 represents the price of the goods and 1/41 represents excise tax.




Part No.	Name of Part	Year	LIST PRICE			Tax	Fac.	No.
			Lots of 10 per lot	Lots of 100 per lot	Lots of 1000 per lot			



WHEELS—Continued

RIM AND RIM CARRIER—Continued

2846B... Demountable rim clamp	1919-24	50	\$4 25	\$32 50	10..	MH..	8831BR	.16
2846C... Dem. rim clamp and nut assy	1922	1 30	12 00		15..	MH..	8807	.16
*2846D... Dem. rim clamp	1923	4 25			10..	MH..	8831FR	.16
2847... Demountable rim bolt	1919-25	35	2 50	23 00	05..		8832A	.16
*2848... Dem. rim nut	1919-24	35	2 50	23 00	05..		8834B	.16
2848B... Dem. rim nut	1919-25	35	2 50	23 00	05..		8834A	.16
2849... Spare rim carrier	1919-25				2 25..	MH..	8848C	.1
2849B... Spare rim carrier clamp bolt	1921-25				02..		7509B	.1
2849C... Spare rim carrier clamp support and bolt assy	1921-24		12 00		15..	MH..	7511AR	.1
2849G... Spare rim carrier clamp support and bolt assy	1924-25		12 00		15..	MH..	7511B	.1
2849D... Spare rim carrier clamp	1921-25		7 50		10..	MH..	7312CR	.1
2849E... Spare rim carrier—balloon	1925				2 25..	MH..	8848E	.1
2849F... Spare rim carrier clamp	1925				15..	MH..	7312D	.1
2870... Spare rim carrier brkt—R	1919-22				50..		8824AR	.1
2870B... Spare rim carrier brkt—L	1922-25				50..		8824B	.1
2870C... Spare rim carrier bracket—R	1925				50..		8824C	.1
2871... Spare rim carrier brkt—L	1919-22				50..		8825AR	.1
2871B... Spare rim carrier brkt—L	1922-25				50..		8825B	.1
2871C... Spare rim carrier bracket—L	1925				50..		8825C	.1



FRAME

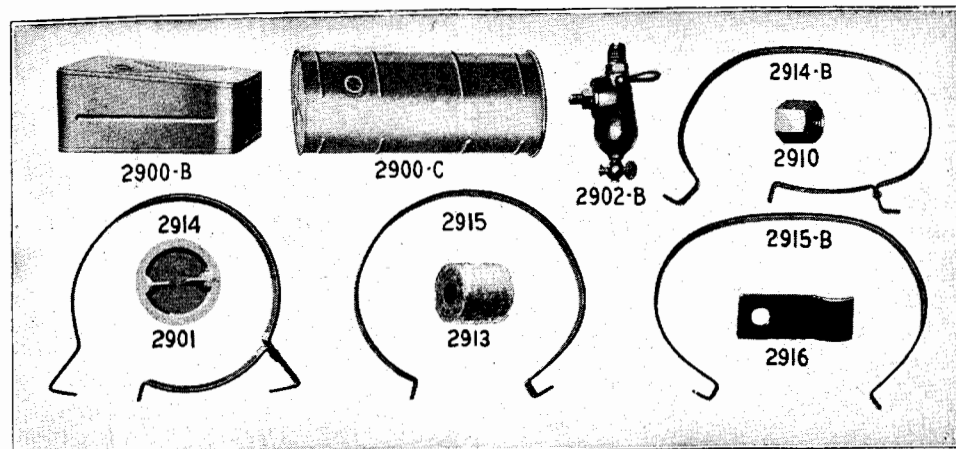
2850... Frame assembly	1909-25				13 00	MH..	2916	.1
2851B... Side member—right	1914-25				4 00		2914	.1
2852B... Side member—left	1914-25				4 00		2915	.1
2853... Front cross member	1909-25	8 00	70 00		90		303	.1
2854B... Rear cross member	1914-25				1 20		2913	.1
2855... Front corner bracket—R	1909-25				15		305	.1
2856... Front corner bracket—L	1909-25				15		306	.1
2857... Rear corner bracket—R	1909-25				15		307	.1
2858... Rear corner bracket—L	1909-25				15		308	.1
2859... Front end spacer—L	1909-25				10		318B	.1
2860... Front end spacer—R	1909-25				10		319B	.1
2863... Body bracket	1909-25				10		344	.4

GASOLINE TANK

2900B... Gas tank—Sedan	1916-25				\$6 00	MH..	7950	.1
2900C... Gasoline tank	1909-25	\$35 00			4 00	MH..	1303B	.1
2901... Filling plug	1909-25	90	\$7 50		10	MH..	1317	.1
2901B... Filling plug (new style)	1909-25				15	MH..	1317	.1
2902B... Sediment bulb	1909-25				90		2088	.1
2908... Pet cock	1909-25							
2909... Feed pipe—39 1/4"	1909-25	2 00			25..	MH..	1364	.1

\*Use with 2845B, 2845D and 2845E rim. †Use with 2845C rim. ‡Use with 2845 rim.  
 ††For balloon rim carrier. \*\*Use with 2845D rim.  
 †††Of the net amount at which parts marked "MH" are billed to purchasers who purchase direct from the Ford Motor Company, 40/41 represents the price of the goods and 1/41 represents excise tax.

Part No.	Name of Part	Year	LIST PRICE			Tax	Fac.	No.
			Lots of 10 per lot	Lots of 100 per lot	Lots of 1000 per lot			



GASOLINE TANK—Continued

2909B... Feed pipe—51"	1916-23	\$2 50			\$0 30	MH..	7965AR	.1
2909C... Feed pipe—66 1/2"	1918-19				35	MH..	9775R	.1
2909D... Feed pipe—56 1/2"	1919-25	2 75			35	MH..	8690	.1
2909E... Feed pipe, 49 1/2"	1923-25				30	MH..	7965B	.1
2910... Feed pipe pack nut	1909-25	45	\$3 00		05		1374	.2
2911... Feed pipe—78"	1915				60	MH..	1394R	.1
2913... Feed pipe gasket	1909-25		1 00		02	MH..	5892	.1
2914... Gas tank support—R	1917-20	1 75			20		2132	.1
2914B... Gas tank support—R	1920-25	1 75			20		2132B	.1
2915... Gas tank support—L	1917-20	1 75			20		2133	.1
2915B... Gas tank support—L	1920-25	1 75			20		2133B	.1
2916... Feed pipe clamp	1921-25		75		01		2118	.1


MOTOR

CYLINDER

2990B... Motor assy—less starter	1909-25				* 110 00	MH..	532C	.1
2991B... Cyl. assy.—std.	1909-25				65 00	MH..	449B	.1
3000C... Cylinder	1909-25				25 00	MH..	400D	.1
3001... Cylinder head	1909-25				6 00	MH..	401C	.1
3002... Cyl. head gasket	1909-25	2 70	25 00		30	MH..	402B	.1
3003... Cyl. head cap screw	1909-17	35	2 50		05		483B	.15
3003B... Cyl. head cap screw	1918-25	35	2 00	\$16 00	05		483C	.1
3004... Cyl. head outlet con.	1909-16				35	MH..	446C	.1
3004B... Cyl. head outlet con.	1917-25				30	MH..	8719	.1
3005... Cyl. head out. con gasket	1909-25	25	2 00		05	MH..	445B	.1
3006... Cyl. head outlet hose	1909-25	1 35	12 50		15	MH..	448B	.1
3007... Cyl. head outlet hose clip	1909-25	40	3 00		05		607B	.2
3008... Cyl. head out. con. screw	1909-25	25	2 00	12 50	05		550C	.2
3009B... Cyl. front cover	1909-19				1 00	MH..	690B	.1
3009C... Cyl. front cover	1919-25	8 50			1 00	MH..	690C	.1
3010... Cyl. cover bolt and nut	1909-25				20		1 50	10 00
3011... Cyl. cover cap screw	1909-25	40	3 00	25 00	03		432	.3
3012... Cyl. cover felt	1909-25	15	1 00	7 50	05		504	.1
3013... Cyl. cover liner	1909-19	15	75	6 00	02		505B	.1
3013B... Cyl. cover liner	1919-25	15	75	6 00	02		505C	.1
3014... Cyl. cover and crank case bolt and nut	1909-25							
3015... Cyl. water inlet con.	1909-25				25		2 00	17 50
3016... Cyl. inlet con. screw	1909-25							
3017... Time gear cover	1919-25							
3017B... Time gear cover	1919-25							
3017C... Time gear cover gasket	1919-25				60		4 00	
3017D... Time gear cover plate	1919-25	40						
3017E... Time gear cover to C. C. screw	1919-25		2 00		03		830	.1
3018... Cyl. water inlet gasket	1909-25	20	1 50		03	MH..	596	.1
3019B... Cyl. water jacket plug	1914-25	10	50		02		5919	.2

\*Not subject to regular discount.  
 †Of the net amount at which parts marked "MH" are billed to purchasers who purchase direct from the Ford Motor Company, 40/41 represents the price of the goods and 1/41 represents excise tax.

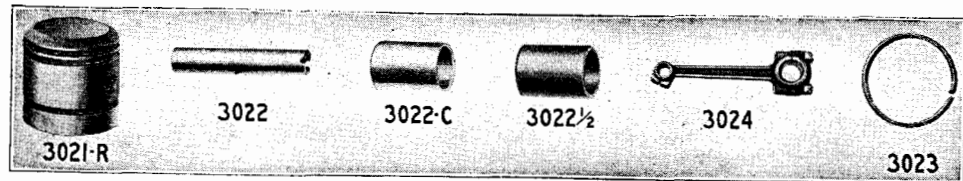
Part No.	Name of Part	Year	LIST PRICE			Tax	Fac.	No.
			Lots of 10 per lot	Lots of 100 per lot	Lots of 1000 per lot			



MOTOR—Continued

PISTON AND CONNECTING ROD

3021F... Piston and pin (2 lbs. 6 ozs.)	1909-24	\$12 50	\$1 30	MH	4473C	4
3021G... Piston and pin—.0025" O. S. (2 lbs. 6 ozs.)	1909-24	12 50	1 30	MH	4473DR	4



3021H... Piston and pin—.03125" O. S. (2 lbs. 6 ozs.)	1909-24	12 50	1 30	MH	4473ER	4
3021J... Piston and pin—.033" O. S. (2 lbs. 6 ozs.)	1909-24	12 50	1 30	MH	4473FR	4

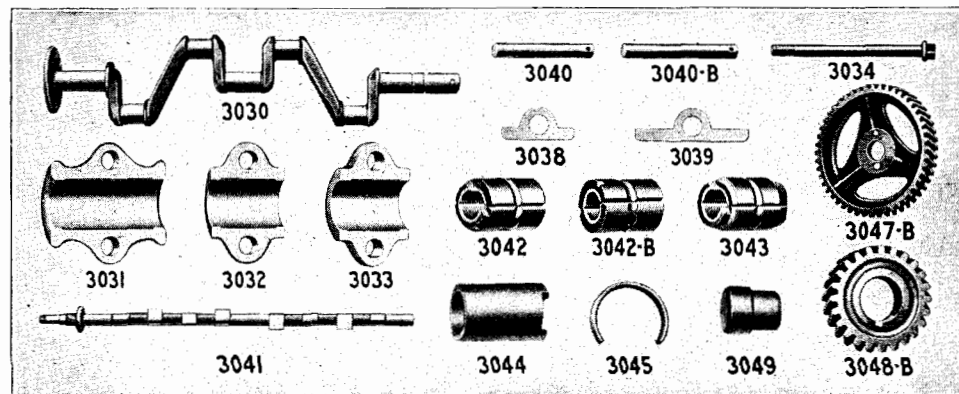
Of the net amount at which parts marked "MH" are billed to purchasers who purchase direct from the Ford Motor Company, 40/41 represents the price of the goods and 1/41 represents excise tax.

Part No.	Name of Part	Year	LIST PRICE			Tax	Fac.	No.
			Lots of 10 per lot	Lots of 100 per lot	Lots of 1000 per lot			

MOTOR—Continued

PISTON AND CONNECTING ROD—Continued

3021K... Piston and pin—.005" O. S. (2 lbs. 6 ozs.)	1909-24	\$12 50	\$1 30	MH	4473GR	4
3021R... Piston and pin (2 lbs.)	1909-25	12 50	1 30	MH	4473H	4
3021S... Piston and pin—.0025" O. S. (2 lbs.)	1909-25	12 50	1 30	MH	4473IR	4
3021T... Piston and pin—.005" O. S. (2 lbs.)	1909-25	12 50	1 30	MH	4473JR	4
3021U... Piston and pin—.03125" O. S. (2 lbs.)	1909-25	12 50	1 30	MH	4473KR	4
3021V... Piston and pin—.033" O. S. (2 lbs.)	1909-25	12 50	1 30	MH	4473LR	4
3021W... Piston and pin—.010" O. S. (2 lbs.)	1909-25	12 50	1 30	MH	4473MR	4
3022... Piston pin	1909-25	\$25 00	30		419B	4
*3022 1/2... Piston pin bushing (pair)	1909-23	17 50	20		668AR	4
†3022C... Piston pin bushing (pair)	1923-25	17 50	20		668B	4
3023... Piston ring	1909-25	1 35	15		422C	12
3023B... Piston ring .031" O. S.	1909-25	1 35	15		422ER	12
3023C... Piston ring .010" O. S.	1909-25	1 35	15		422DR	12
3023D... Piston ring .038" O. S.	1909-25	1 35	15		422FR	12
†3024... CONNECTING ROD	1909-25	11 00	1 20	MH	641B	4
**3024B... Connecting Rod	1909-25	11 00	1 20	MH	641AR	4
3024C... Con. rod—heavy type	1909-20	9 00	1 00	MH	641	4
3025... Con. rod cap bolt	1909-25	40	3 00	\$20 00	489B	8
3026... Con. rod cap bolt nut	1909-25	30	1 50	12 00	490	8
3029... Con. rod clamp screw	1909-25	25	2 00	03	578	4



CRANK SHAFT AND CAM SHAFT

3030... CRANK SHAFT	1909-25	8 00	MH	498B	1	
3031... C. S. rear bearing cap	1909-25	4 50	50	405AR	1	
†3031B... C. S. rear bearing cap	1909-25	4 50	50	405AR	1	
3032... C. S. front bearing cap	1909-25	3 50	40	406B	1	
†3032B... C. S. front bearing cap	1909-25	3 50	40	406B	1	
3033... C. S. center bearing cap	1909-25	3 50	40	407B	1	
†3033B... C. S. center bearing cap	1909-25	3 50	40	407B	1	
3034... C. S. bearing bolt—center and front	1909-25	90	7 50	10	408	4
3035... C. S. bearing bolt nut	1909-25	Order 2551B				

†Used with 3000C cylinder on cars not equipped with starter.  
 ††Connecting rods of present design requiring new bearings will be exchanged by dealers at 60c each.  
 \*\*Special rod for crankshafts worn .025" under size. \*O. D. .934" ††O. D. .872"  
 †Rough babbitted.

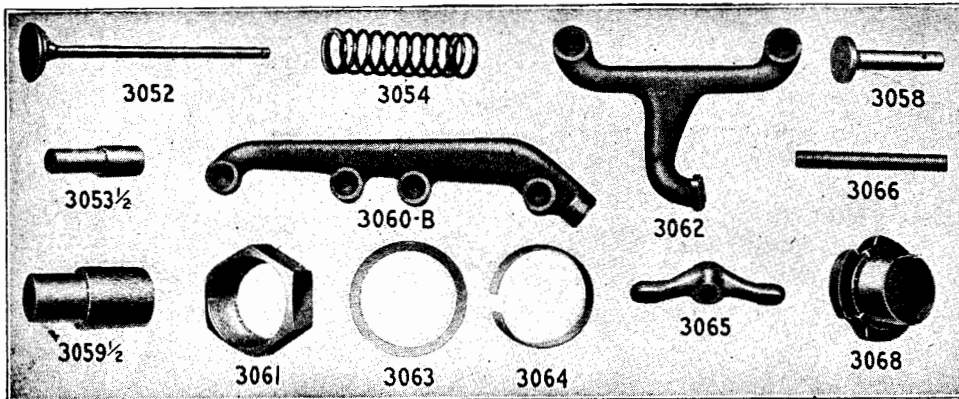
Of the net amount at which parts marked "MH" are billed to purchasers who purchase direct from the Ford Motor Company, 40/41 represents the price of the goods and 1/41 represents excise tax.

Part No.	Name of Part	Year	LIST PRICE			Tax Each	Fac. Status No.	No. Req. per Car
			Lots of 10 per lot	Lots of 100 per lot	Lots of 1000 per lot			

MOTOR—Continued

CRANK SHAFT AND CAM SHAFT—Continued

3036	C. S. rear bearing bolt	1909-25	\$3 90	\$7 50		\$0 10	478	2
3038	C. S. bearing liner—center and front	1909-25		40	\$ 2 00		01	502B
3039	C. S. rear bearing liner	1909-25		40	2 00		01	503B
3040	C. S. starting pin	1909-20	30	2 00			05	529B
3040B	C. S. starting pin	1920-25	30	2 00			05	529C
3041	CAM SHAFT	1909-25	22 50			2 50	MH	410
3042	Cam shaft front bearing	1909-24				40	411AR	1
3042B	Cam shaft front bearing	1924-25				40	411B	1
3043	Cam shaft center bearing	1909-25				40	412B	1
3044	Cam shaft rear bearing	1909-25				15	413	1
3045	Cam shaft bearing ring	1909-25	15	1 00	7 50	03	534	2
3046	Camshaft bear'g set screw	1909-25	35	3 00	25 00	05	414	2
3047B	Time gear—large	1909-25	7 50			90	MH	415B
3048B	Time gear—small	1909-25	5 00			60	MH	416B
3049	Cam shaft gear dowel pin	1909-25	15	1 25		02	MH	417
3050B	Cam shaft gear lock nut	1909-25	80	7 50		10		4453
3051	Small time gear key	1909-25	25	1 50	12 00	03		477



VALVES, PUSH RODS, EXHAUST AND INLET MANIFOLDS


3052	Valve	1909-25		12 00		15	MH	424B	8
3052B	Valve—O. S. stem	1909-25		12 00		15	MH	424AR	8
3053½	Valve bushing	1909-25				25		428	8
3054	Valve spring	1909-25		3 50	30 00	05		431	8
3056	Valve spring seat	1909-25		50	4 00	05	Set of 8	425	8
3057	Valve spring seat pin	1909-25		25	2 00	05		427	8
3058	Push rod	1909-25	90	8 00		10	MH	426B	8
3058B	Push rod—O. S. stem	1909-25	90			10	MH	426AR	8
3059½	Push rod bushing	1909-25				25		427	8
3060B	Exhaust manifold	1913-25				1 25	MH	4483	1
3061	Exhaust pipe pack nut	1909-25		18 00		20		518	1
3062	Inlet pipe	1909-25				1 00	MH	512B	1
3063	Inlet and exh. pipe gasket	1909-25	15	1 20	8 00	02	MH	513	6
3064	Inlet and exh. pipe gland	1909-25		75	6 00	01		514	6
3065	Inlet and exh. pipe clamp	1909-25				10	MH	515	4
3066	Inlet and exh. clamp stud	1909-24	30	2 50		05		516AR	4
3066B	Inlet and exh. clamp stud nut	1909-25	20	1 25	7 50	03		517	4
*3066C	Inlet and exhaust clamp stud	1924-25	30	2 50		05		516B	4
3068	Breather pipe	1909-25	80	6 00		10	MH	4468	1

CRANK CASE AND CYLINDER VALVE COVER

3069B	C. C. front end support	1911-17				1 00		801C	1
3069C	C. C. front end support	1917-21				75		801D	1
3069D	C. C. front end support	1924-25				75		801E	1
3070B	C. C. & cyl. gasket—L	1909-25	30	2 50		05	MH	886	1
3071B	C. C. & cyl. gasket—R	1909-25	30	2 50		05	MH	887	1
3072	C. C. & cyl. cover cap screw	1909-25	25	1 50	10 00	03		1388	2
3073	C. C. arm bolt—side	1909-25	30	2 25	20 00	05		479	2

\*When used to replace stud 3/8" long also use new style 3066 clamp, reversing clamp. Of the net amount at which parts marked "MH" are billed to purchasers who purchase direct from the Ford Motor Company, 40/41 represents the price of the goods and 1/41 represents excise tax.

Part No.	Name of Part	Year	LIST PRICE			Tax Each	Fac. Status No.	No. Req. per Car
			Lots of 10 per lot	Lots of 100 per lot	Lots of 1000 per lot			



MOTOR—Continued

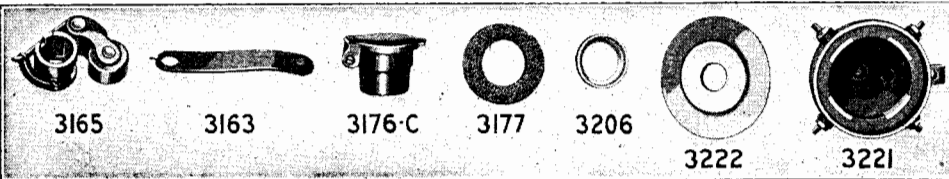
CRANK CASE AND CYLINDER VALVE COVER—Continued

3074	C. C. arm bolt—top	1909-25	\$9 20	\$1 75	\$15 00	\$0 65		940	2
3074B	C. C. arm bolt nut	1909-25	Order 2515						
3074C	C. C. arm bolt—top (Truck)	1918-25		2 50			03	TT940	2
3075B	C. C. frt. bearing & spring clip assy	1921-25					80	2921B	1
3076B	C. C. front bearing and spring clip	1921-25					60	320C	1
3076C	C. C. front bearing and spring clip nut	1921-25	Order 2548						
3077	C. C. front bearing cap	1909-25	1 25				15	321	1
3078	C. C. front bearing screw	1909-21	45	4 00			05	322	2
3078B	C. C. front bearing screw	1921-25	Order 3008						

†When ordered to replace old style C. C. front frame bearing also order 2-3008, 2-3076C, 2-3078C, 1-3664, 1-3810 and 2-753 cotter.

Of the net amount at which parts marked "MH" are billed to purchasers who purchase direct from the Ford Motor Company, 40/41 represents the price of the goods and 1/41 represents excise tax.

Part No.	Name of Part	Year	LIST PRICE			Each	Tax Status	Fac. No.	No. Req. per Car
			Lots of 10 per lot	Lots of 100 per lot	Lots of 1000 per lot				
<b>MOTOR—Continued</b>									
<b>CRANK CASE AND CYLINDER VALVE COVER—Continued</b>									
3078C...	C.C. front bearing lock washer	1921-25		\$ 0 50	\$ 3 50	\$9 01		5636	2
3079...	C. C. oil cock	1909-25		12 00		15		1515	2
3080...	C. C. drain cup plug	1909-25	Order 2532						
3080B...	C. C. drain cup plug gasket	1909-25		1 50	10 00				
3081...	C. C. oil tube	1909-25		\$1 50					
3083...	C. C. arm block	1909-25						02. MH. 4339	1
3084...	Engine pan—right	1909-25		2 50				20. MH. 543B	1
3085...	Engine pan—left	1909-25		2 50				05. 890	2
3088B...	Engine pan and hood board bolt	1909-25		20	1 50	10 00		30. MH. 1330	1
3088C...	Engine pan and hood board bolt	1909-25		20	1 50	10 00		30. MH. 1331B	1
3088D...	Engine pan and hood board bolt—Truck	1918-25		20	1 50			03. 4074	2
3088E...	Engine pan and hood board bolt nut	1909-25			75	5 00		03. 4073	2
3100...	CRANK CASE	1912-25						03. TT4073	2
3101...	Crank case lower cover	1912-24						01. 1309	
3101B...	Crank case lower cover reinforcement	1912-24						11 00. MH. 1526E	1
3101C...	C. C. lower cover	1924-25						35. MH. 1582	1
3101D...	C. C. lower cover reinforcement	1924-25						25. 4378-4379	1
3102B...	C. C. lower cover gasket	1912-24		70	6 00			35. MH. 1582B	1
3102C...	C. C. lower cover gasket	1924-25		85	7 50			25. 4378B-4379B	1
3103...	C. C. lower cover screw	1912-25		15	1 00	6 00		10. MH. 1596	1
3110...	Cylinder valve cover	1912-21						10. MH. 1586B	1
3110B...	Cylinder valve cover	1921-25		1 75	15 00			02. 4328	41
3111B...	Cyl. valve cover gasket	1912-21		30	2 50	20 00		15. MH. 656A	2
3111C...	Cyl. valve cover gasket	1921-25		60	4 50	40 00		20. MH. 656B	2
3112...	Cyl. valve cover screw	1912-25			2 00			05. MH. 660A	1
3114...	C. C. arm with rivets	1909-25		2 50				10. MH. 660B	2
3115...	C. C. arm rivet	1909-25						03. 654	1
								30. 815B	2
								doz. 05. 312	



COMMUTATOR

3162...	Com. case support bolt	1912-19				05		4441	1
3162B...	Com. case support bolt	1919-25				05		1756	1
3163...	Com. case spring	1912-25				05		689	1
3165...	Com. brush only	1912-25	1 50	13 50		20		4481	1
3176C...	Com. oiler	1919-25	40	2 50		05		480C	1
3177...	Com. felt ring	1912-25	15	75		02		5930	1
3206...	Com. brush cap	1909-25	15	1 00		02		468B	1
3207...	Com. brush cap pin	1909-25		50		01		466	1
3210...	Com. contact point nut	1910-25		50		01		472B	8
3220...	Com. lock nut	1909-25		25	2 00	03		471	1
3221...	Com. case with fibre	1912-25		5 50		60		5908	1
3222...	Com. shield	1912-25		1 25		02		5923	1

MAGNETO AND FLY WHEEL

3250D...	Magneto coil assembly	1915-25				6 00		5941B	1
3252...	Magneto spool support screw	1909-25	Order 3371						
3254...	Magnet bolt	1909-25		25	2 00	15 00			
3255...	Magnet bolt washer	1911-25			50			03. 537B	16
3257...	Magnet support	1909-25		30	2 00			01. 624	16
3260...	Magneto contact assy	1909-25		1 50	13 50			05. 535C	16
3261B...	Magneto contact nut	1909-25			50			20. MH. 1545	1
								01. 1508	2

Of the net amount at which parts marked "MH" are billed to purchasers who purchase direct from the Ford Motor Company, 40/41 represents the price of the goods and 1/41 represents excise tax.

Part No.	Name of Part	Year	LIST PRICE			Each	Tax Status	Fac. No.	No. Req. per Car
			Lots of 10 per lot	Lots of 100 per lot	Lots of 1000 per lot				
3250-D									
3257									
3260									
3266									
3267									
3267-B									
3267-C									
3269-C									
3269-G									
3269-H									
3271									
3272-B									
3273									
3274									
3277									
3278									
3279									
3276-B									


MAGNETO AND FLY WHEEL—Continued

3261C...	Magneto contact screw washer	1909-25		\$ 0 50		\$0 01		1565	1
3262...	Magneto contact spring	1909-25	\$9 30	2 00		05		1509	1
3262B...	Magneto contact screw and spring assembly	1919-25		7 50		10		4350	
3266...	Magneto contact fibre screw	1909-25		50		01		1505	3
3267...	Magneto primary insulating block	1915-25				03		4382	
3267B...	Magneto contact insulator	1919-25		3 00		05		1503B	
3267C...	Magneto contact insulator shell	1919-25				03		8611	
3268...	Fly wheel ring gear	1919-25		8 00		90		1885	1
3269C...	Fly wheel	1911-19							
3269G...	Fly wheel	1919-25	(Order 3269G and 3268)			5 00		701C	1
3269H...	Fly wheel with ring gear and magnets assembled	1919-25				15 00		5946B	1
3270...	Fly wheel cap screw	1909-25		80	7 00	10		721	4
3271...	Fly wheel dowel pin	1909-25		40	3 00	05		722	2
3272B...	Mag. coil support steel shim—small (.025" thick)	1909-25				75		584B	4
3273...	Mag. coil support steel shim—small (.015" thick)	1909-25				75		590	
3274...	Mag. coil support paper shim—large	1909-25				50		589	
3275...	Mag. coil support paper shim—small	1909-25				25		4487	
3276B...	Magneto (16)	1915-25				25		5933	16
3277...	Magnet clamp	1911-25		25	1 60	03		623	16
3278...	Magnet clamp screw	1911-25		1 50	\$14 00	02		625	16
3279...	Magneto contact washer	1909-25				75		560	1

Of the net amount at which parts marked "MH" are billed to purchasers who purchase direct from the Ford Motor Company, 40/41 represents the price of the goods and 1/41 represents excise tax.



Part No.	Name of Part	Year	Lots of 10 per lot	LIST PRICE			Tax Status	Fac. No.	No. Req. per Car
				Lots of 100 per lot	Lots of 1000 per lot	Each			




TRANSMISSION

3300B...	Transmissionl assy.	1919-25		\$30 00	MH	744C	1		
3301...	Trans. reverse plate assy.	1909-25		2 40	MH	747	1		
3304...	Trans. reverse gear bushing.	1909-25		40		705	1		
3305...	Trans. rev. and S. S. rivet.	1909-25	doz.	05		708	8		
3306...	Trans. slow speed plate assy.	1909-25		2 30	MH	748	1		
3309...	Trans. slow speed gear bushing.	1909-25		30		745	1		
3310...	Trans. brake drum rivet.	1909-25	doz.	05		711	8		
3311...	Trans. brake drum assy.	1909-25		2 40	MH	750	1		
3313...	Trans. triple gear assy.	1909-25		40	MH	751B	3		
3314 1/2...	Trans. triple gear flanged bushing.	1911-25		\$1 80		716B	3		
3315...	Trans. triple gear shaft.	1909-25		15	MH	715AR	3		
3317...	Trans. driven gear.	1909-25		70	MH	713	1		
3318...	Trans. driven gear key.	1909-25		\$2 50		714	2		
3320C...	Trans. driven gear sleeve bushing.	1909-25		1 50		712	2		
3320D...	Driven gear sleeve washer.	1909-25		40	3 50	776	3		
3321...	Trans. driving plate assy.	1909-25		3 25	MH	749	1		
3323...	Trans. driving plate screw.	1909-25	Order 3371		doz.	05	736	8	
3325...	Trans. driving plate rivet.	1909-25		15		772	1		
3327B...	Trans. driving plate bush.	1909-25		10	MH	727	12		
3328...	Trans. clutch disc—small.	1909-25		90	7 50	10	MH	728	13
3329...	Trans. clutch disc—large.	1909-25		90	7 50	10	MH	728	13
3331...	Trans. gear shaft.	1909-25		1 25	MH	723B	1		
3332...	Trans. clutch disc drum.	1909-25		1 25	MH	725B	1		
3333...	Trans. clutch disc drum key.	1909-25		3 50		05	7263	1	
3334...	Trans. clutch disc drum set screw.	1909-25		05		05	752	1	
3336...	Trans. clutch push ring.	1909-25		3 00		35	MH	770	1
3337...	Trans. clutch finger.	1909-25		15	MH	732B	3		
3337 1/2...	Trans. clutch finger screw.	1909-25		3 00		05	756	1	
3337B...	Trans. clutch finger and screw.	1909-25		20	MH	765	3		
3338...	Trans. clutch finger pin.	1909-25		01		21	735	3	
3340...	Trans. clutch spring.	1909-25		25		05	737	1	
3341...	Trans. clutch spring support.	1909-25		10	MH	738	1		
3342...	Trans. clutch spring thrust ring pin.	1909-25		25	1 50	03	739	1	
3344...	Trans. clutch shift.	1909-25		50	MH	733	1		

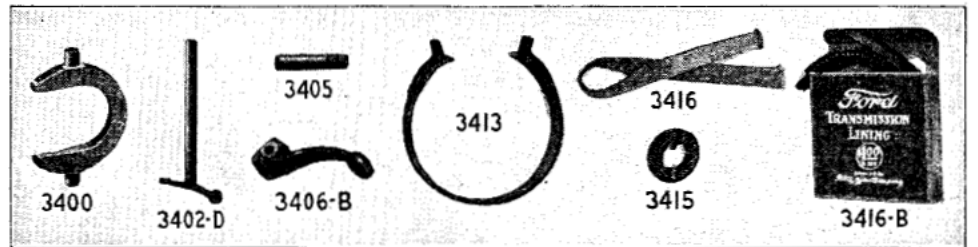
†When using short bush in making repairs remove driving plate key.  
Of the net amount at which parts marked "MH" are billed to purchasers who purchase direct from the Ford Motor Company, 40/41 represents the price of the goods and 1/41 represents excise tax.

Part No.	Name of Part	Year	Lots of 10 per lot	LIST PRICE			Tax Status	Fac. No.	No. Req. per Car
				Lots of 100 per lot	Lots of 1000 per lot	Each			



TRANSMISSION COVER

3362...	Trans. cover bolt.	1909-25		\$2 00	\$15 00	\$3 03		79
3362B...	Trans. cover bolt nut.	1909-25						
3363...	Trans. cover gasket (front).	1909-25		\$9 30	2 50		05	MH 872D
3364...	Trans. cover to C. C. screw.	1919-25	(Order 3017E)	15	1 00	7 50	02	430
3367...	Trans. cover door screw.	1909-25					30	MH 818
3368...	Universal ball cap (rear).	1909-25		7 50			80	MH 819D
3369...	Universal ball cap (front).	1909-25		35	2 53	13 00	05	731
3371...	Universal ball cap screw.	1909-25						
3372...	Universal ball cap bolt and nut.	1909-25						
3375...	Trans. cover screw.	1909-25						
3376B...	TRANS. COVER.	1919-25		80	7 00		7 00	MH 826E
3377B...	Trans. cover gasket.	1909-25					10	MH 885B
3378...	Trans. cover door.	1911-25		40	3 50		15	MH 1546D
3379B...	Trans. cover door gasket.	1911-25					05	MH 1547C
3380...	Starter drive cover.	1919-25					15	MH 1763
3381...	Starter drive cover gasket.	1919-25		20	1 50		01	MH 1764
3382...	Trans. cover rear plate.	1919-25		30			05	MH 1761
3383...	Trans. cover front plate.	1919-25		40			05	MH 1758



CLUTCH RELEASE TRANSMISSION CONTROL

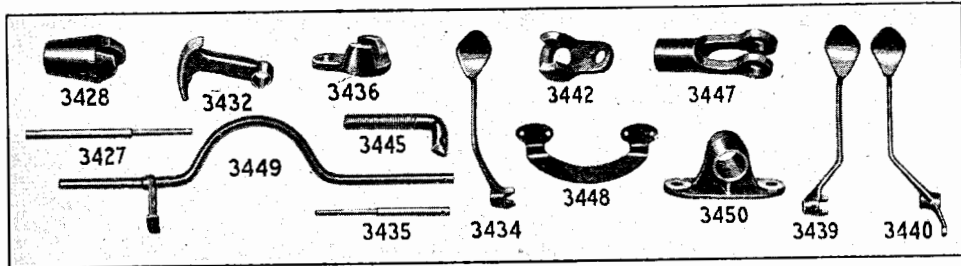
3400...	Trans. clutch release ring.	1909-25					20	MH 741
3402D...	Clutch lever and shaft.	1913-25					30	MH 1548
3403...	Clutch lever screw.	1909-25						
3403B...	Clutch lever screw nut.	1909-25						
3405...	Clutch lever pin.	1909-25					60	01 1553
3406B...	Clutch release fork—RorL.	1913-25					15	MH 4345
3406C...	Clutch release fork pin.	1913-25						
3411...	Clutch lever clevis pin.	1909-25						

TRANSMISSION BANDS

3413...	TRANSMISSION BAND ASSEMBLY.	1909-25					60	MH 838B
3413B...	Trans. band assy (detach.)	1925					75	MH 838B
3414...	Trans. Land ear (detach.)	1925					15	850

†When ordered to replace cover on cars below 2044100 also order 3402D clutch lever and shaft.  
Of the net amount at which parts marked "MH" are billed to purchasers who purchase direct from the Ford Motor Company, 40/41 represents the price of the goods and 1/41 represents excise tax.

Part No.	Name of Part	Year	LIST PRICE			Tax	Fac. No.	No. Req. per Car
			Lots of 10 per lot	Lots of 100 per lot	Lots of 1000 per lot			
<b>TRANSMISSION CONTROL—Continued</b>								
<b>TRANSMISSION BANDS—Continued</b>								
3415	Trans. band washer	1909-25	\$9 15	\$ 1 25		\$0 03	840	2
3416	Trans. band lining	1909-25		20 00		25	MH 1562	3
3416B	Trans. band lining—set of 3 inc. rivets—in carton	1909-25	8 00	70 00		1 00	MH 1564	1
3419	Trans. band adj. screw	1909-25	1 25	10 00		15	1533AR	1
*3419B	Trans. band adj. screw	1925	1 25	10 00		15	1533B	1
3420	Trans. band adj. screw nut	1909-25	30	2 50		05	1532	1
3421B	Trans. band ear iron rivet	1909-25			\$2 00	05 doz.	843	9
3421C	Trans. band ear iron rivet	1925			2 00	05 doz.	846	6
3422B	Trans. band brass rivet	1909-17			3 60	05 doz.	844B	6
3423B	Trans. band brass rivet	1909-25			2 50	05 doz.	845B	24
3425	Trans. band spring	1909-25	15	1 25		03	841B	3
3426	Trans. band adj. nut	1909-25	25	2 00		05	851	2



**PEDALS AND CONTROLLER SHAFT**

3427	Slow speed shaft	1907-25				15	MH 848BR	1
*3427B	Slow speed shaft	1925				15	MH 848C	1
3428	Slow speed notch	1909-25				25	MH 4327	1
3429	Slow speed notch pin	1909-25		60		01	1560	1
3432	Speed lever	1909-25				10	MH 862B	1
3434	Reverse pedal	1909-25				50	MH 4324	1
3435	Brake and rev. pedal shaft	1909-25				15	MH 849B	2
3436	Brake and rev. pedal support	1909-25				15	4325	2
3437	Brake and rev. support bolt	1909-25	25	2 00		05	1534	2
3437B	Brake and rev. support bolt nut	1909-25				50	MH 4323	1
3439	Brake pedal	1909-25				50	MH 854B	1
3440	Clutch pedal	1909-25				15	4326	1
3441	Pedal pin	1909-25				05	1536	1
3442	Clutch pedal support	1909-25				05	1536	1
3443	Clutch pedal support bolt	1909-25	25	2 00				
3443B	Clutch pedal support bolt nut	1909-25				05	1540	1
3445	Slow speed connection	1909-25	40	3 50				
3446	Slow speed con. lock nut	1909-25				10	802	1
3447	Slow speed con. clevis	1909-25	60	5 00		20	MH 309B	1
3448	Controller quadrant	1909-25				60	MH 1557	1
3449	Con. shaft with speed lever	1909-25				15	MH 311	2
3450	Controller shaft bracket	1909-25						
3452	Controller shaft bracket bolt	1909-25	25	2 00	15 00	03	315	4
3452B	Controller shaft bracket bolt nut	1909-25	15	1 25	9 00	02	316	4
<b>HAND BRAKE</b>								
3455	Hand brake lever	1909-25				1 00	MH 1550	1
3456B	Hand brake lever pin	1909-25				03	874	1
3457	Hand brake lever key	1909-17				05	875	1
3458	Hand brake lever pawl	1909-25				01	876	1
3459	Hand brake lever pawl pin	1909-25		50		10	MH 877	1
3460	Hand brake lever pawl rod	1909-25						
3462	Hand brake lever pawl lift assembly	1909-25				10	4363	1

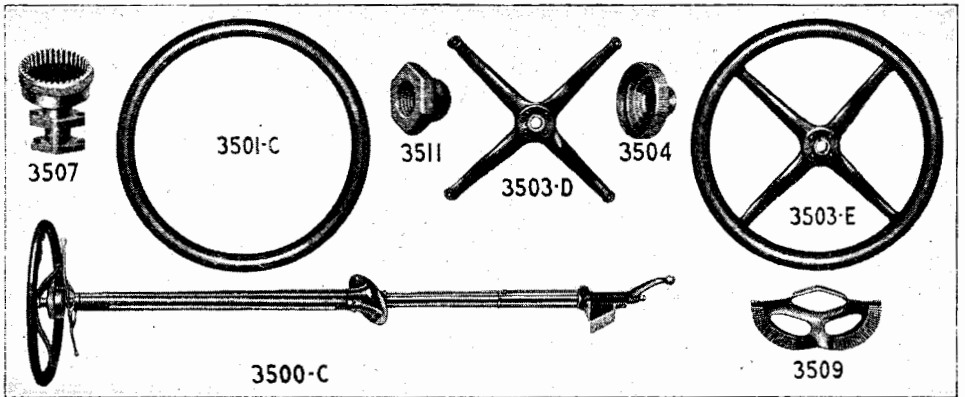
\*Used with detachable car band.

Of the net amount at which parts marked "MH" are billed to purchasers who purchase direct from the Ford Motor Company, 40/41 represents the price of the goods and 1/41 represents excise tax.

Part No.	Name of Part	Year	LIST PRICE			Tax	Fac. No.	No. Req. per Car
			Lots of 10 per lot	Lots of 100 per lot	Lots of 1000 per lot			
<b>TRANSMISSION CONTROL—Continued</b>								
3458								
3459								
3455								
3460								
3463								
3462								
3468-R								
3469-L								
3465								
3470-R								
3471-L								

**HAND BRAKE—Continued**

3463	Hand brake lever pawl lift spring	1909-25				\$0 02	888	1
3465	Hub brake lever	1909-25				15	MH 864	1
3466	Hub brake lever pin	1909-25						
3467	Hub brake lever clevis	1909-25						
3468	Hub brake pull rod—R	1909-25	\$2 50			30	MH 891B	1
3469	Hub brake pull rod—L	1909-25	2 50			30	MH 1513B	1
3470	Brake rod support—R	1909-25	60	\$5 00		10	1367C	1
3471	Brake rod support—L	1909-25	60	5 00		10	1398C	1
3472	Brake rod support bolt	1909-25		75	\$5 00	01	1308	2
3472B	Brake rod sup. bolt nut	1909-25						
Order 3405								
Order 3447								
Order 3088E								




**STEERING GEAR**

**STEERING WHEEL AND GEAR CASE**

3500C	Steering gear assy	1911-25				10 00	MH 5044	1
3500D	Steering gear assy (5 to 1)	1915				10 00	MH 5044B	1
3501C	Steering gear rim	1920-25				90	901C	1
3 02	St. gear rim screw	1909-25				01	6849	4
3503D	St. gear spider	1920-25				60	MH 902C	1
3503F	St. gear spider & rim (17")	1925				1 50	MH 995B	1
3504	St. gear cover	1909-25				30	MH 5039	1
3505	St. gear cover screw	1909-25				01	910	1
3506	St. gear cover bushing	1909-25		50		15	914	1
3506B	St. gr. driv. pinion washer	1909-25				05	5026	1
3507	St. gr. int. gear case and bushing	1909-25				1 25	MH 5036	1
3509	St. gear quadrant	1909-25				15	MH 906B	1
3510	St. gear quadrant rivet	1909-25		50		01	5041	2
3511	St. gear wheel nut	1909-25	80	7 00		10	913	1

Of the net amount at which parts marked "MH" are billed to purchasers who purchase direct from the Ford Motor Company, 40/41 represents the price of the goods and 1/41 represents excise tax.

Part No.	Name of Part	Year	LIST PRICE			Tax	Fac. No.	No. Req. per Car
			Lots of 10 per lot	Lots of 100 per lot	Lots of 1000 per lot			

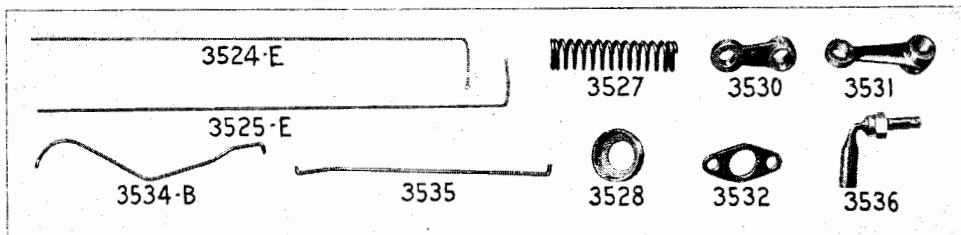


STEERING GEAR—Continued

STEERING GEAR TUBING AND POST

3512C	St. gear tubing assy.	1912-25				\$4 00	MH	5016	1
3513C	St. tubing flange screw	1913-25	\$0 15	\$1 00	\$7 50			5018	3
3514	St. tub. flange screw nut	1913-25	10	65	4 00			926	1
3516C	St. gear post	1912-21				1 75	MII	5043	1
3516D	St. gear post	1912-25				1 75	MII	5043B	1
3516E	Steering gear post (5 to 1)	1925				1 75	MII	5043C	1
3517	St. gear pinion	1909-25				15	MII	916	3
3517B	Steering gear pinion (5 to 1)	1925				15	MII	916B	3
3518	St. gear pinion pin—short	1909-25				02		917	2
3518B	St. gear pinion pin—long	1921-25				02		918	1
3519	St. gear drive pinion	1909-25				30	MII	911	1
3519B	St. gear drive pinion assy. (5 to 1)	1925				45	MII	915	1
3520	St. gear drive pinion key	1909-25	20	1 00				909	1
3523	St. gear post castle nut	1907-25							

Order 2551B



STEERING GEAR THROTTLE AND SPARK RODS


3524E	Throttle rod	1912-25				30	MII	5038	1
3525E	Spark rod	1912-25				30	MII	5037	1
3527	Spark & throttle rod spring	1907-25		1 00		02		935	2
3528	Spark & throttle rod collar	1907-25	15	1 00		02		936	2
3529	Spark & throttle rod pin	1909-25				01		937	5
3530	Spark rod lever	1909-25	80	6 00		10	MH	946	1
3531	Throttle rod lever	1907-25	80	6 00		10	MH	947	1
3532	Spark & throttle rod guide	1909-25				05		938	1
3534B	Communtator pull rod	1912-25	75			10	MII	2082	1
3535	Carburetor pull rod	1909-25	75	6 00		10	MII	1329	1
3536	Ball and socket joint	1909-21	85	7 50		10		1326	1
3537	Ball and socket joint nut	1909-21	15	1 00		02		1327	1

STEERING GEAR BRACKET

3539B	St. brkt. with bushing	1911-25	6 00			75	MH	996	1
3539C	St. brkt. with bushing—truck	1918-25	6 00			75	MII	TT996	1
3540	Brkt. bolt and nut—long	1909-25			Order 3073 and 2515				
3541	Brkt. bolt and nut—short	1911-25			Order 3074 and 2515				
3544	St. brkt. felt washer	1909-25		80		02		943	1
3545	St. brkt. bushing	1909-21				20		944-5027	1

Of the net amount at which parts marked "MH" are billed to purchasers who purchase direct from the Ford Motor Company, 40/41 represents the price of the goods and 1/41 represents excise tax.

Part No.	Name of Part	Year	LIST PRICE			Tax	Fac. No.	No. Req. per Car
			Lots of 10 per lot	Lots of 100 per lot	Lots of 1000 per lot			



STEERING GEAR—Continued

STEERING GEAR BRACKET—Continued

3545B	St. brkt. bushing	1921-25				\$0 10		944	1
3546	St. brkt. block	1909-25				10		945	1
3546B	St. brkt. block—Truck	1918-25				10		TT945	1
3547	St. gear ball arm	1909-25				40	MII	929B	1
3548	St. gear ball arm key	1909-25				03		930	1
3549	St. brkt. dust cap—Truck	1918-25	\$0 25	\$1 50	\$12 00			TT5044	1

BODY PARTS

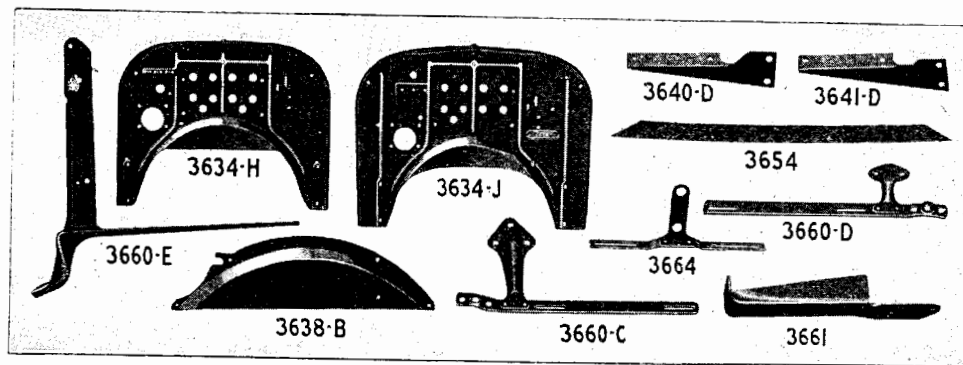
BODY BRACKETS

3601B	Body brkt. on body	1910-25				10		1624	6
3601C	Body brkt.—front—R	1921-25				20		7267B	1
3601D	Body brkt.—front—L	1921-25				20		7268B	1
3601E	Body bracket—rear	1913-25				05		5650	2
3601F	Body bracket—rear—R	1921-25				20		7137C	1
3601G	Body bracket—rear—L	1921-25				20		8001B	1
3602E	Body brkt. con. bolt	1916-25				03		2431	6
3602F	Body brkt. con. bolt nut	1916-25							

Order 2719

FLOOR BOARDS

3624E	Front floor rubber mat	1915-24	8 50			90	MII	7299AR	1
3624F	Front floor rubber mat	1924-25	8 50			90	MII	7299B	1
3626C	Floor board with plate (first)	1915-25				50	MH	4200	
3627C	Floor board with plate (second)	1915-25				50	MH	4201	
3628B	Floor board with plate (third)	1915-25				65	MII	7104	
3630	Floor board forward plate for pedals	1909-25				10	MH	1400C	
3632	Floor board rear plate for pedals	1909-25				10	MII	1095C	
3633	Floor board plate for side lever	1909-25				05	MH	1094B	1

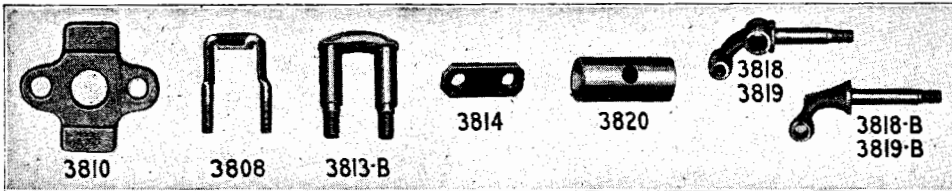


DASH

3634H	Dash—steel	1917-23				2 50	MH	8754B	1
3634J	Dash—steel	1923-25				2 50	MH	8754C	1
3638B	Dash shield	1919-22				10		5432B	2
3639	Dash weatherstrip—side	1917-22				05		8747	1
3639B	Dash weatherstrip—top	1917-22				15		8752R	1

Of the net amount at which parts marked "MH" are billed to purchasers who purchase direct from the Ford Motor Company, 40/41 represents the price of the goods and 1/41 represents excise tax.

Part No.	Name of Part	Year	LIST PRICE			Each	Tax Status	Fac. No.	No. Req. per Car
			Lots of 10 per lot	Lots of 100 per lot	Lots of 1000 per lot				
<b>BODY PARTS—Continued</b>									
<b>DASH—Continued</b>									
†3640C	Dash brkt.—left	1917-22				\$0 20		8722AR	1
*3640D	Dash brkt.—left	1923-25	\$ 1 25			15		8722B	1
†3641C	Dash brkt.—right	1917-22				20		8721AR	1
*3641D	Dash brkt.—right	1923-25	1 25			15		8721B	1
3642B	Dash brkt. to dash bolt	1917-22	25	\$ 1 50	\$ 10 00	03		8740	4
3642C	Dash brkt. to dash nut	1917-22							
3653B	Dash to body brkt. bolt	1915-25		1 00		03		4248	2
3653C	Dash to body brkt. nut	1915-25							
3654	Dash to body gasket	1918-25		2 50		05	MH	8769	
<b>LICENSE BRACKETS</b>									
3660C	Lamp & license brkt. assy	1915-21	2 00			25	MH	7506AR	1
3660D	Lamp & license brkt. assy	1915-21	2 00			25	MH	7505	1
†3660E	Lamp & license brkt. sup- port assy	1923-25							
†3661	Lamp & license brkt. sup.	1923-25				75	MH	7506B	1
3664	Front license bracket	1921-25				30	MH	8767B	1
**3664B	Front license bracket	1925				15	MH	493	1
						15	MH	TT493	1
<b>CUSHIONS</b>									
3667E	Front seat cushion	1909-21				6 00	MH	8076A	1
3667F	Front seat cushion	1921-25				6 00	MH	8076B	1
3670D	Rear seat cushion	1909-21				6 50	MH	7032A	1
3670E	Rear seat cushion	1921-25				6 50	MH	7032B	1
3676B	Rear floor mat	1911-21				1 00	MH	1606B	1
3676C	Rear floor mat (rubber)	1921-25				70	MH	1606C	1
3689	Pedal shield	1924	1 35			15		1096	1
§3681	Deck lock key	1916-25		7 00		10		9484	1



**SPRINGS**

**FRONT SPRING**

3800	Front spring	1909-25	22 50			2 50	MH	332	1
3801	First leaf (main leaf)	1909-25	6 00			80		2943	1
3802B	Second leaf	1909-25	4 00			45		2935	1
3803B	Third leaf	1916-25	3 00			40		2936	1
3804B	Fourth leaf	1916-25	2 50			30		2937	1
3805B	Fifth leaf	1916-25	2 00			25		2938	1
3806B	Sixth leaf	1916-25	1 50			20		2939	1
3807B	Seventh leaf	1916-25	1 25			15		2947	1
3808	Front spring clip	1909-20				20		325C	2
3809	Front spring clip nut	1909-25							
3810	Front spring clip bar	1921-25	2 30			25		342	1
3811	Front spring tie bolt	1909-25	20	1 50	14 00	04		1362	1
3811B	Front spring tie bolt nut	1909-25	15	1 00		02		1363	1
3813B	Front spring hanger	1909-25	1 75	15 00		20		246C	2
3814	Front spring hanger bar	1909-25	40			05		7648	2
3815	Spring hanger nut	1909-25							
3818	Front spring perch—right	1909-19				80	MH	274A	1
3818B	Front spring perch—right	1909-25	4 00			50	MH	274B	1
3819	Front spring perch—left	1909-19				80	MH	275A	1
3819B	Front spring perch—left	1919-25	4 00			50	MH	275B	1
3820	Front spring perch bush	1909-25	25	2 00	15 00	05		230	4
3821	Front spring perch nut	1909-21							
3821B	Front spring perch nut	1921-25		4 00		05		240	1
3823	Front spring pad	1909-25	45	4 00		05		262	1

†When used on 1911-16 cars redrill frame.

‡Used on Touring Cars and Roadster without starter and demountable rims.

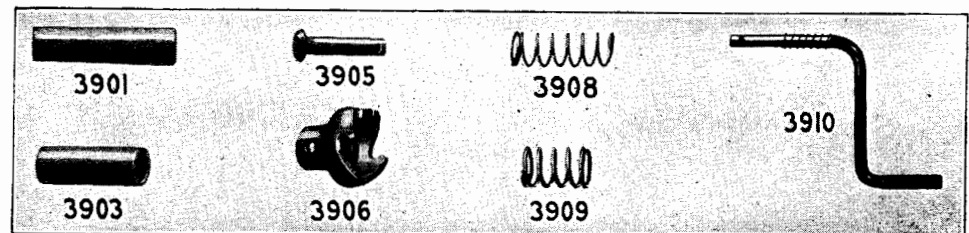
\*Used with steel dash. \*\*Use with nine-leaf front spring.

†Used on Touring Car and Roadster with starter without demountable rims.

‡Used on Coupe 1916-24, Roadster 1923-24.

Of the net amount at which parts marked "MH" are billed to purchasers who purchase direct from the Ford Motor Company; 40/41 represents the price of the goods and 1/41 represents excise tax.

Part No.	Name of Part	Year	LIST PRICE			Each	Tax Status	Fac. No.	No. Req. per Car
			Lots of 10 per lot	Lots of 100 per lot	Lots of 1000 per lot				
<b>SPRINGS—Continued</b>									
<b>REAR SPRING</b>									
3824	REAR SPRING	1909-25				\$6 50	MH	333	1
*3824B	REAR SPRING	1922-25				6 75	MH	388	1
†3824C	Rear spring	1923-25				5 00	MH	384	1
*3825B	First leaf (main leaf)	1918-25				1 35		355	1
*3825C	First leaf (main leaf)	1922-25				1 35		389	1
3826B	Second leaf	1918-25				1 10		362B	1
*3826C	Second leaf	1922-25	\$ 10 00			1 10		391	1
3827B	Third leaf	1918-25				8 50		95	363B
*3827C	Third leaf	1922-25						95	392
†3827D	Third leaf	1923-25						75	379
*3828B	Fourth leaf	1918-25				7 50		85	364B
*3828C	Fourth leaf	1922-25						85	393
†3828D	Fourth leaf	1923-25						60	380
3829B	Fifth leaf	1918-25				6 50		75	365B
*3829C	Fifth leaf	1922-25						75	394
†3829D	Fifth leaf	1923-25						45	381
*3830B	Sixth leaf	1918-25				5 00		60	366B
*3830C	Sixth leaf	1922-25						60	395
†3830D	Sixth leaf	1923-25						35	382
3831B	Seventh leaf	1918-25				3 50		45	367B
*3831C	Seventh leaf	1922-25						45	396
3832B	Eighth leaf	1909-25				3 00		35	368B
*3832C	Eighth leaf	1922-25						35	397
*3832D	Ninth leaf	1922-25						30	398
3833	Rear spring clip	1909-25						20	326
*3833B	Rear spring clip	1922-25						20	1737
3834	Rear spring clip nut	1909-25							
3835	Rear spring clip bar	1909-25							
3837	Rear spring tie bolt	1909-25	20	\$ 1 50	\$ 14 00	10		329	2
3837B	Rear spring tie bolt nut	1909-25	15	1 00	9 00	05		1352	1
*3838	Rear spring tie bolt	1922-25		2 00		02		1353	1
†3838B	Rear spring tie bolt	1923-25		1 50		05		1355	1
3840B	Rear spring hanger	1909-25	2 25	20 00	170 00	03		383	1
3841	Rear spring hanger bar	1909-25	40			25		911C	2
3842	Rear spring pad	1909-25						05	7649
3843	Rear spring perch	1909-25						05	94
3844	Rear spring perch bush	1909-25	3 50			40	MH	2804	2
3845	Rear spring perch nut	1909-25	35	3 00		05		172	4
3846	Spring perch oiler	1917-25		4 00		05		174	2
3847B	Front spr'g clamp assembly with bolt and nut	1916-25	35	3 00		05		2944	4
3848	Rear spr'g clamp assembly with bolt and nut	1916-25	75	6 00		10		2953	2
3848B	Rear spr'g clamp assembly with bolt and nut	1918-25	75	6 00		10		376	2
								10	378



†Used on Touring Cars and Roadster with starter and demountable rims.

\*Nine-leaf spring for Sedan. †Six-leaf spring for Roadster.

Of the net amount at which parts marked "MH" are billed to purchasers who purchase direct from the Ford Motor Company; 40/41 represents the price of the goods and 1/41 represents excise tax.



Part No.	Name of Part	Year	LIST PRICE			Tax	Fac. No.	No. Req. per Car
			of 10 per lot	of 100 per lot	of 1000 per lot			
<b>STARTING CRANK</b>								
3901	Starting crank handle	1909-22				\$9 15	520	1
3902	Starting crk. handle bolt	1909-22	\$0 60	\$ 5 00		10	521	1
3903	Starting crank sleeve	1909-22	75			10	523	1
3905	Starting crk. ratchet pin	1909-25	25	2 00	\$15 00	05	4491	1
3906	Starting crank ratchet	1909-25	1 50			20	MH 528B	1
3908	Starting crank spring	1909-25	20	1 00		03	626	1
3909	Starting crk. handle spring	1915-22	15	1 00		02	5911	1
3910	Starting crank assy.	1909-25				40	MH 5931	1

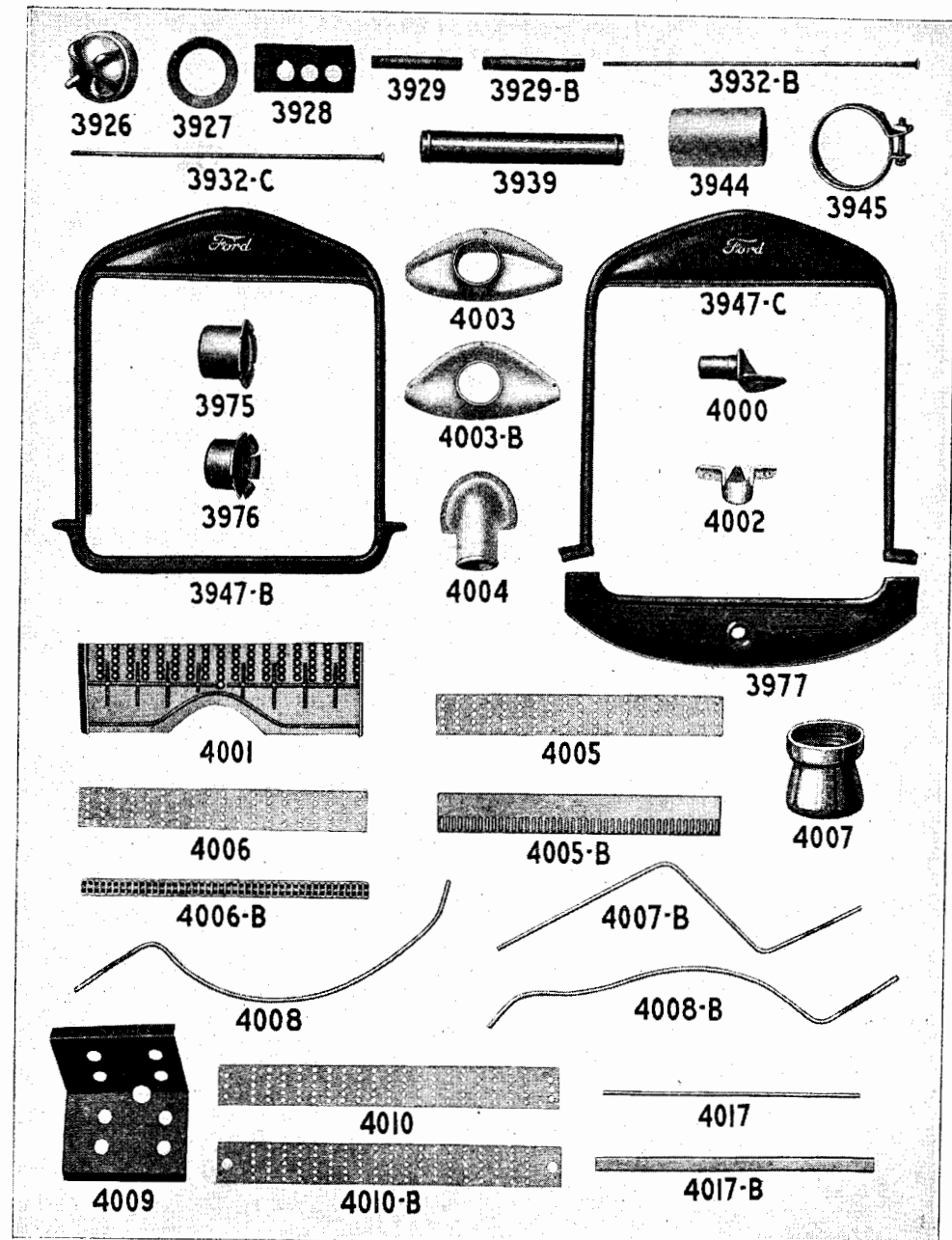
**RADIATOR—THERMO SYPHON**


3925	Radiator	1909-16				15 00	MH 1100C	1
3925B	Radiator	1917-23				16 00	MH 8700B	1
3925C	Radiator—less shell	1917-23				15 00	MH 8736CR	1
3925D	Radiator	1923-25				15 00	MH 8700D	1
3925E	Radiator—less shell	1923-25				14 00	MH 8736E	1
3926	Radiator cap	1909-25	1 50	13 00		20	MH 8714	1
3927	Radiator cap gasket	1909-25	18	1 50		02	1117	1
3928	Radiator pad	1909-19				05	MH 1105	2
3929	Radiator stud	1909-19				05	1162A	2
3929B	Radiator stud	1919-25	45	4 00	35 00	05	1162B	2
3929C	Radiator stud nut	1909-25	20	1 50	12 00	03	1154	2
3930	Radiator stud spring	1909-25						
3931	Radiator stud washer nut	1909-25	20	1 50	12 00	03	1161	2
3932	Radiator rod	1909-23	1 00			15	MH 1111B	1
3932B	Radiator rod	1923	1 00			15	MH 1111C	1
3932C	Radiator rod	1923-25	1 00			15	MH 1111D	1
3934	Radiator rod nut	1909-25						
3939	Outlet connection pipe	1909-25				25	MH 1121	1
3940	Outlet connection cock	1909-25						
3944	Outlet connection hose	1909-25	90	7 50		10	MH 507B	2
3945	Outlet con. hose clip	1909-25	30	2 50		05	554B	4
3947B	Radiator shell	1917-23				1 00	MH 8737B	1
3947C	Radiator shell	1923-25	8 50			1 00	MH 8737C	1
3947D	Radiator shell (nickel)	1925				5 00	MH 8737DR	1
3975	Rad. stud spring upper thimble	1919-25		1 50		02	1115	1
3976	Rad. stud spring lower thimble	1919-25		2 00				
3977	Radiator apron	1923-25				35	MH 8016	1
3977B	Radiator apron (nickel)	1925				75	MH 8016BR	1
4000	Bracket (rod on rad.)	1909-25				10	1125B	1
4001	Bottom (up. tank)	1917-25				55	8706	1
4001B	Bottom (up. tank)	1924-25				55	8706	1
4002	Clasp (hood on rad.)	1909-25				02	1109B	1
4003	Con. (inlet)	1917-23	1 50			20	8712-AR	1
4003B	Con. (inlet)	1923-25	1 75			20	8712CR	1
4004	Con. (outlet)	1910-25				25	1104B	1
4005	Cover (lower tank)	1909-25				30	1134B	1
4005B	Cover (lower tank)	1924-25		5 00		30	1134C	1
4006	Fin	1909-25		5 00		10	1143	1
4006B	Fin	1924-25		5 00		10	1143B	1
4007	Flange (filler)	1917-25				25	8713	1
4007B	Pipe (overflow)	1917-23				20	8718	1
4008	Overflow pipe	1923-25				20	8718C	1
4008B	Overflow pipe	1924-25				20	8718D	1
4009	Plate (splash)	1916-25				10	8709	1
4010	Support	1909-19				35	1126B	1
4010B	Support	1920-25				35	1126C	1
4011	Support (lower tank)	1909-19				05	1190	1
4011B	Support (lower tank)	1920-25				05	1190B	1
4011C	Support (lower tank)	1924-25				10	1190C	1
4012	Support (up. tank) R.	1917-23				15	8750	1
4012B	Support (up. tank) assy. R.	1923-25				20	8829A	1
4012C	Support (up. tank) assy. R.	1924-25				20	8829B	1
4013	Support (up. tank) L.	1917-23				15	8751	1
4013B	Support (up. tank) assv. L.	1923-25				20	8830A	1
4013C	Support (up. tank) assv. L.	1924-25				20	8830B	1
4014	Tank complete (top)	1917-25				4 00	8723	1
4014B	Tank complete (top)	1924-25				4 00	8723B	1
4015	Tank (lower)					50	1137B	1
4016	Top (up. tank) less filler flange	1916-25				40	8705	1
4017	Tube	1917-23				05	8717	1
4017B	Tube	1924-25				10	8717D	1
4018	Wall (up. tank front)	1917-25				25	8707	1
4019	Wall (up. tank rear)	1917-25				25	8708	1
4020	Wall assy. (rear)	1917-25				50	8872	1

†Flat tube design radiator.

Of the net amount at which parts marked "MH" are billed to purchasers who purchase direct from the Ford Motor Company, 40/41 represents the price of the goods and 1/41 represents excise tax.

**RADIATOR—THERMO SYPHON**





RADIATOR FAN

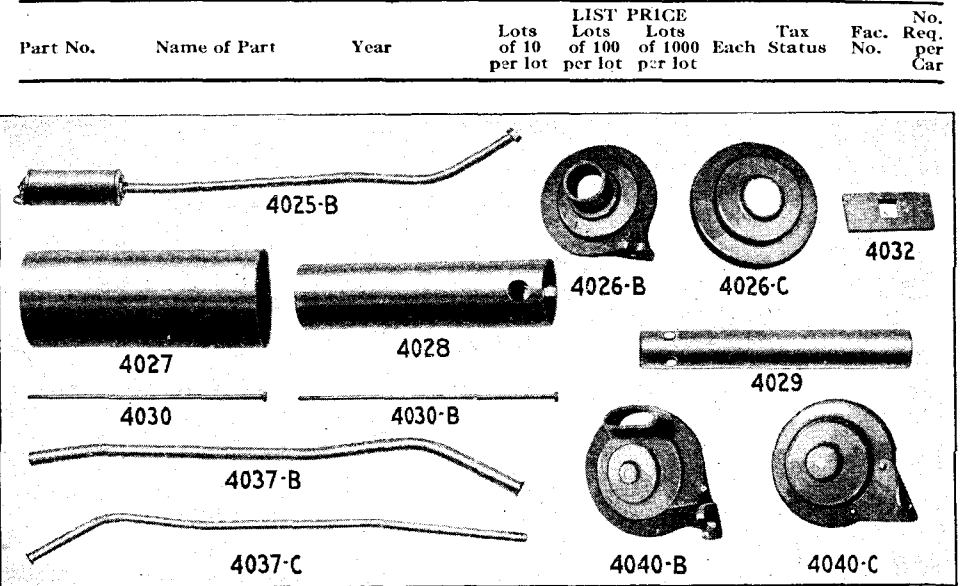
Part No.	Name of Part	Year	LIST PRICE	Tax	Fac.	No. Req.
			Lots of 10 per lot	Each	Status	per Car
3960	Fan and pulley assembly	1909-20	\$1 25		MH	619
3961	Fan blade	1909-20	10		MH	611
3961B	Fan blade rivets	1909-20	05	\$ 1 50	doz.	1566
3961C	Fan blade assembly	1920-25	25		MH	620
3962B	Dr. fan pulley with bush	1920-25	70		MH	618B
3963	Fan drive pulley	1909-20	25		MH	602A
3963B	Fan drive pulley	1920-25	30		MH	602B
3964	Fan belt—23"	1909-16	2 75	\$25 00		220 00
3964C	Fan belt—26"	1917-20	2 75	25 00		220 00
3964E	Fan belt—	1920-25	2 75	25 00		220 00
3966	Fan shaft	1909-20	1 75	15 00		
3966B	Fan shaft	1920-25	3 00			
3967	Fan bracket	1909-16	2 50			
3967B	Fan bracket	1917-25	85	7 00		
3968	Fan bracket bolt	1909-25	15	1 00		
3970	Fan grease cup	1909-25	Order 3066B			
3973	Fan adjusting screw	1909-25	15			
3973B	Fan adjusting screw nut	1909-25	15			
3974	Fan driven pulley bush	1917-20	1 00			
3974B	Fan driven pulley bush	1920-25	25	2 00		
3980	Fan pulley plug	1920-25	15	90		
3981	Fan pulley gasket	1920-25	03	633		
3982	Fan shaft cap	1920-25	02	MH		634
3983	Fan shaft felt washer	1920-25	02			635
3984	Fan blade screw	1920-25	02			637
3985	Fan blade screw washer	1920-25	01			652
3986	Fan shaft nut	1920-25	01			652

MUFFLER

Part No.	Name of Part	Year	LIST PRICE	Tax	Fac.	No. Req.
			Lots of 10 per lot	Each	Status	per Car
4025B	Muffler assembly	1909-25	2 25		MH	1200C
4026B	Muffler head—front	1917-20	35			1202C
4026C	Muffler head—front	1921-25	10			1202D
4027	Muffler shell—outer	1909-25	25			1203
4028	Muffler shell—middle	1909-25	20			1204
4029	Muffler shell—inner	1909-20	20			1205
4030	Muffler rod	1909-17	10			1205A
4030B	Muffler rod	1917-20	10			1206B
4031	Muffler rod nut	1909-20	Order 2503F			
4032	Muffler head retainer	1921-25	02			1210
4033	Muffler head retainer bolt and nut	1921-25	Order 4819B and 3514			
4035	Muffler head bolt washer	1921-25	doz. 05			925
4037B	Long exhaust pipe	1909-20	1 25		MH	1214A


†Quantity prices will apply on any assortment of these three belts.

Of the net amount at which parts marked "MH" are billed to purchasers who purchase direct from the Ford Motor Company, 40/41 represents the price of the goods and 1/41 represents excise tax.



MUFFLER—Continued

Part No.	Name of Part	Year	LIST PRICE	Tax	Fac.	No. Req.
			Lots of 10 per lot	Each	Status	per Car
4037C	Long exhaust pipe	1920-25	\$1 40		MH	1214B
4040B	Muffler head—rear	1917-21	35			1201D
4040C	Muffler head—rear	1921-25	20			1201E
4041B	Muffler head to frame bolt and nut	1921-25	Order 3074 and 2515			



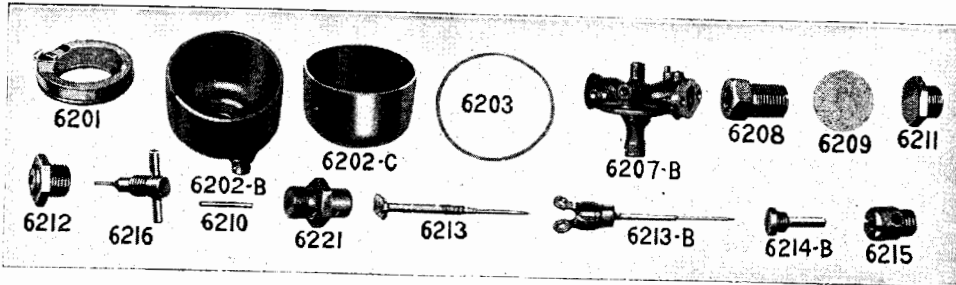
HOOD

Part No.	Name of Part	Year	LIST PRICE	Tax	Fac.	No. Req.
			Lots of 10 per lot	Each	Status	per Car
4050	Hood	1909-16	8 00		MH	1300
4050B	Hood	1917-23	6 00		MH	8726
4050C	Hood	1923-25	6 00		MH	8726B
4051	Hood handle	1909-25	05			1314
4052	Hood clip	1909-16	10			1310
4052B	Hood clip	1917-25	05			8731
4053	Hood clip spring	1909-16	02			1311
4053B	Hood clip spring	1917-25	02			8734
4056B	Hood block—left	1917-23	\$1 15	1 00		8742
4056C	Hood block—left	1923-25	2 50			8742B
4057B	Hood block—right	1917-23	2 50			8741
4057C	Hood block—right	1923-25	2 50			8741B
*4060C	Hood pad (on dash)	1917-22	70	5 00		8711AR
*4060D	Hood pad (on r. l. shell)	1917-25	1 35	10 00		8710
*4060E	Hood pad (on dash)	1923-25	70	5 00		8711B
4061B	Hood clasp (on dash)	1917-20	40	3 50		8720AR
4061C	Hood clasp (on dash screw)	1917-23	02			8763
4061D	Hood clasp (on dash)	1920-23	35	2 50		8720BR
4061E	Hood clasp (on dash)	1923	35	2 50		8720C
4061F	Hood clasp (on dash)	1923-25	35	2 50		8720D
4073	Hood bl support—front R	1917-23	05			8743
4073B	Hood bl support—front R	1923-25	05			8743B
4074	Hood bl support—front L	1917-23	05			8744
4074B	Hood bl support—front L	1923-25	05			8744B

\*Less than 100 yards .08 per yard—100 yards or more .06 per yard.

Of the net amount at which parts marked "MH" are billed to purchasers who purchase direct from the Ford Motor Company, 40/41 represents the price of the goods and 1/41 represents excise tax.

Part No.	Name of Part	Year	LIST PRICE			Each	Tax Status	Fac. No.	No. Req. per Car
			Lots of 10 per lot	Lots of 100 per lot	Lots of 1000 per lot				
<b>HOOD—Continued</b>									
4075	Hood bl support—rear	R1917-23				\$0 05		8745	1
4075B	Hood bl support—rear	R1923-25				05		8745B	1
4076	Hood bl support—rear	L1917-23				05		8746	1
4076B	Hood bl support—rear	L1923-25				05		8746B	1



**CARBURETOR**

**FORD CARBURETOR MODEL ("NH")**

6200B	Carburetor	1920-25	\$40 00		4 50	MH	553A4		1
6200C	Carburetor	19 5	40 01		4 50	MH	553B2		1
6201	Float with lever	1920-25	2 00		25		6333B		1
6202B	Float chamber and bushing assy	1920-25			50		6318B		
6202C	Float chamber	1923-25			30		4802F		
6203	Float chamber gasket	1920-25			03		555B		
6204	Spray nozzle gasket	1920-25		\$) 50	01		4820B		
6205	Mixer chamber gasket	1920-25			02		6367B		
6206	Throttle lever								
6206B	Aux. throttle lever								
6207B	Mixer chamber	1920-25			2 50		6343R		
6208	Adj. needle clamp nut	1920-25			05		4812B		
6208B	Carb. spray needle adj. nut				05		4812D		
6209	Throttle plate	1920-25			02		4517B		
6210	Float lever pin	1920-25			01		6320B		
6211	Float chamber screw	1920-25			05		6281		
6212	Float valve seat	1920-25	40		05		6321B		
6213	Spray needle assembly	1920-25	1 00		15		6335B		
6213B	Carb. spray needle assy				30		6335E		
6214B	Spray nozzle	1920-25	1 50		20		6341C		
6215	Air passage vent plug	1920-25			10		6273R		
6216	Drain valve plug assy	1916-25			10		6329		
6217	Throttle lever stop screw								
6218	Aux. throttle lever spring								
6219	Float valve seat gasket	1920-25							
6220	Gasoline inlet needle	1920-25			01		6322C		
6221	Drain valve body	1923-25			15		6328C		

**KINGSTON CARBURETOR (MODEL "L-4")**

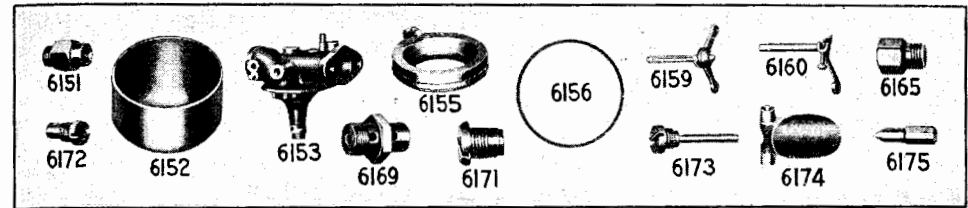
6150	Carburetor	1921-25	40 00		4 50	MH	553A1		1
6150B	Carburetor	1925	40 00		4 50	MH	553B1		1
6151	Drain valve body	1921-25			15		6328C		
6152	Float chamber	1921-23			50		4802ER		
6152B	Float chamber	1924-25			50		4802G		1
6153	Mixing chamber	1921-23			2 50		6340GR		1
6153B	Mixing chamber	1924-25			2 50		6340II		1
6154	Carb. inlet elbow								
6155	Float with lever	1921-25			40		6333G		1
6156	Float chamber gasket	1921-25			05		555D		
6157	Mix chamber gasket	1921-23			05		6367ER		
6157B	Mixing chamber gasket	1924-25			05		6367F		
6158	Float valve seat gasket	1921-25			03		6322F		
6159	Constant air supply lever assy	1921-25			30		6327D		
6160	Throttle lever assy	1921-25			30		4836D		
6161	Spray needle assembly	1921-25							
6162	Drain valve body clamp nut	1921-25			05		6395		
6163	Mix. chamber nut	1921 23			10		4810CR		
6163B	Mixing chamber nut	1924-25			10		4810D		
6164	Constant air supply spring								
6165	Spray needle sleeve	1915-25			20		4812C		
6166	Float lever pin	1915-25			02		6320C		

†Use with mixing chamber having slots at bottom.

‡Used with dash adjustment.

Of the net amount at which parts marked "MH" are billed to purchasers who purchase direct from the Ford Motor Company, 40/41 represents the price of the goods and 1/41 represents excise tax.

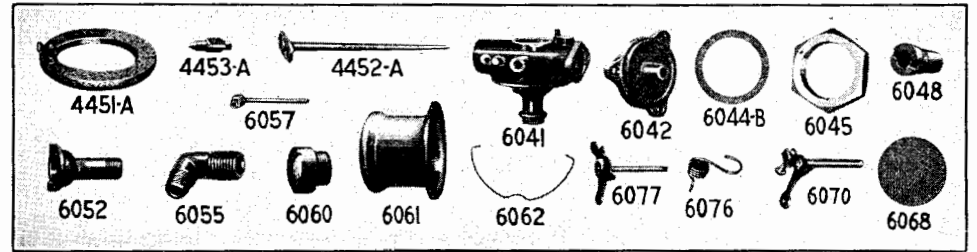
Part No.	Name of Part	Year	LIST PRICE			Each	Tax Status	Fac. No.	No. Req. per Car
			Lots of 10 per lot	Lots of 100 per lot	Lots of 1000 per lot				



**CARBURETOR—Continued**

**KINGSTON CARBURETOR (MODEL "L-4")—Continued**

6167	Constant air supply plate	1921-25						Order 6068	
6168	Throttle plate	1921-25						Order 6209	
6169	Drain valve plug assy	1915-25				\$0 10			6329B
6170	Throttle lever adj. screw							Order 6120	
6171	Air valve stop assy	1921-25				15			6397
6172	Float valve seat	1921-25				20			6321E
6173	Air valve shaft assy	1921-25				20			6381B
6174	Air valve	1921-25				30			6355B
6175	Gasoline valve	1921-25				30		\$2 00	6324D



**FORD CARBURETOR PARTS (MODEL "G")**

4451A	Float with lever	1914-21			25				6333AR	1
4452A	Spray needle assembly	1914-21	1 00		15				6335AR	1
4453A	Gasoline inlet needle	1914-21	1 00		15				6324A	1
6041	Mix chamber	1914-20			2 50				6340AR	
6042	Mix chamber top	1912-14-20			40				4801R	
6043	Mix chamber top screw	1912-20			02				4808R	
6044	Mix chamber top gasket	1914-20			01				6317R	
6044B	Mix chamber bottom gasket	1912-20			03				6367AR	
6045	Mix chamber nut	1912-20			07				4810AR	
6046	Float chamber & bush	1914-20			50				6318AR	
6047	Float lever pin	1914-20			03				6320AR	
6048	Float valve seat	1914-20			10				6321AR	
6049	Float valve seat gasket	1914-20			01				6322A	
6051	Spray needle clamp nut	1912-20			05				4812AR	
6052	Spray nozzle	1914-20			30				6341AR	
6053	Spray nozzle gasket	1912-14-20			01			\$0 50	4820AR	
6055	Gas inlet elbow	1913-20	1 00		15				4859	
6057	Low speed tube with nut	1915-20			15				6360R	
6058	Low speed tube retaining screw	1912-14-20			03				4814R	
6060	Low speed boss screw	1912-14-20			03				4816R	
6061	Strangling tube	1912-14-20			15				4817R	
6062	Strangling tube retainer	1912-14-20			02				4818R	
6064	Throttle lever stop screw	1911-21			02				4520A	
6065	Throttle lever clamp scr.	1911-19			02				4521AR	
6068	Throttle plate	1912-14-20			10				4517AR	
6070	Throttle lever	1912-14-20			10				4836B	
6070B	Throttle lever—over-size	1912-14-20			10				4836AR	
6071	Throttle lev. adj. lock nut	1911-20			02				4528R	

Of the net amount at which parts marked "MH" are billed to purchasers who purchase direct from the Ford Motor Company, 40/41 represents the price of the goods and 1/41 represents excise tax.

Part No.	Name of Part	Year	LIST PRICE			Tax	Fac. No.	No. Req. per Car
			Lots of 10 per lot	Lots of 100 per lot	Lots of 1000 per lot			


**CARBURETOR—Continued.**

**FORD CARBURETOR PARTS (MODEL "G")—Continued**

6074	Aux. throttle plate	1915-20		\$0	03		6337AR	
6076	Aux. throttle lever spring	1914-20		02			6342A	
6077	Aux. throttle lever assy.	1914-21		15			6327A	
4463	Float lever holding screw nut	1912-19		02			4805AR	
4464	Float lever holding screw	1913-19		03			4853AR	
6081A	Drain valve plug assy.							

Order T-6216

Parts for 1909-13 Carburetors supplied by Holley Kerosene Carburetor Co., Detroit, Mich.



**KINGSTON CARBURETOR PARTS (MODEL "L-2")**

6101A	Carburetor float assy.	1917-21		60			6333FR	1
6102	Throttle lever	1913-20		30			4836CR	
6103A	Constant air supply lever	1913-20		30			6327CR	
6104	Gas valve cap	1910-16		20			3005	
6105A	Air valve cap	1915-16		30			6357AR	
6105B	Air valve cap	1917-20		30			6357BR	
6106A	Float chamber	1917-20		1	00		4802DR	
6107A	Mix chamber	1917-20		2	50		6340FR	
6108	Mix chamber gasket	1913-16		15			6367CR	
6108A	Mix chamber gasket	1917-20		05			6367DR	
6109	Throttle gate							
6110A	Constant air supply gate	1915-20		10			6337CR	
6111	Mix chamber nut	1913-20		10			4810BR	
6114	Gas valve retainer nut	1910-16		10			3027	
6115	Spray needle assembly	1910-21		40			6335D	1
6118A	Float to lever screw	1917-20		03			4853B	
6120	Throttle lever adj. screw	1913-20		03			4520B	
6121	Throttle lev. clamp screw	1910-20		03			4521BR	
6122	Gas valve operating lever shaft	1913-16		15			6320DR	
6123	Air valve shaft	1915-20		20			6381AR	
6124A	Spray needle sleeve							
6125	Constant air supply spring	1913-20		05			6342C	
6126	Float valve seat	1915-16		20			6321CR	
6126A	Float valve seat	1917-20		20			6321DR	
6127A	Gasoline valve	1917-21		30			6324CR	
6128	Air valve	1915-20		30			6355AR	
6129	Float valve seat gasket	1915-16		03			6322DR	
6129A	Float valve seat gasket	1917-20						

Order 6049

Parts for 1909-16 Carburetors supplied by Bryne Kingston Co., Kokomo, Ind.

**CARBURETOR ATTACHMENTS**

4127A	Carburetor adj. rod brkt.	1909-22		05			1357R	1
4129A	Carb. adjusting rod	1909-25		10			MH 7920	1
4129B	Carb. adj. rod and knob assy. 23 3/8" T. C., Road, Open Cab.	1925		25			MH 6101	1
4129C	Carb. adj. rod & knob assy.—25 1/8" Cp., Tudor, Fordor	1925		25			MH 6102	1
4129D	Carb. adj. rod and knob assy. 15 3/8" T & TT Chassis	1925		20			MH 6103	1
4129E	Carb. adj. rod and knob assy. 27 7/8" closed cab.	1925		25			MH TT6101	1
4130	Carb. flange bolt	1909-25						
4130B	Carb. flange bolt nut	1909-25						
4131	Carb. adj. rod sleeve	1925		10			NT 6114	
4132	Carb. univ. joint spider	1925		05			NT 6113	
4134	Carb. flange gasket	1909-25	\$0 20	\$ 1 50			MH 1380B	1
4431	Carb. priming rod	1909-25		05			MH 2000	1
4582	Carb. hot air pipe	1912-25		20			MH 686	1
4583	Priming bell crank	1919-25		05			MH 7691	1
4585	Priming rod plate—Coupe	1919-20		10			7664	1
4586	Priming rod plate—Sedan	1919-20		10			7 65	1
4587B	Priming rod—17 1/2"	1919-22		1 25			MH 6629BR	1
4588B	Priming rod—13 3/8"	1919-22		1 25			MH 6627AR	1
*4588C	Priming rod—16 1/8"	1922		1 25			MH 6630AR	1

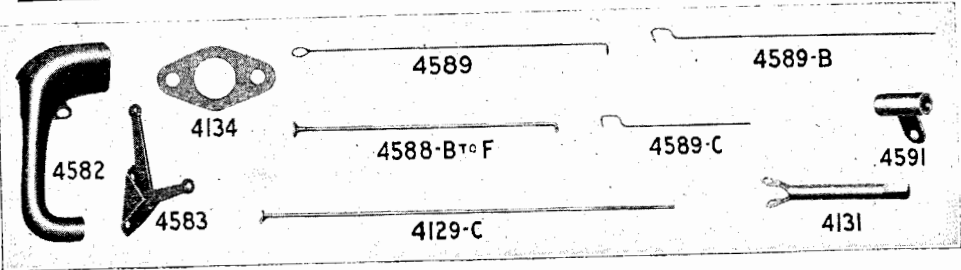
Order 3072

Order 3066B

\*For Tudor and Fordor Sedan.

Of the net amount at which parts marked "MH" are billed to purchasers who purchase direct from the Ford Motor Company, 40/41 represents the price of the goods and 1/41 represents excise tax.

Part No.	Name of Part	Year	LIST PRICE			Tax	Fac. No.	No. Req. per Car
			Lots of 10 per lot	Lots of 100 per lot	Lots of 1000 per lot			




**CARBURETOR ATTACHMENTS—Continued**

†4588D	Priming rod—13	1923-25	\$ 1 25		\$0 15		MH 6627B	1
†4588E	Priming rod—17	1923-25	1 25		15		MH 6629C	1
†4588F	Priming rod—16	1923-25	1 25		15		MH 6630B	1
4589	Priming rod—20	1919-25			05		MH 8797B	1
4589B	Priming rod—14	1922-25			05		MH 8797A	1
4589C	Choke lever rod	1923			02		MH 8797CR	1
4589D	Choke lever rod	1925			02		MH 8797D	1
4590	Priming rod bumper	1925			01		6115	
4591	Priming rod lift	1925			05		6116	
4592	Choke lever rod, 8 3/8" T & TT chassis	1925			02		MH 6117AR	1
4592B	Choke lever rod, 8 1/8" T & TT chassis	1925			02		MH 6117B	1

**FENDERS**

4800B	Front fender—right	1917-23	35 00		4 00		MH 7976	1
4800C	Front fender—right	1923-25	35 00		4 00		MH 7976B	1
4801B	Front fender—left	1917-23	35 00		4 00		MH 7977	1
4801C	Front fender—left	1923-25	35 00		4 00		MH 7977B	1
4802F	Rear fender—right	1917-25	30 00		3 50		MIL 8850	1
*4802G	Rear fender—right	1922-25	32 50		3 75		MIL 7730	1
†4802H	Rear fender—right	1923-25	35 00		4 00		MH 8850B	1
†4803F	Rear fender—left	1917-25	30 00		3 50		MH 8851	1
*4803G	Rear fender—left	1922-25	32 50		3 75		MH 7731	1
†4803H	Rear fender—left	1923-25	35 00		4 00		MH 8851B	1



**FENDER IRONS**

4804D	Rear fender iron—R. & L.—T. C.	1913-25	1 50		20		5405	2
4804E	Rear fender iron—right Cp. & Rbt.	1913-23			60		5563AR	1
4804F	Rear fender iron—left Cp. & Rbt.	1913-23			60		5390AR	1
4804G	Rear fender iron—R. or L.—Sedan	1916-17			40		8154AR	2
4804K	Fender iron—R. or L.—Sedan	1918-25			15		8154B	2
4804L	Rear fender iron—T. C.	1921-25			10		7395	21
4804M	Rear fender iron—right	1923-25			60		5563B	1
4804N	Rear fender iron—left	1923-25			60		5390B	1
4809	Front fender iron—R or L	1909-25	5 50		60		343	2

\*For Fordor and Tudor.

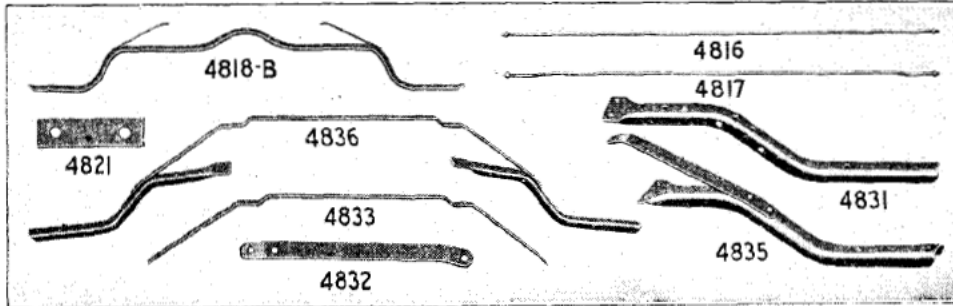
†For Coupe.

‡Use L with steel dash.

Of the net amount at which parts marked "MH" are billed to purchasers who purchase direct from the Ford Motor Company, 40/41 represents the price of the goods and 1/41 represents excise tax.



Part No.	Name of Part	Year	LIST PRICE Lots of 10 per lot	LIST PRICE Lots of 100 per lot	LIST PRICE Lots of 1000 per lot	Tax Each	Fac. No.	Req. per Car
<b>FENDERS—Continued</b>								
<b>FENDER BOLTS, NUTS AND BRACKETS</b>								
4805B	Rear fender iron bolt	1915-25	\$3 20	\$1 20	\$7 00	\$3 03	7171	6
4805C	Rear fender iron bolt nut	1915-25	15	1 00	6 00	02	341	2
4806B	Fender eye bolt	1909-25		4 50	4 00	05	1942	4
4806C	Fender eye bolt washer	1909-25		50	2 50	01	1943	4
4806D	Fender eye bolt nut	1909-25	Order 2825B					
4808	Front fender iron bolt (side)	1910-25	25	2 00	13 00	03	1323	2
4808B	Front fender iron bolt (bottom)	1910-25	25	2 00	13 00	03	347	2
4808C	Front fender apron to frame bolt	1915-25	15	1 25	8 00	02	4088	4
4808D	Front fender iron bolt nut	1910-25	Order 2515					
4808E	Front fender apron to frame bolt nut	1915-25	Order 3088E					
4850	Frt. fender apron brkt.—R	1917-25				10	8854	1
4851	Frt. fender apron brkt.—L	1917-25				10	8855	1
4852	Frt. fender iron brkt.—R	1915-25				15	7981	1
4853	Frt. fender iron brkt.—L	1915-25				15	7998	1
4854	Rear fender iron bracket	1915-25				20	7483	2
4855	Rear fdr to R.B. shield brkt	1915-25				05	7994	2
4856	Rear fender iron bracket —R	1924-25				20	7484	1
4857	Rear fender iron bracket —L	1924-25				20	7486	1



**RUNNING BOARD AND SHIELDS**

4812	Running board—R	1909-25				1 25	MII	5418	1
4813	Running board—L	1907-25				1 25	MH	5480	1
4814C	R. B. shield—R	1917-25				2 40	MH	7986	1
*4814D	R. B. shield—R	1922-24				2 40	MII	7747AR	1
*4814E	R. B. shield—R	1924-25				2 40	MH	7747B	1
4815C	R. B. shield—L	1917-25				2 40	MH	7987	1
*4815D	R. B. shield—L	1922-24				2 40	MII	7748AR	1
*4815E	R. B. shield—L	1924-25				2 40	MII	7748B	1
4816	R. B. truss rod—front with nuts	1909-21				35	MII	5804	1
4817	R. B. truss rod—rear with nuts	1909-21				35	MH	5805	1
4817B	Truss rod nut	1909-21	20	1 50		03		339	4
4818B	R. B. bracket assy.	1909-21				1 10		2926	2
4819	R. B. to rear fender bolt	1909-20	15	1 25		03		1344B	4
4819B	R. B. to rear fender bolt	1921-25	20	1 50	10 00	03		8161	4
4819C	R. B. to rear fender nut	1909-25	Order 3088E						
4819D	R. B. to rear fender nut	1909-25	Order 3514						
4820	R. B. to front fender bolt and nut	1907-20	Order 4808C and 3088E						
4820C	R. B. to front fender bolt	1921-25	Order 4805B						
4821	R. B. to shield clamp	1919-25				05		5478	

**RUNNING BOARD—TRUCK**


4830	Running board—R. or L.	1918-25				50	MH	TT5418	1
4830B	Running board—R	1925				60	MH	TT5418	1
4830C	Running board—L	1925				60	MH	TT5480	1
4831	R. B. bracket	1918-25				35	TT2926	4	
4832	R. B. bracket and brace	1918-25				15	TT2927	2	
4833	R. B. bracket rear brace	1918-25				30	TT2929	1	
4834	R. B. bracket—rear	1918-25				35	TT2925		
4835	R. B. bracket and brace assy.—frt.	1918-25				50	TT2928		
4836	R. B. bracket and brace assy.—rear	1918-25				1 10	TT2930		

\*For Ford and Tudor.

†Length 14 1/2". ‡Length 21 3/4".

Of the net amount at which parts marked "MH" are billed to purchasers who purchase direct from the Ford Motor Company, 40/41 represents the price of the goods and 1/41 represents excise tax.

Part No.	Name of Part	Year	LIST PRICE Lots of 10 per lot	LIST PRICE Lots of 100 per lot	LIST PRICE Lots of 1000 per lot	Tax Each	Fac. No.	Req. per Car
----------	--------------	------	-------------------------------------	--------------------------------------	---------------------------------------	-------------	----------	--------------



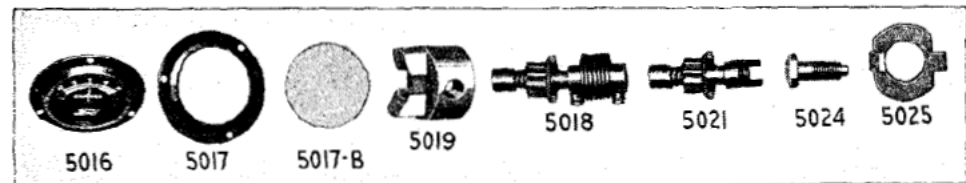
**FORD SPARK COIL**

5000	Coil (includes switch)	1909-22				\$8 65	MH	1383	1
5001	Coil	1907-25				7 90	MH	1383B	1
5002	Coil box with cover	1914-22				2 25	MH	5858	1
5003	Coil box with cover	1919-25	\$14 00			1 50	MH	5858B	1
5004	Coil box cover	1915-25				25		7910	1
5005B	Switch cover	1918-22				19		5835B	1
5006	Switch plug	1914-22	20	\$ 1 50		05		5815A	1
5007	Coil unit	1914-25	14 50	140 00		1 60	MH	5845	4
5008	Vibrator	1914-25	50	4 00	\$30 00	10		6797	4
5008B	Vibrator and lower bridge assy.	1924-25	75	5 00	47 50	10		6737B	4
5009	Vibrator bridge	1914-25	70	6 00	52 00	10		6702	4



**SWITCH**

5010	Switch assembly (on coil)	1914-22				60	MH	5873	1
5012	Ignition switch (on instrument board)	1919-25	8 00			1 00	MII	7675E	1
5013B	Switch key—give serial number	1919-25	50	4 50	40 00	10		5815C	1
5014	Starting switch (on floor bd)	1919-25	4 50			55	MH	8792	1
5014B	Starting switch bracket bolt—long	1920-25		2 00		03		8760	1
5014E	Starting switch cover and plunger assy.	1923-24	1 50			20		8698	
5015	Starting switch plunger extension	1919-25	80			10		8793	1




**AMMETER**

5016	Ammeter	1919-25	5 50	45 00		65	MH	7680	1
5017	Ammeter lens & rim	1919-25	1 50			20		8105	1
5017B	Ammeter lens	1919-25	40	3 00		05		8121	1

Of the net amount at which parts marked "MH" are billed to purchasers who purchase direct from the Ford Motor Company, 40/41 represents the price of the goods and 1/41 represents excise tax.

Part No.	Name of Part	Year	LIST PRICE			Each	Tax Status	Fac. No.	No. Req. per Car
			Lots of 10 per lot	Lots of 100 per lot	Lots of 1000 per lot				
<b>STARTER DRIVE</b>									
5018	Starter drive	1919-25	\$36 00			\$4 00	1883	1	
5019	Starter drive head	1919-25	4 00			50	2007	1	
5020	Starter drive key	1919-25	15	\$ 1 00	\$ 7 50	02	1751	1	
5021	Starter drive shaft & gear	1919-25				3 50	2026	1	
5022	Starter drive spring	1919-25	2 50	20 00		35	2006	1	
5023	Starter drive shaft spring screw	1919-25		2 25	21 00	03	1983	1	
5024	Starter drive head spring screw	1919-25	40	3 50	30 00	05	1781	1	
5025	Starter drive spring screw lock washer	1919-25		50	4 00	01	1782	2	



Of the net amount at which parts marked "MH" are billed to purchasers who purchase direct from the Ford Motor Company, 40/41 represents the price of the goods and 1/41 represents excise tax.

Part No.	Name of Part	Year	LIST PRICE			Each	Tax Status	Fac. No.	No. Req. per Car
			Lots of 10 per lot	Lots of 100 per lot	Lots of 1000 per lot				
<b>WIRING</b>									
5026	Spark plug wire 14 1/8"	1909-25	\$0 70	\$ 6 50		\$0 10	MH 1365	1	
5027	Spark plug wire (also magneto to coil) 10 1/2"	1909-25	65	6 00		10	MH 1366	1	
5028	Spark plug wire, 7"	1909-25	60	5 00		10	MH 1376	2	
5030	Commutator wire	1909-22	7 50	70 00		80	MH 7502AR	1	
*5030B	Commutator wire	1922-25	9 00	85 00		1 00	MH 7502C	1	
5031	Com. wire (starter type)	1919-25	10 00	95 00		1 10	MH 7502B	2	
5033B	Com. wire term. retainer	1921-25				01	2124	2	
5033C	Wire on dash clip	1919-25				01	7688	7	
5034	Ammeter to cutout wire—Sedan 33"	1919				15	MH 7683A	1	
5035	Ammeter to cutout wire—Sedan 47"	1919-25	1 80			20	MH 7683B	1	
5036	Ammeter to cutout wire—Coupe 23"	1919				15	MH 7684A	1	
5037	Ammeter to cutout wire—Coupe 41"	1919-25	1 25			15	MH 7684B	1	
5038	Ammeter to ignition switch wire	1919-25	80			10	MH 7681	1	
5039	Gen. to cutout wire	1919	1 25			15	MH 7687	1	
5040	Terminal block to switch wire	1919-25	60			10	MH 8894B	1	
**5041	Lighting wire	1919-25				90	MH 7682C	1	
**5041B	Lighting wire—truck	1921-25				1 00	MH TT 7682B	1	
*5011C	Lighting wire	1922-25	4 50			50	MH 7661	1	
5012	Switch wire—Sedan	1919-25	6 50			75	MH 7685B	1	
5013	Switch wire	1919-25	6 00			70	MH 7686B	1	
*5013B	Switch wire	1922-25	3 50			40	MH 7669	1	
5044	Terminal block	1919-22				05	1950AR	1	
\$5014B	Terminal block	1923-25	60	5 00		10	1950B	1	
*5014C	Terminal block	1922				05	1951AR	1	
*5014D	Terminal block	1923-25	75	6 50		10	1951B	1	
\$5044E	Terminal block with screws	1923-25				10	1954	1	
\$ 5044F	Terminal block with screws	1923-25				10	1955	1	
5045	Terminal block to dash screw	1919-25				01	2073	2	
5046	Battery to switch cable—28 1/4"	1919-25	7 00			80	MH 1889B	1	
5046C	Battery to switch cable—truck	1921-25	7 00			80	MH TT 1889	1	
5047	Battery to switch cable—34"	1920				75	MH 1889C	1	
5047B	Battery to switch cable support—truck	1920-25	75			10	2116	1	
5047C	Battery to switch cable support	1920-25	75			10	2112	1	
5047D	Battery to switch cable support bush	1920-25				05	2113	1	
5047E	Battery to switch cable sleeve	1921-25				05	2120	1	
5048	Ground cable—20"	1919				70	MH 1890A	1	
5049B	Ground connector	1919-25	2 50			30	MH 1890B	1	
5050	Ground cable—11 1/2"	1920				60	MH 1890C	1	
5051	Switch to motor cable	1919-25				50	MH 1891	1	
5051B	Switch to motor cable sleeve	1921-25	2 50			30	2119	1	
5052	Battery cable terminal bolt	1919-25		1 50		02	1937	2	
5052B	Battery cable terminal bolt nut	1919-25		75		01	1938	2	

**STARTER PARTS**


5056	Motor mount'g gasket	1919-25	15	1 20	\$11 00	02	MH 1768	1
5057	Gen. head gasket	1919-25	10	60	3 50	02	MH 1774	1
5058	Gen. m'nt'g short screw	1919-25	20	1 50	12 00	03	1755	1
5059	Bendix cover screw	1919-25		50	4 00	01	1765	1
5060	Term. blk. to wire screw	1919-25						
5061	Ammeter to plate screw	1919-25		50	4 00	01	5819	1
5062	Motor mounting screw	1919-25	15	1 00	7 50	02	5510	1

**STARTING MOTOR AND PARTS**

5099	Starting motor	1919-25				15 00	MH 1877	1
†5100	Armature	1919-25	45 00			5 00	1940	1
†5101	Cover band	1919-25	75	5 00		10	1801C	1
5102	Brush end bracket	1919-25				25	1868	1
5103	Bracket assy. mounting	1919-25				1 30	2037	1
5104	Brush	1919-25		17 00	140 00	20	1806	1
5105	Shaft rear bushing	1919-25				35	1759	1

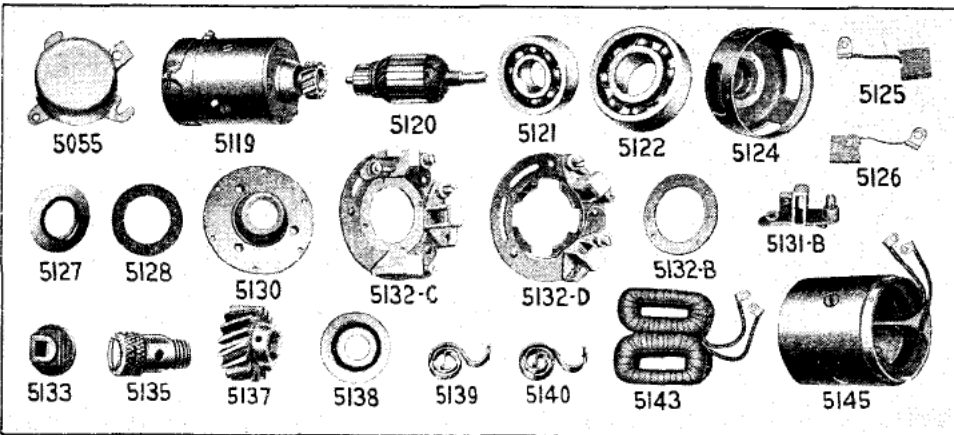
\*Used on cars without starter, with switch on instrument panel.  
 †Armature may be exchanged with dealer at \$4.00.  
 \*\*When used with old style tail lamp remove terminal from end of tail lamp wire.  
 ‡Also for generator.  
 Of the net amount at which parts marked "MH" are billed to purchasers who purchase direct from the Ford Motor Company, 40/41 represents the price of the goods and 1/41 represents excise tax.

Part No.	Name of Part	Year	LIST PRICE			Tax	Fac. No.	No. Req. per Car
			Lots of 10 per lot	Lots of 100 per lot	Lots of 1000 per lot			



STARTING MOTOR AND PARTS—Continued

5106	Shaft front bushing	1919-25		\$7 50		\$) 10		1789
5107	Field coil assembly	1919-25				2 50		1871
5108	Brush holder assembly	1919-25	\$4 00			45		1864B
5109	Terminal outer insulator	1919-25	15	1 00	\$7 50	02		1795
5110	Terminal inner insulator	1919-25		50	3 50	01		1794
5112	Terminal nut	1919-25	20	1 50	12 00	03		1791
5113	Field screw	1919-25	15	1 00	8 00	02		1788
5114	Brush end bracket to yoke screw	1919-25		75	4 00	01		1808
5115	Brush tension spring	1919-25	25	2 00		03		1809
5116	Terminal washer	1919-25		50		01		1792
5117	Terminal inner steel washer	1919-25		50		01		1798
5118	Motor yoke assembly	1919-25				3 50		1852



GENERATOR AND PARTS

5055	Cut-out (electric)	1919-25	8 00	70 00		1 00	MH	7677B	1
5119	Generator	1919-25				15 00	MH	1879	
5120	Armature (less bearings)	1919-25	40 00	350 00		4 50	MH	1925	
5121	Small bearing	1919-25	10 00	95 00		1 10		1838	
5122	Large bearing	1919-25	11 00	105 00		1 25		1841	
5123	Terminal bolt	1919-25		1 50		03		1836	
5124	Brush end bracket	1919-25				25		1894	

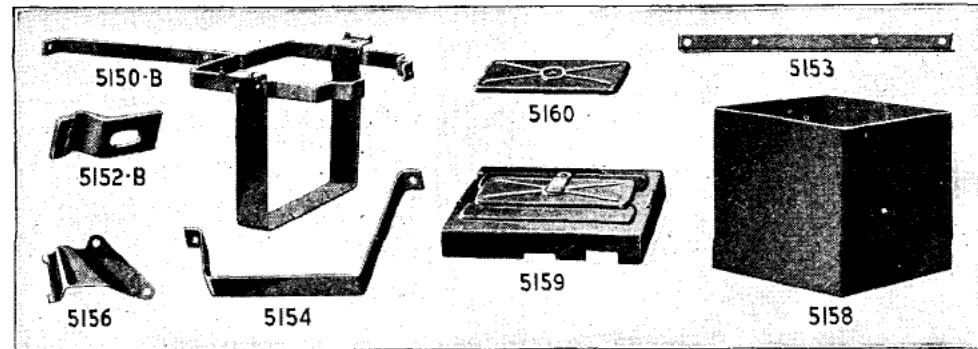
†Also for generator. †Armature may be exchanged with dealer at \$4.00.

Of the net amount at which parts marked "MH" are billed to purchasers who purchase direct from the Ford Motor Company, 40/41 represents the price of the goods and 1/41 represents excise tax.

Part No.	Name of Part	Year	LIST PRICE			Tax	Fac. No.	No. Req. per Car
			Lots of 10 per lot	Lots of 100 per lot	Lots of 1000 per lot			

GENERATOR AND PARTS—Continued

5125	Large brush	1919-25	\$ 1 35	\$12 00	\$110 00	\$0 15		1844
5126	Small brush	1919-25	1 35	11 50	100 00	15		1845
5127	Large bearing disc	1919-25		2 00		03		1847
5128	Small bearing felt	1919-25	15	1 00		02		2033
5130	Head	1919-25				50		2044
5131B	Small brush holder	1919-25	90	8 00	70 00	10		1821
5132B	Brush holder ring	1919-25				03		1996
5132C	Brush holder assembly	1919-25		37 50		40		1865
5132D	Brush holder assembly less small brush holder	1919-24		27 50		30		1920
5133	Terminal outer insulator	1919-25	15	1 00	8 00	03		1827
5134	Terminal nut	1919-25	15	1 00	8 00	03		1818
5134B	Brush holder stud nut	1919-25		75	5 00	01		6754
5135	Oiler	1919-25		4 00		05		1837
5136	Pinion to shaft pin	1919-25		50	4 00	01		1750
5137	Pinion	1919-25	3 00			35		1752
5138	Small brg. felt retainer	1919-25		1 00		02		1832
5139	Large brush spring	1919-25	30	2 50	20 00	05		1967
5140	Small brush spring	1919-25	30	2 50	20 00	05		1988
5141B	Small brush holder stud	1919-25	10	80	7 00	02		1823C
5142	Terminal washer	1919-25		50		01		1831
5142B	Small brush holder stud washer	1919-25		30	2 00	01		2058
5143	Field winding assembly	1919-25	14 00			1 50		1978
5144	Brush to terminal wire	1919-25		3 00		05		1851
5145	Gen. yoke assembly	1919-25				3 00		1887



BATTERY BRACKET AND PARTS

5150	Bracket assembly	1919-25				75	MH	8841AR	1
5150B	Battery bracket assy.	1923-25				75	MH	8841B	1
5151	Clamp bolt	1919-25				03		8846	
5151B	Clamp bolt nut	1919-25				05		8844AR	1
5152	Clamp	1919-23				05		8844B	2
5152B	Battery clamp	1921-25				40			
5153	Battery support angle—truck	1921-25	1 25			15		TT8816	1
5154	Battery box support—truck	1921-25	1 75			20		TT8817	1
5155	Battery clamp support—rear—truck	1921-25	1 75			20		TT8818	1
5156	Battery clamp support—front—truck	1921-25	1 75			20		TT8819	1
5158	Battery box—less cover	1921-25				75		7671	1
5159	Battery box cover assy.	1921-25	5 00			60		5491	1
5160	Battery box cover door	1921-25				10		5493	

BATTERY (FORD)


5175	Battery	1919-25		1500 00		16 50	MH	7670	1
5176	Battery case (wood)	1919-25	11 00			1 25		5434	
5176B	Battery case (rubber)	1925				3 25		5434	1
5177	Cell connector	1919-25	85			10		5435	
5178	Cell cover	1919-22				30		5436AR	

†Following net prices apply to the Wholesale Trade:—From Dealer's Stock, \$12.00 ea. From Ford Branch, lots of 50 or more \$10.00 ea. Dry batteries \$0.30 net ea. less than above price.

\*Used with steel battery box or rubber case battery.

Of the net amount at which parts marked "MH" are billed to purchasers who purchase direct from the Ford Motor Company, 40/41 represents the price of the goods and 1/41 represents excise tax.

Part No.	Name of Part	Year	LIST PRICE			Tax Status	Fac. No.	No. Req. per Car
			Lots of 10 per lot	Lots of 100 per lot	Lots of 1000 per lot			



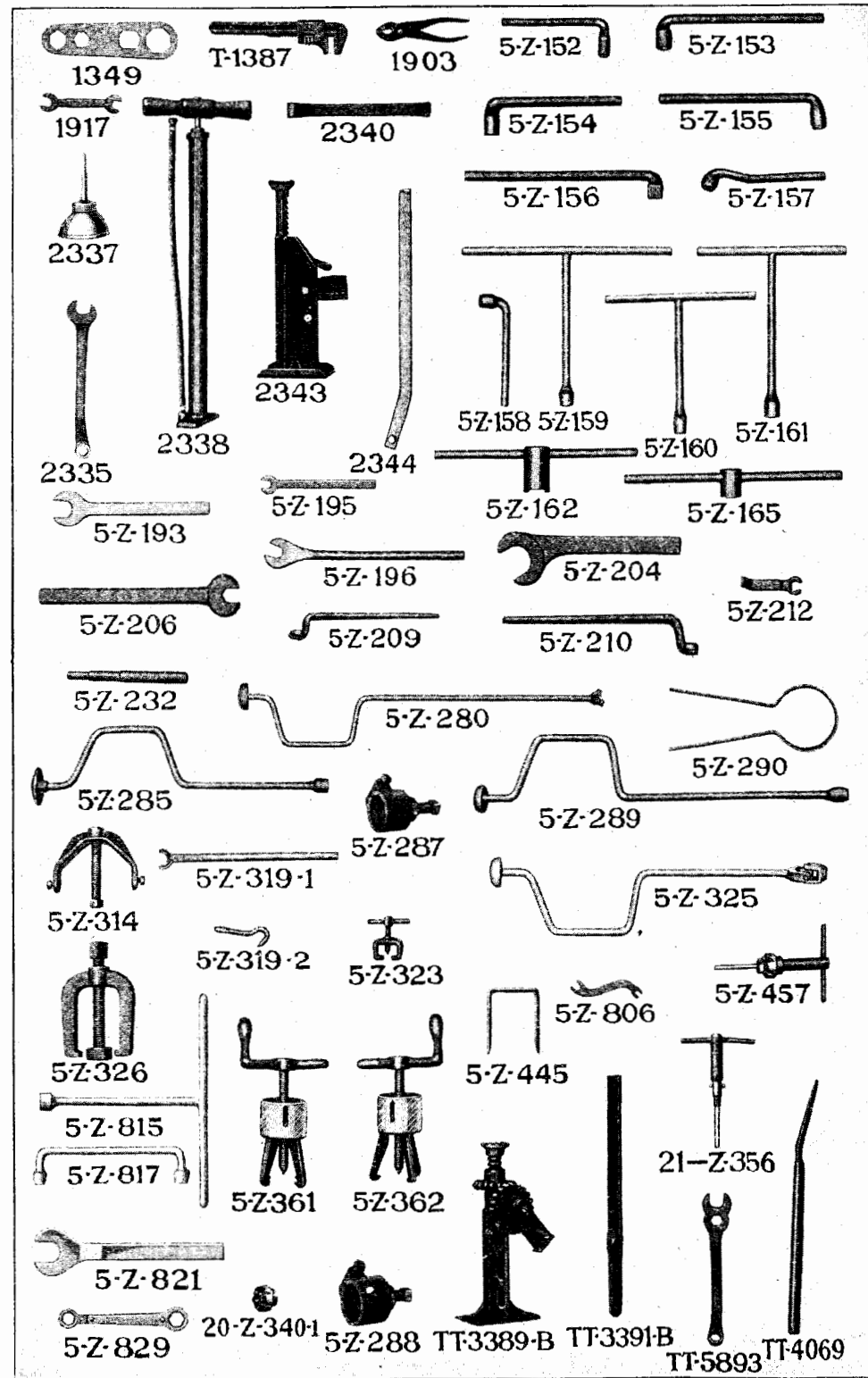
**BATTERY (FORD)—Continued**

5178B... Cell cover..... 1921-25	\$ 1 60		\$3 20	5436B..... 3
5178C... Cell cover..... 1923-25	1 60		29	5436C..... 3
5179... Terminal post gasket..... 1919-22			01	5437AR.....
5179B... Terminal post gasket..... 1921-25		\$ 0 60	01	5437B.....
5179C... Terminal post gasket..... 1923-25		60	01	5437C.....
5180... Rubber jar..... 1919-25	5 50		60	5438.....
5181... Terminal post nut..... 1919-22	30	2 50	05	5439AR.....
5181B... Terminal post nut..... 1921-25	30	2 50	05	5439B.....
5182... Negative group assy..... 1919-22			2 00	5440AR.....
5182B... Negative group assy..... 1921-25	17 50		1 85	5440B.....
5183... Positive group assy..... 1919-22			2 00	5441AR.....
5183B... Positive group assy..... 1921-25	17 00		1 00	5441B.....
5184... Filler plug with gasket..... 1919-22	1 00	9 00	15	5444AR.....
5184B... Filler plug with gasket..... 1921-25	1 00	9 00	15	5444B.....
5184C... Filler plug..... 1923-25	75	5 00	10	5442C.....
5185... Plate separator..... 1919-25		2 00	05	5445.....
5186... Positive plate..... 1919-22	2 50		31	5427AR.....
5186B... Positive plate..... 1921-25	2 50		30	5427B.....
5187... Negative plate..... 1919-22	2 50		30	5428AR.....
5187B... Negative plate..... 1921-25	2 50		31	5428B.....
5188... Negative terminal post..... 1919-22	1 75		20	5425AR.....
5188B... Negative terminal post..... 1921-25	1 25		15	5425B.....
5189... Positive terminal post..... 1919-22	1 75		20	5426AR.....
5189B... Positive terminal post..... 1921-25	1 25		15	5426B.....
5190... Terminal—negative..... 1909-25	1 20	10 00	15	1929B.....
5191... Terminal—positive..... 1909-25	1 20	10 00	15	2049.....
M6022... Battery Sealing Compound (10 lb. carton)			per lb.	13
M1051... Electrolyte				

**SPARK PLUGS**

5201... Spark plug "Ford" (Champion)..... 1909-24	4.50 net/4.00 net	\$60	1386A3..... 4
5203B... Spark plug porcelain "Ford" (Champion)..... 1909-24	2.20 net/2.00 net	\$30	3760C..... 4

Of the net amount at which parts marked "MH" are billed to purchasers who purchase direct from the Ford Motor Company, 40/41 represents the price of the goods and 1/41 represents excise tax.





Part No.	Name of Part	LIST PRICE			Tax Status	Fac. No.
		Lots of 10 per lot	Lots of 100 per lot	List Price Each		
<b>REPAIR TOOLS</b>						
1349	Hub cap wrench	\$1 00		\$0 15	MH	1349
1387	Adjustable wrench	3 50		40		1387
1903	Pliers			25		1903
1917	Double end wrench		12 00	15		1917
2335	Spark plug and cyl. head bolt wrench			40		5893
2336	Tool roll			20		1979
2337	Oil can	1 50		20		1384
2338	Tire pump	10 00		1 10	MH	1368
2340	Tire irons, each			15		4069
2343	Jack	11 00		1 25	MH	3389
2344	Jack handle			15		3391
5Z-152	Rear axle housing bolt nut wrench	3 00		40		
5Z-153	Socket wrench for crank shaft bear. bolt nut	4 00		50		
5Z-154	Body bracket con. bolt R. & L. wrench			30		
5Z-155	3/4" L socket wrench	3 50		45		
5Z-156	Crank shaft bearing bolt wrench	3 00		45		
5Z-157	Con. rod cap bolt nut L wrench (Cyl. No. 4)	3 00		40		
5Z-158	D S housing stud nut wrench for H <sup>7</sup> nut	3 00		45		
5Z-159	Connecting rod T wrench	4 50		55		
5Z-160	3/4" T socket wrench	4 30		50		
5Z-161	Body bracket connecting bolt T wrench, front and center	3 00		45		
5Z-165	Drive shaft pinion T wrench	5 00		60		
5Z-193	Spindle cone adjusting open end wrench	3 00		35		
5Z-195	3/4" open end wrench	2 00		25		
5Z-196	Rear axle entering wrench			30		
5Z-197	Rear spring perch open end wrench			1 25		
5Z-204	Exhaust pack nut open end wrench	8 00		90		
5Z-206	Rear axle nut and rear spring perch nut double open end wrench			80		
5Z-206R	Rear axle nut open end wrench			55		
5Z-209	Connecting rod clamp screw wrench	4 00		45		
5Z-210	Fly wheel cap screw wrench	5 00		60		
5Z-212-1	Body bracket connecting bolt holding open end wrench H <sup>7</sup>			25		
5Z-212-2	Body bracket connecting bolt holding open end wrench H <sup>7</sup>			25		
5Z-232	Spindle nut bushing driver			40		
5Z-241	Rear axle nut wrench			1 25		
5Z-249	Generator third brush adj. wrench—single end			10		
5Z-280	Valve grinder	5 00		60		
5Z-285	3/4" hex. brace wrench	5 00		60		
5Z-287	Rear wheel puller assembly	6 10		80		
5Z-289	3/4" brace socket wrench			65		
5Z-290	Piston ring squeezer			30		
5Z-314	Transmission clutch disc drum puller	5 50		65		
5Z-319	Valve spring lifter			30		
5Z-323	Bendix shaft head puller	4 50		60		
5Z-324	Trans. band ratchet wrench	2 50		30		
5Z-325	Con. rod cap bolt nut brace wrench with universal joint for No. 4 connecting rod	15 00		1 00		
5Z-326	Small time gear and trans. driven gear puller			1 50		
5Z-361	Large time gear puller			6 50		
5Z-362	Cam gear puller (3-spoke design)			6 00		
5Z-445	Transmission band clamp			15		
5Z-457	Valve seat reamer—Old No. 20Z-340			2 90		
5Z-806	Generator third brush adj. wrench—double end			20		
5Z-815	C. S. center bearing bolt T socket wrench			55		
5Z-817	Carburetor to flange and generator to cyl. block double end socket wrench			50		
5Z-821	Large time gear lock nut open end wrench			50		
5Z-829	Trans. band diff. housing oil plug and C. C. drain plug double end ratchet wrench	4 00		50		
20Z-340-1	Valve seat reamer cutter			1 40		
21Z-356	Valve seat reamer handle			1 50		

**REPAIR TOOLS—TRUCK**

5Z-288	Rear wheel puller assembly			1 00		
5Z-91	Rear axle nut wrench			1 50		
TT3389X	Jack			2 40	MH	
TT3391X	Jack handle			25		
TT4069	Tire iron (large)			40		
TT5893X	Spark plug, rim nut and cylinder head bolt wrench			40		

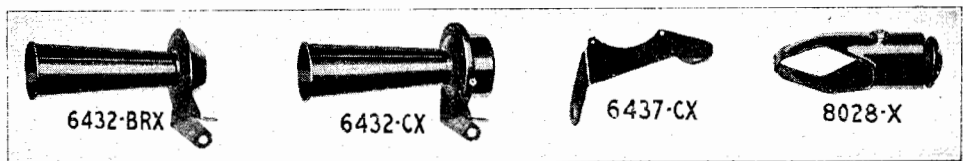
Of the net amount at which parts marked "MH" are billed to purchasers who purchase direct from the Ford Motor Company, 40/41 represents the price of the goods and 1/41 represents excise tax.

Part No.	Name of Part	LIST PRICE			Tax Status
		Lots of 10 per lot	Lots of 100 per lot	Lots of 1000 per lot	
<b>COTTER PINS</b>					
					Fac. No.
3/8" x 1"	cotter pins			421	
3/8" x 3/4"	cotter pins			753	
1/2" x 1"	cotter pins			82	
	Price, per dozen		\$0 03		
	Price, per gross		20		
	Price, per thousand		50		



**FORD SPECIALTIES**

**4095BX	Emergency kit					\$1 50
7962ARX	Tire repair kit	\$ 2 40	\$22 00	\$200 00		30
7962BX	Tire repair kit (small)	1 80	15 00			20
M-111	Black touch-up enamel 1/2 pt.					1 00
M-165	Black enamel (air-dry) 1 qt.					1 00
M-255F	Top dressing (1 pt.)	6 00	50 00			65
M-230F	Body polish (1 qt.)	6 00	50 00			65
5761X	Dash lamp	5 50	50 00	475 00		60 MH
5773X	Dash lamp cap					10
18257X	Windshield wiper	6 50	60 00	500 00		1 00 MH
17343X	Windshield wiper nut					02
18259X	Rear view mirror assy. (closed cars)	8 50	80 00	700 00		1 25 MH
7853X	Rear view mirror assy. (open cars)	8 50	80 00	700 00		1 25 MH
18253X	Rear view mirror only	5 00	40 00			65



**ELECTRIC HORN**

6432BRX	Electric horn complete	13 50		1 50	MH
6432CX	Electric horn complete—battery type	15 00		1 60	MH
7915X	Electric horn terminal wire 9'			05	MH
7917BX	Electric horn to switch wire 35 1/2'			10	MH
8028X	Horn switch assembly	2 50		30	MH
6437CX	Battery horn bracket			10	


**ELECTRIC HEADLAMPS**

6511HX	Headlamp assembly			pr	5 50	MH
6511KX	Headlamp assembly			pr	5 50	MH
6594HX	Door assembly with refracting lens	5 50			65	MH
6575X	Door-less lens	3 10	28 50		40	
6575BRX	Door-less lens (nickel)				1 00	
6589X	Switch assembly—with screws				30	MH
8650X	Headlamp and horn switch assembly				40	MH
8892ARX	Dimmer resistance coil with wires				50	MH

\*Consists of 1 spark plug, 2 head lamp bulbs, 1 tail lamp bulb and 1 tire repair kit in carton.  
†Not subject to regular discount.

Of the net amount at which parts marked "MH" are billed to purchasers who purchase direct from the Ford Motor Company, 40/41 represents the price of the goods and 1/41 represents excise tax.

Part No.	Name of Part	Year	LIST PRICE			Tax Each	Status
			Lots of 10 per lot	Lots of 100 per lot	Lots of 1000 per lot		



**ELECTRIC HEADLAMPS—Continued**

*8892BX	Dimmer assembly				\$0 50	MH
*8890X	Dimmer cover				10	
6572AX	Headlamp bulb—9 volt—18 c.p.—double contact—used with magneto without dimmer	1915-18	\$27 50		30	
6572HX	Headlamp bulb—6-8 volt—bright, 21 c.p., dim. 1 3/4 c.p.—double contact—double filament—used with T6576HX lens	1922-25	\$3 60	35 00	40	
6572KX	Headlamp bulb—6-8 volt—21 c.p.—double contact—used with dimmer T8892X without starter or dimmer T7320X with starter and T6576HX lens	1922-25		30 00	35	
L-5040	Headlamp bulb—6 volt—21 c.p. single contact (for Lincolns and other cars using single contact 6 volt bulb)		3 50	33 00	40	
6578X	Door lens gasket				03	
6576HX	Headlamp lens—refracting—in carton (Pair)			45 00	50	MH
6592X	Plug—with thimble			7 50	10	
6590AX	Reflector assembly		6 00		75	
6570BX	Reflector (dimmer type)				90	
6580X	Focusing screw				03	
6591X	Focusing screw spring				01	
6574X	Bulb socket		1 25		15	
6574BX	Head lamp plug socket				15	
6586X	Reflector spring				05	MH
7487BRX	Switch to terminal wire—11 3/4" long				05	MH
7489X	Lamp to lamp wire—49" long				10	MH
7490X	Lamp to ground wire—10 3/4" long				05	MH
2122X	Head lamp wire bushing				03	
4082X	Head lamp and tail lamp wire bushing				01	

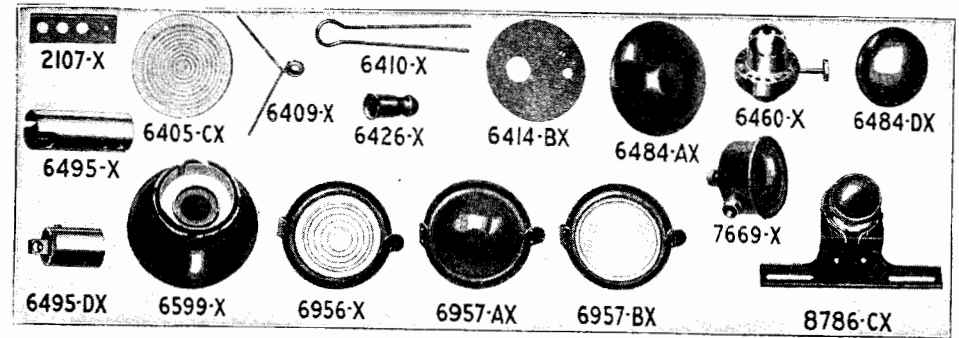
**SIDE AND TAIL LAMPS**

6561X	Slide oil lamp, per pair				4 50	MH
6568X	Tail lamp				2 50	MH
6568BX	Oil tail lamp	1923-25			2 50	MH
7669X	Electric tail lamp assembly		8 00		90	MH
18786CX	Electric tail lamp and license brkt. assy.		9 00		1 00	MH
6484AX	Tail lamp red lens	1915-25			15	
6484BX	Electric tail lamp red lens			10 00	15	
6484CX	Elec. tail lamp red lens (celluloid)	1923-25			03	
6484DX	Oil tail lamp side lens (red)	1924-25			10	
6405CX	Electric tail lamp, white lens				15	MH
6405EX	Oil tail lamp door lens (white) Edmunds & Jones design	1924-25			15	
6405FX	Oil tail lamp door lens (white) J. W. Brown design	1924-25			15	

\*Used on cars without starter with switch on instrument panel.  
†Includes lamp.

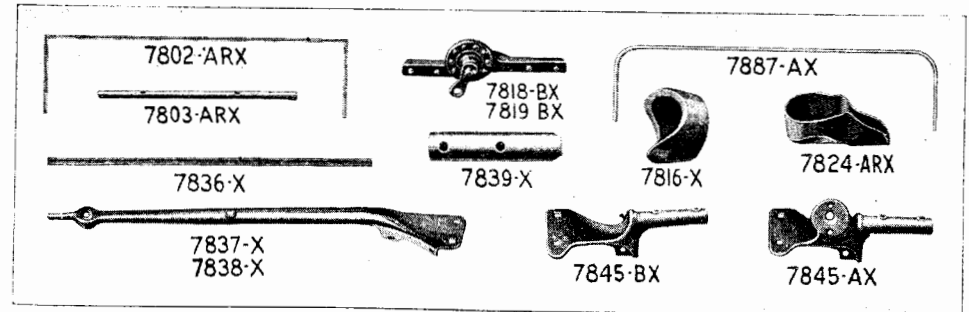
Of the net amount at which parts marked "MH" are billed to purchasers who purchase direct from the Ford Motor Company, 40/41 represents the price of the goods and 1/41 represents the excise tax.

Part No.	Name of Part	Year	LIST PRICE			Tax Each	Status
			Lots of 10 per lot	Lots of 100 per lot	Lots of 1000 per lot		



**SIDE AND TAIL LAMPS—Continued**

6406X	Electric tail lamp white lens retainer	1923				\$ 05
6406BX	Elec. tail lamp body and lens retainer	1923-25				05
6520X	Bulb (tail lamp and headlamp dimmer) 6-8 volt—2 1/2 c.p.—single contact	1919-25		\$1 80	\$15 00	20
6495X	Electric tail lamp bulb socket					15
6495DX	Elec. tail lamp bulb socket assy.	1923-25				15
6414BX	Elec. tail lamp gasket	1923-25				02
6426X	Tail lamp wire terminal	1923-25				01
2107X	Tail lamp wire clip					01
2108X	Tail lamp wire spring					03
6409X	Tail lamp wire bushing assembly					03
6410X	Tail lamp wire bushing support					01
T7821X	Tail lamp to ground wire assembly					15
6599X	Side oil and tail lamp fount					MH
6956X	Side oil lamp door					50
6957X	Tail lamp door					50
6957BX	Tail lamp door					50
6966X	Tail lamp white lens and frame					20
6460X	Lamp burner					25
6483X	Side oil lamp door lens					15
6392X	Lamp wick					05



**TOURING CAR AND TORPEDO WINDSHIELDS—1915-22**

7840ARX	Windshield assembly					11 00	MH
7818BX	W/S hinge assembly—right	1917-22				40	
7819BX	W/S hinge assembly—left	1917-22				40	
7820BX	W/S frame assembly—upper	1917-22				1 50	
7822BX	W/S upper half assembly	1917-22				4 50	MH
7823ARX	W/S lower half assembly	1915-22				5 25	MH
7802ARX	W/S lower frame only	1915-22				1 00	
7803ARX	W/S lower frame filler block	1915-22				20	
7839X	W/S frame filler block	1915-17				15	
7888ARX	W/S block (frame filler)—upper	1917-22				20	
7810X	W/S hinge bolt	1915-16				03	
7845ARX	W/S bracket—right	1915-22				50	

Of the net amount at which parts marked "MH" are billed to purchasers who purchase direct from the Ford Motor Company, 40/41 represents the price of the goods and 1/41 represents excise tax.

Part No.	Name of Part	Year	LIST PRICE			Tax Status
			Lots of 10 per lot	Lots of 100 per lot	Each	
<b>TOURING CAR AND TORPEDO WINDSHIELDS—1915-22—Continued</b>						
7845BX	W/S bracket—right	1919-22			\$0 50	
7846ARX	W/S bracket—left	1915-22			50	
7846BX	W/S bracket—left	1919-22			50	
7824ARX	W/S glass clamp	1915-22			02	
7887X	W/S frame—upper	1917-22			75	
3827X	W/S top snap loop	1915-22			02	
1154X	W/S hinge bolt nut	1915-22			01	
2449BX	W/S glass clamp screw	1915-22			01	
2257BX	W/S hinge to frame screw	1915-22			02	
292X	W/S hinge spring					
7851ARX	W/S upper glass stop—nickel	1915-22			20	
7852ARX	W/S lower glass stop—nickel	1915-22			20	
7808X	W/S hinge thimble	1915-22			03	
7827AX	W/S glass—upper	1915-22			3 00	
7828X	W/S glass—lower	1915-22			3 50	
			Order 3929C			
			Order 2742			

**TOURING CAR AND ROADSTER WINDSHIELDS—1922-24**

7836X	Anti-rattler (windshield)	1922-25			15	
6645X	Bolt (W/S bracket to instrument panel)	1922-25			03	
7837X	Bracket (windshield) assembly—R. H.	1922-25			60	MH
7838X	Bracket (windshield) assembly—L. H.	1922-25			60	MH
7891X	Bracket (side of lamp)	1922-25			30	
9066X	Channel (windshield) center	1922-25			35	MH
7816X	Cone (W/S frame)	1922-25			10	
7802BX	Frame (windshield) assembly—lower	1922-25			1 00	
7887CX	Frame (windshield) assembly—upper	1922-25			1 00	
7888BX	Filler (windshield upper frame)—lower	1922-25			05	
7847X	Filler (windshield upper frame)—upper	1922-25			05	
7803BX	Filler (windshield lower frame)	1922-25			10	
7827BX	W/S glass—upper	1922-25			2 75	
9534X	W/S glass—lower	1922-25			3 00	
7825X	Nut (windshield clamp stud wing)	1922-23			15	
7842X	Nut (windshield cone lock)	1922-25			02	
1307X	Nut (windshield bracket to instrument panel bolt) lower	1922-25			05	
7851BX	Retainer (windshield glass) upper	1922-25			15	
7852BX	Retainer (windshield glass) lower	1922-25			15	
7826X	Stud (windshield frame clamping)	1922-25			03	
7833X	Washer (windshield clamp stud nut)	1922-25			01	
7840BX	Windshield assembly	1922-25			10 75	MH
7822CX	Windshield (upper half) ass'y.	1922-25			4 50	MH
7823BX	Windshield (lower half)	1922-25			4 50	MH
*8064X	Windshield bracket to body bolt	1922-25			02	

**TOURING CAR TOPS—1915-22**

7940ARX	Touring car top complete	1915-22			27 00	MH
6882ARX	T. C. storm curtain—R. H.	1915-22			1 75	MH
6883ARX	T. C. storm curtain—L. H.	1915-22			1 75	MH
4966BRX	T. C. side curtain—R. H.	1915-22			2 00	MH
4967BRX	T. C. side curtain—L. H.	1915-22			2 00	MH
6894ARX	T. C. center deck complete	1915-22			7 00	MH
6815ARX	T. C. side quarter pad	1915-22			1 00	
6940ARX	T. C. back stay and curtain assembly	1915-22			3 00	MH
3897X	T. C. wood bow	1913-17			60	
8973ARX	T. C. front and rear extension rib	1918-22			30	
8974ARX	T. C. front and rear upright rib	1918-22			30	
4596X	T. C. bow separator—male	1913-17			05	
4597X	T. C. bow separator—female	1913-17			05	
6332X	T. C. bow separator	1918-22			05	
6860BRX	T. C. front extension rib socket—R. H.	1918-22			1 00	
6861BRX	T. C. front extension rib socket—L. H.	1918-22			1 00	
3884BRX	T. C. rear extension rib socket—R. H.	1918-22			1 00	
3885BRX	T. C. rear extension rib socket—L. H.	1918-22			1 00	
6862BRX	T. C. front upright rib socket—R. H.	1918-22			1 00	
6863BRX	T. C. front upright rib socket—L. H.	1918-22			1 00	
3882BRX	T. C. rear upright rib socket—R. H.	1918-22			1 00	
3883BRX	T. C. rear upright rib socket—L. H.	1918-22			1 00	
7831ARX	Curtain to windshield hook	1915-22			02	
7832X	Curtain to body hook	1915-22			02	
8992X	Rib socket cotter	1918-22			02	
3924ARX	T. C. top to windshield strap assembly	1915-22			20	MH
3629ARX	T. C. rear strap assembly complete	1913-21			35	MH
3629BRX	Strap strap assembly	1921-22			25	MH
6829BX	T. C. extension support—upper	1918-22			10	
6830BX	T. C. extension support—lower	1918-22			05	
8937X	T. C. top snap fastener—single	1917-22			05	
8938X	T. C. top snap fastener—double	1917-22			05	
					\$3 50	
					3 50	

\*Used on cars without starter. †Not subject to regular discount.

Of the net amount at which parts marked "MH" are billed to purchasers who purchase direct from the Ford Motor Company, 40/41 represents the price of the goods and 1/41 represents excise tax.

Part No.	Name of Part	Year	LIST PRICE			Tax Status
			Lots of 10 per lot	Lots of 100 per lot	Each	
<b>TOURING CAR TOPS—1915-22—Continued</b>						
3314ARX	T. C. top prop rest with strap	1913-22			\$0 60	
3858X	T. C. top prop rest arm	1913-21			25	
3624X	T. C. bow socket to seat iron japanned nut	1913-22			03	
6682X	Curtain celluloid 20"x50"—.015 thick (old No. 3383X)	1913-22				
4981ARX	Touring car top visor	1920-22			1 50	
8940X	Curtain fastener eyelet	1917-22			50	
8943X	Curtain fastener eyelet washer	1917-22			\$0 75	
					50	

**TOURING CAR TOPS—1922-25**

3573X	Brace (top extension)—R. H.	1922-25				25
3574X	Brace (top extension)—L. H.	1922-25				25
**3588X	Top clamping bracket assembly	1922-25				20
**6902X	Glove fastener button	1922-25				02
†6940BRX	Curtain (rear) assembly	1922				2 50
6940CX	Curtain (rear) assembly	1922-25				2 30
†4966CRX	Curtain (rear side) assembly—R. H.	1922				2 00
4966DX	Curtain (rear side) assembly—L. H.	1922-25				1 75
†4967CRX	Curtain (rear side) assembly—L. H.	1922				2 00
4967DX	Curtain (rear side) assembly—L. H.	1922-25				1 75
6882BX	Curtain (front side) assembly—R. H.	1922-25				1 75
6883BX	Curtain (front side) assembly—L. H.	1922-25				1 85
†6894BRX	Deck (top) assembly	1922				6 50
6894CX	Deck (top) assembly	1922-25				6 50
**6903X	Eyelet (side curtain rear glove fastener)	1922-25			\$60 00	02
**6904X	Fastener (rear curtain glove)	1922-25				02
**7831BX	Hook (curtain to windshield)	1922-25				02
6815BX	Pad (top side quarter) assembly	1922-25				1 00
**3314BX	Rest (prop) and strap assembly	1922-25				40
8975X	Rib (top) center and rear	1922-25				30
8973BX	Rib (top) front	1922-25				30
8974BX	Rib (top) center ext.	1922-25				30
**3548X	Screw (front socket fastener)	1922-25				doz. 05
6860CX	Socket (top rib) front—R. H.	1922-25		8 00		1 00
6861CX	Socket (top rib) front—L. H.	1922-25		8 00		1 00
3882CX	Socket (top rib) center—R. H.	1922-25		9 00		1 00
3883CX	Socket (top rib) center—L. H.	1922-25		9 00		1 00
†3884CRX	Socket (top rib) rear—R. H.	1922				1 25
3884DX	Socket (top rib) rear—L. H.	1922-25		9 00		1 00
†3885CRX	Socket (top rib) rear—L. H.	1922				1 25
3885DX	Socket (top rib) rear—L. H.	1922-25		9 00		1 00
6862CX	Socket (top rib) center ext.—R. H.	1922-25		8 00		1 00
6863CX	Socket (top rib) center ext.—L. H.	1922-25		8 00		1 00
6844BX	Top center strainer	1922-25				40
6846X	Top quarter strainer	1922-25				40
**3629CX	Strap (stay)	1922-25				20
**6901X	Stud (rear curtain glove fastener)	1922-25				02
3551X	Center support on rear socket	1922-25				05
3564X	Center ext. support—on center socket	1922-25				05
3572X	Center ext. to brace support	1922-25				05
7940BX	Top assembly	1922-25		†250 00		†27 00
**4981BX	Visor (top) assembly	1922-23				75
**6905X	Washer (side curtain rear glove fastener)	1922-25				02

**TORPEDO TOP PARTS—1915-22**

7941ARX	Torpedo top complete	1915-22			†22 00	MH
4971X	Torpedo top—second and third wood bows	1914-18			50	
6929X	Torpedo top—first bow	1915-18			50	
8772X	Rib—upright	1918-22			60	
8988X	Rib—front extension	1918-22			30	
8989X	Rib—rear extension	1918-22			30	
6870AX	Torp. bow socket—upright—(R. H.)	1915-18			1 25	
6870BX	Torp. rib socket—upright—(R. H.)	1918-22			1 00	
6871AX	Torp. bow socket—upright—(L. H.)	1916-18			1 25	
6871BX	Torp. rib socket—upright—(L. H.)	1918-22			1 00	
6872BX	Torp. rib socket—front extension—(R. H.)	1918-22			1 00	
6873BX	Torp. rib socket—front extension—(L. H.)	1918-22			1 00	
4907AX	Torp. bow socket—rear extension—(R. H.)	1913-18			1 00	
4907BX	Torp. rib socket—rear extension—(R. H.)	1918-22			1 00	
4908AX	Torp. bow socket—rear extension—(L. H.)	1913-18			1 00	
4908BX	Torp. rib socket—rear extension—(L. H.)	1918-22			1 00	

†Not subject to regular discount.

†Used on tops with straight side quarters.

\*\*Also used on 1922-25 Roadster Top.


Of the net amount at which parts marked "MH" are billed to purchasers who purchase direct from the Ford Motor Company, 40/41 represents the price of the goods and 1/41 represents excise tax.

Part No.	Name of Part	Year	LIST PRICE		Tax Status
			Lots of 10 per lot	Lots of 100 per lot	
<b>TORPEDO TOP PARTS—1915-22—Continued</b>					
6937AX..	Torp. side curtain—rear—(R. H.)	1915-22		\$ 1 25	MH...
6938AX..	Torp. side curtain—rear—(L. H.)	1915-22		1 25	MH...
6935AX..	Torp. side curtain—front—(R. H.)	1915-22		1 50	MH...
6936AX..	Torp. side curtain—front—(L. H.)	1915-22		1 50	MH...
6950AX..	Torp. back curtain assembly	1915-22		2 40	MH...
6965AX..	Torp. center deck complete	1915-22		4 50	MH...
6806AX..	Torp. side quarter pad	1914-22		60	
3877X..	Torp. prop rest with strap	1913-22		60	

†ROADSTER TOP—1922-25

6935BX..	Curtain (front side) assembly—R. H.	1922-25		1 25	MH...
6936BX..	Curtain (front side) assembly—L. H.	1922-25		1 35	MH...
6937BX..	Curtain (rear side) assembly—R. H.	1922-25		90	MH...
6938BX..	Curtain (rear side) assembly—L. H.	1922-25		90	MH...
6950BX..	Rear curtain assembly	1922-25		2 50	MH...
6965BX..	Top deck assembly	1922-25	\$ 32 00	3 50	MH...
6806BX..	Top side quarter pad assembly	1922-25		60	
8988BX..	Top rib—front	1922-25		30	
8989BX..	Top rib—center and rear	1922-25		30	
4907CX..	Top rib socket, rear—R. H.	1922-25	9 00	1 00	
4908CX..	Top rib socket, rear—L. H.	1922-25	9 00	1 00	
6872CX..	Top rib socket, front	1922-25	8 00	1 00	
6870CX..	Top rib socket, center—R. H.	1922-25	8 00	1 00	
6871CX..	Top rib socket, center—L. H.	1922-25	8 00	1 00	
7941BX..	Top assembly	1922-25	†200 00	†22 00	MH...

Price List of Parts for Model T One Ton Truck



Part No.	Name of Part	Year	LIST PRICE		Tax Status	Fac. Model No.	No. per Car
			Lots of 10 per lot	Lots of 100 per lot			

REAR AXLE

1000	Rear axle assembly	1918-25		\$110 00	MH	TT	95	1
1001	Axle housing—right	1918-25		15 00	MH	TT	4	1
1002	Axle housing—left	1918-25		15 00	MH	TT	5	1
1003	Axle housing bolt	1918-25		05		TT	52	13
1003B	Axle housing bolt nut	1918-25						
1004	Axle housing cap	1918-25						
1005	Axle housing cap gasket	1918-25		1 50	02	MH	TT	133
1006	Axle housing cap screw	1918-25		4 00	05		TT	134
1007	Axle housing cap screw lock wire	1918-25			01		TT	72
1008	Axle housing gasket—upper	1918-25		1 00	02	MH	TT	140
1009	Axle housing gasket—lower	1918-25		3 00	05	MH	TT	138
1010	Axle brake housing plate—right	1918-25			35	MH	TT	139
1011	Axle brake housing plate—left	1918-25			35	MH	TT	147
1012	Axle housing drain plug	1918-25			05		TT	148
1013	Axle shaft	1918-25			4 00	MH	TT	136
1014	Axle shaft cotter	1918-25			doz. 05		TT	2818
1015	Axle shaft nut	1918-25		90	8 00	10		TT
1016	Axle shaft washer	1918-25		35	2 50	05		TT
1017	Axle shaft dust cap	1918-25			03		TT	165
1018	Axle shaft inner ball bear. assy.	1918-25			5 00		TT	166
1019	Axle shaft outer roller bearing	1918-25			1 00		TT	135
1020	Axle shaft outer R. B. sleeve—R.	1918-25		9 00			TT	56
1020B	Axle shaft outer R. B. sleeve—L.	1918-25		3 00			TT	125
1021	Axle shaft bearing felt	1918-25		3 00			TT	253
1022	Axle shaft bearing retainer	1918-25		1 20	10 00	15		TT
1023	Axle shaft bear. retainer washer	1918-25			1 50	02		TT
1024	Axle shaft felt retainer assembly	1918-25		1 50		20		TT
1025	Axle shaft felt retainer cup	1918-25				03		TT
1026	Axle shaft felt retainer plate	1918-25				03		TT
1026B	Rear axle oil retainer	1925				25	MH	TT

†Not subject to regular discount.

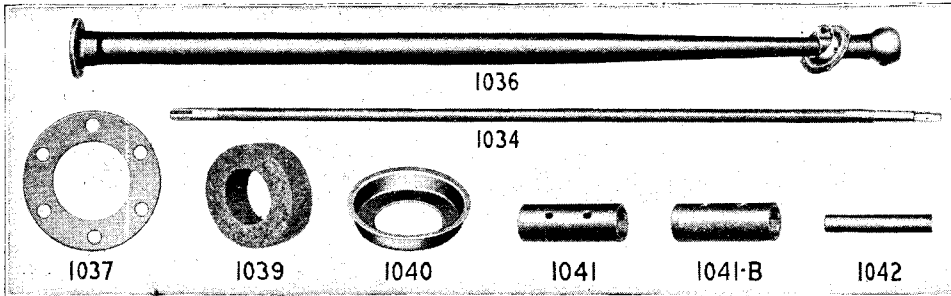
†For additional 1922-25 Roadster top parts see 1922-25 Touring Car top parts marked with a double asterisk (\*\*).

Of the net amount at which parts marked "MH" are billed to purchasers who purchase direct from the Ford Motor Company, 40/41 represents the price of the goods and 1/41 represents excise tax.

Of the net amount at which parts marked "MH" are billed to purchasers who purchase direct from the Ford Motor Company, 40/41 represents the price of the goods and 1/41 represents excise tax.

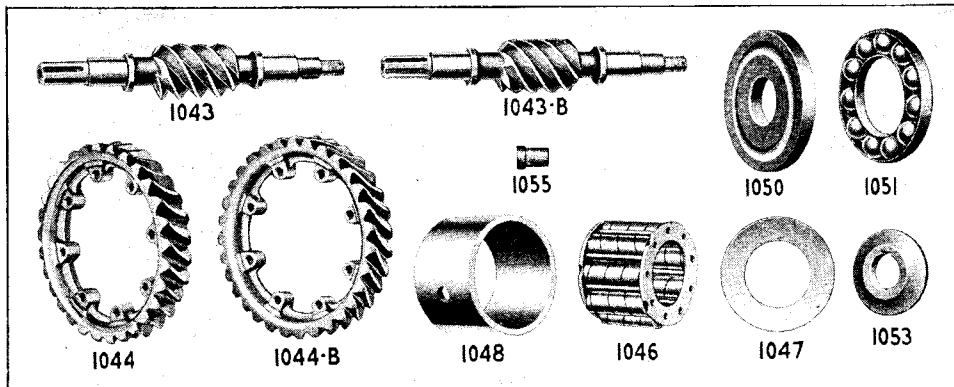


Part No.	Name of Part	Year	LIST PRICE		Tax	Status	Model	No. per Car
			Lots of 10	Lots of 100				
<b>REAR AXLE—Continued</b>								
1027	Diff. gear	1918-25		\$ 1 25	MH	TT	13	2
1028	Diff. gear case R. or L. half	1918-23		2 50	MH	TT	11A	2
1028B	Differential gear case—R. or L. half	1923-25		2 50	MH	TT	11B	2
1029	Diff. gear case bolt	1918-25	Order 1003					
1031	Diff. gear lock ring	1918-25		02		TT	118	2
1032	Diff. pinion	1918-25		50	MH	TT	14A	2
1033	Diff. pinion shaft	1918-23		30	MH	TT	15A	1
1033B	Differential spider	1923-25		1 50	MH	TT	15B	1



**DRIVE SHAFT**

1034	Drive shaft	1918-25		7 00	MH	TT	87	1
1036	D. S. tube assembly	1918-25		10 00	MH	TT	153	1
1037	D. S. tube flange gasket	1918-25		\$0 15				
1038	D. S. tube flange screw	1918-25		\$1 25	02	MH	TT	194
1039	D. S. felt	1918-25	Order 1006					
1040	D. S. felt container	1918-25		80				
1041	D. S. to worm coupling	1918-19		10		TT	109	1
1041B	D. S. to worm coupling	1920-25		03		TT	110	1
1042	D. S. to worm coupling pin	1918-25		70		TT	85A	1
				01		TT	86	2



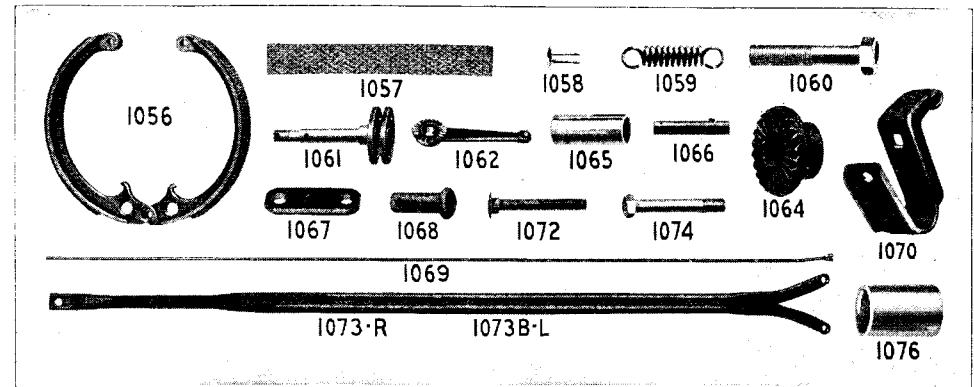
**WORM**

1043	Worm—7 1/4 to 1	1918-25		6 00	MH	TT	16A	1
1043B	Worm—5 1/2 to 1	1918-25		6 00	MH	TT	16B	1
1044	Worm gear—7 1/4 to 1	1918-25		10 00	MH	TT	12A	1
1044B	Worm gear—5 1/2 to 1	1918-25		10 00	MH	TT	12B	1
1045	Worm cotter	1918-25	Order 1014					
1046	Worm roller bearing	1918-25		6 50		TT	108	2
1047	Worm roller bearing retainer	1918-25		02		TT	106	2
1048	Worm roller bearing sleeve	1918-25		10 00		TT	107	2

Of the net amount at which parts marked "MH" are billed to purchasers who purchase direct from the Ford Motor Company, 40/41 represents the price of the goods and 1/41 represents excise tax.

Part No.	Name of Part	Year	LIST PRICE		Tax	Status	Model	No. per Car
			Lots of 10	Lots of 100				
<b>REAR AXLE—Continued</b>								
1049	Worm roller bear. housing screw	1918-25		\$0 03		TT	101	2
1050	Worm thrust bearing collar	1918-25		60		TT	114	1
1051	Worm thrust ball and sep. assy	1918-25		\$5 00		TT	123	1
1052	Worm thrust bearing plate	1918-25		15		TT	22	1
1053	Worm thrust bearing retainer	1918-25		1 25		TT	111	1
1054	Worm thrust bear. retainer nut	1918-25	Order 1015					
1055	Worm thrust bear. retainer pin	1918-25		\$0 50		TT	112	1

**WORM—Continued**



**BRAKE PARTS**

1056	Brake shoe	1918-25		1 50	MH	TT	2814	2
1057	Brake shoe lining, each	1918-25		25	MH	TT	58	4
1058	Brake shoe lining rivet	1918-25		10		TT	68	40
1059	Brake shoe spring	1918-25		40		TT	67	2
1060	Brake shoe bolt	1918-25		80		TT	59	2
1060B	Brake shoe bolt nut	1918-25	Order 2507					
1061	Brake expander	1918-25		40	MH	TT	61	2
1062	Brake expander lever	1918-25		15	MH	TT	62	2
1064	Brake expander adj. collar	1918-25		15		TT	175	2
1065	Brake expander bushing	1918-25		10		TT	173	2
1066	Brake expander pin	1918-25		01		TT	7	2
1067	Brake expander link	1918-25		08	MH	TT	176	4
1068	Brake expander link pin	1918-25		03		TT	177	8
1069	Brake rod	1918-25		30	MH	TT	119	2
1070	Brake rod support—right	1918-25		60		TT	120	2
1071	Brake support—left	1918-25		60		TT	121	1
1072	Brake rod support bolt	1918-25		1 00		T	7181	2
1072B	Brake rod support bolt nut	1918-25	Order 3088E					

**RADIUS ROD**


1073	Rear radius rod—right	1918-25		3 00	MH	TT	152	1
1073B	Rear radius rod—left	1918-25		3 00	MH	TT	158	1
1074	Rear radius rod bolt—front	1918-25		7 50		TT	84	1
1075	Rear radius rod bolt—rear	1918-25		7 50		TT	83	4
1075B	Rear radius rod bolt nut	1918-25	Order 2507					
1076	Universal joint bushing	1918-25		60		TT	69	1

**SPRINGS**

1077	Rear spring—right or left, each	1918-25		4 00	MH	TT	333	2
1078	Spring leaf No. 1	1918-25		8 00		TT	334	2
1079	Spring leaf No. 2	1918-25		4 00		TT	362	2
1080	Spring leaf No. 3	1918-25		3 50		TT	363	2
1081	Spring leaf No. 4	1918-25		3 00		TT	364	2
1082	Spring leaf No. 5	1918-25		2 80		TT	365	2
1083	Spring leaf No. 6	1918-25		2 50		TT	366	2
1084	Spring leaf No. 7	1918-25		2 30		TT	367	2
1085	Spring leaf No. 8	1918-25		20		TT	368	2
1086	Spring leaf No. 9	1918-25		20		TT	331	2


Of the net amount at which parts marked "MH" are billed to purchasers who purchase direct from the Ford Motor Company, 40/41 represents the price of the goods and 1/41 represents excise tax.

Part No.	Name of Part	Year	LIST PRICE			No. Fac. Req. Model No.	No. per Car
			Lots of 10	Lots of 100	Each		



SPRINGS—Continued

1087	Spring bushing	1918-25	\$0 20	TT	172B	2
1088	Spring clip	1918-25	45	TT	326	2
1089	Spring clip nut	1918-25	05	TT	327	2
1091	Spring clip plate	1918-25	20	TT	329	4
1092	Spring tie bolt	1918-25	15	TT	330	2
1093	Spring tie bolt nut	1918-25				
1094	Spring tie bolt cotter	1918-25	Order 1089	*doz.	05	TT 328 2
1095	Spring clamp	1918-25	\$0 75	10	TT	375 2
1096	Spring clamp bolt	1918-25		\$2 00	03	TT 376 2
1096B	Spring clamp bolt nut	1918-25	Order 3514			
1097	Spring perch	1918-25	90	MH	TT	2804 2
1098	Spring perch nut	1918-25	Order 1015			
1099	Spring perch cotter	1918-25	Order 1014			
1100	Spring perch bushing	1918-25	35	TT	172AR	2
1101	Spring perch bushing spacer	1918-25	05	TT	169	4
1102	Spring hanger assembly	1918-25	30	TT	91	4
1151	Front spring	1925	3 00	MH	TT	332 1
1152	Front spring—first leaf	1925	80	TT	2943	1
1153	Front spring—second leaf	1925	45	TT	2935	1
1154	Front spring—third leaf	1925	40	TT	2936	1
1155	Front spring—fourth leaf	1925	35	TT	2937	1
1156	Front spring—fifth leaf	1925	30	TT	2938	1
1157	Front spring—sixth leaf	1925	25	TT	2939	1
1158	Front spring—seventh leaf	1925	20	TT	2940	1
1159	Front spring—eighth leaf	1925	20	TT	2941	1
1160	Front spring—ninth leaf	1925	20	TT	2937	1
1161	Front spring tie bolt	1925	05	TT	1362	1
1162	Front spring tie bolt nut	1925	Order 3811B			
1164	C. C. front bearing and spring clip	1925	70	TT	320	1
1164B	C. C. front bearing and spring clip assembly	1925	90	TT	2921	1
1165	Front spring clip bar	1925	25	TT	342	1
1166	C. C. front bearing and spring clip nut	1925	Order 2507		T	242



WHEELS

1105B	Rear wheel—dem.—Kelsey	1919-25	15 00	MH	TT	7698 2
1105C	Rear wheel—dem.—Hayes	1919-25	15 00	MH	TT	7698B 2
1105D	Rear wheel—dem.—less rim and hub—Kelsey	1919-25	6 50	MH	TT	2817AR 2
1105E	Rear wheel—dem.—less rim and hub—Hayes	1919-25	6 50	MH	TT	2817BR 2

\*\$0.25 gross, \$0.75 per thousand.

†Nine-leaf spring.

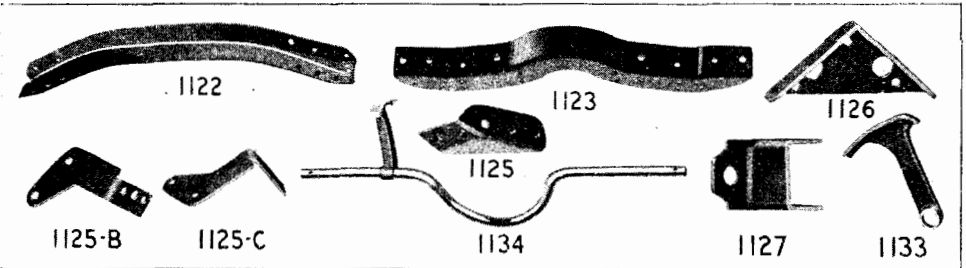
‡30" x 5" Wheel.

Of the net amount at which parts marked "MH" are billed to purchasers who purchase direct from the Ford Motor Company, 40/111 represents the price of the goods and 1/111 represents excise tax.

Part No.	Name of Part	Year	LIST PRICE			No. Fac. Req. Model No.	No. per Car
			Lots of 10	Lots of 100	Each		

WHEELS—Continued

1105H	Rear wheel complete—dem.	1924-25	\$14 75	MH	TT	7698E 2
1105J	Rear wheel—less rim	1924-25	10 75	MH	TT	2815F 2
1105K	Rear wheel—less rim and hub	1924-25	6 50	MH	TT	2817C 2
1106C	Dem. rim only—Hayes	1919-25	3 50	MH	TT	8774B 2
1106D	Dem. rim only—Kelsey	1922-25	3 50	MH	TT	8774C 2
1106E	Dem. rim retainer ring—Kelsey	1922-25	45	TT		178 2
1106F	Dem. rim and flange assy	1924-25	2 75	MH	TT	8774D 2
1106G	Dem. rim flange	1924-25	90	TT		189
1107B	Clamp and nut assy.—Kelsey	1919-25	\$1 25	15	MH	TT 8807 12
1107C	Clamp	1924-25	10	MH	TT	8831D 2
1108B	Clamp bolt	1919-25	40	\$3 50	05	TT 8832 12
1108C	Clamp bolt	1924-25	05	TT		8832B 2
1108D	Clamp nut	1924-25	05	TT		8834B 2
1109	Rear wheel complete, less tire	1918-25	17 50	MH	TT	99 2
1109B	Rear wheel—solid tire design—less hub and tire	1919-25	13 25	MH	TT	2816 2
1110	Rear wheel com., with solid tire	1918-25		MH	TT	7645 2
1111	Rear hub	1918-25	20 00	2 25	MH	TT 40 2
1112	Rear hub flange	1918-25	40	MH	TT	149 2
1113	Rear hub brake drum	1918-25	1 25	MH	TT	3 2
1114	Rear hub bolt	1918-25	40	3 50	05	TT 28 12
1114B	Rear hub bolt nut	1918-25		1 50	02	TT 29 12
1116	Rear hub cap	1918-25	2 25	25	MH	TT 150 2
1117	Rear hub key	1918-25		2 50	03	TT 26 2
1118	Rear hub felt	1918-25	75	5 50	10	TT 162 2



FRAME

1119	Frame assembly	1918-25	25 00	MH	TT	300 1
1120	Side member—right	1918-25	9 00	TT		301 1
1121	Side member—left	1918-25	9 00	TT		302 1
1122	Front cross member	1918-25	1 00	TT		303 1
1123	Rear cross member	1918-25	4 00	TT		304 1
1124	Front corner bracket—right	1918-25	15	TT		305 1
1125	Front corner bracket—left	1918-25	15	TT		306 1
1125B	Front end spacer—right	1918-25	15	TT		319 1
1125C	Front end spacer—left	1918-25	15	TT		318 1
1126	Rear cross member gusset plate	1918-25	25	TT		307 2
1127	Rear cross member reinforcement	1918-25	35	TT		325 2

TRANSMISSION CONTROL

1133	Speed lever	1918-25	10	MH	TT	862 1
1134	Control shaft with speed lever	1918-25	60	MH	TT	1557 1

Wheel.

Of the net amount at which parts marked "MH" are billed to purchasers who purchase direct from the Ford Motor Company, 40/111 represents the price of the goods and 1/111 represents excise tax.

HOFFMAN MOTOR CO.