

Ford

THE UNIVERSAL CAR

WHOLESALE
PRICE LIST OF PARTS

MODEL T

Effective May 1, 1925

Ford Motor Company
Detroit, Michigan

Ford Motor Company

FORD FACTORIES AND BRANCHES

Ford Factory, Detroit—Parent Plant

Ford Factory, Ford, Ontario, Canada

Ford Factory, Manchester, England

AMERICAN WHOLESALE BRANCHES

Atlanta	Cleveland	Fargo	Los Angeles	Norfolk	St. Louis
Buffalo	Columbus	Houston	Louisville	Oklahoma City	Salt Lake City
Cambridge	Dallas	Indianapolis	Memphis	Omaha	San Francisco
Charlotte	Denver	Jacksonville	Milwaukee	Philadelphia	Seattle
Chicago	Des Moines	Kansas City, Mo.	Minneapolis	Pittsburgh	Washington
Cincinnati	Detroit	Kearny, N. J.	New Orleans	Portland	

Instructions for Ordering Parts

- 1—Order all parts through the Authorized Ford Dealer.
- 2—On parts delivered from Dealers' stocks, regardless as to quantity ordered, the Wholesale Trade is entitled to a discount of 25% from list price. Parts may be obtained f. o. b. the nearest Ford Branch at a discount of 30% from list price, providing the net amount of the order exceeds \$200.00. The above discounts apply to the ten, hundred and thousand lot prices as well as to prices on individual items.
- 3—Always give Catalog Number and Name of each part ordered.
- 4—Specify whether shipments are to be made by freight or express.
- 5—Remittance by Draft or Money Order must accompany all parts orders placed for shipment from the Ford Branch.

Telegraph Code

We list below a brief General Code covering miscellaneous instructions relative to the shipment of parts.

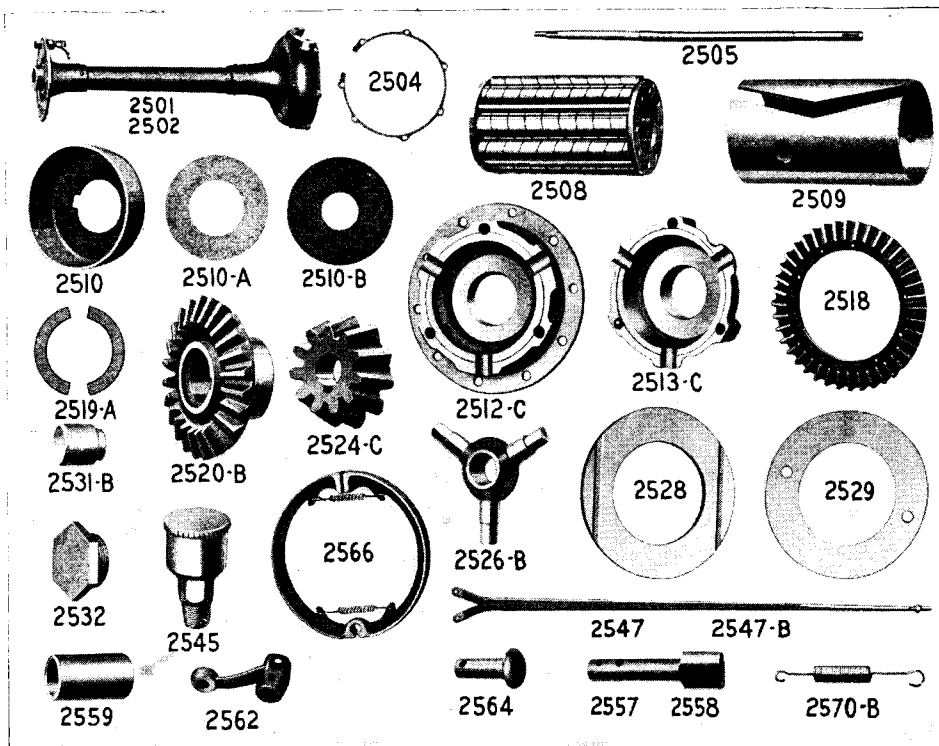
Toperig —Ship to me (us) by express.	Topfton —When and how did you ship parts called for in my (our) telegram of —
Toperkleur —Ship by express to —	Topflutch —When and how will you ship parts called for in my (our) telegram of —
Topersteen —Ship to me (us) by freight.	Topwasser —When and how will you ship parts called for in my (our) letter of —
Toper —Ship to me (us) by parcel post.	

WHOLESALE PRICE LIST OF PARTS

FORD MODEL T 1909-1925

EFFECTIVE MAY 1, 1925

Part No.	Name of Part	Year	LIST PRICE	Tax	Fac. No.	No. Req. per Car
			Lots of 10 per lot	Status		
			Lots of 100 per lot			
			Lots of 1000 per lot			



REAR AXLE

2500	Rear axle assembly	1909-25		\$55 00	MH	95E	1
2501	Axle housing—right	1915-25		8 00	MH	7635D	1
2502	Axle housing—left	1915-25		8 00	MH	7636D	1
2503E	Axle housing bolt	1913-25	\$0 20	\$1 00		2854	7
2503F	Axle housing bolt nut	1909-25	15	1 00	6 00	44	7
2504	Rear axle case gasket	1919-25	15	1 00	8 00	139	1
2505	Axle shaft	1912-25	14 00			2818	2
2506	Axle shaft washer	1909-25	15	75	5 00	39	1
2507	Axle shaft nut	1909-25	45	3 50	30 00	242	2
2508	Axle shaft R. B.	1909-25	6 00	55 00		253	4
2509	Axle shaft R. B. sleeve—R	1909-25		13 50		170	2
2509B	Axle shaft R. B. sleeve—L	1909-25		13 50		161	2
2510	Axle housing cap	1909-19	25	2 00		56AR	2
2510 1/2	Axle housing cap	1919-25	20	1 80	17 00	56B	2
2510A	Axle outer roller bearing steel washer	1909-25	15	1 00	7 50	199B	2
2510B	Axle outer roller bearing felt washer	1909-25	40	3 00	27 50	54	2
2512C	Diff. case—left	1914-25	14 00			84	1
2513C	Diff. case—right	1914-25	8 00			81	1
2514B	Diff. case stud	1915-21	35	3 00		52BR	3
2514C	Diff. case bolt	1922-25	35	3 00	25 00	52C	3
2515	Diff. case stud nut	1909-25	20	1 50	10 00	8	3
2518	Diff. drive gear	1909-25	24 00			12B	1
2519	Diff. drive gear screw	1909-25	25	2 00	15 00	103	10
2519A	Diff. gear lock ring	1909-25	15	1 00		118	2
2520B	Diff. gear	1909-25	9 50			13B	2
2521B	Diff. gear key	1911-25	40	3 50	30 00	137	2


Of the net amount at which parts marked "MH" are billed to purchasers who purchase direct from the Ford Motor Company, 40/41 represents the price of the goods and 1/41 represents excise tax.

Part No.	Name of Part	Year	LIST PRICE			Each	Tax Status	Fac. No.	No. Req. per Car
			Lots of 10 per lot	Lots of 100 per lot	Lots of 1000 per lot				

REAR AXLE—Continued


2524C.	Diff. pinion	1915-25				\$ 35	MH	14D	3
2526B.	Diff. spider	1909-25				75	MH	15D	1
2528	Diff. thrust washer	1909-25				15		30	2
2529	Diff. thrust plate	1909-25	\$1 25	\$10 00	\$ 90 00	15	MH	31	4
2530	Diff. thrust plate pin	1909-16		1 50		03		17	4
2531	Diff. thrust plate pin	1909-16		1 00		03		37	2
2531B.	Diff. thrust plate pin	1917-25	10	75	5 00	02		7640	6
2532	Diff. housing oil plug	1909-25		3 50		05		817	1
2545	Rear axle grease cup	1909-25	60	5 00		10		76A2	
2547	Rear radius rod—right	1909-25	10 00			1 25	MH	152	1
2547B.	Rear radius rod—left	1909-25	10 00			1 25	MH	158	1
2548	Radius rod nut	1909-25	40	3 00	25 00	05		77	2
2549	Radius rod lock nut	1909-25	40	3 00	20 00	05		78	2
2550	Radius rod lock washer	1909-25	15	1 00	7 50	02		2823	2
2551	Radius rod bolt	1909-25	35	3 00	25 00	05		83	4
2551B.	Radius rod bolt nut	1909-25		2 50	20 00	03		60	4
2557	Hub cam shaft—right	1909-25		7 50		10	MH	92B	1
2558	Hub cam shaft—left	1909-25		7 50		10	MH	61B	1
2559	Hub cam shaft bushing	1909-25	35	2 50		05		173	2
2562	Cam shaft lever	1909-25				10	MH	62	2
2563	Cam shaft lever pin	1909-25	10	50	2 50	02		7	4
2564	Lever clevis pin	1909-25	15	1 00		02		65	4
2566	Hub brake shoe	1909-25		30 00		35	MH	2814	2
2567	Brake shoe support bolt	1909-25	35	3 00	25 00	05		59	2
2568	Brake shoe support nut	1909-25							
2570B.	Brake shoe coil spring	1913-25	20	1 50	10 00	03		2286	4

Order 2551B



UNIVERSAL JOINT

2571	Universal joint assembly	1909-25	14 00			1 50		151B	1
2572	Joint knuckle (male)	1909-25				50		45B	1
2573	Joint knuckle (female)	1909-25				60		46B	1
2574	Joint knuckle pin	1909-25	10	75	5 00	02		6	1
2575	Joint ring, complete	1909-25	4 00			50		49B	1
2576	Joint ring rivets	1909-25	10	50		05	(per set)	4 50	4
2577B.	Univ. joint housing	1914-25				1 00		7609	1
2578	Joint housing plug	1909-25	1 30	2 00		05		75	2
2579	Ball joint grease cup	1909-25	1 20	10 00		15		195	1
2580	Ball cap gasket	1909-25	30	2 50	20 00	05	MH	1518	1



DRIVE SHAFT

2581	Drive shaft housing front					30		69	1
2582	D. S. tubing	1909-25				7 00	MH	153B	1

Of the net amount at which parts marked "MH" are billed to purchasers who purchase direct from the Ford Motor Company, 40/41 represents the price of the goods and 1/41 represents excise tax.

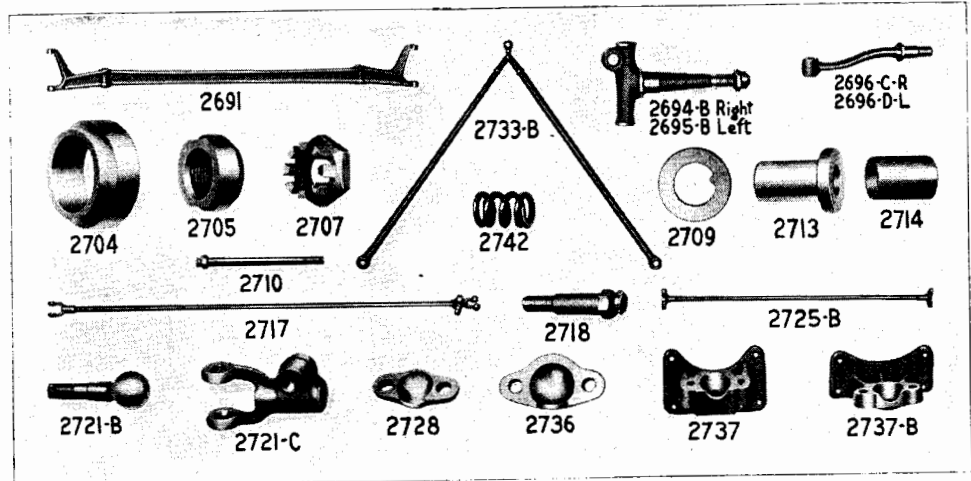
Part No.	Name of Part	Year	LIST PRICE			Each	Tax Status	Fac. No.	No. Req. per Car
			Lots of 10 per lot	Lots of 100 per lot	Lots of 1000 per lot				

REAR AXLE—Continued

DRIVE SHAFT—Continued									
2583B.	D. S. bearing housing	1920-25				\$ 1 40	MH	191C	1
2584B.	D. S. R. B. cap screw	1912-25	\$ 40	\$3 00	\$25 00	05		183B	6
2584C.	D. S. R. B. stud nut	1912-21	25	2 00		03		184R	6
2584D.	D. S. R. B. cap screw lock washer	1912-25		0 30	doz.	0 05		157	6
2586	D. S. R. B. housing set screw	1911-21	0 45	4 00		05		101R	1
2587	D. S. roller bearing	1911-25	6 00			75		108	1
2588	D. S. R. B. distance plate	1911-21	15	1 00		05	MH	106R	1
2589	D. S. ball race	1911-21				25		186R	1
2589R.	D. S. ball bearing assy	1911-21				90		185AR	1
2590	D. S. ball retainer	1911-21	20	1 25		03		190AR	1
2591	D. S. ball thrust collar	1911-25	1 70	15 00		20		188	2
2591B.	D. S. thrust ball and retainer assembly	1920-25	1 50	14 00		20		162	1
2592	D. S. ball bearing	1911-21	Order 2811			1 50		107R	1
2593	D. S. R. B. sleeve	1911-21				3 00	MH	87D	1
2595B.	D. S. only	1911-25				50		163B	1
2596	D. S. sleeve	1911-25	4 00			50		16C	1
2597B.	D. S. pinion	1911-25	10 00			1 25	MH	16D	1
2597C.	D. S. pinion	1911-25	10 00			1 25	MH	16D	1
2598	D. S. castle nut	1911-25	70	6 00		08		124	1
2598B.	D. S. pinion key	1911-25	40	3 00	\$27 50	05		57B	1

REAR AXLE—60 INCH TREAD

2600C.	Rear axle housing—right	1915-16				12 00	MH	2728C	1
2601C.	Rear axle housing—left	1915-16				12 00	MH	2729C	1
2602B.	Rear axle shaft—tapered	1911-16				3 00	MH	2725	2
2604	Rear radius rod	1909-16				2 00	MH	1726	2



FRONT AXLE

2691	Front axle only	1909-25				9 00	MH	202B	1
2694B.	Spindle body—right	1911-25	14 00			1 50	MH	280	1
2695B.	Spindle body—left	1911-25	14 00			1 50	MH	281	1
2696	Spindle arm—right or left	1911-19				50	MH	7716	2
2696C.	Spindle arm—right	1919-25				45	MH	7715B	1
2696D.	Spindle arm—left	1919-25				45	MH	7716B	1
2697	Spindle arm nut	1911-25	Order 2548			15		205A	2
2704	Stationary cone	1909-25				15		206A	1
2705	Adj. cone—right thread	1909-25				15		207A	1
2706	Adj. cone—left thread	1909-25							
2707	Spindle nut—right thread	1909-25				4 50		209B	1
2708	Spindle nut—left thread	1909-25				4 50		208B	1

When ordered to replace malleable type housing also order 2-2591 and 1-2591B. Of the net amount at which parts marked "MH" are billed to purchasers who purchase direct from the Ford Motor Company, 40/41 represents the price of the goods and 1/41 represents excise tax.

Part No.	Name of Part	Year	LIST PRICE			Each	Tax Status	Fac. No.	No. Req. per Car
			Lots of 10 per lot	Lots of 100 per lot	Lots of 1000 per lot				
FRONT AXLE—Continued									
2709	Spindle washer	1909-25	\$ 15	\$ 1 00	\$ 6 00	\$ 02	210	2	
2710	Spindle bolt with oiler	1910-25	1 60	15 00		20	7708	2	
2711	Spindle bolt nut	1909-25	Order 2551B						
2713	Spindle body bush, (pair)	1909-25	1 80	17 00	150 00	20	223	2	
2714	Spindle arm bushing	1909-25	15	1 25	9 00	05	225	2	
2715D	Spindle oiler	1919-25	Order 3176C						
2717	Spindle con. rod	1909-25	12 50			1 75	MH 264	1	
2718	Spindle con. rod bolt with oiler	1909-25	1 20	10 00		15	7706	1	
2719	Spindle con. rod bolt nut	1909-25		2 00	15 00	03	220	2	
2721B	Spindle con. rod yoke ball	1919-25	1 50			20	MH 226B	1	
2721C	Spindle con. rod yoke	1919-25	3 50			40	MH 248B	1	
2725B	Steering gear con. rod	1909-25	6 00			80	MH 289	1	
2728	Ball socket cap	1909-25	1 20	10 00		15	254B	2	
2729B	Ball socket bolt and nut	1909-25	Order 3362 and 2515						
*2733B	Front radius rod	1919-25	14 00			1 50	MH 263B	1	
2736	Front radius rod ball cap	1909-25	1 20	10 00		15	217	1	
2737	Front radius rod ball socket	1911-24				20	809B	15	
2737B	Front radius rod ball socket	1911-24				20	809C	15	
2741	Radius rod ball cap stud	1911-25	30	2 00	19 00	05	4365	2	
2741B	Radius rod ball cap stud nut	1911-25	Order 2515						
2741C	Front radius rod ball cap bolt	1924				05	251	2	
2742	Radius rod ball cap spr'g	1911-25	20	1 25	8 00	03	292	2	
2760	Front axle only—60"	1911-16				10 00	MH 1720B	1	
2761	Spindle con. rod—60"	1909-16				3 00	MH 1725	1	
2762	Steer. gear con. rod—60"	1909-16				1 25	MH 2739	1	


WHEELS

WHEELS (Clincher)									
2800	Front wheel—clincher	1909-25				6 00	MH 291B	2	
2800D	Front wheel—clincher—less hub	1909-25				4 00	MH 295AR	2	
2814C	Rear wheel—clincher	1912-25				6 00	MH 2815	2	
2814D	Rear wheel—clincher—less hub	1909-25				4 00	MH 2816	2	
WHEELS (Demountable)									
2800B	Front wheel—dem. less rim and brgs.—Kelsey	1919-24				5 50	MH 291D	2	
2800C	Front wheel—dem. less rim and brgs.—Hayes	1919-24				5 50	MH 291E	2	
2800G	Front wheel—dem. less rim and brgs.—Ford	1919-25				5 50	MH 291G	2	
2800E	F. and rear wheel—dem. less rim & hub—Kelsey	1919-24				3 50	MH 293AR	4	
2800H	Frt. and rear wheel—dem. less rim & Hub—Ford	1919-25				3 50	MH 293CR	4	
2801	Front wheel complete R. or L.—dem.—Kelsey	1919-25				7 25	MH 7697A	2	
2801B	Front wheel complete R. or L.—dem.—Hayes	1919-25				7 25	MH 7697B	2	
2801C	Front wheel complete R. or L.—dem.—Ford	1919-25				7 25	MH 7697C	2	
2814E	Rear wheel complete—dem.—Kelsey	1919-24				7 25	MH 7698A	2	
2814F	Rear wheel complete—dem.—Hayes	1919-24				7 25	MH 7698B	2	
2814G	Rear wheel—dem. less rim—Kelsey	1919-24				5 50	MH 2815B	2	
2814J	Rear wheel complete—dem.—Ford	1919-25				7 25	MH 7698C	2	
2814K	Rear wheel—dem.—less rim—Ford	1919-25				5 50	MH 2815E	2	
WHEELS (Balloon-Demountable)									
2800I	Frt. wheel, balloon—with hub less rim—black	1925				5 50	MH 291H	2	
2800J	Frt. wheel, balloon—with hub less rim—natural	1925				5 50	MH 291I	2	
2800K	Frt. & rear wheel—balloon—less rim & hub—black	1925				3 50	MH 293E	4	
2800L	Frt. & rear wheel—balloon—less rim & hub—nat'l	1925				3 50	MH 293F	4	

*Substitute 2733B with spring perches for 2733

Of the net amount at which parts marked "MH" are billed to purchasers who purchase direct from the Ford Motor Company, 40/41 represents the price of the goods and 1/41 represents excise tax.

Part No.	Name of Part	Year	LIST PRICE			Each	Tax Status	Fac. No.	No. Req. per Car
			Lots of 10 per lot	Lots of 100 per lot	Lots of 1000 per lot				
WHEELS—Continued									
WHEELS (Balloon Demountable)—Continued									
2801D	Front wheel complete—balloon—black	1925				\$ 7 25	MH 7697E	2	
2801E	Front wheel complete—balloon—natural	1925				7 25	MH 7697F	2	
2814L	Rear wheel complete—balloon—black	1925				7 00	MH 7698E	2	
2814M	Rear wheel complete—balloon—natural	1925				7 00	MH 7698F	2	
2814N	Rr. wheel—balloon—with hub less rim—black	1925				5 50	MH 2815F	2	
2814P	Rr. wheel—balloon—with hub less rim—natural	1925				5 50	MH 2815G	2	



HUBS AND PARTS

2803	Front hub assy	1909-25				1 60	MH 200	2	
2803B	Front hub with R B cups	1909-25	\$ 16 00			1 80	MH 219	2	
2804	Outer race	1909-25		\$ 7 50		10	234	2	
2805	Inner race	1909-25		11 00		15	235	2	
2806	Outer ball retainer	1909-25	15	1 00		02	236	2	
2807	Inner ball retainer	1909-25	20	1 25		03	237	2	
2808	Dust ring	1909-25	25	1 50		03	238	2	
2809	Front & rear hub felt washer	1909-25	45	3 50	\$ 30 00	05	239	4	
2810	Large balls	1909-25		3 00	25 00	04	241	24	
2811	Small balls	1909-25		1 50	13 50	03	249	22	
2815C	REAR HUB	1912-25				1 25	MH 2819	2	
2816B	Rear hub key	1912-25	20	1 50	12 00	03	2863	2	
2818	Rear hub brake drum	1909-25	3 50			40	MH 3B	2	
2819	Hub cap	1909-25	1 30	12 00		15	MH 7727	4	
2825	Rear hub bolt	1911-25	20	1 50	8 00	03	28B	12	
2825B	Hub bolt nut	1911-25	15	1 00	6 00	03	29	24	
2826	Front hub bolt	1911-25	20	1 50	8 00	03	27	12	
2827	Hub flange	1911-25	1 75	15 00		20	MH 233B	4	
2833	Front hub bear. cup inner	1919-25	4 00	35 00		50	2955	2	
2834	Inside cone & roller assy	1919-25	10 00	95 00		1 10	205B	2	
2836	Front hub bearing cup—outer	1919-25	3 50	32 50		40	2956	2	
2837	Outside cone and roller assy.—right thread	1919-25	6 50			75	206B	1	
2838	Outside cone and roller assy.—left thread	1919-25	6 50			75	207B	1	
2841	Front hub dust cap assy	1919-25	80	7 00	60 00	10	350	2	

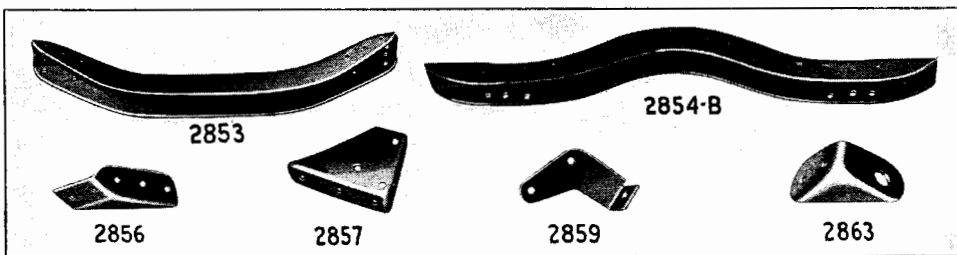
Of the net amount at which parts marked "MH" are billed to purchasers who purchase direct from the Ford Motor Company, 40/41 represents the price of the goods and 1/41 represents excise tax.

Part No.	Name of Part	Year	LIST PRICE			Each	Tax Status	Fac. No.	No. Req. per Car
			Lots of 10 per lot	Lots of 100 per lot	Lots of 1000 per lot				

WHEELS Continued

RIM AND RIM CARRIER

2845	Demountable rim only—Kelsey	1919-24	\$13 50			\$1 50	MH	8774A	4
2845B	Demountable rim only—Hayes	1919-25	13 50			1 50	MH	8774B	4
2845C	Demountable rim only—Ford	1922-24	13 50			1 50	MH	8774C	4
2845D	Demountable rim only—Ford	1923	13 50			1 50	MH	8774D	4
2845E	Demountable rim only—balloon	1925	13 50			1 50	MH	8774E	4
2846B	Demountable rim clamp—Kelsey	1919-24	50	\$4 25	\$32 50	10	MH	8831B	16
2846C	Dem. rim clamp and nut assy.—Ford	1922-23	1 30	12 00		15	MH	8807	16
2847	Demountable rim bolt	1919-25	35	2 50	23 00	05		8832A	16
2848	Dem. rim nut—Hayes	1919-24	35	2 50	23 00	05		8834B	16
2848B	Dem. rim nut—Kelsey & Ford	1919-25	35	2 50	23 00	05		8834A	16
2849	Spare rim carrier	1919-25				2 25	MH	8848C	1
2849B	Spare rim carrier clamp bolt	1921-25						7509B	1
2849C	Spare rim carrier clamp support and bolt assy.	1921-25		10 00		15	MH	7511	1
2849D	Spare rim carrier clamp	1921-25		7 50		10		7312C	1
2849E	Spare rim carrier—balloon	1925				2 25	MH	8848E	1
2849F	Spare rim carrier clamp	1925				15	MH	7312D	1
2870	Spare rim carrier brkt—R	1919-22				50		8824AR	1
2870B	Spare rim carrier brkt—R	1922-25				50		8824B	1
2871	Spare rim carrier brkt—L	1919-22				50		8825AR	1
2871B	Spare rim carrier brkt—L	1922-25				50		8825B	1



FRAME

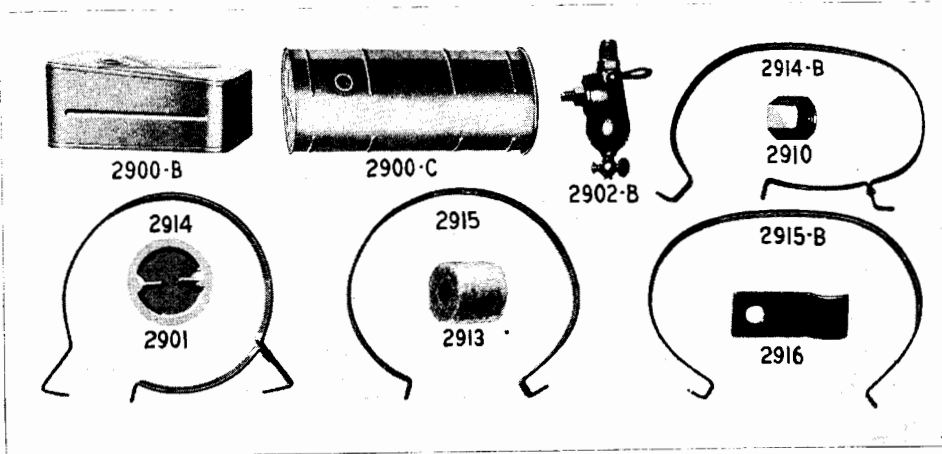
2850	Frame assembly	1909-25				13 00	MH	2916	1
2851B	Side member—right	1914-25				4 00		2914	1
2852B	Side member—left	1914-25				4 00		2915	1
2853	Front cross member	1909-25	8 00	70 00		90		303	1
2854B	Rear cross member	1914-25				1 20		2913	1
2855	Front corner bracket—R	1909-25				15		305	1
2856	Front corner bracket—L	1909-25				15		306	1
2857	Rear corner bracket—R	1909-25				15		307	1
2858	Rear corner bracket—L	1909-25				15		308	1
2859	Front end spacer—L	1909-25				10		318B	1
2860	Front end spacer—R	1909-25				10		319B	1
2863	Body bracket	1909-25				10		344	4

GASOLINE TANK

2900B	Gas tank—Sedan	1916-25				\$6 00	MH	7950	1
2900C	Gasoline tank	1909-25	\$35 00			4 00	MH	1303B	1
2901	Filling plug	1909-25	90	\$7 50	\$60 00	10	MH	1317	1
2901B	Filling Plug (new style)	1909-25				20	MH	1317	1
2902B	Sediment bulb	1909-25				90		2088	1
2908	Pet Cock	1909-25							
2909	Feed Pipe—40 3/4"	1909-25	2 00			25	MH	1364	1

Of the net amount at which parts marked "MH" are billed to purchasers who purchase direct from the Ford Motor Company, 40/41 represents the price of the goods and 1/41 represents excise tax.

Part No.	Name of Part	Year	LIST PRICE			Each	Tax Status	Fac. No.	No. Req. per Car
			Lots of 10 per lot	Lots of 100 per lot	Lots of 1000 per lot				



GASOLINE TANK—Continued

2909B	Feed pipe—51 3/4"	1916-25	2 50					30	MH	7965	1
2909C	Feed pipe—66 3/4"	1918-19						35	MH	9775R	1
2909D	Feed pipe—56 1/4"	1919-25	2 75					35	MH	8690	1
2910	Feed pipe pack nut	1909-25	45	3 00				05		1374	2
2911	Feed pipe—78"	1915						60	MH	1394R	1
2913	Feed pipe gasket	1909-25		1 00				02	MH	5892	1
2914	Gas tank support—R	1917-20	1 75					20		2132	1
2914B	Gas tank support—R	1920-25	1 75					20		2132B	1
2915	Gas tank support—L	1917-20	1 75					20		2133	1
2915B	Gas tank support—L	1920-25	1 75					20		2133B	1
2916	Feed pipe clamp	1921-25		75				01		2118	1

MOTOR


CYLINDER

2990B	Motor assy—less starter	1909-25				\$110 00	MH	532C	1		
2991B	Cyl. assy.—std.	1909-25				65 00	MH	449B	1		
3000C	Cylinder	1909-25				25 00	MH	400D	1		
3001	Cylinder head	1909-25				6 00	MH	401C	1		
3002	Cyl. head gasket	1909-25	\$2 70	\$25 00				30	MH	402B	1
3003	Cyl. head cap screw	1909-17	35	2 50				05		483B	15
3003B	Cyl. head cap screw	1918-25	35	2 00	\$16 00			05		483C	1
3004	Cyl. head outlet con.	1909-16						35	MH	446C	1
3004B	Cyl. head outlet con.	1917-25						30	MH	8719	1
3005	Cyl. head out. con gasket	1909-25		1 50				05	MH	445B	1
3006	Cyl. head outlet hose	1909-25	1 35	12 50				15	MH	448B	1
3007	Cyl. head outlet hose clip	1909-25	40	3 00				05		607B	2
3008	Cyl. head out. con. screw	1909-25	25	2 00	12 50			05		550C	2
3009B	Cyl. front cover	1909-19						1 00	MH	690B	1
3009C	Cyl. front cover	1919-25	8 50					1 00	MH	690C	1
3010	Cyl. cover bolt and nut	1909-25						03		432	3
3011	Cyl. cover cap screw	1909-25	20	1 50	10 00			05		504	1
3012	Cyl. cover felt	1909-25	40	2 50	20 00			02		505B	1
3013	Cyl. cover liner	1909-19	15	1 00	7 50			02		505C	1
3013B	Cyl. cover liner	1919-25	15	75	6 00						
3014	Cyl. cover and crank case bolt and nut	1909-25									
3015	Cyl. water inlet con.	1909-25						30	MH	442B	1
3016	Cyl. inlet con. screw	1909-25	\$ 25	\$ 2 00	\$17 50	\$		03		597	2
3017	Time gear cover	1919-25						90	MH	1754B	1
3017B	Time gear cover	1919-21						90	MH	1754AR	1
3017C	Time gear cover gasket	1919-25		60	4 00			01		1775	1
3017D	Time gear cover plate	1919-25	40					05	MH	1773	1
3018	Cyl. water inlet gasket	1909-25	20	1 50				03	MH	596	1
3019B	Cyl. water jacket plug	1914-25	10	50				02		5919	2

*Not subject to regular discount.

Of the net amount at which parts marked "MH" are billed to purchasers who purchase direct from the Ford Motor Company, 40/41 represents the price of the goods and 1/41 represents excise tax.

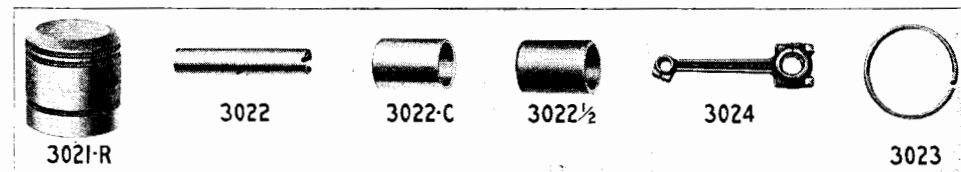
Part No.	Name of Part	Year	LIST PRICE			Tax Status	Fac. No.	No. Req. per Car
			Lots of 10 per lot	Lots of 100 per lot	Lots of 1000 per lot			



MOTOR—Continued

PISTON AND CONNECTING ROD

3021F...Piston and pin (2 lbs. 6 ozs.)	1909-24	\$12 50	\$1 30	MH	4473C	4
3021G...Piston and pin—.0025" O. S. (2 lbs. 6 ozs.)	1909-24	12 50	1 30	MH	4473DR	4



3021H...Piston and pin—.03125" O. S. (2 lbs. 6 ozs.)	1909-24	12 50	1 30	MH	4473ER	4
3021J...Piston and pin—.033" O. S. (2 lbs. 6 ozs.)	1909-24	12 50	1 30	MH	4473FR	4

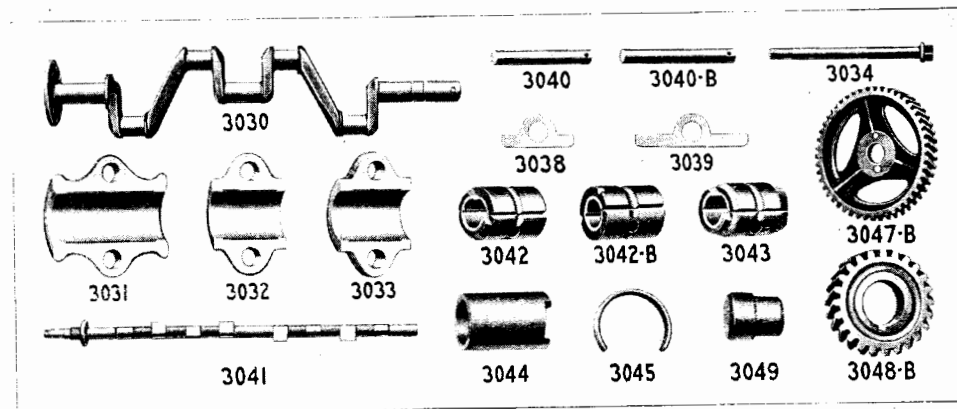
Of the net amount at which parts marked "MH" are billed to purchasers who purchase direct from the Ford Motor Company, 40/41 represents the price of the goods and 1/41 represents excise tax.

Part No.	Name of Part	Year	LIST PRICE			Tax Status	Fac. No.	No. Req. per Car
			Lots of 10 per lot	Lots of 100 per lot	Lots of 1000 per lot			

MOTOR—Continued

PISTON AND CONNECTING ROD—Continued

3021K...Piston and pin—.005" O. S. (2 lbs. 6 ozs.)	1909-24	\$12 50	\$1 30	MH	4473GR	4
3021R...Piston and pin(2 lbs.)	1909-25	12 50	1 30	MH	4473H	4
3021S...Piston and pin—.0025" O. S. (2lbs.)	1909-25	12 50	1 30	MH	4473IR	4
3021T...Piston and pin—.005" O. S. (2lbs.)	1909-25	12 50	1 30	MH	4473JR	4
3021U...Piston and pin—.03125" O. S. (2 lbs.)	1909-25	12 50	1 30	MH	4473KR	4
3021V...Piston and pin—.033" O. S. (2 lbs.)	1909-25	12 50	1 30	MH	4473LR	4
3021W...Piston and pin—.010" O. S. (2 lbs.)	1909-25	12 50	1 30	MH	4473MR	4
3022...Piston pin	1909-25				419B	4
*3022½...Piston pin bushing (pair)	1923-25	\$17 50	20		668AR	4
††3022C...Piston pin bushing (pair)	1923-25	17 50	20		668B	4
3023...Piston ring	1909-25	1 35	12 00	15	422C	12
3023B...Piston ring .031" O. S.	1909-25	1 35	12 00	15	422ER	12
3023C...Piston ring .010" O. S.	1909-25	1 35	12 00	15	422DR	12
3023D...Piston ring .038" O. S.	1909-25	1 35	12 00	15	422FR	12
††3024...CONNECTING ROD	1909-25	11 00	1 20	MH	641B	4
*3024B...Connecting Rod	1909-25	11 00	1 20	MH	641AR	4
3025...Con. rod cap bolt	1909-25	40	3 00	\$20 00	489B	8
3026...Con. rod cap bolt nut	1909-25	30	1 50	12 00	490	8
3029...Con. rod clamp screw	1909-25	25	2 00	03	578	4
3024C...Con. rod—heavy type	1909-20	9 00	1 00	MH	641	4



CRANK SHAFT AND CAM SHAFT

3030...CRANK SHAFT	1909-25		8 00	MH	498B	1
3031...C. S. rear bearing cap	1909-25	4 50	50		405AR	1
3031B...C. S. rear bearing cap	1909-25	4 50	50		405AR	1
3032...C. S. front bearing cap	1909-25	3 50	40		406B	1
3032B...C. S. front bearing cap	1909-25	3 50	40		406B	1
3033...C. S. center bearing cap	1909-25	3 50	40		407B	1
3033B...C. S. center bearing cap	1909-25	3 50	40		407B	1
3034...C. S. bearing bolt—center and front	1909-25	90	7 50	10	408	4
3035...C. S. bearing bolt nut	1909-25	Order 2551B				

†Used with 3000C cylinder on cars not equipped with starter.
 ††Connecting rods of present design requiring new bearings will be exchanged by dealers at 60c each.
 *Special rod for crankshafts worn .025" undersize. *O. D. .934" ††O. D. .872"
 §Light type piston. †Rough babbitted.

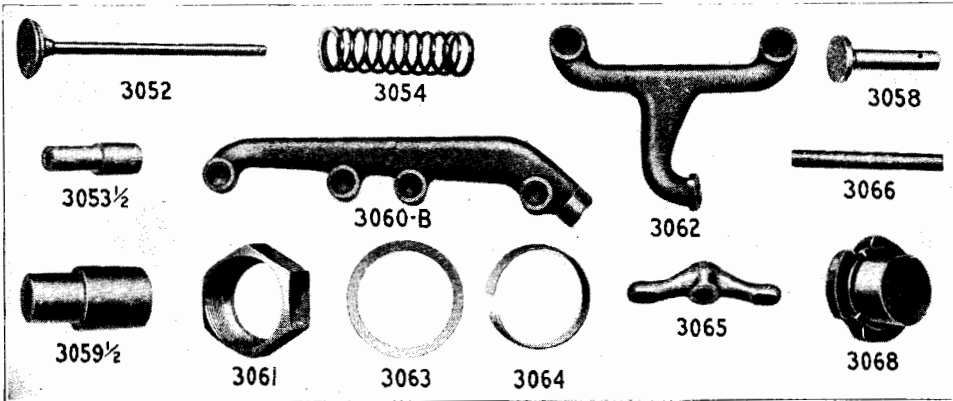
Of the net amount at which parts marked "MH" are billed to purchasers who purchase direct from the Ford Motor Company, 40/41 represents the price of the goods and 1/41 represents excise tax.

Part No.	Name of Part	Year	LIST PRICE			Tax	Fac.	No. Req. per Car
			Lots of 10 per lot	Lots of 100 per lot	Lots of 1000 per lot			

MOTOR—Continued

CRANK SHAFT AND CAM SHAFT—Continued

3036	C. S. rear bearing bolt	1909-25	\$0 90	\$7 50		\$0 10		478	2
3038	C. S. bearing liner—center and front	1909-25		40	\$ 2 00		01	502B	8
3039	C. S. rear bearing liner	1909-25		40	2 00		01	503B	1
3040	C. S. starting pin	1909-20	30	2 00			05	529B	1
3040B	C. S. starting pin	1920-25	30	2 00			05	529C	1
3041	CAM SHAFT	1909-25	22 50			2 50	MH	410	1
3042	Cam shaft front bearing	1909-24				40		411AR	1
3042B	Cam shaft front bearing	1924-25				40		411B	1
3043	Cam shaft center bearing	1909-25				40		412B	1
3044	Cam shaft rear bearing	1909-25				15		413	1
3045	Cam shaft bearing ring	1909-25	15	1 00	7 50	03		534	2
3046	Camshaft bear g set screw	1909-25	7 50	3 00	25 00	05		414	2
3047B	Time gear—large	1909-25	7 50			90	MH	415B	1
3048B	Time gear—small	1909-25	5 00			60	MH	416B	1
3049	Cam shaft gear dowel pin	1909-25	15	1 25		02		417	2
3050B	Cam shaft gear lock nut	1909-25	80	7 50		10		4453	1
3051	Small time gear key	1909-25	25	1 50	12 00	03		477	1



VALVES, PUSH RODS, EXHAUST AND INLET MANIFOLDS


3052	Valve	1909-25		12 00		15	MH	424B	8
3052B	Valve— $\frac{1}{4}$ " O. S. stem	1909-25		12 00		15	MH	424AR	8
3053 $\frac{1}{2}$	Valve bushing	1909-25				25		423	8
3054	Valve spring	1909-25		3 50	30 00	05		431	8
3056	Valve spring seat	1909-25		50	4 00	05	(Set of 8)	420	8
3057	Valve spring seat pin	1909-25		25	2 00	10	of 8	429	8
3058	Push rod	1909-25	90	8 00		05	MH	426B	8
3058B	Push rod— $\frac{1}{4}$ " O. S. stem	1909-25	90			10	MH	426AR	8
3059 $\frac{1}{2}$	Push rod bushing	1909-25				25		427	8
3060B	Exhaust manifold	1913-25				1 25	MH	4483	1
3061	Exhaust pipe pack nut	1909-25		18 00		20		518	1
3062	Inlet pipe	1909-25				1 00	MH	512B	1
3063	Inlet and exh. pipe gasket	1909-25	15	1 20	8 00	02	MH	513	6
3064	Inlet and exh. pipe gland	1909-25		75	6 00	01		514	6
3065	Inlet and exh. pipe clamp	1909-25				10	MH	515	4
3066	Inlet and exh. clamp stud	1909-25	30	2 50		05		516	4
3066B	Inlet and exh. clamp stud nut	1909-25	20	1 25	7 50	03		517	4
3068	Breather pipe	1909-25	80	6 00		10	MH	4468	1

CRANK CASE AND CYLINDER VALVE COVER

3069B	C. C. front end support	1911-17				1 00		801C	1
3069C	C. C. front end support	1917-25	6 00			75		801D	1
3070B	C. C. & cyl. gasket—L	1909-25	30	2 50		05	MH	886	1
3071B	C. C. & cyl. gasket—R	1909-25	30	2 50		05	MH	887	1
3072	C. C. & cyl. cover cap screw	1909-25	25	1 50	10 00	03		1388	2
3073	C. C. arm bolt—side	1909-25	30	2 25	20 00	05		479	2

Of the net amount at which parts marked "MH" are billed to purchasers who purchase direct from the Ford Motor Company, 40/41 represents the price of the goods and 1/41 represents excise tax.

Part No.	Name of Part	Year	LIST PRICE			Tax	Fac.	No. Req. per Car
			Lots of 10 per lot	Lots of 100 per lot	Lots of 1000 per lot			



MOTOR—Continued

CRANK CASE AND CYLINDER VALVE COVER—Continued

3073B	C. C. arm bolt—side (Truck)	1918-25				\$0 03		TT479	2
3074	C. C. arm bolt—top	1909-25				05		940	2
3074B	C. C. arm bolt nut	1909-25							
3074C	C. C. arm bolt—top (Truck)	1918-25						TT940	2
3075B	C. C. frt. bearing & spring clip Assy	1921-25				80		2921B	1
3076B	C. C. front bearing and spring clip	1921-25				60		320C	1
3076C	C. C. front bearing and spring clip nut	1921-25							
3077	C. C. front bearing cap	1909-25				80	7 00		321
3078	C. C. front bearing screw	1909-21				35	3 00		322
3078B	C. C. front bearing screw	1921-25							

†When ordered to replace old style C. C. front frame bearing also order 2-3008, 2-3076C, 2-3078C, 1-3664, 1-3810 and 2-753 cotter.

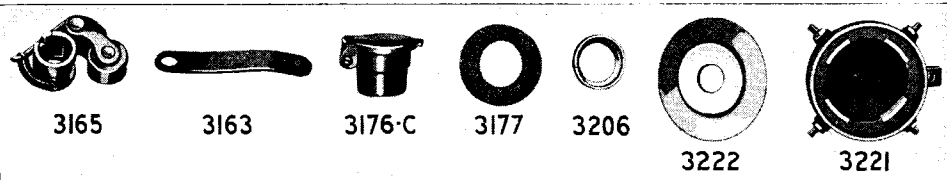
Of the net amount at which parts marked "MH" are billed to purchasers who purchase direct from the Ford Motor Company, 40/41 represents the price of the goods and 1/41 represents excise tax.

Part No.	Name of Part	Year	LIST PRICE			Each	Tax Status	Fac. No.	No. Req. per Car
			Lots of 10 per lot	Lots of 100 per lot	Lots of 1000 per lot				

MOTOR—Continued

CRANK CASE AND CYLINDER VALVE COVER—Continued

3078C.	C.C. front bearing lock washer	1921-25		\$0 50	\$ 3 50	\$0 01		5636	2
3079	C. C. oil cock	1909-25		12 00		15		1515	2
3080	C. C. drain cup plug	1909-25							
3080B.	C. C. drain cup plug gasket	1909-25	Order 2532	1 50	10 00				
3081	C. C. oil tube	1909-25		\$1 50		02.	MH.	4339	1
3083	C. C. arm block	1909-25				20.	MH.	543B	1
3084	Engine pan—right	1909-25		2 50		05.		890	2
3085	Engine pan—left	1909-25		2 50		30.	MH.	1330	1
3088B.	Engine pan and hood board bolt	1909-25		20	1 50	10 00			
3088C.	Engine pan and hood board bolt	1909-25		20	1 50	10 00	03.		4074
3088D.	Engine pan and hood board bolt—Truck	1918-25		20	1 50		03.		4073
3088E.	Engine pan and hood board bolt nut	1909-25			75	5 00			
3100	CRANK CASE	1912-25				11 00	MH.	1526E	1
3101	Crank case lower cover	1912-24				35.	MH.	1582	1
3101B.	Crank case lower cover reinforcement	1912-24				25.		4378-4379	1
3101C.	C. C. lower cover	1912-25				35.	MH.	1582B	1
3101D.	C. C. lower cover reinforcement	1924-25				25.		4378B-4379B	1
3102B.	C. C. lower cover gasket	1912-24		70	6 00		10.	MH.	1586
3102C.	C. C. lower cover gasket	1924-25		85	7 50		10.	MH.	1586B
3103	C. C. lower cover screw	1912-25		15	1 00	6 00	02.		4328
3110	Cylinder valve cover	1912-21				15.	MH.	656A	2
3110B.	Cylinder valve cover	1921-25		1 75	15 00		20.	MH.	656B
3111B.	Cyl. valve cover gasket	1912-21		30	2 50	20 00	05.	MH.	660A
3111C.	Cyl. valve cover gasket	1921-25		60	4 50	40 00	10.	MH.	660B
3112	Cyl. valve cover screw	1912-25			2 00		03.		654
3114	C. C. arm with rivets	1909-25				30		815B	2
3115	C. C. arm rivet	1909-25				doz. 05		312	



COMMUTATOR


3162	Com. case support bolt	1912-19				05.		4441	1
3162B.	Com. case support bolt	1919-25				05.		1756	1
3163	Com. case spring	1912-25				05.		689	1
3165	Com. brush only	1912-25		1 50	13 50		20.	4481	1
3176C.	Com. oiler	1919-25		40	2 50		05.	480C	1
3177	Com. felt ring	1912-25		15	75		02.	5930	1
3206	Com. brush cap	1909-25		15	1 00		02.	468B	1
3207	Com. brush cap pin	1909-25			50		01.	466	1
3210	Com. contact point nut	1910-25			50		01.	472B	8
3220	Com. lock nut	1909-25		25	2 00		03.	471	1
3221	Com. case with fibre	1912-25		5 50	50 00		60.	5908	1
3222	Com. shield	1912-25			125		02.	5923	1

MAGNETO AND FLY WHEEL

3250D.	Magneto coil assembly	1915-25				6 00		5941B	1
3252	Magneto spool support screw	1909-25	Order 3371	25	2 00	15 00			
3254	Magnet bolt	1909-25				03.		537B	16
3255	Magnet bolt washer	1911-25			50		01.	624	16
3257	Magnet support	1909-25		30	2 00		05.	535C	16
3260	Magneto contact assy	1909-25		1 50	13 50		20.	MH.	1545
3261B.	Magneto contact nut	1909-25			50		01.	1508	2

Of the net amount at which parts marked "MH" are billed to purchasers who purchase direct from the Ford Motor Company, 40/41 represents the price of the goods and 1/41 represents excise tax.

Part No.	Name of Part	Year	LIST PRICE			Each	Tax Status	Fac. No.	No. Req. per Car
			Lots of 10 per lot	Lots of 100 per lot	Lots of 1000 per lot				



MAGNETO AND FLY WHEEL—Continued

3261C.	Magneto contact screw washer	1909-25		\$0 50		\$0 01		1565	1
3262	Magneto contact spring	1909-25		\$0 30	2 00		05.	1509	1
3262B.	Magneto contact screw and spring assembly	1919-25		7 50		10.		4350	3
3266	Magneto contact fibre screw	1909-25		50		01.		1505	3
3267	Magneto primary insulating block	1915-25				03.		4382	
3267B.	Magneto contact insulator	1919-25		3 00		05.		1503B	
3267C.	Magneto contact insulator shell	1919-25				03.		8611	
3268	Fly wheel ring gear	1919-25		8 00		90.	MH.	1885	1
3269C.	Fly wheel	1911-19							
3269G.	Fly wheel	1919-25	(Order 3269G and 3268)			5 00	MH.	701C	1
3269H.	Fly wheel with ring gear and magnets assembled	1919-25				15 00	MH.	5946B	1
3270	Fly wheel cap screw	1909-25		80	7 00		10.	721	4
3271	Fly wheel dowel pin	1909-25		40	3 00		05.	722	2
3272B.	Mag. coil support steel shim—small (.025" thick)	1909-25				75		584B	4
3273	Mag. coil support steel shim—small (.015" thick)	1909-25				75		590	
3274	Mag. coil support paper shim—large	1909-25		50			01.	589	
3275	Mag. coil support paper shim—small	1909-25		25			01.	4487	
3276B.	Magneto (16)	1915-25				set 4 00		5933	16
3277	Magnet clamp	1911-25		25	1 60		03.	623	16
3278	Magnet clamp screw	1911-25		1 50	\$14 00		02.	625	16
3279	Magneto contact washer	1909-25		75			01.	560	1

Of the net amount at which parts marked "MH" are billed to purchasers who purchase direct from the Ford Motor Company, 40/41 represents the price of the goods and 1/41 represents excise tax.

Part No.	Name of Part	Year	LIST PRICE			Tax	Fac.	No. Req. per Car
			Lots of 10 per lot	Lots of 100 per lot	Lots of 1000 per lot			
3301	Trans. reverse plate	1909-25						
3304	Trans. reverse gear bushing	1909-25						
3306	Trans. rev. and S.S. rivet	1909-25						
3311	Trans. slow speed plate assy.	1909-25						
3313	Trans. slow speed gear bushing	1909-25						
3314½	Trans. triple gear shaft	1911-25						
3315	Trans. triple gear shaft rivet	1909-25						
3317	Trans. triple gear shaft bushing	1911-25						
3320-C	Trans. driven gear sleeve	1909-25						
3321	Trans. driving plate screw	1909-25						
3327-B	Trans. driving plate rivet	1909-25						
3328	Trans. clutch disc—small	1909-25						
3329	Trans. clutch disc—large	1909-25						
3331	Trans. gear shaft	1909-25						
3332	Trans. clutch disc drum	1909-25						
3333	Trans. clutch disc drum key	1909-25						
3334	Trans. clutch disc drum set screw	1909-25						
3336	Trans. clutch push ring	1909-25						
3337	Trans. clutch finger	1909-25						
3337-B	Trans. clutch finger screw	1909-25						
3340	Trans. clutch spring support	1909-25						
3341	Trans. clutch spring thrust ring pin	1909-25						
3344	Trans. clutch shift	1909-25						

TRANSMISSION

3300B	Transmission assy.	1919-25				\$30 00	MH	744C	1
3301	Trans. reverse plate assy.	1909-25				2 40	MII	747	1
3304	Trans. reverse gear bushing	1909-25				40		705	1
3305	Trans. rev. and S.S. rivet	1909-25				doz. 05		708	8
3306	Trans. slow speed plate assy.	1909-25				2 30	MII	748	1
3309	Trans. slow speed gear bushing	1909-25				30		745	1
3310	Trans. brake drum rivet	1909-25				doz. 05		711	8
3311	Trans. brake drum assy.	1909-25				2 40	MH	750	1
3313	Trans. triple gear assy.	1909-25				1 40	MH	751B	3
3314½	Trans. triple gear shaft bushing	1911-25				\$1 80		716B	3
3315	Trans. triple gear shaft rivet	1909-25				15	MH	715AR	3
3316	Trans. triple gear shaft bushing	1909-25						720	24
3317	Trans. driven gear sleeve	1909-25				70	MH	713	1
3318	Trans. driven gear key	1909-25				\$2 50		714	2
3320C	Trans. driven gear sleeve bushing	1909-25				1 50		712	2
3320D	Driven gear sleeve washer	1909-25				40		776	3
3321	Trans. driving plate screw	1909-25				3 25	MH	749	1
3323	Trans. driving plate screw	1909-25						736	8
3325	Trans. driving plate rivet	1909-25						772	1
3327B	Trans. driving plate bush	1909-25				90		727	12
3328	Trans. clutch disc—small	1909-25				90		728	13
3329	Trans. clutch disc—large	1909-25						723B	1
3331	Trans. gear shaft	1909-25				1 25	MH	725B	1
3332	Trans. clutch disc drum	1909-25						726B	1
3333	Trans. clutch disc drum key	1909-25				3 50		752	1
3334	Trans. clutch disc drum set screw	1909-25				4 00		770	1
3336	Trans. clutch push ring	1909-25						732B	3
3337	Trans. clutch finger	1909-25				3 00		756	1
3337½	Trans. clutch finger screw	1909-25						765	3
3337B	Trans. clutch finger and screw	1909-25						735	3
3338	Trans. clutch finger pin	1909-25				01		737	1
3340	Trans. clutch spring support	1909-25				25		738	1
3341	Trans. clutch spring thrust ring pin	1909-25						739	1
3344	Trans. clutch shift	1909-25				50		733	1

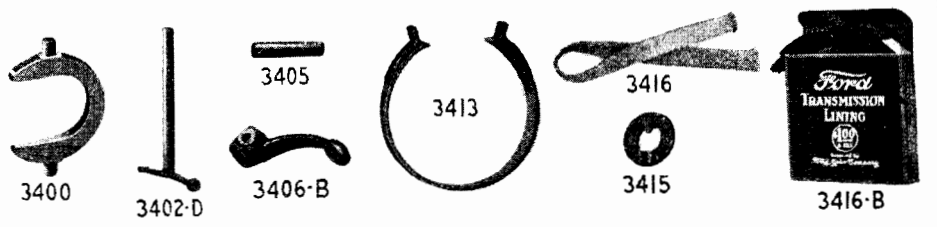
†When using short bushing in making repairs remove driving plate key.

Of the net amount at which parts marked "MH" are billed to purchasers who purchase direct from the Ford Motor Company, 40/41 represents the price of the goods and 1/41 represents excise tax.

Part No.	Name of Part	Year	LIST PRICE			Tax	Fac.	No. Req. per Car
			Lots of 10 per lot	Lots of 100 per lot	Lots of 1000 per lot			
3368	Trans. cover bolt	1909-25						
3369	Trans. cover gasket (front)	1909-25						
3378	Trans. cover door	1911-25						
3380	Trans. cover door gasket	1911-25						
3379-B	Trans. cover rear plate	1919-25						
3381	Trans. cover front plate	1919-25						
3363	Trans. cover rear plate	1919-25						
3377-B	Trans. cover front plate	1919-25						
3376-B	Trans. cover front plate	1919-25						

TRANSMISSION COVER

3362	Trans. cover bolt	1909-25				\$2 00	\$15 00	\$9 03	79
3362B	Trans. cover bolt nut	1909-25							
3363	Trans. cover gasket (front)	1909-25				Order 2515			
3367	Trans. cover door screw	1909-25				\$0 30	2 50		05
3368	Universal ball cap (rear)	1909-25				15	1 00	7 50	02
3369	Universal ball cap (front)	1909-25				7 50			30
3371	Universal ball cap screw	1909-25				25	1 75	15 00	03
3372	Universal ball cap bolt and nut	1909-25							
3375	Trans. cover screw	1909-25				Order 3362 and 2515			
3376B	TRANS. COVER	1919-25				Order 3072			
3377B	Trans. cover gasket	1909-25				80	7 00		7 00
3378	Trans. cover door	1911-25							10
3379B	Trans. cover door gasket	1911-25				40	3 50		15
3380	Starter drive cover	1919-25							05
3381	Starter drive cover gasket	1919-25				20	1 50		03
3382	Trans. cover rear plate	1919-25				30			05
3383	Trans. cover front plate	1919-25				40			05



TRANSMISSION CONTROL

3400	Trans. clutch release ring	1909-25							20
3402D	Clutch lever and shaft	1913-25							30
3403	Clutch lever screw	1909-25							
3403B	Clutch lever screw nut	1909-25							
3405	Clutch lever pin	1909-25							60
3406B	Clutch release fork—Rorl	1913-25							01
3406C	Clutch release fork pin	1913-25							15
3411	Clutch lever clevis pin	1909-25							
3413	TRANSMISSION BAND ASSEMBLY	1909-25							
3413B	Trans. band assy (detach.)	1925							
3414	Trans. band ear (detach.)	1925							

†When ordered to replace cover on cars below 2044100 also order 3402D clutch lever and shaft.

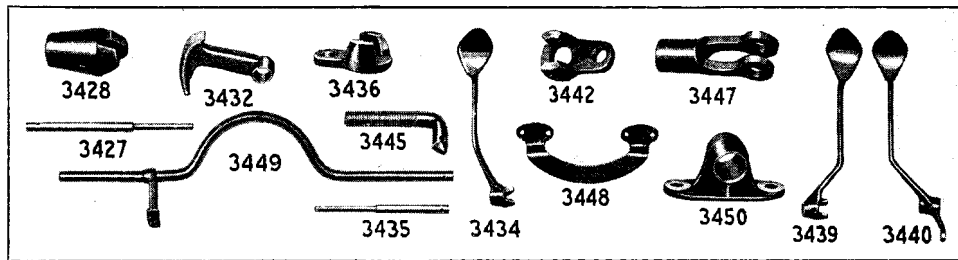
Of the net amount at which parts marked "MH" are billed to purchasers who purchase direct from the Ford Motor Company, 40/41 represents the price of the goods and 1/41 represents excise tax.

Part No.	Name of Part	Year	LIST PRICE			Tax	Fac. No.	No. Req. per Car
			Lots of 10 per lot	Lots of 100 per lot	Lots of 1000 per lot			

TRANSMISSION CONTROL—Continued

TRANSMISSION BANDS—Continued

3415	Trans. band washer	1909-25	\$0 15	\$ 1 25		\$0 03	840	2
3416	Trans. band lining	1909-25		20 00		25	MH 1562	3
3416B	Trans. band lining—set of 3 inc. rivets—in carton	1909-25	8 00	70 00		1 00	MH 1564	1
3419	Trans. band adj. screw	1909-25		7 50		10	1533AR	1
3419B	Trans. band adj. screw	1925		12 50		15	1533B	1
3420	Trans. band adj. screw nut	1909-25	30	2 50		05	1532	1
3421B	Trans. band ear iron rivet	1909-25			\$2 00	05 doz.	843	9
3421C	Trans. band ear iron rivet	1925			2 00	05 doz.	846	6
3422B	Trans. band brass rivet	1909-17			3 60	05 doz.	844B	6
3423B	Trans. band brass rivet	1909-25			2 50	05 doz.	845B	24
3425	Trans. band spring	1909-25	15	1 25		03	841B	3
3426	Trans. band adj. nut	1909-25	25	2 00		05	851	2
*3419C	Trans. band adj. screw extension	1925				10	1535R	1



PEDALS AND CONTROLLER SHAFT

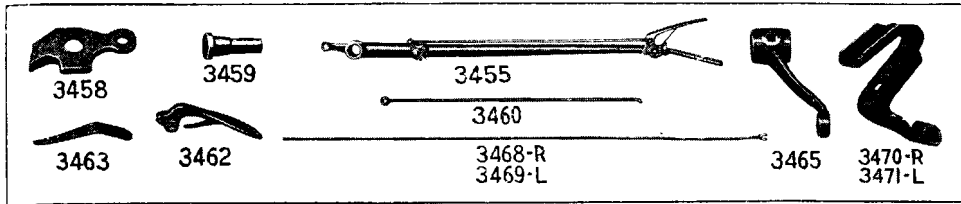
3427	Slow speed shaft	1909-25				15	MH 848BR	1
3427B	Slow speed shaft	1925				15	MH 848C	1
3428	Slow speed notch	1909-25				25	MH 4327	1
3429	Slow speed notch pin	1909-25		60		01	1560	1
3432	Speed lever	1909-25				10	MH 862B	1
3434	Reverse pedal	1909-25				50	MH 4324	1
3435	Brake and rev. pedal shaft	1909-25				15	MH 849B	2
3436	Brake and rev. pedal support	1909-25				15	4325	2
3437	Brake and rev. support bolt	1909-25	25	2 00		50	1534	2
3437B	Brake and rev. support bolt nut	1909-25						
3439	Brake pedal	1909-25				50	MH 4323	1
3440	Clutch pedal	1909-25				50	MH 854B	1
3441	Pedal pin	1909-25						
3442	Clutch pedal support	1909-25				15	4326	1
3443	Clutch pedal support bolt	1909-25	25	2 00		05	1536	1
3443B	Clutch pedal support bolt nut	1909-25						
3445	Slow speed connection	1909-25	40	3 50		05	1540	1
3446	Slow speed con. lock nut	1909-25						
3447	Slow speed con. clevis	1909-25	60	5 00		10	802	1
3448	Controller quadrant	1909-25				20	MH 309B	1
3449	Con. shaft with speed lever	1909-25				60	MH 1557	1
3450	Controller shaft bracket	1909-25				15	MH 311	2
3452	Controller shaft bracket bolt	1909-25	25	2 00	15 00	03	315	4
3452B	Controller shaft bracket bolt nut	1909-25	15	1 25	9 00	02	316	4

HAND BRAKE

3455	Hand brake lever	1909-25				1 00	MH 1550	1
3456B	Hand brake lever pin	1909-25						
3457	Hand brake lever key	1909-17				03	874	1
3458	Hand brake lever pawl	1909-25				05	875	1
3459	Hand brake lever pawl pin	1909-25		50		01	876	1
3460	Hand brake lever pawl rod	1909-25				10	MH 877	1
3462	Hand brake lever pawl lift assembly	1909-25				10	4363	1

*For use when 3419 is used in connection with detachable ear band.
Of the net amount at which parts marked "MH" are billed to purchasers who purchase direct from the Ford Motor Company, 40/41 represents the price of the goods and 1/41 represents excise tax.

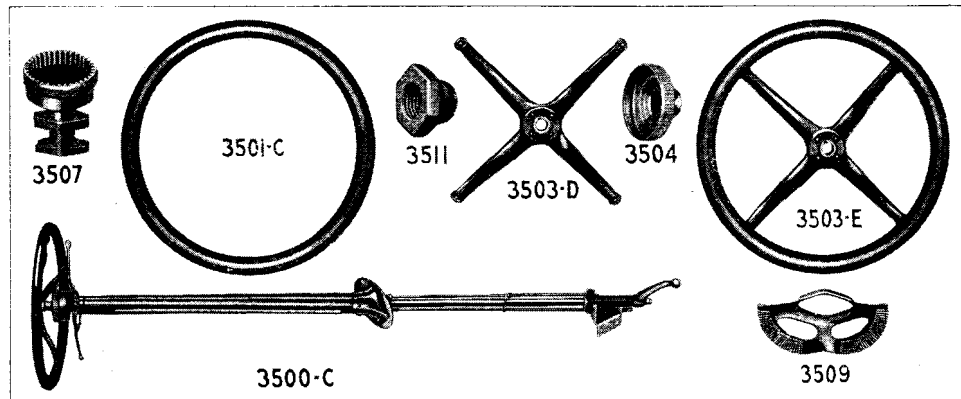
Part No.	Name of Part	Year	LIST PRICE			Tax	Fac. No.	No. Req. per Car
			Lots of 10 per lot	Lots of 100 per lot	Lots of 1000 per lot			



TRANSMISSION CONTROL—Continued

HAND BRAKE—Continued

3463	Hand brake lever pawl lift spring	1909-25				\$02	888	1
3465	Hub brake lever	1909-25				15	MH 864	1
3466	Hub brake lever pin	1909-25						
3467	Hub brake lever clevis	1909-25						
3468	Hub brake pull rod—R	1909-25				30	MH 891B	1
3469	Hub brake pull rod—L	1909-25				30	MH 1513B	1
3470	Brake rod support—R	1909-25				10	1367C	1
3471	Brake rod support—L	1909-25				10	1398C	1
3472	Brake rod support bolt	1909-25				01	1308	2
3472B	Brake rod sup. bolt nut	1909-25						



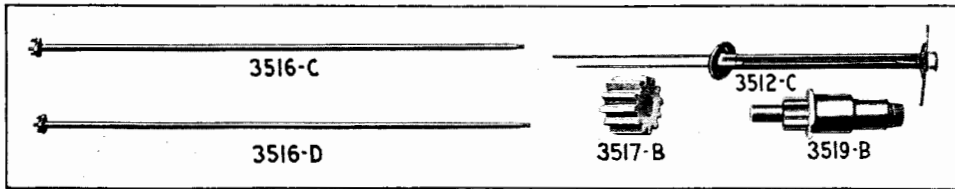
STEERING GEAR

STEERING WHEEL AND GEAR CASE

3500C	Steering gear assy	1911-25				10 00	MH 5044	1
3500D	Steering gear assy (5 to 1)	1909-25				10 00	MH 5044B	1
3501C	Steering gear rim	1920-25				70	901C	1
3502	St. gear rim screw	1909-25				01	6849	4
3503D	St. gear spider	1920-25				50	MH 902C	1
3503E	St. gear spider and rim	1909-25				1 25	MH 995A2	1
3503F	St. gear spider & rim (17")	1925				1 25	MH 995B	1
3504	St. gear cover	1909-25				30	MH 5039	1
3505	St. gear cover screw	1909-25				01	910	1
3506	St. gear cover bushing	1909-25				15	914	1
3506B	St. gr. drv. pinion washer	1909-25				05	5026	1
3507	St. gr. int. gear case and bushing	1909-25				1 25	MH 5036	1
3509	St. gear quadrant	1909-25				15	MH 906B	1
3510	St. gear quadrant rivet	1909-25				01	5041	2
3511	St. gear wheel nut	1909-25				10	913	1

Of the net amount at which parts marked "MH" are billed to purchasers who purchase direct from the Ford Motor Company, 40/41 represents the price of the goods and 1/41 represents excise tax.

Part No.	Name of Part	Year	LIST PRICE			Tax	Fac. No.	No. Req. per Car
			Lots of 10 per lot	Lots of 100 per lot	Lots of 1000 per lot			

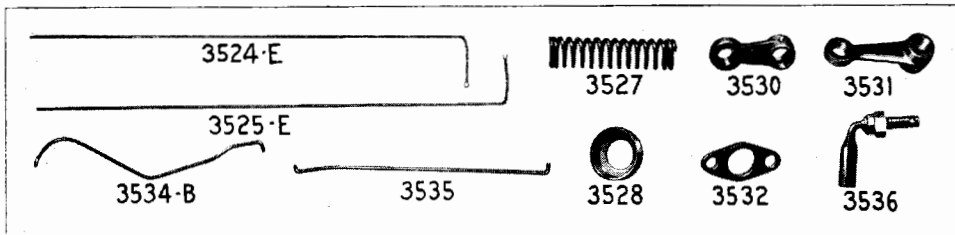


STEERING GEAR—Continued

STEERING GEAR TUBING AND POST

3512C...	St. gear tubing assy.	1912-25				\$4 00	MH	5016	1
3513C...	St. tubing flange screw	1913-25				03		5018	3
3514...	St. tub. flange screw nut	1913-25	\$0 15	\$1 00	\$7 50	02		926	1
3516C...	St. gear post	1912-21				1 75	MH	5043	1
3516D...	St. gear post	1921-25				1 75	MH	5043B	1
3516E...	Steering gear post (5 to 1)	1925				1 75	MH	5043C	1
3517...	St. gear pinion	1909-25				15	MH	916	3
3517B...	Steering gear pinion (5 to 1)	1925				15	MH	916B	3
3518...	St. gear pinion pin—short	1909-25				02		917	2
3518B...	St. gear pinion pin—long	1921-25				02		918	1
3519...	St. gear drive pinion	1909-25				30	MH	911	1
3519B...	St. gear drive pinion assy. (5 to 1)	1925				45	MH	915	1
3520...	St. gear drive pinion key	1909-25	20	1 00		03		909	1
3523...	St. gear post castle nut	1909-25							

Order 2551B



STEERING GEAR THROTTLE AND SPARK RODS

3524E...	Throttle rod	1912-25				30	MH	5038	1
3525E...	Spark rod	1912-25				30	MH	5037	1
3527...	Spark & throttle rod spring	1909-25		1 00		02		935	2
3528...	Spark & throttle rod collar	1909-25	15	1 00		02		936	2
3529...	Spark & throttle rod pin	1909-25		50		01		937	5
3530...	Spark rod lever	1909-25	80	6 00		10	MH	946	1
3531...	Throttle rod lever	1909-25	80	6 00		10	MH	947	1
3532...	Spark & throttle rod guide	1909-25				05		938	1
3534B...	Commutator pull rod	1912-25	75			10	MH	2082	1
3535...	Carburetor pull rod	1909-25	75	6 00		10	MH	1329	1
3536...	Ball and socket joint	1909-21	85	7 50		10		1326	1
3537...	Ball and socket joint nut	1909-21	15	1 00		02		1327	1


STEERING GEAR BRACKET

3539B...	St. brkt. with bushing	1911-25	6 00			75	MH	996	1
3539C...	St. brkt. with bushing—truck	1918-25	6 00			75	MH	TT996	1
3540...	Brkt. bolt and nut—long	1909-25							
3541...	Brkt. bolt and nut—short	1911-25							
3544...	St. brkt. felt washer	1909-25		80		02		943	1
3545...	St. brkt. bushing	1909-21				20		944-5027	1

Order 3073 and 2515
Order 3074 and 2515

Of the net amount at which parts marked "MH" are billed to purchasers who purchase direct from the Ford Motor Company, 40/41 represents the price of the goods and 1/41 represents excise tax.

Part No.	Name of Part	Year	LIST PRICE			Tax	Fac. No.	No. Req. per Car
			Lots of 10 per lot	Lots of 100 per lot	Lots of 1000 per lot			



STEERING GEAR—Continued

STEERING GEAR BRACKET—Continued

3545B...	St. brkt. bushing	1921-25				\$0 10		944	1
3546...	St. brkt. block	1909-25				10		945	1
3546B...	St. brkt. block—Truck	1918-25				10		TT945	1
3547...	St. gear ball arm	1909-25				40	MH	929B	1
3548...	St. gear ball arm key	1909-25	\$0 25	\$1 50	\$12 00	03		930	1
3549...	St. brkt. dust cap—Truck	1918-25				05		TT5044	1

BODY PARTS

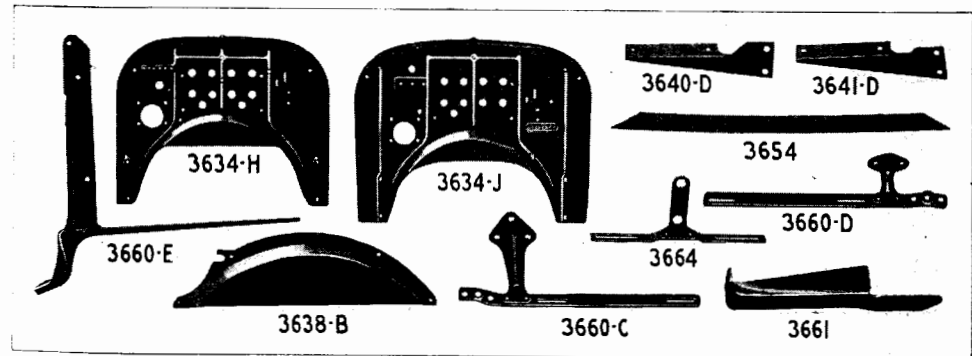
BODY BRACKETS

3601B...	Body brkt. on body	1910-25				10		1624	6
3601C...	Body brkt.—front—R	1921-25				20		7267B	1
3601D...	Body brkt.—front—L	1921-25				20		7268B	1
3601E...	Body bracket—rear	1913-25				05		5650	2
3601F...	Body bracket—rear—R	1921-25				20		7137C	1
3601G...	Body bracket—rear—L	1921-25				20		8001B	1
3602E...	Body brkt. con. bolt	1916-25				03		2431	6
3602F...	Body brkt. con. bolt nut	1916-25							

Order 2719

FLOOR BOARDS

3624E...	Front floor rubber mat	1915-25	8 50			90	MH	7299	1
3626C...	Floor board with plate (first)	1915-25				50	MH	4200	1
3627C...	Floor board with plate (second)	1915-25				50	MH	4201	1
3628B...	Floor board with plate (third)	1915-25				65	MH	7104	1
3630...	Floor board forward plate for pedals	1909-25				10	MH	1400C	1
3632...	Floor board rear plate for pedals	1909-25				10	MH	1095C	1
3633...	Floor board plate for side lever	1909-25				05	MH	1094B	1



DASH

3634D...	Dash	1913-14	7 00	MH	5336	1
3634E...	Dash	1915-16	5 00	MH	7462	1
3634H...	Dash—steel	1917-25	2 50	MH	8754B	1
3634J...	Dash—steel	1923-25	2 50	MH	8754C	1
3638B...	Dash shield	1919-22	10		5432B	2
3639...	Dash weatherstrip—side	1917-22	05		8747	1
3639B...	Dash weatherstrip—top	1917-22	15		8752R	1

Of the net amount at which parts marked "MH" are billed to purchasers who purchase direct from the Ford Motor Company, 40/41 represents the price of the goods and 1/41 represents excise tax.

Part No.	Name of Part	Year	LIST PRICE			Each	Tax Status	Fac No.	No. Req. per Car
			Lots of 10 per lot	Lots of 100 per lot	Lots of 1000 per lot				
STARTING CRANK									
3901	Starting crank handle	1909-22				8	15	520	1
3902	Starting crk. handle bolt	1909-22	\$0 60	\$ 5 00			10	521	1
3903	Starting crank sleeve	1909-22	60	4 00			10	523	1
3905	Starting crk. ratchet pin	1909-25	25	2 00	\$15 00		05	4491	1
3906	Starting crank ratchet	1909-25	1 50			20	MH	528B	1
3908	Starting crank spring	1909-25	20	1 00			03	626	1
3909	Starting crk. handle sprg	1915-22	15	1 00			02	5911	1
3910	Starting crank assy	1909-25				40	MH	5931	1

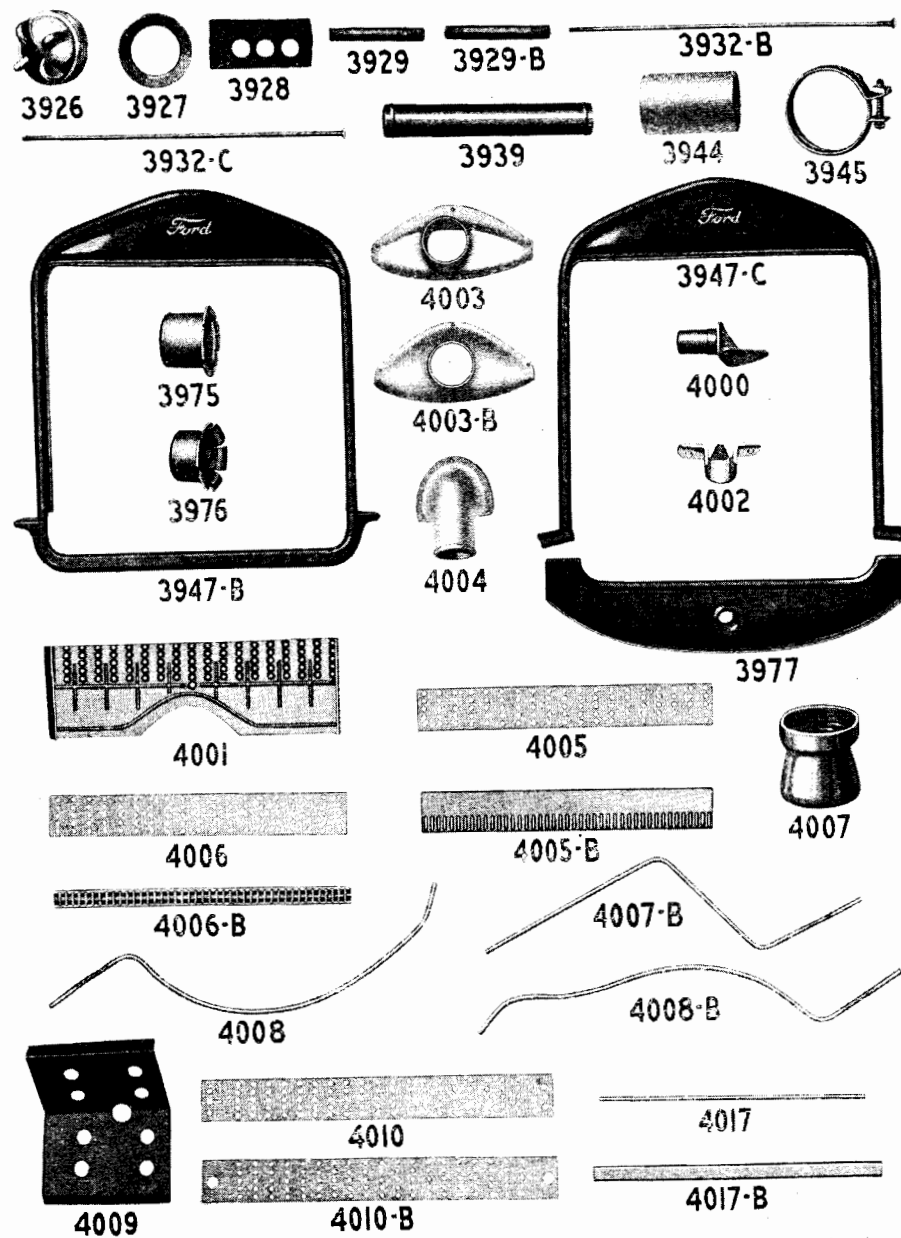
RADIATOR—THERMO SYPHON

3925	Radiator	1909-16				15	00	MH	1100C	1
3925B	Radiator	1917-23				16	00	MH	8700B	1
3925C	Radiator less shell	1917-23				15	00	MH	8736B	1
3925D	Radiator	1923-25				15	00	MH	8700D	1
3925E	Radiator—less shell	1923-25				14	00	MH	8736E	1
3926	Radiator cap	1909-25	1 25	11 50		15	00	MH	8714	1
3927	Radiator cap gasket	1909-25	18	1 50		02			1117	1
3928	Radiator pad	1909-19				05	MH	1105	2	
3929	Radiator stud	1909-19				05		1162A	2	
3929B	Radiator stud	1919-25	45	4 00	35 00	05		1162B	2	
3929C	Radiator stud nut	1909-25	20	1 50	12 00	03		1154	2	
3930	Radiator stud spring	1909-25								
3931	Radiator stud washer nut	1909-25	20	1 50	12 00	03		1161	2	
3932	Radiator rod	1909-23	1 00			15	MH	1111B	1	
3932B	Radiator rod	1923	1 00			15	MH	1111C	1	
3932C	Radiator rod	1923-25	1 00			15	MH	1111D	1	
3934	Radiator rod nut	1909-25								
3939	Outlet connection pipe	1909-25	2 00			25	MH	1121	1	
3940	Outlet connection cock	1909-25								
3944	Outlet connection hose	1909-25	90	7 50		10	MH	507B	2	
3945	Outlet con. hose clip	1909-25	30	2 50		05		554B	4	
3947B	Radiator shell	1917-23				1 00	MH	8737B	1	
3947C	Radiator shell	1923-25	8 50			1 00	MH	8737C	1	
3947D	Radiator shell (nickel)	1925				5 00	MH	8737DR	1	
3975	Rad. stud spring upper thimble	1919-25		1 50		02		1115	1	
3976	Rad. stud spring lower thimble	1919-25		2 00		03		1114	1	
3977	Radiator apron	1923-25				35	MH	8016	1	
3977B	Radiator apron (nickel)	1925				75	MH	8016BR	1	
4000	Bracket (rod on rad.)	1909-25				10		1125B	1	
4001	Bottom (up. tank)	1917-25				55		8706	1	
4001B	Bottom (up. tank)	1924-25				55		8706	1	
4002	Clasp (hood on rad.)	1909-25				02		1109B	1	
4003	Con. (inlet)	1917-23	1 50			20		8712-AR	1	
4003B	Con. (inlet)	1923-25	1 75			20		8712CR	1	
4004	Con. (outlet)	1910-25				25		1104B	1	
4005	Cover (lower tank)	1909-25				25		1134B	1	
4005B	Cover (lower tank)	1924-25				25		1134C	1	
4006	Fin	1909-25		5 00		10		1143	1	
4006B	Fin	1924-25				10		1143B	1	
4007	Flange (filler)	1917-25				25		8713	1	
4007B	Pipe (overflow)	1917-23				20		8718	1	
4008	Overflow pipe	1923-25				20		8718C	1	
4008B	Overflow pipe	1924-25				20		8718D	1	
4009	Plate (splash)	1916-25				10		8709	1	
4010	Support	1909-19				35		1126B	1	
4010B	Support	1920-25				35		1126C	1	
4011	Support (lower tank)	1909-19				05		1190	1	
4011B	Support (lower tank)	1920-25				05		1190B	1	
4011C	Support (lower tank)	1924-25				05		1190C	1	
4012	Support (up. tank) R.	1917-23				15		8750	1	
4012B	Support (up. tank) assy. R.	1923-25				20		8829A	1	
4012C	Support (up. tank) assy. R.	1924-25				20		8829B	1	
4013	Support (up. tank) L.	1917-23				15		8751	1	
4013B	Support (up. tank) assy. L.	1923-25				20		8830A	1	
4013C	Support (up. tank) assy. L.	1924-25				20		8830B	1	
4014	Tank complete (top)	1917-25				4 00		8723	1	
4014B	Tank complete (top)	1924-25				4 00		8723B	1	
4015	Tank (lower)					50		1137B	1	
4016	Top (up. tank) less filler flange	1916-25				40		8705	1	
4017	Tube	1917-23				05		8717	1	
4017B	Tube	1924-25				10		8717D	1	
4018	Wall (up. tank front)	1917-25				25		8707	1	
4019	Wall (up. tank rear)	1917-25				25		8708	1	
4020	Wall assy. (rear)	1917-25				50		8872	1	


†Flat tube design radiator.

Of the net amount at which parts marked "MH" are billed to purchasers who purchase direct from the Ford Motor Company, 40/41 represents the price of the goods and 1/41 represents excise tax.

RADIATOR—THERMO SYPHON



Part No.	Name of Part	Year	LIST PRICE			Tax Status	Fac. No.	No. Req. per Car
			Lots of 10 per lot	Lots of 100 per lot	Lots of 1000 per lot			



RADIATOR FAN

3960	Fan and pulley assembly	1909-20		\$1 25	MH	619	1
3961	Fan blade	1909-20		10		611	4
3961B	Fan blade rivets	1909-20		05		1566	16
3961C	Fan blade assembly	1920-25	\$2 00	\$ 1 50	doz.	25	MH 620
3962B	Dr. fan pulley with bush	1920-25	6 00			70	MH 618B
3963	Fan drive pulley	1909-20				25	MH 602A
3963B	Fan drive pulley	1920-25	2 50			30	MH 602B
3964	Fan belt—23"	1909-16	2 75	\$25 00	220 00	35	MH 609A
3964C	Fan belt—26"	1917-20	2 75	25 00	220 00	35	MH 609B
3964E	Fan belt—	1920-25	2 75	25 00	220 00	35	MH 609C
3966	Fan shaft	1909-20				25	MH 606A
3966B	Fan shaft	1920-25	1 75	12 50		20	MH 606B
3967	Fan bracket	1909-16	3 00			40	MH 604A
3967B	Fan bracket	1917-25	2 50			30	MH 604B
3968	Fan bracket bolt	1909-25	85	7 50		10	605
3970	Fan grease cup	1909-25	85	7 00		10	601
3973	Fan adjusting screw	1909-25	15	1 00		02	645
3973B	Fan adjusting screw nut	1909-25					
3974	Fan driven pulley bush	1917-20				15	8757A
3974B	Fan driven pulley bush	1920-25	1 00			15	8757B
3980	Fan pulley plug	1920-25	25	2 00		03	633
3981	Fan pulley gasket	1920-25	15	90		02	MH 634
3982	Fan shaft cap	1920-25	10	90		02	635
3983	Fan shaft felt washer	1920-25	15	1 00		02	637
3984	Fan blade screw	1920-25		60	5 00	01	652
3985	Fan blade screw washer	1920-25					
3986	Fan shaft nut	1920-25					


MUFFLER

4025B	Muffler assembly	1909-25		2 25	MH	1200C	1
4026B	Muffler head—front	1917-20		35		1202C	1
4026C	Muffler head—front	1921-25		10		1202D	1
4027	Muffler shell—outer	1909-25		25		1203	1
4028	Muffler shell—middle	1909-25		20		1204	1
4029	Muffler shell—inner	1909-20		20		1205	1
4030	Muffler rod	1909-17		10		1206A	3
4030B	Muffler rod	1917-20		10		1206B	1
4031	Muffler rod nut	1909-20					
4032	Muffler head retainer	1921-25		02		1210	1
4033	Muffler head retainer bolt and nut	1921-25					
4035	Muffler head bolt washer	1921-25		doz. 05		925	1
4037B	Long exhaust pipe	1909-20		1 25	MH	1214A	1

*Quantity prices will apply on any assortment of these three belts.

Of the net amount at which parts marked "MH" are billed to purchasers who purchase direct from the Ford Motor Company, 40/41 represents the price of the goods and 1/41 represents excise tax.

Part No.	Name of Part	Year	LIST PRICE			Tax Status	Fac. No.	No. Req. per Car
			Lots of 10 per lot	Lots of 100 per lot	Lots of 1000 per lot			



MUFFLER—Continued

4037C	Long exhaust pipe	1920-25		\$1 40	MH	1214B	1
4040B	Muffler head—rear	1917-21		35		1201D	1
4040C	Muffler head—rear	1921-25		20		1201E	1
4041B	Muffler head to frame bolt and nut	1921-25					

Order 3074 and 2515



HOOD

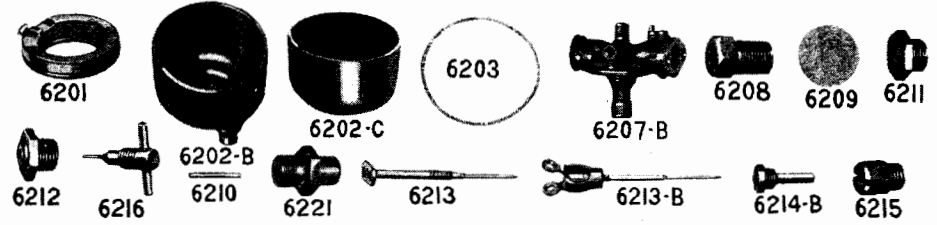
4050	Hood	1909-16		8 00	MH	1300	1
4050B	Hood	1917-23		6 00	MH	8726	1
4050C	Hood	1923-25		6 00	MH	8726B	1
4051	Hood handle	1909-25		05		1314	2
4052	Hood clip	1909-16		10		1310	4
4052B	Hood clip	1917-25		05		8731	4
4053	Hood clip spring	1909-16		02		1311	4
4053B	Hood clip spring	1917-25		02		8734	4
4056B	Hood block—left	1917-23	\$1 15	1 00		30	8742
4056C	Hood block—left	1923-25	2 50			30	8742B
4057B	Hood block—right	1917-23	2 50			30	8741
4057C	Hood block—right	1923-25	2 50			30	8741B
*4060C	Hood pad (on dash)	1917-22	70	5 00		08	MH 8711AR
*4060D	Hood pad (on r.a.l. shell)	1917-25	1 35	10 00		15	MH 8710
*4060E	Hood pad (on dash)	1923-25	70	5 00		08	MH 8711B
4061B	Hood clasp (on dash)	1917-20	10	3 50		05	8720AR
4061C	Hood clasp (on dash/screw)	1917-23				02	8763
4061D	Hood clasp (on dash)	1920-23		35	2 50	05	8720BR
4061E	Hood clasp (on dash)	1923		35	2 50	05	8720C
4061F	Hood clasp (on dash)	1923-25		35	2 50	05	8720D
4073	Hood bl support—front R	1917-23				05	8743
4073B	Hood bl support—front R	1923-25				05	8743B
4074	Hood bl support—front L	1917-23				05	8744
4074B	Hood bl support—front L	1923-25				05	8744B

*Less than 100 yards .08 per yard—100 yards or more .06 per yard.

Of the net amount at which parts marked "MH" are billed to purchasers who purchase direct from the Ford Motor Company, 40/41 represents the price of the goods and 1/41 represents excise tax.

Part No.	Name of Part	Year	LIST PRICE			Tax	Fac. No.	No. Req. per Car
			Lots of 10 per lot	Lots of 100 per lot	Lots of 1000 per lot			
4075	Hood bl support—rear—R1917-23					\$0 05	8745	1
4075B	Hood bl support—rear—R1923-25					05	8745B	1
4076	Hood bl support—rear—L1917-23					05	8746	1
4076B	Hood bl support—rear—L1923-25					05	8746B	1

HOOD—Continued



CARBURETOR

FORD CARBURETOR MODEL ("NH")

6200B	Carburetor	1920-25	\$40 00	4 50	MH	553A4		
6200C	Carburetor	1925	40 00	4 50	MH	553B2		
6201	Float with lever	1920-25	2 00	25		6333B		1
6202B	Float chamber and bushing assy	1920-25		50		6318B		
6202C	Float chamber	1923-25		30		4802F		
6203	Float chamber gasket	1920-25		03		555B		
6204	Spray nozzle gasket	1920-25	\$0 50	01		4820B		
6205	Mixer chamber gasket	1920-25		02		6367B		
6206	Throttle lever							
6206B	Aux. throttle lever							
6207B	Mixer chamber	1920-25		2 50		6343R		
6208	Adj. needle clamp nut	1920-25		05		4812B		
6208B	Carb. spray needle adj. nut			05	NT	4812D		
6209	Throttle plate	1920-25		02		4517B		
6210	Float lever pin	1920-25		01		6320B		
6211	Float chamber screw	1920-25		05		6284		
6212	Float valve seat	1920-25	40	05		6321B		
6213	Spray needle assembly	1920-25	1 00	15		6335B		
6213B	Carb. spray needle assy			30	NT	6335E		
6214B	Spray nozzle	1920-25	1 50	20		6341C		
6215	Air passage vent plug	1920-25		10		6273R		
6216	Drain valve plug assy	1916-25		10		6329		
6217	Throttle lever stop screw							
6218	Aux. throttle lever spring							
6219	Float valve seat gasket	1920-25		01		6322C		
6220	Gasoline inlet needle	1920-25						
6221	Drain valve body	1923-25		15		6328D		

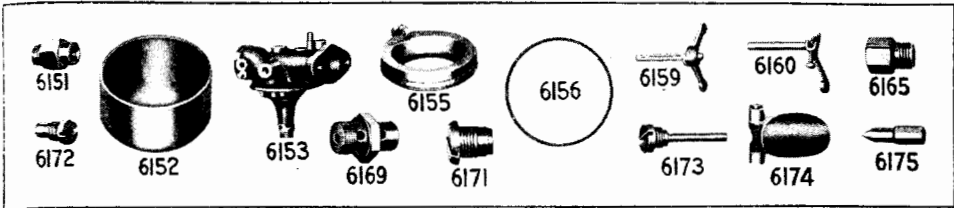
KINGSTON CARBURETOR (MODEL "L-4")

6150	Carburetor	1921-25	40 00	4 50	MH	553A1		1
6151	Drain valve body	1921-25		15		6328C		
6152	Float chamber	1921-25		50		4802E		
6153	Mixing chamber	1921-25		2 50		6340G		
6154	Carb. inlet elbow							
6155	Float with lever	1921-25	3 00	40		6333G		1
6156	Float chamber gasket	1921-25		05		555D		
6157	Mix chamber gasket	1921-25		05		6367E		
6158	Float valve seat gasket	1921-25		03		6322F		
6159	Constant air supply lever assy	1921-25		30		6327D		
6160	Throttle lever assy	1921-25		30		4836D		
6161	Spray needle assembly	1921-25						
6162	Drain valve body clamp nut	1921-25		05		6395		
6163	Mix. chamber nut	1921-25		10		4810C		
6164	Constant air supply spring							
6165	Spray needle sleeve	1915-25		20		4812C		
6166	Float lever pin	1915-25		02		6320C		

†Use with mixing chamber having slots at bottom.
‡Used with dash adjustment.

Of the net amount at which parts marked "MH" are billed to purchasers who purchase direct from the Ford Motor Company, 40/41 represents the price of the goods and 1/41 represents excise tax.


Part No.	Name of Part	Year	LIST PRICE			Tax	Fac. No.	No. Req. per Car
			Lots of 10 per lot	Lots of 100 per lot	Lots of 1000 per lot			



CARBURETOR Continued

KINGSTON CARBURETOR (MODEL "L-4")—Continued

6167	Constant air supply plate	1921-25				Order 6068		
6168	Throttle plate	1921-25				Order 6209		
6169	Drain valve plug assy	1915-25					\$0 10	6329B
6170	Throttle lever adj. screw					Order 6120		
6171	Air valve stop assy	1921-25					15	6397
6172	Float valve seat	1921-25					20	6321E
6173	Air valve shaft assy	1921-25					20	6381B
6174	Air valve	1921-25					30	6355B
6175	Gasoline valve	1921-25	\$2 00				30	6324D



FORD CARBURETOR PARTS (MODEL "G")

4451A	Float with lever	1914-21		25		6333AR		1
4452A	Spray needle assembly	1914-21	1 00	15		6335AR		1
4453A	Gasoline inlet needle	1914-21	1 00	15		6324A		1
6041	Mix chamber	1914-20		2 50		6340AR		
6042	Mix chamber top	1912-14-20		40		4801R		
6043	Mix chamber top screw	1912-20		02		4808R		
6044	Mix chamber top gasket	1914-20		01		6317R		
6044B	Mix chamber bottom gasket	1912-20		03		6367AR		
6045	Mix chamber nut	1912-20		07		4810AR		
6046	Float chamber & bush	1914-20		50		6318AR		
6047	Float lever pin	1914-20		03		6320AR		
6048	Float valve seat	1914-20		10		6321AR		
6049	Float valve seat gasket	1914-20		01		6322A		
6051	Spray needle clamp nut	1912-20		05		4812AR		
6052	Spray nozzle	1914-20		30		6341AR		
6053	Spray nozzle gasket	1912-14-20		01		4820AR		
6055	Gas inlet elbow	1913-20	1 00	15		4859		
6057	Low speed tube with nut	1915-20		15		6360R		
6058	Low speed tube retaining screw	1912-14-20		03		4814R		
6060	Low speed boss screw	1912-14-20		03		4816R		
6061	Strangling tube	1912-14-20		15		4817R		
6062	Strangling tube retainer	1912-14-20		02		4818R		
6064	Throttle lever stop screw	1911-21		02		4520A		
6065	Throttle lever clamp scr.	1911-19		02		4521AR		
6068	Throttle plate	1912-14-20		10		4517AR		
6070	Throttle lever	1912-14-20		10		4836B		
6070B	Throttle lever—over-size	1912-14-20		10		4836AR		
6071	Throttle lev. adj. lock nut	1911-20		02		4528R		

Of the net amount at which parts marked "MH" are billed to purchasers who purchase direct from the Ford Motor Company, 40/41 represents the price of the goods and 1/41 represents excise tax.

Part No.	Name of Part	Year	LIST PRICE			Tax	Fac. No.	No. Req. per Car
			Lots of 10 per lot	Lots of 100 per lot	Lots of 1000 per lot			

CARBURETOR—Continued.

FORD CARBURETOR PARTS (MODEL "G")—Continued

6074	Aux. throttle plate	1915-20				\$0 03		6337AR	
6076	Aux. throttle lever spring	1914-20				02		6342A	
6077	Aux. throttle lever assy.	1914-21				15		6327A	
4463	Float lever holding screw nut	1912-19				02		4805AR	
4464	Float lever holding screw	1913-19				03		4853AR	
6081A	Drain valve plug assy.								

Order T-6216

Parts for 1909-13 Carburetors supplied by Holley Kerosene Carburetor Co., Detroit, Mich.



KINGSTON CARBURETOR PARTS (MODEL "L-2")

6101A	Carburetor float assy.	1917-21	60					6333FR	1
6102	Throttle lever	1913-20	30					4836CR	
6103A	Constant air supply lever	1913-20	30					6327CR	
6104	Gas valve cap	1910-16	20					3005	
6105A	Air valve cap	1915-16	30					6357AR	
6105B	Air valve cap	1917-20	30					6357BR	
6106A	Float chamber	1917-20	1 00					4802DR	
6107A	Mix chamber	1917-20	2 50					6340FR	
6108	Mix chamber gasket	1913-16	15					6367CR	
6108A	Mix chamber gasket	1917-20	05					6367DR	
6109	Throttle gate								
6110A	Constant air supply gate	1915-20	10					6337CR	
6111	Mix chamber nut	1913-20	10					4810BR	
6114	Gas valve retainer nut	1910-16	10					3027	
6115	Spray needle assembly	1910-21	40					6335D	1
6118A	Float to lever screw	1917-20	03					4853B	
6120	Throttle lever adj. screw	1913-20	03					4520B	
6121	Throttle lev. clamp screw	1910-20	03					4521BR	
6122	Gas valve operating lever shaft	1913-16	15					6320DR	
6123	Air valve shaft	1915-20	20					6381AR	
6124A	Spray needle sleeve								
6125	Constant air supply spring	1913-20	05					6342C	
6126	Float valve seat	1915-16	20					6321CR	
6126A	Float valve seat	1917-20	20					6321DR	
6127A	Gasoline valve	1917-21	30					6324CR	
6128	Air valve	1915-20	30					6355AR	
6129	Float valve seat gasket	1915-16	03					6322DR	
6129A	Float valve seat gasket	1917-20							

Use 6068

Order 6165

Order 6049

Parts for 1909-16 Carburetors supplied by Bryne Kingston Co., Kokomo, Ind.

CARBURETOR ATTACHMENTS

4127A	Carburetor adj. rod brkt.	1909-22	05					1357R	1
4129A	Carb. adjusting rod	1909-25	10					MH 7920	1
4129C	Carb. adj. rod & knob assy.—25 1/8" Cp., Tudor, Fordor	1925	25					MH 6102	
4130	Carb. flange bolt	1909-25							
4130B	Carb. flange bolt nut	1909-25							
4131	Carb. adj. rod sleeve	1925							
4132	Carb. univ. joint spider	1925							
4134	Carb. flange gasket	1909-25	\$0 20	\$31 50					
4431	Carb. priming rod	1909-25		3 50					
4582	Carb. hot air pipe	1912-25		15 00					
4583	Priming bell crank	1919-25							
4585	Priming rod plate—Coupe	1919-20							
4586	Priming rod plate—Sedan	1919-20							
4587B	Priming rod—17 1/8"	1919-22	1 00						
4588B	Priming rod—13 1/8"	1919-22	1 00						
*4588C	Priming rod—16 1/8"	1922	1 00						

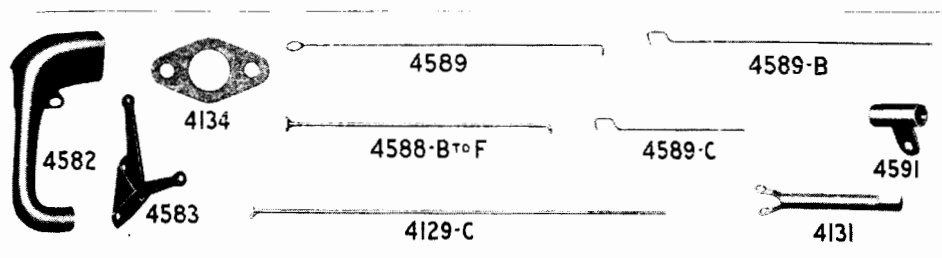
Order 3072

Order 3066B

*For Tudor and Fordor Sedan.

Of the net amount at which parts marked "MH" are billed to purchasers who purchase direct from the Ford Motor Company, 40/41 represents the price of the goods and 1/41 represents excise tax.

Part No.	Name of Part	Year	LIST PRICE			Tax	Fac. No.	No. Req. per Car
			Lots of 10 per lot	Lots of 100 per lot	Lots of 1000 per lot			



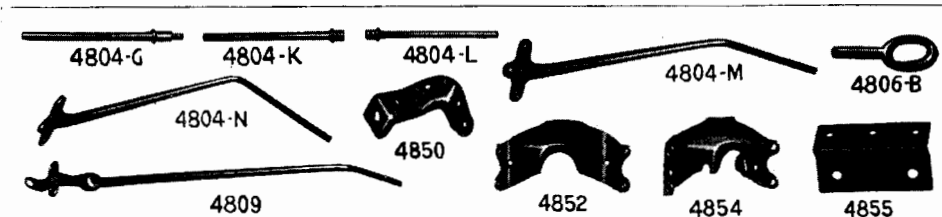
CARBURETOR ATTACHMENTS—Continued

4588D	Priming rod—13 1/8"	1923-25	\$ 1 00			\$0 15		MH 6627B	1
4588E	Priming rod—17 1/8"	1923-25	1 00			15		MH 6629C	1
*4588F	Priming rod—16 1/8"	1923-25	1 00			15		MH 6630B	1
4589	Priming rod—20 1/8"	1919-25				05		MH 8797B	1
4589B	Priming rod—14 1/8"	1922-25				05		MH 8797A	1
4589C	Choke lever rod	1925				02		MH 8797C	1
4590	Priming rod bumper	1925				01		NT 6115	
4591	Priming rod lift	1925				05		NT 6116	

FENDERS

FENDERS

4800B	Front fender—right	1917-23	35 00			4 00		MH 7976	1
4800C	Front fender—right	1923-25	35 00			4 00		MH 7976B	1
4801B	Front fender—left	1917-23	35 00			4 00		MH 7977	1
4801C	Front fender—left	1923-25	35 00			4 00		MH 7977B	1
4802F	Rear fender—right	1917-25	30 00			3 50		MH 8850	1
*4802G	Rear fender—right	1922-25	32 50			3 75		MH 7730	1
†4802H	Rear fender—right	1923-25	35 00			4 00		MH 8850B	1
4803F	Rear fender—left	1917-25	30 00			3 50		MH 8851	1
*4803G	Rear fender—left	1922-25	32 50			3 75		MH 7731	1
†4803H	Rear fender—left	1923-25	35 00			4 00		MH 8851B	1



FENDER IRONS

4804D	Rear fender iron—R. & L.—T. C.	1913-25	1 50			20		5405	2
4804E	Rear fender iron—right Cp. & Rbt.	1913-23				60		5563AR	1
4804F	Rear fender iron—left Cp. & Rbt.	1913-23				60		5390AR	1
4804G	Rear fender iron—R. or L.—Sedan	1916-17				25		8154AR	2
4804K	Fender iron—R. or L.—Sedan	1918-25				15		8154B	2
4804L	Rear fender iron—T. C.	1921-25				10		7395	21
4804M	Rear fender iron—right	1923-25	5 50			60		5563B	1
4804N	Rear fender iron—left	1923-25	5 50			60		5390B	1
4809	Front fender iron—R or L	1909-25	5 50			60		343	2

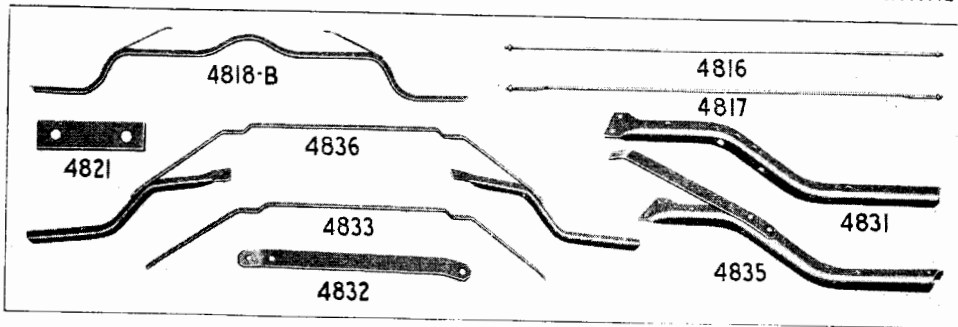
*For Fordor and Tudor.

†For Coupe.

‡Used with steel dash.

Of the net amount at which parts marked "MH" are billed to purchasers who purchase direct from the Ford Motor Company, 40/41 represents the price of the goods and 1/41 represents excise tax.

Part No.	Name of Part	Year	LIST PRICE			Tax Status	Fac. No.	No. Req. per Car	
			Lots of 10 per lot	Lots of 100 per lot	Lots of 1000 per lot				
FENDERS - Continued									
FENDER BOLTS, NUTS AND BRACKETS									
4805B	Rear fender iron bolt	1915-25	\$3 20	\$1 20	\$7 00	\$3 03	7171	6	
4805C	Rear fender iron bolt nut	1915-25	15	1 00	6 00	02	341	4	
4806B	Fender eye bolt	1909-25		4 50	40 00	05	1942	4	
4806C	Fender eye bolt washer	1909-25		50	2 50	01	1943	4	
4806D	Fender eye bolt nut	1909-25							
4808	Front fender iron bolt (side)	1910-25		25	2 00	13 00	03	1323	2
4808B	Front fender iron bolt (bottom)	1910-25		25	2 00	13 00	03	347	2
4808C	Front fender apron to frame bolt	1915-25		15	1 25	8 00	03	4088	4
4808D	Front fender iron bolt nut	1910-25		15	1 25	8 00	03	4088	4
4808E	Front fender apron to frame bolt nut	1915-25							
4850	Frt. fender apron brkt.-R	1917-25				10	8854	1	
4851	Frt. fender apron brkt.-L	1917-25				10	8855	1	
4852	Frt. fender iron brkt.-R	1915-25				10	7984	1	
4853	Frt. fender iron brkt.-L	1915-25				10	7998	1	
4854	Rear fender iron bracket	1915-25				20	7483	2	
4855	Rear fdr to R.B. shield bkt	1915-25				05	7994	2	



RUNNING BOARD AND SHIELDS

4812	Running board-R	1909-25				1 25	MH	5418	1
4813	Running board-L	1909-25				1 25	MH	5480	1
4814C	R. B. shield-R	1917-25				2 40	MH	7986	1
4814D	R. B. shield-R	1922-24				2 40	MH	7747AR	1
4814E	R. B. shield-R	1924-25				2 40	MH	7747B	1
4815C	R. B. shield-L	1917-25				2 40	MH	7987	1
4815D	R. B. shield-L	1922-24				2 40	MH	7748AR	1
4815E	R. B. shield-L	1924-25				2 40	MH	7748B	1
4816	R. B. truss rod-front with nuts	1909-21				35	MH	5804	1
4817	R. B. truss rod-rear with nuts	1909-21				35	MH	5805	1
4817B	Truss rod nut	1909-21				03		339	4
4818B	R. B. bracket assy.	1909-21	20	1 50		1 10		2926	2
4819	R. B. to rear fender bolt	1909-20	15	1 25		03		1344B	4
4819B	R. B. to rear fender bolt	1921-25	20	1 50	10 00	03		8161	4
4819C	R. B. to rear fender nut	1909-25							
4819D	R. B. to rear fender nut	1909-25							
4820	R. B. to front fender bolt and nut	1909-20							
4820C	R. B. to front fender bolt	1921-25							
4821	R. B. to shield clamp	1919-25				05		5478	


RUNNING BOARD-TRUCK

4830	Running board-R, or L	1918-25				50	MH, TT	5418	2
4831	R. B. bracket	1918-25				35	TT	2926	4
4832	R. B. bracket and brace	1918-25				15	TT	2927	2
4833	R. B. bracket rear brace	1918-25				30	TT	2929	1
4834	R. B. bracket-rear	1918-25				35	TT	2925	
4835	R. B. bracket and brace assy.-frt.	1918-25				50		TT2928	
4836	R. B. bracket and brace assy.-rear	1918-25				1 10		TT2930	

*For Fordor and Tudor.

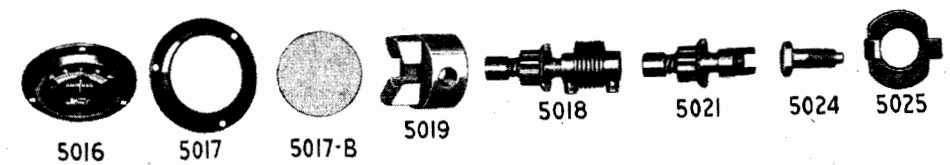
Of the net amount at which parts marked "MH" are billed to purchasers who purchase direct from the Ford Motor Company, 40/41 represents the price of the goods and 1/41 represents excise tax.

Part No.	Name of Part	Year	LIST PRICE			Tax Status	Fac. No.	No. Req. per Car	
			Lots of 10 per lot	Lots of 100 per lot	Lots of 1000 per lot				
FORD SPARK COIL									
5000	Coil (includes switch)	1909-22				\$8 65	MH	1383	1
5001	Coil (less switch)	1909-25				7 90	MH	1383B	1
5002	Coil box with cover	1914-22				2 25	MH	5858	1
5003	Coil box with cover	1919-25	\$14 00			1 50	MH	5858B	1
5004	Coil box cover	1915-25				25		7910	1
5005B	Switch cover	1918-22				10		5835B	1
5006	Switch plug	1914-22	20	\$ 1 50		05		5815A	1
5007	Coil unit	1914-25	14 50	140 00		1 60	MH	5845	4
5008	Vibrator	1914-25	50	4 00	\$30 00	10		6797	4
5008B	Vibrator and lower bridge assy.	1924-25	75	5 00	47 50	10		6737B	4
5009	Vibrator bridge	1914-25	70	6 00	52 00	10		6702	4



SWITCH

5010	Switch assembly (on coil)	1914-22				60	MH	5873	1
5012	Ignition switch (on instrument board)	1919-25	8 00			1 00	MH	7675E	1
5013B	Switch key-give serial number	1919-25	50	4 50	40 00	10		5815C	1
5014	Starting switch (on floor bd)	1919-25	4 50			55	MH	8792	1
5014B	Starting switch bracket bolt-long	1920-25		2 00		03		8760	1
5014C	Starting switch brkt assy	1923-24	2 50			30		8696	
5014E	Starting switch cover and plunger assy	1923-24	1 50			20		8698	
5015	Starting switch plunger extension	1919-25	50			10		8793	1




AMMETER

5016	Ammeter	1919-25	5 50	45 00		65	MH	7680	1
5017	Ammeter lens & rim	1919-25	1 50			20		8105	1
5017B	Ammeter lens	1919-25	40	3 00		05		8121	1

Of the net amount at which parts marked "MH" are billed to purchasers who purchase direct from the Ford Motor Company, 40/41 represents the price of the goods and 1/41 represents excise tax.

Part No.	Name of Part	Year	LIST PRICE			Tax	Fac. No.	No. Req. per Car
			Lots of 10 per lot	Lots of 100 per lot	Lots of 1000 per lot			
STARTER DRIVE								
5018	Starter drive	1919-25	\$36 00			\$4 00	1883	1
5019	Starter drive head	1919-25	4 00			50	2007	1
5020	Starter drive key	1919-25	15	\$ 1 00	\$ 7 50	02	1751	1
5021	Starter drive shaft & gear	1919-25				3 50	2026	1
5022	Starter drive spring	1919-25	2 50	20 00		35	2006	1
5023	Starter drive shaft spring screw	1919-25		2 25	21 00	03	1983	1
5024	Starter drive head spring screw	1919-25	30	2 50	22 50	05	1781	1
5025	Starter drive spring screw lock washer	1919-25		50	4 00	01	1782	2



Part No.	Name of Part	Year	LIST PRICE			Tax	Fac. No.	No. Req. per Car
			Lots of 10 per lot	Lots of 100 per lot	Lots of 1000 per lot			
WIRING								
5026	Spark plug wire 14 1/8"	1909-25	\$0 70	\$ 6 50		\$0 10	MH 1365	1
5027	Spark plug wire (also magneto to coil) 10 1/2"	1909-25	65	6 00		10	MH 1366	2
5028	Spark plug wire, 7"	1909-25	60	5 00		10	MH 1376	1
5030	Commutator wire	1909-22	7 50	70 00		80	MH 7502A	1
5030B	Commutator wire	1922-25	9 00	85 00		1 00	MH 7502C	1
5031	Com. wire (starter type)	1919-25	10 00	95 00		1 10	MH 7502B	2
5033B	Com. wire term. retainer	1921-25				01	2124	2
5033C	Wire on dash clip	1919-25				01	7688	7
5034	Ammeter to cutout wire—Sedan 33"	1919				15	MH 7683A	1
5035	Ammeter to cutout wire—Sedan 49"	1919-25	1 80			20	MH 7683B	1
5036	Ammeter to cutout wire—Coupe 23"	1919				15	MH 7684A	1
5037	Ammeter to cutout wire—Coupe 41"	1919-25	1 25			15	MH 7684B	1
5038	Ammeter to ignition switch wire	1919-25	80			10	MH 7681	1
5039	Gen. to cutout wire	1919	1 25			15	MH 7687	1
5040	Terminal block to switch wire	1919-25	60			10	MH 8894B	1
5041	Lighting wire	1919-25				90	MH 7682C	1
5041B	Lighting wire—truck	1921-25				1 00	MH TT7682B	1
5041C	Lighting wire	1922-25	4 50			50	MH 7661	1
5042	Switch wire—Sedan	1919-25	6 50			75	MH 7685B	1
5043	Switch wire	1919-25	6 00			70	MH 7686B	1
5043B	Switch wire	1922-25	3 50			40	MH 7660	1
5044	Terminal block	1919-22				05	1950AR	1
5044B	Terminal block	1923-25	60	5 00		10	1950B	1
5044C	Terminal block	1922				05	1951AR	1
5044D	Terminal block	1923-25	60	5 00		10	1951B	1
5045	Terminal block to dash screw	1919-25				01	2073	2
5046	Battery to switch cable—28 1/4"	1919-25	7 00			80	MH 1889B	1
5046C	Battery to switch cable—truck	1921-25	7 00			80	MH TT1889	1
5047	Battery to switch cable—34"	1920				75	MH 1889C	1
5047B	Battery to switch cable support—truck	1920-25	75			10	2116	1
5047C	Battery to switch cable support	1920-25	75			10	2112	1
5047D	Battery to switch cable support bush	1920-25				05	2113	1
5047E	Battery to switch cable sleeve	1921-25				05	2120	1
5048	Ground cable—20"	1919				70	MH 1890A	1
5049B	Ground connector	1919-25	2 50			30	MH 1890B	1
5050	Ground cable—11 1/2"	1920				60	MH 1890C	1
5051	Switch to motor cable	1919-25				50	MH 1891	1
5051B	Switch to motor cable sleeve	1921-25	2 50			30	2119	1
5052	Battery cable terminal bolt	1919-25		1 50		02	1937	2
5052B	Battery cable terminal bolt nut	1919-25		75		01	1938	2

STARTER PARTS

5056	Motor mount'g gasket	1919-25	15	1 20	\$11 00	02	MH 1768	1
5057	Gen. head gasket	1919-25	10	60	3 50	02	MH 1774	1
5058	Gen. m'nt'g short screw	1919-25	20	1 50	12 00	03	1755	1
5059	Bendix cover screw	1919-25		50	4 00	01	1765	1
5060	Term. blk. to wire screw	1919-25		50	4 50	01	2015	1
5061	Ammeter to plate screw	1919-25		50	4 00	01	5819	1
5062	Motor mounting screw	1919-25	15	1 00	7 50	02	5510	1

STARTING MOTOR AND PARTS

5099	Starting motor	1919-25				15 00	MH 1877	1
5100	Armature	1919-25	45 00			5 00	1940	1
5101	Cover band	1919-25	75	5 00		10	1801C	1
5102	Brush end bracket	1919-25				25	1868	1
5103	Bracket assy. mounting	1919-25				1 30	2037	1
5104	Brush	1919-25		17 00	140 00	20	1806	1
5105	Shaft rear bushing	1919-25				35	1759	1

*Used on cars without starter, with switch on instrument panel.
 †Armature may be exchanged with dealer at \$4.00.

‡Used with steel dash.

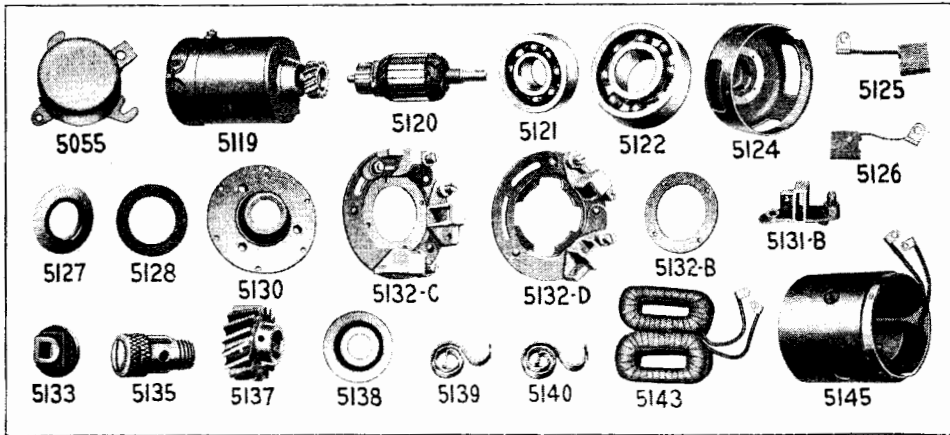
Of the net amount at which parts marked "MH" are billed to purchasers who purchase direct from the Ford Motor Company, 40/41 represents the price of the goods and 1/41 represents excise tax.

Of the net amount at which parts marked "MH" are billed to purchasers who purchase direct from the Ford Motor Company, 40/41 represents the price of the goods and 1/41 represents excise tax.

Part No.	Name of Part	Year	LIST PRICE			Each	Tax Status	Fac. No.	No. Req. per Car
			Lots of 10 per lot	Lots of 100 per lot	Lots of 1000 per lot				
5099									
5101									
5103									
5104									
5105									
5106									
5107									
5108									
5109									
5115									
5118									

STARTING MOTOR AND PARTS—Continued

5106	Shaft front bushing	1919-25		\$7 50		\$9 10		1789
5107	Field coil assembly	1919-25				2 50		1871
5108	Brush holder assembly	1919-25	\$4 00			45		1864B
5109	Terminal outer insulator	1919-25	15	1 00	\$7 50	02		1795
5110	Terminal inner insulator	1919-25		50	3 50	01		1794
5112	Terminal nut	1919-25	20	1 50	12 00	03		1791
5113	Field screw	1919-25	15	1 00	8 00	02		1788
5114	Brush end bracket to yoke screw	1919-25		75	4 00	01		1808
5115	Brush tension spring	1919-25	25	2 00		05		1809
5116	Terminal washer	1919-25		50		01		1792
5117	Terminal inner steel washer	1919-25		50		01		1798
5118	Motor yoke assembly	1919-25				3 50		1852



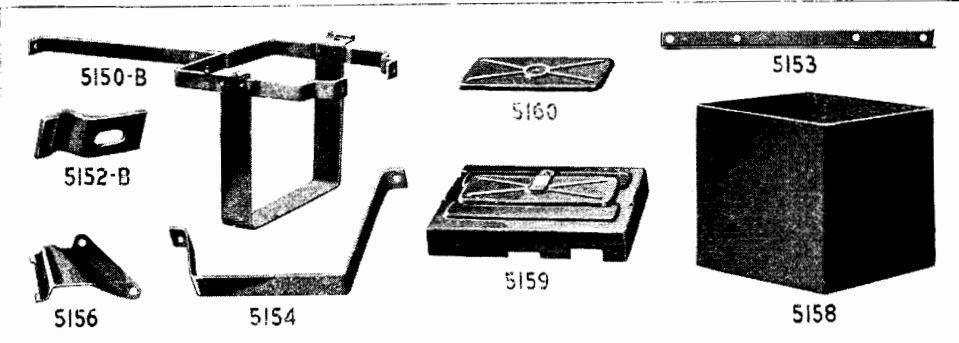
GENERATOR AND PARTS

5055	Cut-out (electric)	1919-25	8 00	70 00		1 00	MH	7677B	1
5119	Generator	1919-25				15 00	MH	1879	1
5120	Armature (less bearings)	1919-25	40 00	350 00		4 50		1925	1
5121	Small bearing	1919-25	10 00	95 00		1 10		1838	1
5122	Large bearing	1919-25	11 00	105 00		1 25		1841	1
5123	Terminal bolt	1919-25		1 50		03		1836	1
5124	Brush end bracket	1919-25				25		1894	1

†Also for generator. †Armature may be exchanged with dealer at \$4.00.

Of the net amount at which parts marked "MH" are billed to purchasers who purchase direct from the Ford Motor Company, 40/41 represents the price of the goods and 1/41 represents excise tax.

Part No.	Name of Part	Year	LIST PRICE			Each	Tax Status	Fac. No.	No. Req. per Car
			Lots of 10 per lot	Lots of 100 per lot	Lots of 1000 per lot				
GENERATOR AND PARTS—Continued									
5125	Large brush	1919-25	\$ 1 35	\$12 00	\$110 00	\$0 15			1844
5126	Small brush	1919-25	1 35	11 50	100 00	15			1845
5127	Large bearing disc	1919-25		2 00		03			1847
5128	Small bearing disc	1919-25	15	1 00		02			2033
5130	Head	1919-25				50			2044
5131B	Small brush holder	1919-25	90	8 00	70 00	10			1821
5132B	Brush holder ring	1919-25				03			1996
5132C	Brush holder assembly	1919-25		37 50		40			1865
5132D	Brush holder assembly less small brush holder	1919-24		27 50		30			1920
5133	Terminal outer insulator	1919-25	15	1 00	8 00	03			1827
5134	Terminal nut	1919-25	15	1 00	8 00	03			1818
5134B	Brush holder stud nut	1919-25		75	5 00	01			6754
5135	Oil	1919-25		4 00		05			1837
5136	Pinion to shaft pin	1919-25		50	4 00	01			1750
5137	Pinion	1919-25	3 00			35			1752
5138	Small brg. felt retainer	1919-25		1 00		02			1832
5139	Large brush spring	1919-25	30	2 50	20 00	05			1967
5140	Small brush spring	1919-25	30	2 50	20 00	05			1988
5141B	Small brush holder stud	1919-25	10	80	7 00	02			1823C
5142	Terminal washer	1919-25		50		01			1831
5142B	Small brush holder stud washer	1919-25		30	2 00	01			2058
5143	Field winding assembly	1919-25	14 00			1 50			1978
5144	Brush to terminal wire	1919-25		3 00		05			1851
5145	Gen. yoke assembly	1919-25				3 00			1887



BATTERY BRACKET AND PARTS

5150	Bracket assembly	1919-25							75	MII	8841AR	1
*5150B	Battery bracket assy.	1923-25							75	MII	8841B	1
5151	Clamp bolt	1919-25							03		8846	1
5151B	Clamp bolt nut	1919-25										
5152	Clamp	1919-23										
*5152B	Battery clamp	1921-25							40		8844AR	1
5153	Battery support angle—truck	1921-25	1 25								TT8816	1
5154	Battery box support—truck	1921-25	1 75								TT8817	1
5155	Battery clamp support—rear—truck	1921-25	1 75								TT8818	1
5156	Battery clamp support—front—truck	1921-25	1 75								TT8819	1
5158	Battery box—less cover	1921-25							75		7671	1
5159	Battery box cover assy.	1921-25	5 00						60		5491	1
5160	Battery box cover door	1921-25							10		5493	1

BATTERY (FORD)


5175	Battery	1919-25				116 50	MH	7670	1
5176	Battery case (wood)	1919-25	11 00			1 25		5434	1
5176B	Battery case (rubber)	1925				3 25		5434	1
5177	Cell connector	1919-25	80			10		5435	1
5178	Cell cover	1919-22				30		5436AR	1

†Following net prices apply to the Wholesale Trade:—From Dealer's Stock, lots of 4 or more \$12.00 ea. less than 4, \$12.38. From Ford Branch, lots of 100 or more \$10.00 ea., lots of 50, \$10.75 ea., lots of 8, \$11.50 ea. Dry batteries \$9.35 net ea. less than above price.

*Used with steel battery box.

Of the net amount at which parts marked "MH" are billed to purchasers who purchase direct from the Ford Motor Company, 40/41 represents the price of the goods and 1/41 represents excise tax.

Part No.	Name of Part	Year	LIST PRICE			Tax Each	Status
			Lots of 10 per lot	Lots of 100 per lot	Lots of 1000 per lot		



ELECTRIC HEADLAMPS—Continued

*8892BX	Dimmer assembly				\$) 50	MH
*8890X	Dimmer cover				10	
6572AX	Headlamp bulb—9 volt—18 c.p.—double contact—used with magneto without dimmer	1915-18	\$27 50		30	
6572HX	Headlamp bulb—6-8 volt—bright, 21 c.p., dim. 1 3/4 c.p.—double contact—double filament—used with T6576HX lens	1922-25	\$3 60	35 00	40	
6572KX	Headlamp bulb—6-8 volt—21 c.p.—double contact—used with dimmer T8892X without starter or dimmer T7320X with starter and T6576HX lens	1922-25		30 00	35	
L-5040	Headlamp bulb—6 volt—21 c. p. single contact (for Lincolns and other cars using single contact 6 volt bulb)		3 50	33 00	40	
6578X	Door lens gasket				03	
6576HX	Headlamp lens—refracting—in carton (Pair)			45 00	50	MH
6592X	Plug—with thimble			7 50	10	
6590AX	Reflector assembly		6 00		75	
6570BX	Reflector (dimmer type)				90	
6580X	Focusing screw				03	
6591X	Focusing screw spring				01	
6574X	Bulb socket		1 25		15	
6574BX	Head lamp plug socket				15	
6586X	Reflector spring				05	
7487BRX	Switch to terminal wire—11 3/4" long				05	MH
7489X	Lamp to lamp wire—40" long				10	MH
7490X	Lamp to ground wire—10 3/4" long				05	MH
2122X	Head lamp wire bushing				03	
4082X	Head lamp and tail lamp wire bushing				01	


SIDE AND TAIL LAMPS

6561X	Side oil lamp, per pair				4 50	MH
6568X	Tail lamp				2 50	MH
6568X	Oil tail lamp	1923-25			2 50	MH
7669X	Electric tail lamp assembly		8 00		90	MH
18786CX	Electric tail lamp and license brkt. assy.		9 00		1 00	MH
6484AX	Tail lamp red lens	1915-25			15	
6484BX	Electric tail lamp red lens		\$10 00		15	
6484CX	Elec. tail lamp red lens (celluloid)	1923-25			03	
6484DX	Oil tail lamp side lens (red)	1924-25			10	
6405CX	Electric tail lamp, white lens				15	MH
6405EX	Oil tail lamp door lens (white) Edmunds & Jones design	1924-25			15	
6405FX	Oil tail lamp door lens (white) J. W. Brown design	1924-25			15	

*Used on cars without starter with switch on instrument panel.
†Includes lamp.

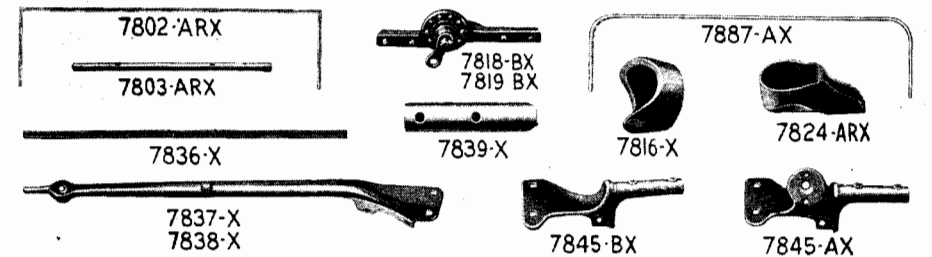
Of the net amount at which parts marked "MH" are billed to purchasers who purchase direct from the Ford Motor Company, 40/41 represents the price of the goods and 1/41 represents the excise tax.

Part No.	Name of Part	Year	LIST PRICE		Each	Tax Status
			Lots of 10 per lot	Lots of 100 per lot		



SIDE AND TAIL LAMPS—Continued

6406X	Electric tail lamp white lens retainer	1923				\$ 05
6406BX	Elec. tail lamp body and lens retainer	1923-25				05
6520X	Bulb (tail lamp and headlamp dimmer) 6-8 volt—2 1/2 c.p.—single contact	1919-25	\$1 80	\$15 00	20	
6495X	Electric tail lamp bulb socket					15
6495DX	Elec. tail lamp bulb socket assy.	1923-25				15
6414BX	Elec. tail lamp gasket	1923-25				02
6426X	Tail lamp wire terminal	1923-25				01
2107X	Tail lamp wire clip					01
2108X	Tail lamp wire spring					03
6409X	Tail lamp wire bushing assembly					03
6410X	Tail lamp wire bushing support					01
T8821X	Tail lamp to ground wire assembly					15
6599X	Side oil and tail lamp fount.					50
6956X	Side oil lamp door					50
6957X	Tail lamp door					50
6957BX	Tail lamp door					50
6966X	Tail lamp white lens and frame					20
6460X	Lamp burner					25
6483X	Side oil lamp door lens					15
6392X	Lamp wick					05



TOURING CAR AND TORPEDO WINDSHIELDS—1915-22

7840ARX	Windshield assembly				11 00	MH
7818BX	W S hinge assembly—right	1917-22			40	
7819BX	W S hinge assembly—left	1917-22			40	
7820BX	W S frame assembly—upper	1917-22			1 50	
7822BX	W S upper half assembly	1917-22			4 50	MH
7823ARX	W S lower half assembly	1915-22			5 25	MH
7802ARX	W S lower frame only	1915-22			1 00	
7803ARX	W S lower frame filler block	1915-22			20	
7839X	W S frame filler block	1915-17			15	
7888ARX	W S block (frame filler)—upper	1917-22			20	
7810X	W S hinge bolt	1915-16			03	
7845ARX	W S bracket—right	1915-22			50	

Of the net amount at which parts marked "MH" are billed to purchasers who purchase direct from the Ford Motor Company, 40/41 represents the price of the goods and 1/41 represents excise tax.

Part No.	Name of Part	Year	LIST PRICE			Tax Status
			Lots of 10 per lot	Lots of 100 per lot	Each	
TOURING CAR AND TORPEDO WINDSHIELDS—1915-22—Continued						
7845BX	W/S bracket—right	1919-22			\$0 50	
7846ARX	W/S bracket—left	1915-22			50	
7846BX	W/S bracket—left	1919-22			50	
7824ARX	W/S glass clamp	1915-22			02	
7887X	W/S frame—upper	1917-22			75	
3827X	W/S top snap loop	1915-22			02	
1154X	W/S hinge bolt nut	1915-22	Order 3929C			
2449BX	W/S glass clamp screw	1915-22			01	
2257BX	W/S hinge to frame screw	1915-22			02	
292X	W/S hinge spring		Order 2742			
7851ARX	W/S upper glass stop—nickel	1915-22			20	
7852ARX	W/S lower glass stop—nickel	1915-22			20	
7808X	W/S hinge thimble	1915-22			03	
7827AX	W/S glass—upper	1915-22			3 00	
7828X	W/S glass—lower	1915-22			3 50	

TOURING CAR AND ROADSTER WINDSHIELDS—1922-24

7836X	Anti-rattler (windshield)	1922-25			15	
6645X	Bolt (W/S bracket to instrument panel)	1922-25			03	
7837X	Bracket (windshield) assembly—R. H.	1922-25			60	MH
7838X	Bracket (windshield) assembly—L. H.	1922-25			60	MH
*7891X	Bracket (side of lamp)	1922-25			30	
9066X	Channel (windshield) center	1922-25			35	MH
7816X	Cone (W/S frame)	1922-25			10	
7802BX	Frame (windshield) assembly—lower	1922-25			1 00	
7887CX	Frame (windshield) assembly—upper	1922-25			1 00	
7888BX	Filler (windshield upper frame)—lower	1922-25			05	
7847X	Filler (windshield upper frame)—upper	1922-25			05	
7803BX	Filler (windshield lower frame)	1922-25			10	
7827BX	W/S glass—upper	1922-25			2 75	
9534X	W/S glass—lower	1922-25			3 00	
7825X	Nut (windshield clamp stud wing)	1922-23			15	
7842X	Nut (windshield cone back)	1922-25			02	
1307X	Nut (windshield bracket to instrument panel bolt) lower	1922-25			05	
7851BX	Retainer (windshield glass) upper	1922-25			15	
7852BX	Retainer (windshield glass) lower	1922-25			15	
7826X	Stud (windshield frame clamping)	1922-25			03	
7833X	Washer (windshield clamp stud nut)	1922-25			01	
7840BX	Windshield assembly	1922-25			10 75	MH
7822CX	Windshield (upper half) ass'y	1922-25			4 50	MH
7823BX	Windshield (lower half)	1922-25			4 50	MH
*8064X	Windshield bracket to body bolt	1922-25			02	

TOURING CAR TOPS—1915-22

7940ARX	Touring car top complete	1915-22			27 00	MH
6882ARX	T. C. storm curtain—R. H.	1915-22			2 00	MH
6883ARX	T. C. storm curtain—L. H.	1915-22			2 00	MH
4966BRX	T. C. side curtain—R. H.	1915-22			2 50	MH
4967BRX	T. C. side curtain—L. H.	1915-22			2 50	MH
6894ARX	T. C. center deck complete	1915-22			7 00	MH
6815ARX	T. C. side quarter pad	1915-22			1 00	
6940ARX	T. C. back stay and curtain assembly	1915-22			3 00	MH
3897X	T. C. wood bow	1913-17			60	
8973ARX	T. C. front and rear extension rib	1918-22			30	
8974ARX	T. C. front and rear upright rib	1918-22			30	
4596X	T. C. bow separator—male	1913-17			05	
4597X	T. C. bow separator—female	1913-17			05	
6832X	T. C. bow separator	1918-22			05	
6860BRX	T. C. front extension rib socket—R. H.	1918-22			1 00	
6861BRX	T. C. front extension rib socket—L. H.	1918-22			1 00	
3884BRX	T. C. rear extension rib socket—R. H.	1918-22			1 00	
3885BRX	T. C. rear extension rib socket—L. H.	1918-22			1 00	
6862BRX	T. C. front upright rib socket—R. H.	1918-22			1 00	
6863BRX	T. C. front upright rib socket—L. H.	1918-22			1 00	
3882BRX	T. C. rear upright rib socket—R. H.	1918-22			1 00	
3883BRX	T. C. rear upright rib socket—L. H.	1918-22			1 00	
7831ARX	Curtain to windshield hook	1915-22			02	
7832X	Curtain to body hook	1915-22			02	
8992X	Rib socket cotter	1918-22			02	
3924ARX	T. C. top to windshield strap assembly	1915-22			25	MH
3629ARX	T. C. rear strap assembly complete	1913-21			40	MH
3629BRX	Strap assembly	1921-22			40	MH
6829BX	T. C. extension support—upper	1918-22			10	
6830BX	T. C. extension support—lower	1918-22			05	
8937X	T. C. top snap fastener—single	1917-22			05	
8938X	T. C. top snap fastener—double	1917-22			05	
					\$3 50	
					3 50	

*Used on cars without starter. †Not subject to regular discount.
Of the net amount at which parts marked "MH" are billed to purchasers who purchase direct from the Ford Motor Company, 40/41 represents the price of the goods and 1/41 represents excise tax.

Part No.	Name of Part	Year	LIST PRICE			Tax Status
			Lots of 10 per lot	Lots of 100 per lot	Each	
TOURING CAR TOPS—1915-22—Continued						
3314ARX	T. C. top prop rest with strap	1913-22			\$0 60	
3858X	T. C. top prop rest arm	1913-21			25	
3624X	T. C. bow socket to seat iron japanned nut	1913-22			03	
6682X	Curtain celluloid 20"x50"—.015 thick (old No. 3383X)	1913-22			1 50	
4981ARX	Touring car top visor	1920-22			50	
8940X	Curtain fastener eyelet	1917-22			\$0 75	
8943X	Curtain fastener eyelet washer	1917-22			50	

TOURING CAR TOPS—1922-25

3573X	Brace (top extension)—R. H.	1922-25				25
3574X	Brace (top extension)—L. H.	1922-25				25
**3588X	Top clamping bracket assembly	1922-25				20
**6902X	Glove fastener button	1922-25				02
†6940BRX	Curtain (rear) assembly	1922			2 50	MH
6940CX	Curtain (rear) assembly	1922-25			2 30	MH
†4966CRX	Curtain (rearside) assembly—R. H.	1922			2 00	MH
4966DX	Curtain (rear side) assembly—R. H.	1922-25			1 75	MH
†4967CRX	Curtain (rear side) assembly—L. H.	1922			2 00	MH
4967DX	Curtain (rear side) assembly—L. H.	1922-25			1 75	MH
6882BX	Curtain (front side) assembly—R. H.	1922-25			1 75	MH
6883BX	Curtain (front side) assembly—L. H.	1922-25			1 85	MH
†6894BRX	Deck (top) assembly	1922			6 50	MH
6894CX	Deck (top) assembly	1922-25			6 50	MH
**6903X	Eyelet (side curtain rear glove fastener)	1922-25	\$60 00			02
**6904X	Fastener (rear curtain glove)	1922-25				02
**7831BX	Hook (curtain to windshield)	1922-25				02
6815BX	Pad (top side quarter) assembly	1922-25				1 00
**3314BX	Rest (prop) and strap assembly	1922-25				40
8975X	Rib (top) center and rear	1922-25				30
8973BX	Rib (top) front	1922-25				30
8974BX	Rib (top) center ext.	1922-25				30
**3548X	Screw (front socket fastener)	1922-25				doz. 05
6860CX	Socket (top rib) front—R. H.	1922-25	8 00			1 00
6861CX	Socket (top rib) front—L. H.	1922-25	8 00			1 00
3882CX	Socket (top rib) center—R. H.	1922-25	9 00			1 00
3883CX	Socket (top rib) center—L. H.	1922-25	9 00			1 00
†3884CRX	Socket (top rib) rear—R. H.	1922				1 25
3884DX	Socket (top rib) rear—R. H.	1922-25	9 00			1 00
†3885CRX	Socket (top rib) rear—L. H.	1922				1 25
3885DX	Socket (top rib) rear—L. H.	1922-25	9 00			1 00
6862CX	Socket (top rib) center ext.—R. H.	1922-25	8 00			1 00
6863CX	Socket (top rib) center ext.—L. H.	1922-25	8 00			1 00
6844BX	Top center strainer	1922-25				40
6846X	Top quarter strainer	1922-25				40
**3629CX	Strap (stay)	1922-25				20
**6901X	Stud (rear curtain glove fastener)	1922-25				02
3551X	Center support on rear socket	1922-25				05
3564X	Center ext. support—on center socket	1922-25				05
3572X	Center ext. to brace support	1922-25				05
7940BX	Top assembly	1922-25	†250 00			†27 00
**4981BX	Visor (top) assembly	1922-23				75
**6905X	Washer (side curtain rear glove fastener)	1922-25				02

TORPEDO TOP PARTS—1915-22

7941ARX	Torpedo top complete	1915-22			†22 00	MH
4971X	Torpedo top—second and third wood bows	1914-18			50	
6929X	Torpedo top—first bow	1915-18			50	
8772X	Rib—upright	1918-22			60	
8988X	Rib—front extension	1918-22			30	
8989X	Rib—rear extension	1918-22			30	
6870AX	Torp. bow socket—upright—(R. H.)	1915-18			1 25	
6870BX	Torp. rib socket—upright—(R. H.)	1918-22			1 00	
6871AX	Torp. bow socket—upright—(L. H.)	1916-18			1 25	
6871BX	Torp. rib socket—upright—(L. H.)	1918-22			1 00	
6872AX	Torp. bow socket—front extension—(R. H.)	1915-18			1 00	
6872BX	Torp. rib socket—front extension—(R. H.)	1918-22			1 00	
6873AX	Torp. bow socket—front extension—(L. H.)	1915-18			1 00	
6873BX	Torp. rib socket—front extension—(L. H.)	1918-22			1 00	
4907AX	Torp. bow socket—rear extension—(R. H.)	1913-18			1 00	
4907BX	Torp. rib socket—rear extension—(R. H.)	1918-22			1 00	
4908AX	Torp. bow socket—rear extension—(L. H.)	1913-18			1 00	
4908BX	Torp. rib socket—rear extension—(L. H.)	1918-22			1 00	

†Not subject to regular discount. **Also used on 1922-25 Roadster Top.
†Used on tops with straight side quarters.


Of the net amount at which part marked "MH" are billed to purchasers who purchase direct from the Ford Motor Company, 40/41 represents the price of the goods and 1/41 represents excise tax.

Part No.	Name of Part	Year	LIST PRICE		Tax Status
			Lots of 10 per lot	Lots of 100 per lot	
TORPEDO TOP PARTS—1915-22 Continued					
6937AX	Torp. side curtain—rear—R. H.	1915-22		\$ 1 50	MH
6938AX	Torp. side curtain—rear—L. H.	1915-22		1 50	MH
6935AX	Torp. side curtain—front—R. H.	1915-22		2 00	MH
6936AX	Torp. side curtain—front—L. H.	1915-22		2 00	MH
6950AX	Torp. back curtain assembly	1915-22		2 50	MH
6965AX	Torp. center deck complete	1915-22		4 50	MH
6806AX	Torp. side quarter pad	1914-22		60	
5877X	Torp. prop rest with strap	1913-22		60	

ROADSTER TOP—1922-25

6935BX	Curtain (front side) assembly—R. H.	1922-25		1 25	MH
6936BX	Curtain (front side) assembly—L. H.	1922-25		1 35	MH
6937BX	Curtain (rear side) assembly—R. H.	1922-25		90	MH
6938BX	Curtain (rear side) assembly—L. H.	1922-25		90	MH
6950BX	Rear curtain assembly	1922-25		2 30	MH
6965BX	Top deck assembly	1922-25	\$ 32 00	3 50	MH
6806BX	Top side quarter pad assembly	1922-25		60	
8988BX	Top rib—front	1922-25		30	
8989BX	Top rib—center and rear	1922-25		30	
3907CX	Top rib socket, rear—R. H.	1922-25	9 00	1 00	
3908CX	Top rib socket, rear—L. H.	1922-25	9 00	1 00	
6872CX	Top rib socket, front	1922-25	8 00	1 00	
6870CX	Top rib socket, center—R. H.	1922-25	8 00	1 00	
6871CX	Top rib socket, center—L. H.	1922-25	8 00	1 00	
7941BX	Top assembly	1922-25	1200 00	122 00	MH

Price List of Parts for Model T One Ton Truck



Part No.	Name of Part	Year	LIST PRICE		Tax Status	Fac. Model	No. per Car
			Lots of 10 per lot	Lots of 100 per lot			

REAR AXLE

1000	Rear axle assembly	1918-25		\$110 00	MH	TT	95	1
1001	Axle housing—right	1918-25		15 00	MH	TT	4	1
1002	Axle housing—left	1918-25		15 00	MH	TT	5	1
1003	Axle housing bolt	1918-25		05		TT	52	13
1003B	Axle housing bolt nut	1918-25						
1004	Axle housing cap	1918-25						
1005	Axle housing cap gasket	1918-25		1 50	02	MH	TT	133
1006	Axle housing cap screw	1918-25		4 00	05		TT	134
1007	Axle housing cap screw lock wire	1918-25			01		TT	72
1008	Axle housing gasket—upper	1918-25			01		TT	140
1009	Axle housing gasket—lower	1918-25		1 00	02	MH	TT	138
1010	Axle brake housing plate—right	1918-25		3 00	05	MH	TT	139
1011	Axle brake housing plate—left	1918-25			35	MH	TT	147
1012	Axle housing drain plug	1918-25			05		TT	148
1013	Axle shaft	1918-25			05		TT	136
1014	Axle shaft cotter	1918-25			4 00	MH	TT	2818
1015	Axle shaft nut	1918-25			doz. 05		TT	165
1016	Axle shaft washer	1918-25		90	8 00		TT	166
1017	Axle shaft dust cap	1918-25		25	2 00	03	TT	135
1018	Axle shaft inner ball bear. assy	1918-25			03		TT	56
1019	Axle shaft outer roller bearing	1918-25			03		TT	52
1020	Axle shaft outer R. B. sleeve—R	1918-25			5 00		TT	125
1020B	Axle shaft outer R. B. sleeve—L	1918-25		9 00	1 00		TT	253
1021	Axle shaft bearing felt	1918-25		3 00	35		TT	170
1022	Axle shaft bearing retainer	1918-25		3 00	35		TT	161
1023	Axle shaft bear. retainer washer	1918-25		1 20	10 00	15	TT	143
1024	Axle shaft felt retainer assembly	1918-25			05		TT	20
1025	Axle shaft felt retainer cup	1918-25		1 50	1 50	02	TT	23
1026	Axle shaft felt retainer plate	1918-25			20		TT	144
					03		TT	145
					03		TT	146

Not subject to regular discount.

For additional 1922-25 Roadster top parts see 1922-25 Touring Car top parts marked with a double asterisk (**).

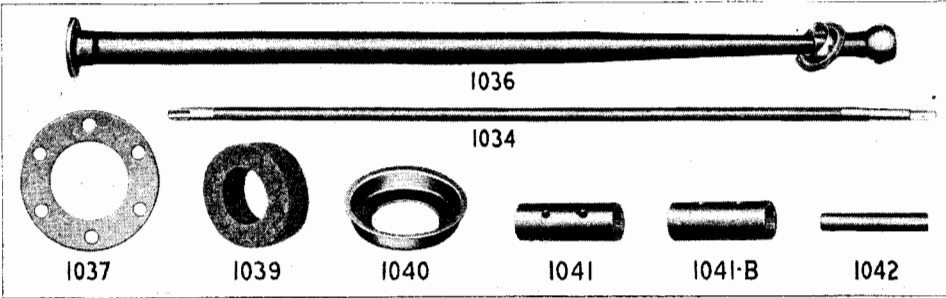
Of the net amount at which parts marked "MH" are billed to purchasers who purchase direct from the Ford Motor Company, 40/41 represents the price of the goods and 1/41 represents excise tax.

Of the net amount at which parts marked "MH" are billed to purchasers who purchase direct from the Ford Motor Company, 40/41 represents the price of the goods and 1/41 represents excise tax.

Part No.	Name of Part	Year	LIST PRICE			Tax Status	Model No.	No. Fac. Req. per Car
			Lots of 10	Lots of 100	Each			

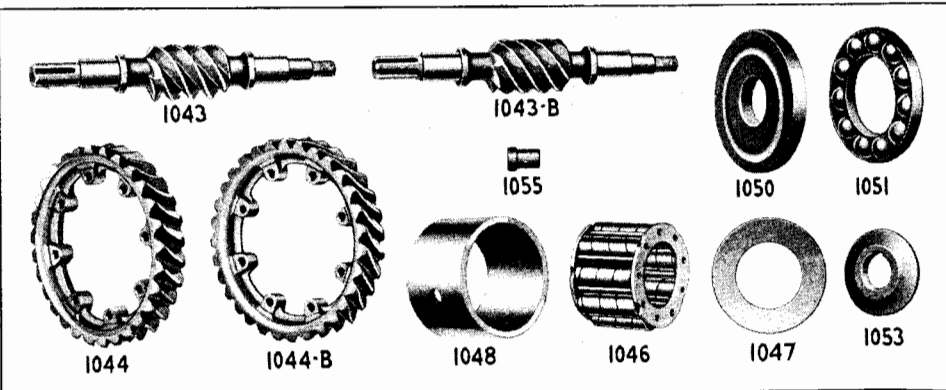
REAR AXLE—Continued

1027	Diff. gear	1918-25			\$ 1 15	MH	TT	13	2
1028	Diff. gear case R. or L. half	1918-23			2 50	MH	TT	11A	2
1028B	Differential gear case—R. or L. half	1923-25			2 50	MH	TT	11B	2
1029	Diff. gear case bolt	1918-25	Order 1003						
1031	Diff. gear lock ring	1918-25			02		TT	118	2
1032	Diff. pinion	1918-25			50	MH	TT	14A	2
1033	Diff. pinion shaft	1918-23			20	MH	TT	15A	1
1033B	Differential spider	1923-25			1 50	MH	TT	15B	1



DRIVE SHAFT

1034	Drive shaft	1918-25			7 00	MH	TT	87	1
1036	D. S. tube assembly	1918-25			10 00	MH	TT	153	1
1037	D. S. tube flange gasket	1918-25		\$0 15 \$1 25	02	MH	TT	194	1
1038	D. S. tube flange screw	1918-25	Order 1006						
1039	D. S. felt	1918-25		80	10		TT	109	1
1040	D. S. felt container	1918-25			03		TT	110	1
1041	D. S. to worm coupling	1918-19			70		TT	85A	1
1041B	D. S. to worm coupling	1920-25			70		TT	85B	1
1042	D. S. to worm coupling pin	1918-25			01		TT	86	2



WORM

1043	Worm—7/16 to 1	1918-25			6 00	MH	TT	16A	1
1043B	Worm—5/8 to 1	1918-25			6 00	MH	TT	16B	1
1044	Worm gear—7/16 to 1	1918-25			10 00	MH	TT	12A	1
1044B	Worm gear—5/8 to 1	1918-25			10 00	MH	TT	12B	1
1045	Worm cotter	1918-25	Order 1014						
1046	Worm roller bearing	1918-25		6 50	75		TT	108	2
1047	Worm roller bearing retainer	1918-25			02		TT	106	2
1048	Worm roller bearing sleeve	1918-25		10 00	1 20		TT	107	2

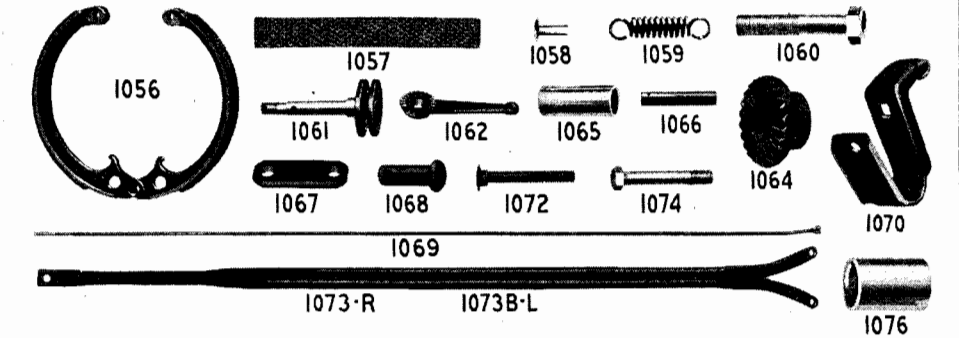
Of the net amount at which parts marked "MH" are billed to purchasers who purchase direct from the Ford Motor Company, 40/41 represents the price of the goods and 1/41 represents excise tax.

Part No.	Name of Part	Year	LIST PRICE			Tax Status	Model No.	No. Fac. Req. per Car
			Lots of 10	Lots of 100	Each			

REAR AXLE—Continued

WORM—Continued

1049	Worm roller bear. housing screw	1918-25			\$0 03		TT	101	2
1050	Worm thrust bearing collar	1918-25			80		TT	114	1
1051	Worm thrust ball and sep. assy	1918-25		\$5 00	60		TT	123	1
1052	Worm thrust bearing plate	1918-25			15		TT	22	1
1053	Worm thrust bearing retainer	1918-25		1 25	15		TT	111	1
1054	Worm thrust bear. retainer nut	1918-25	Order 1015						
1055	Worm thrust bear. retainer pin	1918-25		\$0 50	01		TT	112	1



BRAKE PARTS

1056	Brake shoe	1918-25			1 50	MH	TT	2814	2		
1057	Brake shoe lining, each	1918-25		2 00	25	MH	TT	58	4		
1058	Brake shoe lining rivet	1918-25					doz.	68	40		
1059	Brake shoe spring	1918-25		40	05		TT	67	2		
1060	Brake shoe bolt	1918-25		80	7 50	10		TT	59	2	
1060B	Brake shoe bolt nut	1918-25	Order 2597								
1061	Brake expander	1918-25				40	MH	TT	61	2	
1062	Brake expander lever	1918-25				15	MH	TT	62	2	
1064	Brake expander adj. collar	1918-25				15		TT	175	2	
1065	Brake expander bushing	1918-25				10		TT	173	2	
1066	Brake expander pin	1918-25				01		TT	7	2	
1067	Brake expander link	1918-25				08	MH	TT	176	4	
1068	Brake expander link pin	1918-25				03		TT	177	8	
1069	Brake rod	1918-25				30	MH	TT	119	2	
1070	Brake rod support—right	1918-25			60	5 00	10		TT	120	2
1071	Brake support—left	1918-25			60	5 00	10		TT	121	1
1072	Brake rod support bolt	1918-25				1 00	02		T	7181	2
1072B	Brake rod support bolt nut	1918-25	Order 3088E								

RADIUS ROD


1073	Rear radius rod—right	1918-25			3 00	MH	TT	152	1		
1073B	Rear radius rod—left	1918-25			3 00	MH	TT	158	1		
1074	Rear radius rod bolt—front	1918-25			7 50	10		TT	84	1	
1075	Rear radius rod bolt—rear	1918-25					10		TT	83	4
1075B	Rear radius rod bolt nut	1918-25	Order 2828								
1076	Universal joint bushing	1918-25			60		TT	69	1		

SPRINGS

1077	Rear spring—right or left, each	1918-25			4 00	MH	TT	333	2	
1078	Spring leaf No. 1	1918-25			8 00	90		TT	334	2
1079	Spring leaf No. 2	1918-25			4 00	50		TT	362	2
1080	Spring leaf No. 3	1918-25			3 00	45		TT	363	2
1081	Spring leaf No. 4	1918-25			3 00	40		TT	364	2
1082	Spring leaf No. 5	1918-25			2 80	35		TT	365	2
1083	Spring leaf No. 6	1918-25			2 50	30		TT	366	2
1084	Spring leaf No. 7	1918-25			2 30	25		TT	367	2
1085	Spring leaf No. 8	1918-25				20		TT	368	2
1086	Spring leaf No. 9	1918-25				20		TT	331	2

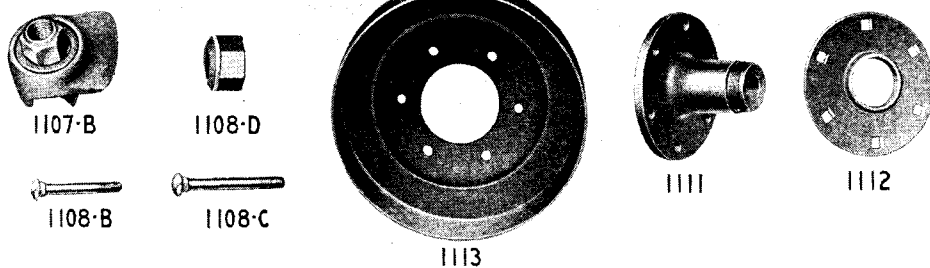
Of the net amount at which parts marked "MH" are billed to purchasers who purchase direct from the Ford Motor Company, 40/41 represents the price of the goods and 1/41 represents excise tax.

Part No.	Name of Part	Year	LIST PRICE			Fac. Req.	No. per Car
			Lots of 10	Lots of 100	Each		



SPRINGS—Continued

1087	Spring bushing	1918-25	\$0 20	TT	172B	2
1088	Spring clip	1918-25	45	TT	326	2
1089	Spring clip nut	1918-25	05	TT	327	2
1091	Spring clip plate	1918-25	20	TT	329	4
1092	Spring tie bolt	1918-25	15	TT	330	2
1093	Spring tie bolt nut	1918-25				
1094	Spring tie bolt cotter	1918-25	Order 1089	*doz.	05	TT 328 2
1095	Spring clamp	1918-25	\$0 75	TT	375	2
1096	Spring clamp bolt	1918-25	\$2 00	TT	376	2
1096B	Spring clamp bolt nut	1918-25				
1097	Spring perch	1918-25	Order 3514	90	MH TT 2804	2
1098	Spring perch nut	1918-25	Order 1015			
1099	Spring perch cotter	1918-25	Order 1014			
1100	Spring perch bushing	1918-25	35	TT	172AR	2
1101	Spring perch bushing spacer	1918-25	05	TT	169	4
1102	Spring hanger assembly	1918-25	30	TT	91	4
1151	Front spring	1925	3 00	MH TT	332	1
1152	Front spring—first leaf	1925	Order 3801	T	2943	1
1153	Front spring—second leaf	1925	Order 3802B	T	2935	1
1154	Front spring—third leaf	1925	40	TT	2936	1
1155	Front spring—fourth leaf	1925	35	TT	2937	1
1156	Front spring—fifth leaf	1925	30	TT	2938	1
1157	Front spring—sixth leaf	1925	25	TT	2939	1
1158	Front spring—seventh leaf	1925	20	TT	2940	1
1159	Front spring—eighth leaf	1925	20	TT	2941	1
1160	Front spring—ninth leaf	1925	Order 3807B	T	2937	1
1161	Front spring tie bolt	1925		TT	1362	1
1162	Front spring tie bolt nut	1925	Order 3811B			
1164	C. C. front bearing and spring clip	1925	70	TT	320	1
1164B	C. C. front bearing and spring clip assembly	1925	90	TT	2921	1
1165	Front spring clip bar	1925	25	TT	342	1
1166	C. C. front bearing and spring clip nut	1925	Order 2507	T	242	



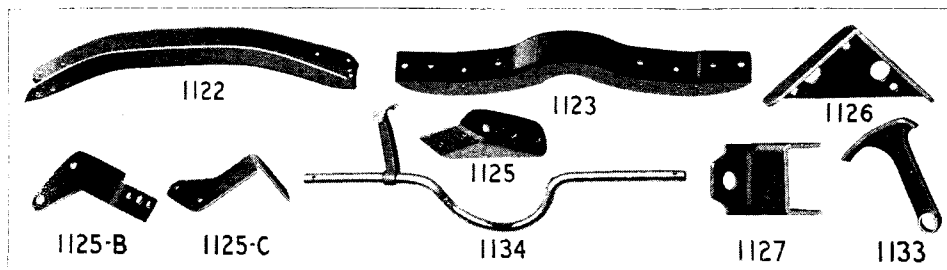
WHEELS

1105B	Rear wheel—dem.—Kelsey	1919-25	15 00	MH TT	7698	2
1105C	Rear wheel—dem.—Hayes	1919-25	15 00	MH TT	7698B	2
1105D	Rear wheel—dem.—less rim and hub—Kelsey	1919-25	6 50	MH TT	2817AR	2
1105E	Rear wheel—dem.—less rim and hub—Hayes	1919-25	6 50	MH TT	2817BR	2

Part No.	Name of Part	Year	LIST PRICE			Fac. Req.	No. per Car
			Lots of 10	Lots of 100	Each		

WHEELS—Continued

1105H	Rear wheel complete—dem	1924-25	\$14 75	MH TT	7698E		
1105J	Rear wheel—less rim	1924-25	10 75	MH TT	2815F		
1105K	Rear wheel—less rim and hub	1924-25	6 50	MH TT	2817C		
1106C	Dem. rim only—Hayes	1919-25	3 50	MH TT	8774B	2	
1106D	Dem. rim only—Kelsey	1922-25	3 50	MH TT	8774C	2	
1106E	Dem. rim retainer ring—Kelsey	1922-25	45	TT	178	2	
1106F	Dem. rim and flange assy	1924-25	2 75	MH TT	8774D		
1106G	Dem. rim flange	1924-25	90	TT	189		
1107B	Clamp and nut assy.—Kelsey	1919-25	\$1 00	15 MH TT	8807	12	
1107C	Clamp	1924-25	10	MH TT	8831D		
1108B	Clamp bolt	1919-25	40	\$3 50	05 TT	8832	12
1108C	Clamp bolt	1924-25	05	TT	8832B		
1108D	Clamp nut	1924-25	05	TT	8834B		
1109	Rear wheel complete, less tire	1918-25	17 50	MH TT	99	2	
1109B	Rear wheel—solid tire design—less hub and tire	1919-25	13 25	MH TT	2816	2	
1110	Rear wheel com., with solid tire	1918-25		MH TT	7645	2	
1111	Rear hub	1918-25	20 00	2 25	MH TT	40	2
1112	Rear hub flange	1918-25		40	MH TT	149	2
1113	Rear hub brake drum	1918-25		1 25	MH TT	3	2
1114	Rear hub bolt	1918-25	40	50	05 TT	28	12
1114B	Rear hub bolt nut	1918-25		1 50	02 TT	29	12
1116	Rear hub cap	1918-25	2 25	25	MH TT	150	2
1117	Rear hub key	1918-25		2 50	03 TT	26	2
1118	Rear hub felt	1918-25	75	5 50	10 TT	162	2



FRAME

1119	Frame assembly	1918-25	25 00	MH TT	300	1
1120	Side member—right	1918-25	9 00	TT	301	1
1121	Side member—left	1918-25	9 00	TT	302	1
1122	Front cross member	1918-25	1 00	TT	303	1
1123	Rear cross member	1918-25	4 00	TT	304	1
1124	Front corner bracket—right	1918-25	15	TT	305	1
1125	Front corner bracket—left	1918-25	15	TT	306	1
1125B	Front end spacer—right	1918-25	15	TT	319	1
1125C	Front end spacer—left	1918-25	15	TT	318	1
1126	Rear cross member gusset plate	1918-25	25	TT	307	2
1127	Rear cross member reinforcement	1918-25	35	TT	325	2

TRANSMISSION CONTROL

1133	Speed lever	1918-25	10	MH TT	862	1
1134	Control shaft with speed lever	1918-25	60	MH TT	1557	1

*\$0.25 gross, \$0.75 per thousand. †Nine-leaf spring. ‡30" x 5" Wheel.

Of the net amount at which parts marked "MH" are billed to purchasers who purchase direct from the Ford Motor Company, 40/41 represents the price of the goods and 1/41 represents excise tax.

§30" x 5" Wheel.

Of the net amount at which parts marked "MH" are billed to purchasers who purchase direct from the Ford Motor Company, 40/41 represents the price of the goods and 1/41 represents excise tax.

