

Ford Price List of Parts, August 5, 1928, 55 pages, 60 illustrations, Suggested for the Model years 1923-1927.

This Price List is, in a way, a summary of parts for all Model T's from 1909 to 1927. However, the need for caution mentioned in the description of the September 1, 1921 Parts List applies to this list as well. A comparison of parts illustrated in each of the Parts Lists will clearly indicate the need for caution in choosing an authentic part for the correct model year.

T-7—Price \$1.00

Ford
THE UNIVERSAL CAR

PRICE LIST OF PARTS

MODEL T

Effective August 5, 1928

Ford Motor Company
Detroit, Michigan

The word "FORD" is a registered trademark of Ford Motor Company and its use on parts that are not manufactured and sold by Ford Motor Company is unlawful.

Ford
THE UNIVERSAL CAR

PRICE LIST OF PARTS

MODEL T

Effective August 5, 1928

Ford Motor Company
Detroit, Michigan

INDEX

Ammeter.....	36	Starter Parts.....	38
Axle (Front).....	6	Starting Crank.....	25
Axle (Rear).....	4	Starting Motor and Parts.....	38
Drive Shaft.....	5	Steering Gear.....	21
Universal Joint.....	5	Steering Gear and Gear Case.....	21
Battery Bracket and Parts.....	39	Steering Gear Bracket.....	22
Battery (Ford).....	40	Steering Gear Throttle and Spark Rods.....	22
Body Parts.....	23	Steering Gear Tubing and Post.....	22
Body Brackets.....	23	Switch.....	36
Dash.....	23	Tools (Repair).....	41
Floor Boards.....	23	Tools (Repair)—Truck.....	43
License Brackets.....	23	Tops.....	48
Carburetor.....	30	Roadster—1915-22.....	50
Ford Carburetor (Model "N. H.").....	30	Roadster—1922-25.....	50
Kingston Carburetor (Model "L-4").....	30	Roadster—1926-27.....	50
Carburetor Attachments.....	32	Touring—1915-22.....	48
Coll (Ford Spark).....	35	Touring—1922-25.....	48
Cotter Pins.....	43	Touring—1926-27.....	49
Fan.....	28	Transmission.....	17
Fenders.....	33	Transmission Control.....	18
Fender Bolts, Nuts and Brackets.....	34	Transmission Cover.....	18
Fender Irons.....	34	Clutch Release.....	18
Frame.....	10	Hand Brake.....	20
Gasoline Tank.....	10	Pedals and Controller Shaft.....	20
Generator and Parts.....	38	Transmission Bands.....	19
Hood.....	29	Truck Parts.....	51
Horn (Electric).....	45	Axle (Rear).....	51
Lamps (Electric Head).....	45	Brake Parts.....	53
Lamps (Side and Tail).....	46	Drive Shaft.....	52
Magneto and Fly Wheel.....	16	Frame.....	55
Motor.....	12	Radius Rod.....	53
Commutator.....	16	Spring (Front).....	54
Crank Case and Cylinder Valve Cover.....	14	Spring (Rear).....	53
Crank Shaft and Cam Shaft.....	13	Transmission Control.....	55
Cylinder.....	12	Wheels.....	54
Piston and Connecting Rod.....	13	Worm.....	52
Valves, Push Rods, Exhaust and Inlet Manifold.....	14	Vaporizer.....	31
Muffler.....	28	Wheels.....	7
Paints and Polishes.....	44	Clincher.....	7
Radiator—Thermo Syphon.....	25	Demountable.....	7
Running Board and Shields.....	35	Demountable—Balloon.....	7
Running Board—Truck.....	35	Hubs and Parts.....	8
Spark Plugs.....	41	Rim and Rim Carrier.....	9
Specialties (Ford).....	43	Wire.....	8
Springs.....	24	Windshields.....	47
Spring (Front).....	24	Touring and Roadster—1915-22.....	47
Spring (Rear).....	24	Touring and Roadster—1922-25.....	47
Starter Drive.....	36	Touring and Roadster—1926-27.....	48
		Wiring.....	36

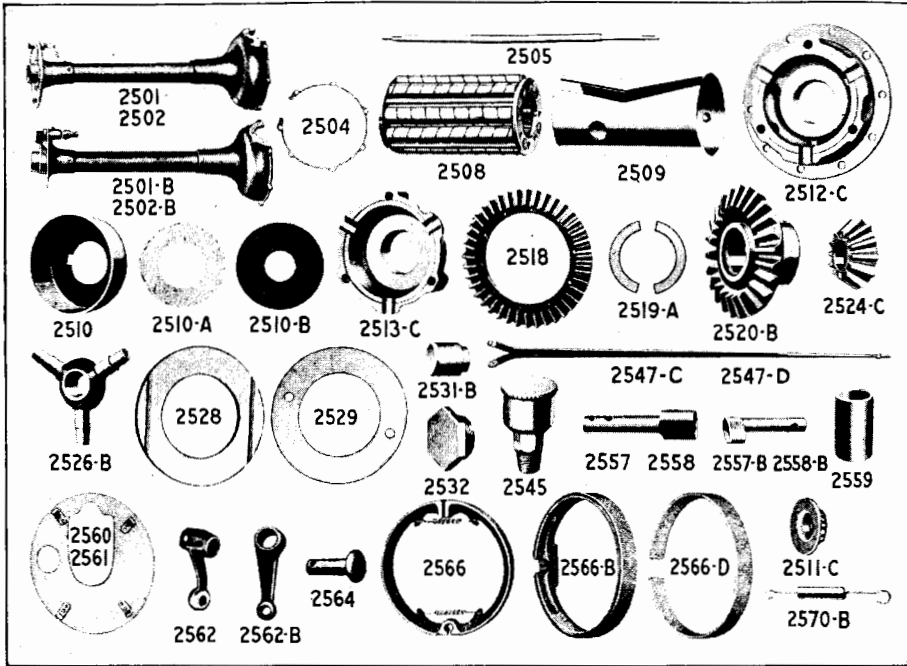
Reprinted with permission of
FORD MOTOR COMPANY
 by
 Polyprints, San Francisco, California

Copyrighted 1928
 by
 Ford Motor Company
 All rights reserved.

Price List of Parts

FORD MODEL T 1909-1927

EFFECTIVE AUGUST 5, 1928



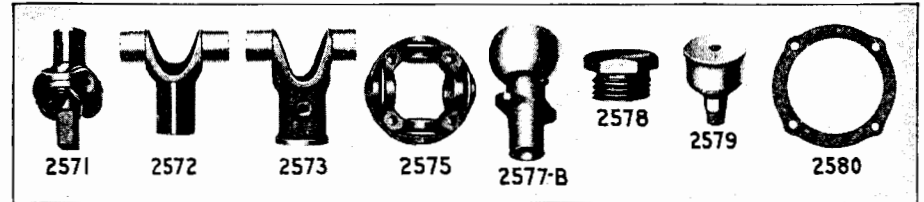
Part No.	Name of Part	Year	LIST PRICE Lots of 10 per lot	LIST PRICE Lots of 100 per lot	Each	Fac. No.	No. Req. per Car
----------	--------------	------	--	---	------	-------------	---------------------------

REAR AXLE

2500	Rear axle assembly	1909-25		\$50 00		95E	1
2500B	Rear axle assembly	1926-27		50 00		95B	1
2501	Axle housing—right	1915-25		8 00		7635AR	1
2501B	Rear axle housing assembly—R.	1926-27		8 00		7635B	1
2502	Axle housing—left	1915-25		8 00		7636AR	1
2502B	Rear axle housing assembly—L.	1926-27		8 00		7636B	1
2503E	Axle housing bolt	1913-27	\$0 15	\$1 00		03 2854	7
2503F	Axle housing bolt nut	1909-27	15	1 00		02 A21702	7
2504	Rear axle case gasket	1919-27	15	1 00		03 139	1
2505	Axle shaft	1912-27		1 75	2818		2
2506	Axle shaft washer	1909-27	10	75		02 39	1
2507	Axle shaft nut	1909-27	40	3 50		05 A21894	2
2508	Axle shaft R. B.	1909-27		65	253		4
2509	Axle shaft R. B. sleeve—R.	1909-27		15	170		2
2509B	Axle shaft R. B. sleeve—L.	1909-27		15	161		2
2510	Axle housing cap	1909-19	25			05 56AR	2
2510 1/2	Axle housing cap	1919-27	25			05 56B	2
2510A	Axle outer roller bearing steel washer	1909-27	15	1 00		02 199B	2
2510B	Axle outer roller bearing felt washer	1909-27	40	3 00		05 54	2
2511	Rear axle oil retainer	1926-27		15	198A		2
2511B	Rear axle oil retainer washer	1926-27	25			03 221	2
2512C	Diff. case—left	1914-27		1 65	84		1
2513C	Diff. case—right	1914-27		1 10	81		1
2514B	Diff. case stud	1915-21	35			05 52BR	3
2514C	Diff. case bolt	1922-27	45	4 00		05 52C	3
2515	Diff. case stud nut	1909-27	15	1 25		02 A21745	3

Above quantity prices as well as individual prices subject to wholesale trade discount.

Part No.	Name of Part	Year	LIST PRICE Lots of 10 per lot	LIST PRICE Lots of 100 per lot	Each	Fac. No.	No. Req. per Car
2518	Diff. drive gear	1909-27			\$3 00	12B	1
2519	Diff. drive gear screw	1909-27	\$0 25	\$2 00		03 103	10
2519A	Diff. gear lock ring	1909-27	15	1 00		02 118	2
2520B	Diff. gear	1909-27			1 65	13B	2
2521B	Diff. gear key	1911-27	40	3 50		05 137	2
2524C	Diff. pinion	1915-27			45	A4215	3
2526B	Diff. spider	1909-27			90	15D	1
2528	Diff. thrust washer	1909-27			20	30	2
2529	Diff. thrust plate	1909-27	1 25		15	31	4
2531B	Diff. housing oil plug	1917-27	10		02	7640	6
2532	Diff. housing oil plug	1909-26			10	817	1
2532B	Rear axle housing plug	1926-27		4 00		05 A24457	1
2545	Rear axle grease cup	1909-27			05	76A2	2
2547	Rear radius rod—right	1909-25			90	152AR	1
2547B	Rear radius rod—left	1909-25			90	158AR	1
2547C	Rear radius rod Assy.—R.	1926-27			90	152B	1
2547D	Rear radius rod Assy.—L.	1926-27			90	158B	1
2548	Radius rod nut	1909-27	35	3 00		05 A21875	2
2549	Radius rod lock nut	1909-27	35	3 00		05 A21877	2
2550	Radius rod lock washer	1909-27			01	A22355	2
2551	Radius rod bolt	1909-27	40	3 50		05 83	4
2551B	Radius rod bolt nut	1909-27		2 50		03 A21839	4
2557	Hub cam shaft—right	1909-25			10	92BR	1
2557B	Hub brake cam—R.	1926-27			20	92C	1
2558	Hub cam shaft—left	1909-25			10	61BR	1
2558B	Hub brake cam—L.	1926-27			20	61C	1
2559	Hub brake cam bushing	1909-25	30	2 50		05 173AR	2
2559B	Hub brake cam bushing	1926-27			10	173B	2
2560	Brake housing cover Assy.—R.	1926-27			40	148	1
2561	Brake housing cover Assy.—L.	1926-27			40	149	1
2562	Cam shaft lever	1909-25			15	62AR	2
2562B	Hub brake cam lever	1926-27			15	62B	2
2563	Cam shaft lever pin	1909-25	05	30		01 7	4
2563B	Hub brake cam lever pin	1926-27			01	7	4
2564	Lever clevis pin	1909-27			03	65	4
2566	Hub brake shoe	1909-25			45	2814R	2
2566B	Hub brake band Assy.	1926-27			1 25	2833	2
2566D	Hub brake band lining	1926-27			50	51	2
2567	Brake shoe support bolt	1909-25	45	4 00		05 59	2
2568	Brake shoe support nut	1909-25					
2570B	Brake shoe coil spring	1913-25	15			02 2862AR	4
2570C	Hub brake band spring	1926-27	40			05 2862B	2




UNIVERSAL JOINT

2571	Universal joint assembly	1909-27			2 50	151B	1
2574	Joint knuckle pin	1909-27			01	6	1
2577B	Univ. joint housing	1914-27	08	50		01 7609	1
2578	Joint housing plug	1909-27			03	75	2
2579	Ball joint grease cup	1909-27			10	195	1
2580	Ball cap gasket	1909-27	30	2 50		05 1518	1

DRIVE SHAFT

2581	Drive shaft housing front bushing	1909-27			25	69	1
2582	D. S. tubing	1911-27			6 50	153B	1
2583B	D. S. bearing housing	1920-27			2 00	191C	1
2584B	D. S. R. B. cap screw	1912-27			05	183B	6
2584C	D. S. R. B. stud nut	1912-21	35	3 00		03 184R	6
2584D	D. S. R. B. cap screw lock washer	1912-27	25			01 A22285	6
2586	D. S. R. B. housing set screw	1911-21			30	101R	1
2587	D. S. roller bearing	1911-27			65	108	1
2588	D. S. R. B. distance plate	1911-21			03	106R	1
2589	D. S. ball race	1911-21			25	186R	1

†When ordered to replace malleable type housing also order 2-2591 and 1-2591B. Above quantity prices as well as individual prices subject to wholesale trade discount.

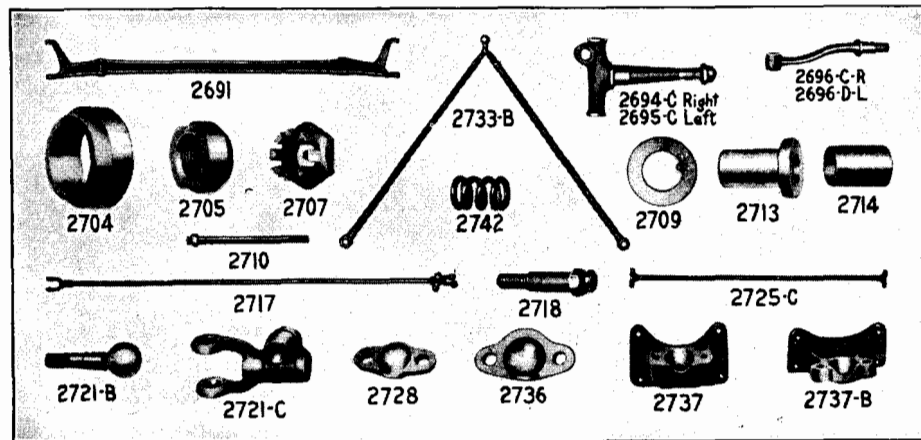


Part No.	Name of Part	Year	LIST PRICE Lots of 10	LIST PRICE Lots of 100	Each	Fac. No.	No. Req. per Car
----------	--------------	------	-----------------------------	------------------------------	------	-------------	---------------------------

REAR AXLE—Continued

DRIVE SHAFT—Continued

2589 B	D. S. ball bearing assy.	1911-21			\$0 90	185AR	1
2590	D. S. ball retainer	1911-21			03	190AR	1
2591	D. S. ball thrust collar	1911-27			20	188	2
2591B	D. S. thrust ball and retainer assy.	1920-27			20	162	1
2592	D. S. ball bearing	1911-21			Order 2811		
2593	D. S. R. B. sleeve	1911-21			1 75	107R	1
2595B	D. S. only	1911-27			2 50	87D	1
2596	D. S. sleeve	1911-27			45	163B	1
2597B	D. S. pinion	1911-27			1 50	16C	1
2597C	D. S. pinion	1911-27			1 50	16D	1
2598	D. S. castle nut	1911-27		\$0 70	\$6 00	08. A21891	1
2598B	D. S. pinion key	1911-27		40	3 00	05	57B



FRONT AXLE

2691	Front axle only	1909-27			9 00	202B	1
2694B	Spindle body—right	1911-25			1 60	280AR	1
2694C	Spindle body—R.	1926-27			1 60	280B	1
2695B	Spindle body—left	1911-25			1 60	281A	1
2695C	Spindle body—L.	1926-27			1 60	281B	1
2696	Spindle arm—right or left	1911-19			50	7716A	2
2696C	Spindle arm—right	1919-27			50	7715B	1
2696D	Spindle arm—left	1919-27			50	7716B	1
2697	Spindle arm nut	1911-27			Order 2548		
2704	Stationary cone	1908-25			35	205AR	2
2705	Adj. cone—right thread	1909-25			30	206AR	1
2706	Adj. cone—left thread	1909-25			30	207AR	1
2707	Spindle nut—right thread	1909-27			05	209B	1

Above quantity prices as well as individual prices subject to wholesale trade discount.

Part No.	Name of Part	Year	LIST PRICE Lots of 10 per lot	LIST PRICE Lots of 100 per lot	Each	Fac. No.	No. Req. per Car
----------	--------------	------	--	---	------	-------------	---------------------------

FRONT AXLE—Continued

2708	Spindle nut—left thread	1909-27			\$0 05	208B	1
2709	Spindle washer	1909-27	\$0 15	\$1 00	02	210	2
2710	Spindle bolt with oiler	1910-27	1 80		20	7708	2
2711	Spindle bolt nut	1909-27			Order 2551B		
2713	Spindle body bushing (pair)	1909-27			30	223	2
2714	Spindle arm bushing	1909-27	15	1 00	03	225	2
2715D	Spindle oiler	1919-27			Order 3176C		
2717	Spindle con. rod	1909-27			1 75	264AR	1
2718	Spindle con. rod bolt with oiler	1909-27	1 40		15	7706	1
2719	Spindle con. rod bolt nut	1909-27		1 50	02	A21795	2
2721B	Spindle con. rod yoke ball	1919-27	1 75		20	226B	1
2721B2	Spindle con. rod yoke ball nut	1919-27			Order 2719		
2721C	Spindle con. rod yoke	1919-27			40	248B	1
2725B	Steering gear connecting rod	1926-25			1 00	289A	1
2725C	Steering gear con. rod	1909-27			1 00	289B	1
2728	Ball socket cap	1909-27	1 20	10 00	15	254B	2
2729B	Ball socket ball and nut	1909-27			Order 3362 and 2515		
*2733B	Front radius rod ball cap	1909-27			1 80	263B	1
2736	Front radius rod ball cap	1909-27	1 20	10 00	15	217	1
2737	Front radius rod ball socket	1911-24			35	809BR	15
2737B	Front radius rod ball socket	1924-27			50	809C	1
2741	Radius rod ball cap stud	1911-27	40	3 50	05	4365	2
2741B	Radius rod ball cap stud nut	1911-27			Order 2515		
2741C	Front radius rod ball cap bolt	1924-25			05	251R	1
2742	Radius rod ball cap spring	1911-27			02	A8130	2

WHEELS

WHEELS (Clincher)

2800	Front wheel—clincher	1909-26			7 00	291BR	2
2800A1	Front wheel—clincher—30 x 3 1/2	1926			7 00	291J	2
2800D	Front wheel—clincher—less hub	1909-26			4 75	295AR	2
2814C	Rear wheel—clincher	1912-25			6 75	2815AR	2
2814C2	Rear wheel—clincher—11" brake drum	1926			7 00	2815KR	2
2814D	Rear wheel—clincher—less hub	1909-26			4 75	2816AR	2

WHEELS (Demountable)

2800B	Front wheel—dem. less rim	1919-24			5 50	291DR	2
2800C	Front wheel—dem. less rim	1919-24			5 50	291E	2
2800G	Front wheel—dem. less rim	1919-26			5 50	291GR	2
2800E	Front and rear wheel—dem. less rim and hub	1919-24			3 50	293AR	4
2800F	Front and rear wheel—dem. less rim and hub	1922-23			3 50	293BR	4
2800H	Front and rear wheel—dem. less rim and hub	1924-25			3 50	293D	4
2801B	Front wheel complete R. or L.—dem.	1919-26			7 00	7697B	2
2814F	Rear wheel complete—dem.—8" brake drum	1919-25			7 00	7698BR	2
2814F2	Rear wheel complete—dem. 30 x 3 1/2—11" brake drum	1926			7 00	7698H	2
2814G	Rear wheel—dem. less rim—8" brake drum	1919-24			5 50	2815BR	2
2814H	Rear wheel dem. less rim—8" brake drum	1922-23			5 50	2815CR	2
2814K	Rear wheel—dem. less rim—8" brake drum	1924-25			5 50	2815ER	2
2814K2	Rear wheel—dem. less rim 30 x 3 1/2—11" brake drum	1926			5 50	2815HR	2

WHEELS (Balloon Demountable)

2800I	Fr. wheel, balloon—with hub less rim—black	1926-27			5 50	291HR	2
2800J	Fr. wheel, balloon—with hub less rim—natural	1926-27			5 50	291I	2
2800K	Fr. and rear wheel—balloon—less rim and hub—black	1926-27			3 50	293E	4
2800L	Fr. and rear wheel—balloon—less rim and hub—natural	1926-27			3 50	293F	4
2801D	Front wheel complete—balloon—black	1926-27			7 00	7697E	2
2801E	Front wheel complete—balloon—natural	1926-27			7 00	7697F	2
2814L	Rear wheel complete—balloon—black—8" brake drum	1925			7 00	7698ER	2
2814L2	Rear wheel complete—balloon—black—11" brake drum	1926-27			7 00	7698G	2
2814M	Rear wheel complete—balloon—natural—8" brake drum	1925			7 00	7698FR	2

*Substitute 2733B with spring perches for 2733.

†Use with 2845 rim.

‡Use with 2845C or 2845D rim.

§Use with attached clamp rim.

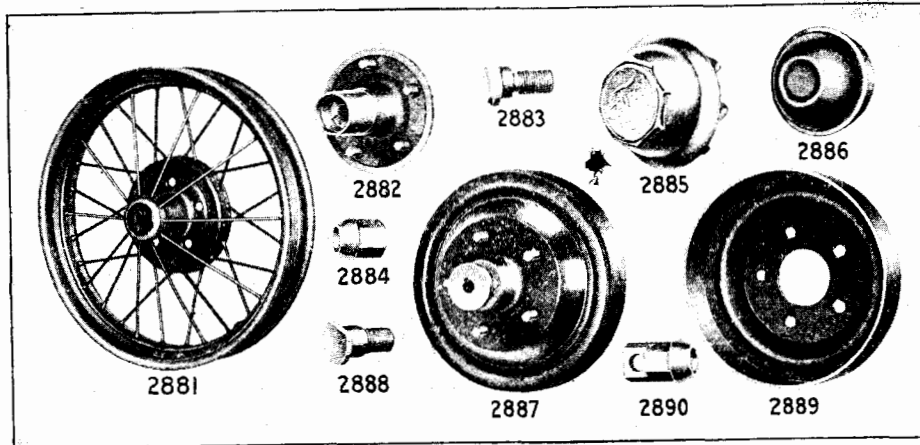
Above quantity prices as well as individual prices subject to wholesale trade discount.

Part No.	Name of Part	Year	LIST PRICE Lots of 10 per lot	PRICE Lots of 100 per lot	Each	Fac. No.	No. Req. per Car
----------	--------------	------	--	------------------------------------	------	-------------	---------------------------

WHEELS—Continued

WHEELS (Balloon Demountable)—Continued

2814M2	Rear wheel complete—balloon—natural—11" brake drum	1926-27			\$7 00	7698J	2
2814N	Rr. wheel—balloon—with hub less rim—black—8" brake drum	1925			5 50	2815FR	2
2814N2	Rear wheel—balloon—with hub less rim—black—11" brake drum	1926-27			5 50	2815J	2
2814P	Rr. wheel—balloon—with hub less rim—natural—8" brake drum	1925			5 50	2815GR	2
2814P2	Rear wheel—balloon—with hub less rim—natural—11" brake drum	1926-27			5 50	2815M	2




WHEELS (Wire)

2880	Wire wheels, set of 5—specify Black, Red, Green or Straw color	1926-27			35 00		
2881	Wire wheel, less hub—specify Black, Red, Green, or Straw color	1926-27			7 00	2846	5
2882	Front hub with bolts including R. B. cups	1926-27			2 50	2841	2
2883	Front hub bolt	1926-27			05	7332B	10
2884	Front and rear hub bolt nut	1926-27			15	A21837	22
2885	Front and rear hub cap	1926-27			30	7727B	50
2886	Front hub grease retainer	1926-27			10	2840	2
2887	Rear hub and brake drum with bolts	1926-27			2 50	2842B	2
2888	Rear hub bolt	1926-27			05	2811	10
2889	Hub brake drum	1926-27			70	3D	2
2890	Wire wheel locking nut	1926-27			30	A21838	1
2891	Wire wheel socket wrench	1926-27			45	2839	
2892	Wire wheel rim lining	1926-27			15	A1024	

HUBS AND PARTS

2803B	Front hub with R. B. cups	1909-27			1 90	219	2
2804	Outer race	1909-25		\$7 50	10	234R	2
2805	Inner race	1909-25			15	235R	2
2806	Outer ball retainer	1909-25	\$0 15	1 00	02	236AR	2
2807	Inner ball retainer	1909-25	15	1 25	03	237AR	2
2808	Dust ring	1909-27	20		03	238	2
2809	Front and rear hub felt washer	1909-27	35	3 00	05	239A	4
2810	Large balls	1909-25		3 00	04	241AR	24
2811	Small balls	1909-25		2 00	03	A24500	22
2815C	REAR HUB	1912-27			1 10	2819	2
2816B	Rear hub key	1912-27	15		03	A4243	2
2818	Hub brake drum	1909-25			45	3BR	2
2818B	Hub brake drum	1926-27			65	3C	2
2819	Hub cap	1909-27			15	7727A	4
2825	Rear hub bolt	1911-27	20	1 50	03	28B	12
2825B	Hub bolt nut	1911-27	15	1 25	02	A21740	24
2826	Front hub bolt	1911-27	20	1 50	03	27A	2
2827	Hub flange	1911-27	1 75		20	233B	4

Above quantity prices as well as individual prices subject to wholesale trade discount.



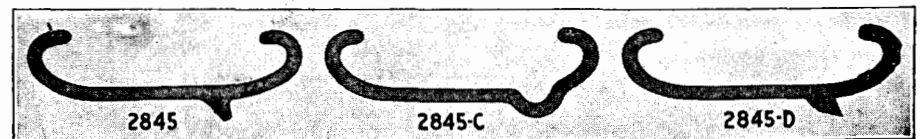
Part No.	Name of Part	Year	LIST PRICE Lots of 10 per lot	PRICE Lots of 100 per lot	Each	Fac. No.	No. Req. per Car
----------	--------------	------	--	------------------------------------	------	-------------	---------------------------

HUBS AND PARTS—Continued

2833	Front hub bear. cup—inner	1919-27			\$0 35	2955	2
2834	Inside cone and roller assy.	1919-27			1 00	205B	2
2836	Front hub bearing cup—outer	1919-27			30	2956	2
2837	Outside cone and roller assy.—right thread	1919-27			65	206B	1
2838	Outside cone and roller assy.—left thread	1919-27			65	207B	2
2841	Front hub dust cap assy.	1919-27			08	350	2

RIM AND RIM CARRIER


2845	Demountable rim only—Kelsey	1919-24			1 40	8774AR	4
*2845B	Demountable rim only—Hayes	1919-26			1 40	8774BR	4
2845C	Demountable rim only—Ford	1922			1 40	8774CR	4
2845D	Demountable rim only—Ford	1923			1 40	8774DR	4
2845E	Demountable rim only—balloon	1926-27			1 40	8774E	4
†2846B	Demountable rim clamp	1919-24	\$0 50	\$4 00	10	8831BR	16
†2846C	Dem. rim clamp and nut assy.	1922	1 30	12 00	15	8807	16
**2846D	Dem. rim clamp	1923	50	4 25	10	8831FR	16
2847	Demountable rim bolt	1919-27	30	2 50	05	8832A	16
†2848	Dem. rim nut	1919-27	30	2 50	05	8834B	16
†2848B	Dem. rim nut	1919-25	30	2 50	05	8834A	16
2849	Spare rim carrier	1919-25			2 50	8848C	1
2849B	Spare rim carrier clamp bolt	1921-25			02	7509B	1
†2849B2	Spare rim carrier clamp bolt	1925-27			02	7509CR	
†2849B3	Spare rim carrier clamp bolt	1926-27			02	7509D	
2849C	Spare rim carrier clamp support and bolt assy.	1921-25			10	7511AR	4
2849C	Spare rim carrier clamp support and bolt assy.	1924-25			10	7511BR	



§Use with 2845 rim. †Use with 2845C rim. **Use with 2845D rim. *Attached clamp.
 ††Square shoulder. ‡‡Round shoulder.

††Use with 2845B, 2845D and 2845E rim.
 Above quantity prices as well as individual prices subject to wholesale trade discount.

Part No.	Name of Part	Year	LIST PRICE		Each	Fac. No.	No. Req. per Car
			Lots of 10 per lot	Lots of 100 per lot			
WHEELS—Continued							
RIM AND RIM CARRIER—Continued							
2849 D	Spare rim carrier clamp	1921-25	\$0 10			7312CR	1
2849 E	Spare rim carrier—balloon	1925	2 25			8848ER	1
2849 F	Spare rim carrier	1925-27	15			7312D	1
2870	Spare rim carrier bracket—R.	1919-22	50			8824AR	1
2870 B	Spare rim carrier bracket—R.	1922-25	80			8824BR	1
†2870 C	Spare rim carrier bracket—R.	1925	80			8824CR	1
2871	Spare rim carrier bracket—L.	1919-22	50			8825AR	1
2871 B	Spare rim carrier bracket—L.	1922-25	80			8825BR	1
†2871 C	Spare rim carrier bracket—L.	1925	80			8825CR	1
2872	Spare rim bracket and bolt assy.—Road.—Cp.	1926-27	1 50			7317A	1
2872 B	Spare rim bracket and bolt assy.—T. C.—Tudor—Fordor	1926-27	2 75			7333A	1
2872 C	Spare rim bracket assy.—Road. Pickup	1927	3 00			7393	1
2873	Spare rim carrier only—balloon	1926-27	1 25			7336A	1
2874	Spare rim carrier only—30" x 3 1/2"	1926-27	1 25			7336BR	1
2875	Spare rim carrier bolt	1926-27	10			A21216	3
2875 B	Spare rim carrier bolt	1926-27	03			7338	3
2876	Spare rim carrier bolt nut	1926-27	05			8446	1
*2877	Demountable rim hinge pin	1926-27	05			179B	1
2877 B	Demountable rim lock screw	1926-27	05			179AR	1
2878	Spare rim bracket to running board shim—Pickup	1927	10			73799	1



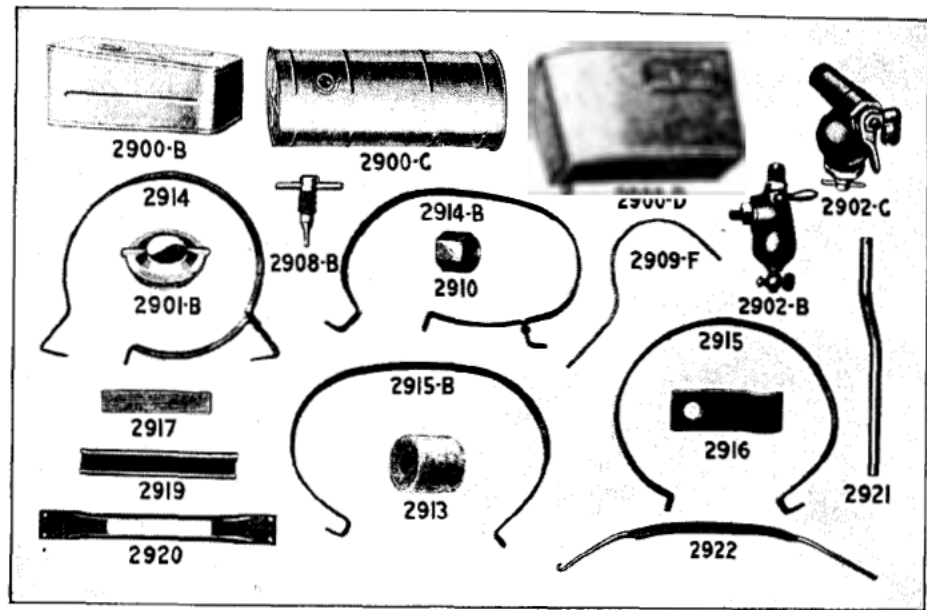
FRAME

2850	Frame assembly	1909-25	20 00			2916AR	1
2850 B	Frame assembly	1926-27	20 00			2916B	1
2851 B	Side member—R.	1914-25	4 00			2914AR	1
2851 C	Side member—L.	1926-27	4 00			2914B	1
2852 B	Side member—L.	1914-25	4 00			2915AR	1
2852 C	Side member—L.	1926-27	4 00			2915B	1
2853	Front cross member	1909-27	90			303	1
2854 B	Rear cross member	1914-25	1 65			2913AR	1
2854 C	Rear cross member	1926-27	2 50			2913B	1
2855	Front corner bracket—R.	1909-27	15			305	1
2856	Front corner bracket—L.	1909-27	15			306	1
2857	Rear corner bracket—R.	1909-25	15			307AR	1
2857 B	Rear corner bracket—R.	1926-27	15			307B	1
2858	Rear corner bracket—L.	1909-25	15			308AR	1
2858 B	Rear corner bracket—L.	1926-27	15			308B	1
2859	Front end spacer—L.	1909-25	10			318B	1
2859 B	Front fender bracket to frame support—L.	1926-27	20			318C	1
2860	Front end spacer—R.	1909-25	10			319B	1
2860 B	Front fender bracket to frame support—R.	1926-27	20			319C	1
2863	Body bracket	1909-27	10			344	4

GASOLINE TANK

2900 B	Gas tank—Sedan	1916-25	6 00			7950R	1
2900 C	Gasoline tank	1909-25	4 00			1303B	1
2900 D	Gas tank—Road.—T. C.—Cp.—Tudor	1926-27	6 00			45070	1
2901 B	Filling plug	1909-27	12			1317	1
2902 B	Sediment bulb	1909-27	1 35			2888	1

†For balloon rim carrier. *Used only on Kelsey rims. Above quantity prices as well as individual prices subject to wholesale trade discount.

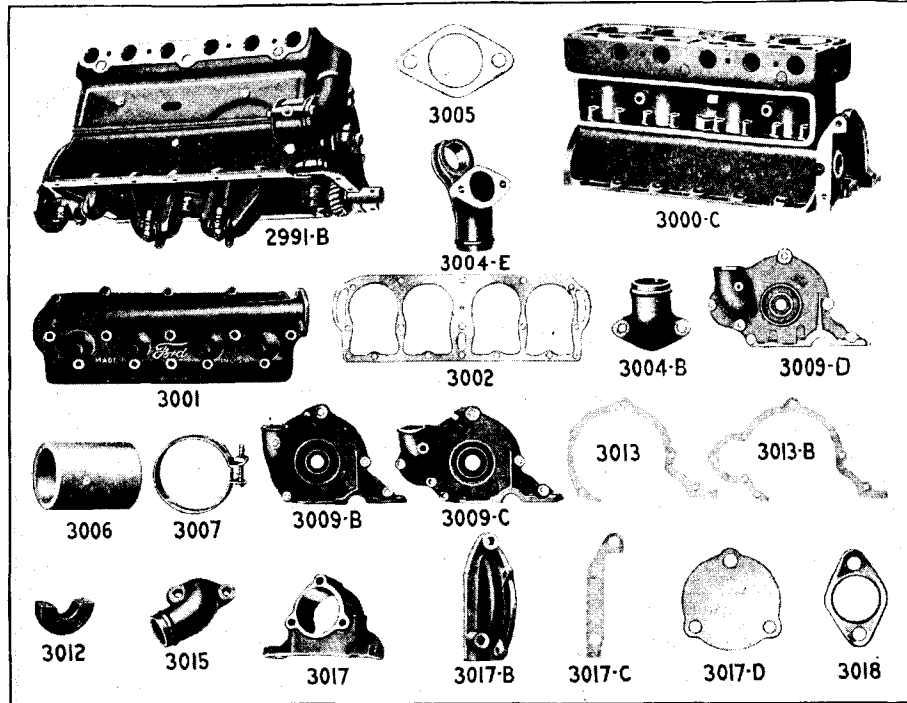


Part No.	Name of Part	Year	LIST PRICE		Each	Fac. No.	No. Req. per Car
			Lots of 10 per lot	Lots of 100 per lot			

GASOLINE TANK—Continued

2902 C	Sediment bulb assy.—Road.—T. C.—Cp.—Tudor	1926-27					\$1 35	2053	1		
2903	Filling plug gasket	1909-27					02	1306	1		
2904	Sediment bulb flange	1909-27					40	2051	1		
2905	Sediment bulb flange gasket	1909-27					03	2094	1		
2908	Pet cock	1909-25									
2908 B	Sediment bulb drain plug assy.—Road.—T. C.—Cp.—Tudor	1926-27									
2909	Feed pipe—39 1/4"	1909-26									
*2909 A2	Feed pipe—Fordor—T. Comm.—T. T.	1926-27									
2909 B	Feed pipe—51"	1916-23					25	1364BR	1		
2909 C	Feed pipe—66 1/2"	1918-19					\$2 50	30	7965AR	1	
2909 D	Feed pipe—56 1/2"	1919-25					35	9775R	1		
2909 E	Feed pipe—49 1/2"	1923-25					35	8690R	1		
2909 F	Feed pipe—Road.—T. C.—Cp.—Tudor	1926					30	7965BR	1		
*2909 F2	Feed pipe—Road.—T. C.—Cp.—Tudor	1926-27					15	1373AR	1		
2910	Feed pipe pack nut	1909-26					40	\$3 00	15	1373BR	1
2911	Feed pipe—78"	1915					60	1394R	1		
2913	Feed pipe gasket	1909-26					15	1 00	02	5892	1
2914	Gas tank support—R.	1917-20					20	2132AR	1		
2914 B	Gas tank support—R.	1920-27					20	2132B	1		
2915	Gas tank support—L.	1917-20					20	2133AR	1		
2915 B	Gas tank support—L.	1920-27					20	2133B	1		
2916	Feed pipe clamp	1921-27					01	2118	1		
2917	Gas tank pad—upper—Road.—T. C.—Cp.—Tudor	1926-27					40		05	45147	1
2918	Gas tank pad front—Road.—T. C.—Cp.—Tudor	1926-27					30	45154	1		
2919	Gas tank support pad—Road.—T. C.—Cp.—Tudor	1926-27					10	40190	2		
2920	Stop and pad assy.—Road.—T. C.—Cp.—Tudor	1926-27					75	45153	2		
2921	Gas tank overflow pipe—Road.—T. C.—Cp.—Tudor	1926-27					25	45117	1		
2922	Gas tank support and pad assy.	1926-27					50	40158	1		

*Used with vaporizer. Above quantity prices as well as individual prices subject to wholesale trade discount.



Part No.	Name of Part	Year	LIST PRICE Lots of 10 per lot	LIST PRICE Lots of 100 per lot	Each	Fac. No.	No. Req. per Car
----------	--------------	------	--	---	------	-------------	---------------------------

CYLINDER MOTOR

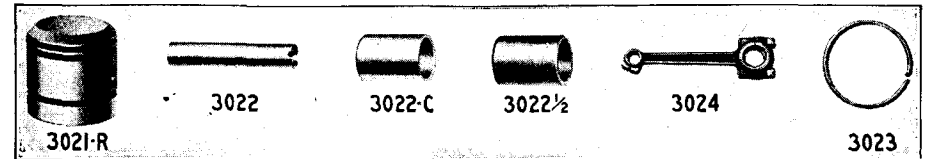
2990B	Motor assembly—less starter	1909-27			\$125.00	532D	1
2991B	Cylinder assembly—std	1909-27			60.00	449B	1
3000C	Cylinder	1909-27			20.00	400D	1
3001	Cylinder head	1909-27			6.00	401C	1
3002	Cylinder head gasket	1909-27			30	402B	1
3003	Cylinder head cap screw	1909-17	\$0.30		05	483B	15
3003B	Cylinder head cap screw	1918-27	45	\$4.00	05	483C2	15
3004	Cylinder head outlet con.	1909-16			35	446CR	1
3004B	Cylinder head outlet con.	1917-25			45	8719AR	1
3004E	Cylinder head outlet con.	1926-27			75	8719C	1
3005	Cylinder head outlet conn. gasket	1909-27	25		03	445B	1
3006	Cylinder head outlet hose	1909-27	1.35	12.50	15	448B	2
3007	Cylinder head outlet hose clip	1909-27	35	3.00	05	A8261	2
3008	Cylinder head outlet conn. screw	1909-27	20	1.50	03	550C	2
3008B	Cylinder head outlet connection screw (nickel head)	1926-27			05	403	2
3009B	Cylinder front cover	1909-19			1.00	690BR	1
3009C	Cylinder front cover	1919-26			1.20	690C	1
3009D	Cylinder front cover	1926-27			1.20	690D	1
3010	Cylinder cover bolt and nut	1909-27			Order 4808 and 2515		
3011	Cylinder cover cap screw	1909-27	20	1.50	03	432	3
3011B	Cylinder cover to cylinder screw	1926-27		2.50	03	436	1
3012B	Cylinder cover gasket	1909-27	45	4.00	05	504	2
3013	Cylinder cover liner	1909-19	15	1.00	02	505B	1
3013B	Cylinder cover liner	1919-27	10	65	02	505C	1
3014	Cylinder cover and crank case bolt and nut	1909-27			Order 3362 and 2515		
3015	Cylinder water inlet conn.	1909-27			40	442B	1
3016	Cylinder inlet conn. screw	1909-26	25	2.00	03	597R	2

†Not subject to regular discount.
Above quantity prices as well as individual prices subject to wholesale trade discount.

Part No.	Name of Part	Year	LIST PRICE Lots of 10 per lot	LIST PRICE Lots of 100 per lot	Each	Fac. No.	No. Req. per Car
----------	--------------	------	--	---	------	-------------	---------------------------

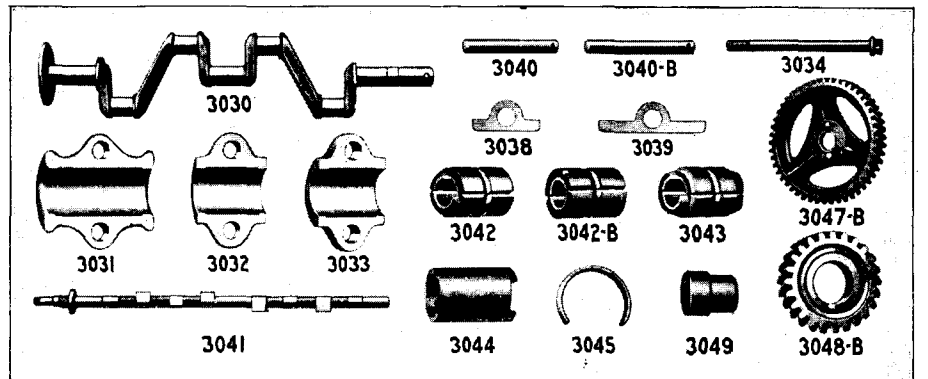
CYLINDER—Continued

3016B	Cylinder head inlet connection screw (nickel head)	1926-27			\$0.05	443	1
3017	Time gear cover	1919-27			90	1754B	1
3017B	Time gear cover	1919-21			1.00	1754AR	1
3017C	Time gear cover gasket	1919-27		\$0.30	01	1775	1
3017D	Time gear cover plate	1919-27			03	1773	1
3017E	Time gear cover to C. C. screw	1919-27	15	1.25	02	A20935	1
3017F	Time gear cover to cylinder screw	1908-27	25	2.00	03	484	1
3018	Cylinder water inlet gasket	1909-27			03	A8280	1
3019B	Cylinder water jacket plug	1914-27			01	5919	2



PISTON AND CONNECTING ROD

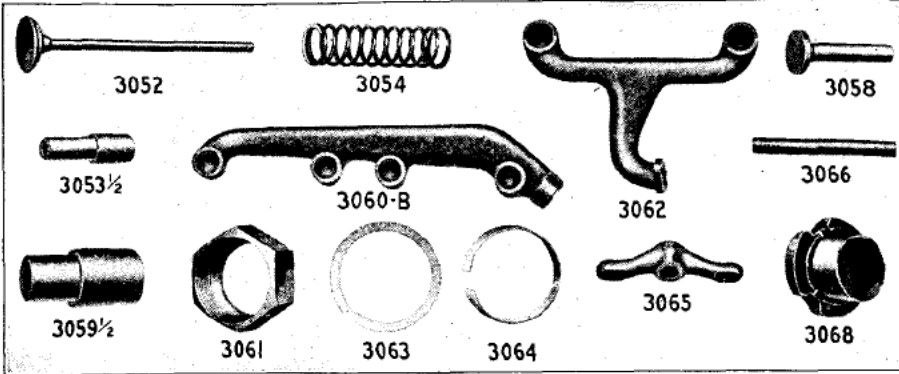
3021R	Piston and pin (2 lbs.)	1909-27			1.40	4473H	1
3021S	Piston and pin—.0025" O. S. (2 lbs.)	1909-27			1.40	4473IR	1
3021T	Piston and pin—.005" O. S. (2 lbs.)	1909-27			1.40	4473JR	1
3021U	Piston and pin—.03125" O. S. (2 lbs.)	1909-27			1.40	4473KR	1
3021V	Piston and pin—.033" O. S. (2 lbs.)	1909-27			1.40	4473LR	1
3021W	Piston and pin—.010" O. S. (2 lbs.)	1909-27			1.40	4473MR	4
3022	Piston pin	1909-27			25	419B	4
3022 1/2	Piston pin bushing (pr.) O. D. .934"	1909-23			20	668AR	4
3022C	Piston pin bushing (pr.) O. D. .872"	1923-27			20	668B	4
3023	Piston ring	1909-27	1.80	16.50	20	422C	12
3023B	Piston ring .031" O. S.	1909-27	1.80	16.50	20	422ER	12
3023C	Piston ring .010" O. S.	1909-27	1.80	16.50	20	422DR	12
3023D	Piston ring .038" O. S.	1909-27	1.80	16.50	20	422FR	12
3024	CONNECTING ROD	1909-27			1.60	641B	4
3024B	Connecting rod	1909-25			1.60	641AR	4
3025	Connecting rod cap bolt	1909-27	35	3.00	05	489B	8
3026	Connecting rod cap bolt nut	1909-27	45	4.00	05	A21751	8
3029	Connecting rod clamp screw	1909-27	25	2.25	03	578	4



CRANK SHAFT AND CAM SHAFT

3030	CRANK SHAFT	1909-27			9.25	498B	1
3031	C. S. rear bearing cap	1909-27			50	405AR	1
3031B	C. S. rear bearing cap	1909-27			50	405AR	1
3032	C. S. front bearing cap	1909-27			40	406B	1
3032B	C. S. front bearing cap	1909-27			40	406B	1
3033	C. S. center bearing cap	1909-27			40	407B	1
3033B	C. S. center bearing cap	1909-27			40	407B	1
3034	C. S. bearing bolt—center and front	1909-27	90	7.50	10	408	1
3035	C. S. bearing bolt nut	1909-27			Order 2551B		

††Connecting rods of present design requiring new bearings will be exchanged by dealers at 60c each.
**Special rod for crankshafts worn .025" undersize.
†Rough Babbitted. ††Used with 3000C cylinder on cars not equipped with starter.
Above quantity prices as well as individual prices subject to wholesale trade discount.



Part No.	Name of Part	Year	LIST PRICE		Each	Fac. No.	No. Req. per Car
			Lots of 10 per lot	Lots of 100 per lot			

MOTOR—Continued

CRANK SHAFT AND CAM SHAFT—Continued

3036	C. S. rear bearing bolt	1909-27	\$0 90	\$7 50	\$0 10	478	2
3038	C. S. bearing liner—center and front	1909-27	05	30	01	502B	8
3039	C. S. rear bearing liner	1909-27	05	30	01	503B	1
3040	C. S. starting pin	1909-20	30		05	529BR	1
3040B	C. S. starting pin	1920-27	20		03	529C	1
3041	CAM SHAFT	1909-27			4 00	410	1
3042	Cam shaft front bearing	1909-24			45	411AR	1
3042B	Cam shaft front bearing	1924-27			45	411B	1
3043	Cam shaft center bearing	1909-27			45	412B	1
3044	Cam shaft rear bearing	1909-27			15	413	1
3045	Cam shaft bearing ring	1909-27	15		02	534	2
3046	Camshaft bearing set screw	1909-27	35	3 00	05	414	2
3047B	Time gear—large	1909-27			75	415B	1
3048B	Time gear—small	1909-27			75	416B	1
3049	Cam shaft gear dowel pin	1909-27			03	417	2
3050B	Cam shaft gear lock nut	1909-27	1 25	11 00	15	4453	1
3051	Small time gear key	1909-27	20	1 50	05	477	1


VALVES, PUSH RODS, EXHAUST AND INLET MANIFOLDS

3052	Valve	1909-27	1 35		15	424B	8
3052B	Valve— $\frac{1}{2}$ " O. S. stem	1909-27	1 35		15	424AR	8
3052B2	Valve (Steel)	1927			25	424D	8
3053 1/2	Valve bushing	1909-27			25	428	8
3054	Valve spring	1909-27	40		05	431	8
3056	Valve spring seat	1909-27		50 set	05	425	8
3057	Valve spring seat pin	1909-27		25 of 8	05	429	8
3058	Push rod	1909-27	1 20		15	426B	8
3058B	Push rod— $\frac{1}{2}$ " O. S. stem	1909-27	1 20		15	426AR	8
3059 1/2	Push rod bushing	1909-27			25	427	8
3060B	Exhaust manifold	1913-26			1 35	4483AR	1
3061	Exhaust pipe pack nut	1909-27			25	518	1
3062	Inlet pipe	1909-26			1 00	512BR	1
3063	Inlet and exh. pipe gasket	1909-27	15		02	513	6
3064	Inlet and exh. pipe gland	1909-27		75	01	514	6
3065	Inlet and exh. pipe clamp	1909-27			15	515	4
3066B	Inlet and exh. clamp stud nut	1909-27	20	1 25	03	A21741	4
3066C2	Inlet and exhaust manifold clamp stud (nickel head)	1926-27			05	4482	
3068	Breather pipe	1909-27	1 25		15	4468	1

CRANK CASE AND CYLINDER VALVE COVER

3069B	C. C. front end support	1911-17			1 00	801CR	1
3069C	C. C. front end support	1917-24			1 00	801DR	1
3069D	C. C. front end support	1924-27			1 00	801E	1
3070B	C. C. and cyl. gasket—L	1909-27		2 25	03	886	1
3071B	C. C. and cyl. gasket—R	1909-27		2 25	03	887	1
3072	C. C. and cyl. cover cap screw	1909-27	20	1 50	03	1388	2
3073	C. C. arm bolt—side	1909-27	35	3 00	05	479	2
3074	C. C. arm bolt—top	1909-27	25		03	940	2
3074B	C. C. arm bolt nut	1909-27		Order 2515			
3074C	C. C. arm bolt—top (Truck)	1918-27		2 50	03	TT940	2
3075C	C. C. front bearing and spring clip assy	1921-27			1 20	2921C	

*When used to replace stud $3\frac{1}{8}$ " long also new style 3065 clamp, reversing clamp.
 †Replaces 3075B.
 Above quantity prices as well as individual prices subject to wholesale trade discount.



Part No.	Name of Part	Year	LIST PRICE		Each	Fac. No.	No. Req. per Car
			Lots of 10 per lot	Lots of 100 per lot			

CRANK CASE AND CYLINDER VALVE COVER—Continued

3076C	C. C. front bearing and spring clip nut	1921-27					
3077	C. C. front bearing cap	1909-27	Order 2548				
3078	C. C. front bearing screw	1909-21	\$0 10	321			1
3078B	C. C. front bearing screw	1921-27	05	322			2
3078C	C. C. front bearing lock washer	1921-27	Order 3008				
3079	C. C. oil cock	1909-27	1 35				2
3080	C. C. drain cup plug	1909-27	Order 2532	50	01	A22300	2
3080B	C. C. drain cup plug gasket	1909-27		1 50	02	4339	1
3081	C. C. oil tube	1909-27			15	543B	1
3083	C. C. arm block	1909-27			05	890	2
3084	Engine pan—right	1909-27			30	1330	1
3085	Engine pan—left	1909-27			30	1331B	1
3088B	Engine pan and hood board bolt	1909-27	15	1 20	03	A20539	2
3088C	Engine pan and hood board bolt	1909-27	15	1 20	03	A20540	2
3088D	Engine pan and hood board bolt—Truck	1918-27	25	2 00	03	TT4073	2


Above quantity prices as well as individual prices subject to wholesale trade discount.

Part No.	Name of Part	Year	LIST PRICE Lots of 10 per lot	LIST PRICE Lots of 100 per lot	Each	Fac. No.	No. Req. per Car
----------	--------------	------	--	---	------	-------------	---------------------------

MOTOR—Continued

CRANK CASE AND CYLINDER VALVE COVER—Continued

3088E	Engine pan and hood board bolt nut	1909-27	\$0 07	\$0 60	\$0 01	A21664	1
3100	CRANK CASE	1912-25			12 00	1526E	1
3101	Crank case lower cover	1912-24			35	1582AR	1
3101B	Crank case lower cover reinforcement	1912-24			25	4378AR-4379AR	1
3101C	C. C. lower cover	1924-27			35	1582B	1
3101D	C. C. lower cover reinforcement	1924-27			25	4378B-4379B	1
3102B	C. C. lower cover gasket	1912-24	85	8 00	10	1586AR	1
3102C	C. C. lower cover gasket	1924-27	85	8 00	10	1586B	1
3103	C. C. lower cover screw	1912-27	15	1 00	02	A20707	17
3110	Cylinder valve cover	1912-21			15	656AR	2
3110B1	Cylinder valve cover	1921-26			20	656BR	2
3110B2	Cylinder valve cover	1926-27			20	656C	2
3111B	Cyl. valve cover gasket	1912-21			05	660AR	1
3111C	Cyl. valve cover gasket	1921-27			05	660B	2
3112	Cyl. valve cover screw	1912-27	25	1 50	03	654	1
3114	C. C. arm with rivets	1909-27			25	815B	2
3115	C. C. arm rivet	1909-27		30 doz.	05	312	1
3116	Brace (crankcase arm support to transmission cover)—R	1926-27			10	786	1
3117	Brace (crankcase arm support to transmission cover)—L	1926-27			10	787	1
3118	C. C. flange reinforcement—R	1924-27			10	824	1
3119	C. C. flange reinforcement—L	1924-27			10	825	1



COMMUTATOR

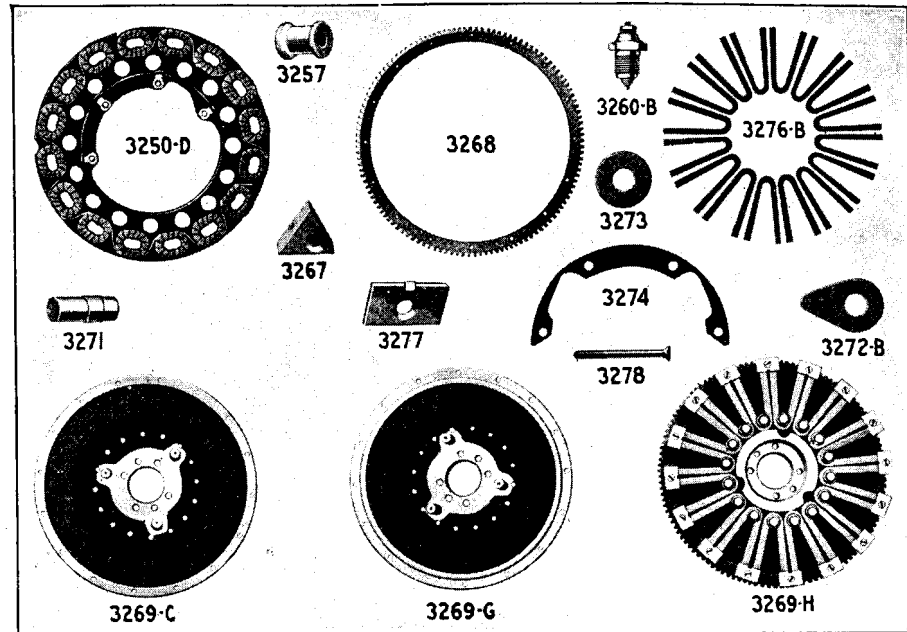
3162	Com. case support bolt	1912-19			05	4441	1
3162B	Com. case support bolt	1919-27			05	1756	1
3163	Com. case spring	1912-27			05	689	1
3165	Com. brush only	1912-27			15	4481	1
3176C	Com. oiler	1919-27	40		05	480C	1
3177	Com. felt ring	1912-27	15		02	5930	1
3206	Com. brush cap	1909-27	15		02	468B	1
3207	Com. brush cap pin	1909-27		25	01	466	1
3210	Com. contact point nut	1910-27		35	01	A21575	8
3220	Com. lock nut	1909-27	25	2 00	05	471	1
3221	Com. case with fibre	1912-27			55	5908	1
3222	Com. shield	1912-27			02	5923	1

MAGNETO AND FLY WHEEL

3250D	Magneto coil assembly	1915-27			5 00	5941B	1
3252	Magneto spool support screw	1909-27	Order 3371				
3254	Magnet bolt	1909-27	25	2 00	03	537B	16
3255	Magnet bolt washer	1911-27			01	624	16
3257	Magneto support	1909-27	25		03	535C	16
*3260B	Magneto contact assy.	1926-27			25	1545B	1
3261B	Magneto contact nut	1927		40	01	2506	1
3261C	Magneto contact screw washer	1909-27		25	01	A22150	1
3263	Magneto contact spacer	1909-25			20	1510R	1
3266	Magneto contact fibre screw	1909-27		35	01	A20208	3
3267	Magneto primary insulating block	1915-27			05	4382	1
3268	Fly wheel ring gear	1919-27			80	1885	1
3269C	Fly wheel	1911-19	Order 3269G and 3268				
3269G	Fly wheel	1919-27			5 00	701C	1
3269H	Flywheel with ring gear and magnets assembled	1919-27			13 00	5946B	1
3270	Fly wheel cap screw	1909-27			15	721	4
3271	Flywheel dowel pin	1909-27			10	722	2
3272B	Mag. coil support steel shim—small (.025" thick)	1909-27		75	01	584B	4

*Same as S-303. When used to replace 3260 also purchase 3263.

*Above quantity prices as well as individual prices subject to wholesale trade discount.



Part No.	Name of Part	Year	LIST PRICE Lots of 10 per lot	LIST PRICE Lots of 100 per lot	Each	Fac. No.	No. Req. per Car
----------	--------------	------	--	---	------	-------------	---------------------------


3274	Mag. coil support paper shim—large	1909-27	\$0 50	\$0 01	589		1
3275	Mag. coil support paper shim—small	1908-27		25	01	4487	1
3276B	Magnets (16)	1915-27			set 3 00	5933	16
3277	Magnet clamp	1911-27	\$0 20		03	623	16
3278	Magnet clamp screw	1911-27		1 75	02	625	16
3279	Magneto contact washer	1909-27		75	01	560	1

TRANSMISSION

3300C	Transmission assy.	1926-27			37 50	744D	1
3301	Trans. reverse plate assy.	1909-27			2 65	747	1
3304	Trans. reverse gear bushing	1909-27			55	705	1
3305	Trans. reverse and S. S. rivet	1909-27			25 doz.	05	708
3306	Trans. slow speed plate assy.	1909-27			2 70	748	1
3309	Trans. slow speed gear bushing	1909-27			35	745	1
3310	Trans. brake drum rivet	1909-27			30 doz.	05	711
3311	Trans. brake drum assy.	1909-25			2 60	750AR	1
3311B	Trans. brake drum assy.	1926-27			3 02	754	1
3313	Trans. triple gear lug shoe	1909-27			1 65	751B	3
3314	Trans. triple gear flanged bushing	1911-27			25	716B	3
3315	Trans. triple gear shaft	1909-27			10	715AR	3
3317	Trans. driven gear	1909-27			85	713	1
3318	Trans. driven gear key	1909-27			03	714	2
3320C	Trans. driven gear sleeve bushing	1909-27			20	712	2
3320D	Driven gear sleeve washer	1909-27		40	05	776	3
3321	Trans. driving plate assy.	1909-25			3 50	749AR	1
3321B	Trans. driving plate assy.	1926-27			3 50	749B	1
3323	Trans. driving plate screw	1909-25	Order 3371				
3323B	Trans. driving plate screw	1926-27			05	742	6
3324B	Trans. driving plate sleeve plug	1909-27			01	775	1
3325	Trans. driving plate rivet	1909-27			30 doz.	05	736
*3327B	Trans. driving plate bushing	1909-27			15	772	1
3328	Trans. clutch disc—small	1909-27		90	7 50	727	12

*When using short bushing in making repairs remove driving plate key.

Above quantity prices as well as individual prices subject to wholesale trade discount.



Part No.	Name of Part	Year	LIST PRICE		Each	Fac. No.	No. Req. per Car
			Lots of 10 per lot	Lots of 100 per lot			

TRANSMISSION—Continued

3329	Trans. clutch disc—large	1909-27	\$0 90	\$7 50	\$0 10	728B	13
3331	Trans. gear shaft	1909-27			1 65	723B	1
3332	Trans. clutch disc drum	1909-27			1 90	725B	1
3333	Trans. clutch disc drum key	1909-27	45		05	726B	1
3334	Trans. clutch disc drum set screw	1909-27			05	752	1
3336	Trans. clutch push ring	1909-27			25	770	1
3337 1/2	Trans. clutch finger screw	1909-25	40		05	756AR	3
3337 B	Trans. clutch finger and screw	1909-25			25	765AR	3
3337D	Clutch finger and screw	1926-27			25	765B	34
3337E	Clutch finger screw	1926-27	40		05	756B	3
3338	Trans. clutch finger pin	1909-25			01	735AR	3
3338B	Clutch finger pin	1926-27		75	01	735B	3
3340	Trans. clutch spring	1909-27			20	737	1
3341	Trans. clutch spring support	1909-27			10	738	1
3342	Trans. clutch spring thrust ring pin	1909-27	20	1 00	03	739	1
3344	Trans. clutch shift	1909-27			50	733	1

TRANSMISSION COVER


3362	Trans. cover bolt	1909-27	25	2 00	03	79	
3362B	Trans. cover bolt nut	1909-27	Order 2515				
3363	Trans. cover gasket (front)	1909-27	30		05	872B	
3367	Trans. cover door screw	1909-27	15	1 00	02	430	6
3368	Universal ball cap (rear)	1909-27			20	818	1
3369	Universal ball cap (front)	1909-27	30	2 50	80	819D	1
3371	Universal ball cap screw	1909-27	30	2 50	05	731	2
3372	Universal ball cap bolt and nut	1909-27	Order 3362 and 2515				
3375	Trans. cover screw	1909-27	Order 3072				
3376 B	TRANS. COVER	1919-25			6 00	826ER	1
3376C	Trans. cover	1926-27			6 00	826F	1
3377B	Trans. cover gasket	1909-27	70	6 00 pr.	10	885B	1
3378	Trans. cover door	1911-27			20	1546D	1
3379B	Trans. cover door gasket	1911-27	40	3 50	05	1547C	1
3380	Starter drive cover	1919-27			15	1763	1
3381	Starter drive cover gasket	1919-27	20	1 50	03	1764	1
3382	Trans. cover rear plate	1919-27			05	1761	1
3383	Trans. cover front plate	1919-27			07	1758	1
3384	Trans. cover to cylinder screw	1926-27	25	2 00	03	A21146	1
3385	Trans. cover to cylinder shim—.025" thick	1926-27			01	827	1
3386	Trans. cover to cylinder shim—.015" thick	1926-27			01	829	1

TRANSMISSION CONTROL

CLUTCH RELEASE

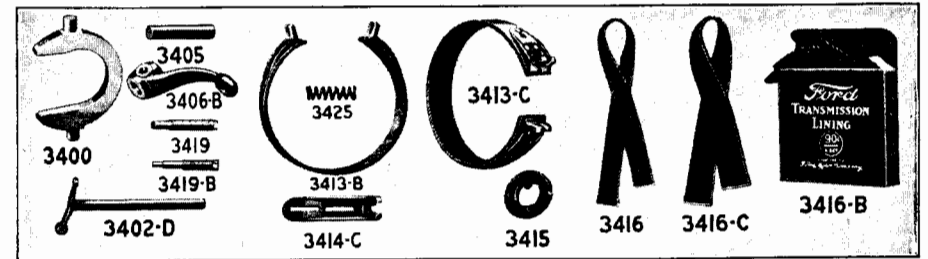
3400	Trans. clutch release ring	1909-27			20	741	1
3402D	Clutch lever and shaft	1913-27			40	1548	

When ordered to replace cover on cars below 2,044,100 also order 3402D clutch lever and shaft. Above quantity prices as well as individual prices subject to wholesale trade discount.



Part No.	Name of Part	Year	LIST PRICE		Each	Fac. No.	No. Req. per Car
			Lots of 10 per lot	Lots of 100 per lot			

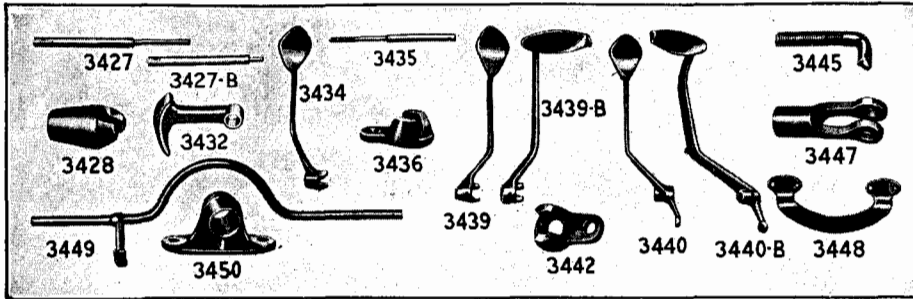
3403	Clutch lever screw	1909-27					Order 3973
3403B	Clutch lever screw nut	1909-27					Order 3066B
3405	Clutch lever pin	1909-27	\$0 35	\$0 01	1553		1
3406B	Clutch release fork—R. or L.	1913-27			15	4345	2
3406C	Clutch release fork pin	1913-27					Order 3405
3411	Clutch lever clevis pin	1909-27					Order 2564



TRANSMISSION BANDS

3413B	Trans. band assy. (detach)	1909-26	\$5 50	\$0 60	838B		2
3413C	Trans. brake band assy.	1926-27	8 00		90	861	1
3414C	Trans. band ear—detachable	1926-27			20	850B	3
3415	Trans. band washer	1909-27	15	1 25	03	840	2
3416	Trans. band lining	1909-27	1 80	17 00	25	1562A	2
3416B	Trans. band lining—set of 3 including rivets—in carton	1909-25	7 50	70 00	90	1564AR	1
3416C	Trans. brake band lining	1926-27	3 00	27 50	35	857	1
3416D	Trans. band lining—set of 3 including rivets—in carton	1926-27	8 50	80 00	1 00	1564B	1
3419	Trans. band adj. screw	1909-25	1 25	10 00	15	1533AR	1
*3419B	Trans. band adj. screw	1926-27	1 25	10 00	15	1533B	1
3420	Trans. band adj. screw nut	1909-27	30	2 50	05	1532	1
3421B	Trans. band ear iron rivet	1909-27	(2 00 per 1000)		dz. 05	843	9
3421C	Trans. band ear iron rivet	1926-27	(2 00 per 1000)		dz. 05	846	6
3422B	Trans. band brass rivet	1909-27	(3 60 per 1000)		dz. 05	A23041	6
3423B	Trans. band brass rivet	1909-27	(2 50 per 1000)		dz. 05	845B	24
3425	Trans. band spring	1909-27	15	1 25	03	841B	3
3426	Trans. band adj. nut	1909-27	20	1 50	03	851	2

*Used with detachable ear band. Above quantity price as well as individual prices subject to wholesale trade discount.



Part No.	Name of Part	Year	LIST PRICE Lots of 10 per lot	LIST PRICE Lots of 100 per lot	Each	Fac. No.	No. Req. per Car
----------	--------------	------	--	---	------	-------------	---------------------------

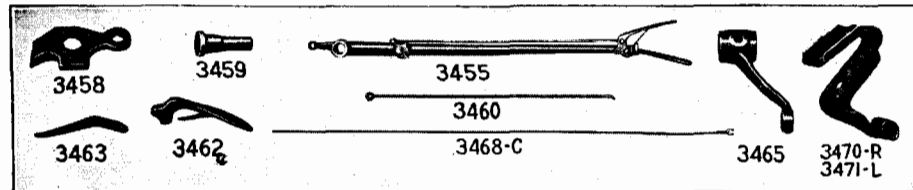
TRANSMISSION—Continued

PEDALS AND CONTROLLER SHAFT

3427	Slow speed shaft	1909-25			\$0 20	848BR	1
*3427B	Slow speed shaft	1926-27			20	848C	1
3428	Slow speed notch	1909-27			25	4327	1
3429	Slow speed notch pin	1909-27		\$0 50	01	1560	1
3432	Speed lever	1909-27			10	862B	1
3434	Reverse pedal	1909-25			65	4324	1
3435	Brake and reverse pedal shaft	1909-27			20	849B	2
3436	Brake and reverse pedal support	1909-27			15	4325	2
3437	Brake and reverse support bolt	1909-25	\$0 15	1 00	02	1534	2
3437B	Brake and reverse support bolt nut	1909-27	Order 2515				
3437C	Brake and reverse pedal support bolt	1926-27			05	1549	1
3439	Brake pedal	1909-25			65	4323AR	1
3439B	Brake pedal	1926-27			65	4323B	1
3440	Clutch pedal	1909-25			65	854BR	1
3440B	Clutch pedal	1926-27			65	854C	1
3441	Pedal pin	1909-27	Order 3405				
3442	Clutch pedal support	1909-27			15	4326	1
3443	Clutch pedal support bolt	1909-27		25	03	1536	1
3443B	Clutch pedal support bolt nut	1909-27	Order 2515				
3445	Slow speed connection	1909-27			07	1540	1
3446	Slow speed con. lock nut	1909-27	Order 2503F				
3447	Slow speed con. clevis	1909-27			08	802	1
3448	Controller quadrant	1909-27			20	309B	1
3449	Con. shaft with speed lever	1909-27			60	1557	1
3450	Controller shaft bracket	1909-27			15	311	2
3452	Controller shaft bracket bolt	1909-27		25	03	A20755	4
3452B	Controller shaft bracket bolt nut	1909-27		15	02	A21701	4

HAND BRAKE

3455	Hand brake lever	1909-27			1 75	1550	1
3456B	Hand brake lever pin	1909-27	Order 2574				
3458	Hand brake lever pawl	1909-27			05	875	1
3459	Hand brake lever pawl pin	1909-27		50	01	876	1
3460	Hand brake lever pawl rod	1909-27			10	877	1
3462	Hand brake lever pawl lift assembly	1909-27			10	4363	1



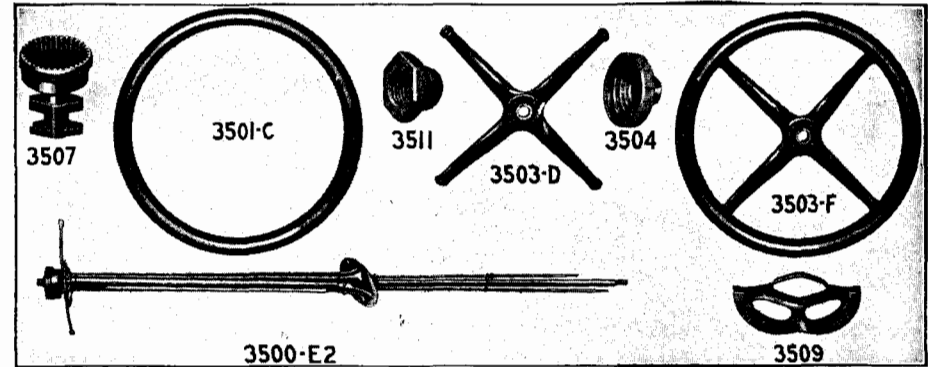
3463	Hand brake lever pawl lift spring	1909-27			02	888	1
3465	Hub brake lever	1909-27			20	864	1
3466	Hub brake lever pin	1909-27	Order 3405				
3467	Hub brake lever clevis	1909-27	Order 3447				

Used with detachable ear band.
Above quantity prices as well as individual prices subject to wholesale trade discount.

Part No.	Name of Part	Year	LIST PRICE Lots of 10 per lot	LIST PRICE Lots of 100 per lot	Each	Fac. No.	No. Req. per Car
----------	--------------	------	--	---	------	-------------	---------------------------

HAND BRAKE—Continued

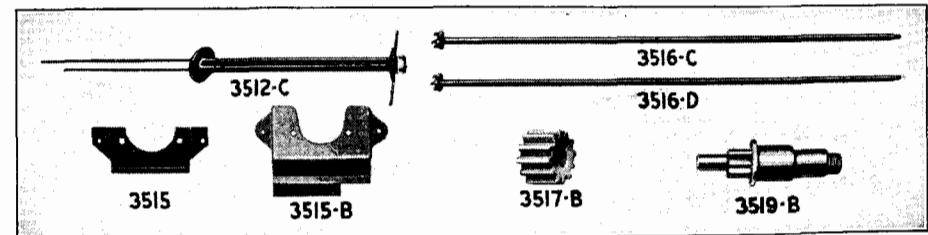
3468	Hub brake pull rod—R	1909-25			\$0 35	891BR	1
3468C	Brake rod assembly—R & L	1926-27			35	891C	2
3469	Hub brake pull rod—L	1909-25			35	1513BR	1
3470	Brake rod support—R	1909-27			07	1367C	1
3471	Brake rod support—L	1909-27			07	1398C	1
3472	Brake rod support bolt	1909-27		\$0 75	01	1308	2
3472B	Brake rod support bolt nut	1909-27	Order 3088E				



STEERING GEAR

STEERING GEAR AND GEAR CASE

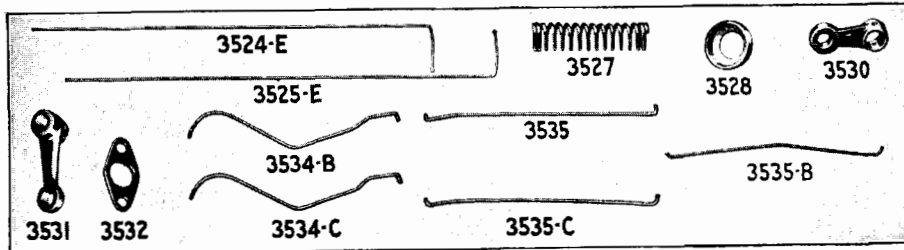
*3500E2	Steering gear assy. (less wheel and bracket) 5 to 1	1909-27			8 50	5402C	1
3501C2	Steering gear rim (17")	1920-27			1 65	901D	1
3502	St. gear rim screw	1909-27		50	01	A22611	4
3503D2	St. gear spider (17")	1920-27			80	902D	1
3503F	St. gear spider and rim (17")	1926-27			3 00	995B	1
3504	St. gear cover	1909-27			45	5039	1
3505	St. gear cover screw	1909-27		50	01	910	1
3506	St. gear cover bushing	1909-27			10	914	1
3506B	St. gr. driv. pinion washer	1909-27			05	5026	1
3507	St. gr. int. gear case and bushing	1909-27			1 50	5036	1
3509	St. gear quadrant	1909-27			25	906B	1
3510	St. gear quadrant rivet	1909-27		50	01	5041A	2
3511	St. gear wheel nut	1909-27			05	913	1
3512C	St. gear tubing assy.	1912-27			4 50	5016	1
3513C	St. tubing flange bolt	1913-27	Order 4805B				
3514	St. tub. flange screw nut	1913-27	\$0 10	65	02	A21707	4
3515	St. gear to dash cover—Road.—T. C.	1913-27			15	40161	1
	—Cp.—Tudor	1926-27					



3515B	St. gear to dash cover—Fordor	1926-27			20	54084	1
3516C	St. gear post	1912-21			1 75	5403AR	1
3516D	St. gear post	1921-25			1 75	5043B	1
3516E	St. gear post (5 to 1)	1926-27			1 75	5043C	1


*When used on cars equipped with carburetor add 3531.
Above quantity prices as well as individual prices subject to wholesale trade discount.

Part No.	Name of Part	Year	LIST PRICE		Each	Fac. No.	No. Req. per Car
			Lots of 10 per lot	Lots of 100 per lot			
STEERING GEAR—Continued							
STEERING GEAR TUBING AND POST							
3517	St. gear pinion	1909-25			\$0 10	916AR	3
3517B	St. gear pinion (5 to 1)	1926-27			10	916B	1
3518	St. gear pinion pin—short	1909-27			02	917	2
3518B	St. gear pinion pin—long	1921-27			02	918	1
3519	St. gear drive pinion	1909-25			35	911AR	1
3519B	St. gear drive pinion Assy. (5 to 1)	1926-27			60	915	1
3520	St. gear drive pinion key	1909-27	\$0 20	\$1 00	03	909	1
3523	St. gear post castle nut	1909-27	Order 2551B				



STEERING GEAR THROTTLE AND SPARK RODS

3524E	Throttle rod	1912-27			45	5038	1
3525E	Spark rod	1912-27			45	5037	1
3527	Spark and throttle rod spring	1909-27	15		02	935	2
3528	Spark and throttle rod collar	1909-27	15		02	936	5
3529	Spark and throttle rod pin	1909-27		20	01	937	2
3530	Spark rod lever	1909-27			10	946	1
3531	Throttle rod lever	1909-26			10	947AR	1
3531B	Throttle rod lever (vaporizer)	1926-27			10	947B	1
3532	Spark and throttle rod guide	1909-27			03	938	1
3534B	Commutator pull rod	1912-25			15	2082AR	1
3534C	Commutator pull rod	1926-27			15	2082B	1
3535	Carburetor pull rod	1909-25			15	1329AR	1
3535B	Carb. pull rod—Road.—T. C.—Cp.	1926			10	1329CR	1
3535C	Carb. pull rod—Fordor—Chassis	1926			10	1332R	1



STEERING GEAR BRACKET

3539B	St. brkt. with bushing	1911-25			75	996AR	1
3539C	St. brkt. with bushing—truck	1918-27			75	TT996	1
3539D	Steering gear bracket Assy.—Road.—T. C.—Cp.—Tudor	1926-27			75	996B	1
3539E	Steering gear bracket Assy.—Fordor—Chassis	1926-27			75	997	1
3540	Brkt. bolt and nut—long	1909-27	Order 3073 and 2515				
3541	Brkt. bolt and nut—short	1911-27	Order 3074 and 2515				
3544	St. brkt. felt washer	1909-27	15	1 00	02	943R	1
3545C	St. brkt. bushing—upper	1909-21			15	5027	1
3545B1	St. brkt. bushing—lower	1921-25			10	944AR	1
3545B2	Steering bracket bushing	1926-27			10	944B	1
3546	St. brkt. block	1909-25			10	945AR	1
3546B	St. brkt. block—Truck	1918-27			10	TT945	1
3546C	Steering gear bracket block	1926			10	4635	1
3546C2	Steering gear bracket block	1926-27			10	945B	1
3547B	St. gear ball arm	1909-27			70	929C	1
3548	St. gear ball arm key	1909-27	20	1 50	03	930	1
3549	St. brkt. dust cap—Truck	1918-27			07	TT5044	1

Above quantity prices as well as individual prices subject to wholesale trade discount.

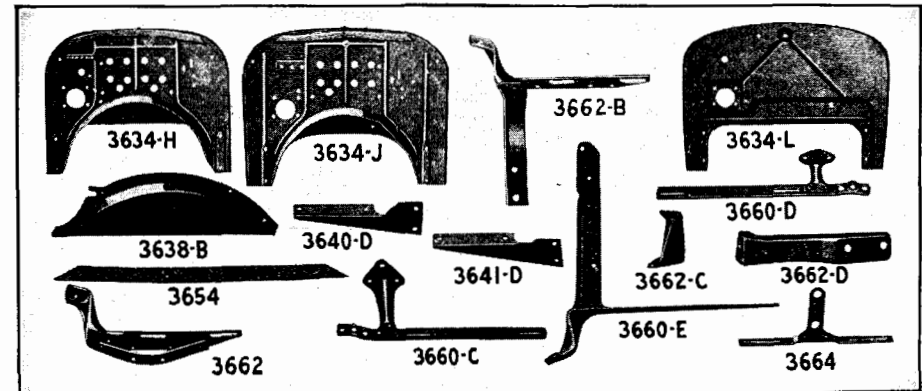
Part No.	Name of Part	Year	LIST PRICE		Each	Fac. No.	No. Req. per Car
			Lots of 10 per lot	Lots of 100 per lot			
BODY PARTS							
BODY BRACKETS							
3601B	Body bracket on body	1910-25			\$0 10	1624R	6
3601C	Body bracket—front—R	1921-25			20	7267BR	1
3601D	Body bracket—front—L	1921-25			20	7268BR	1
3601E	Body bracket—rear	1913-25			05	5650R	2
3601F	Body bracket—rear—R	1921-25			20	7137C	1
3601G	Body bracket—rear—L	1921-25			20	8001B	1
3602E	Body bracket con. bolt	1916-25	\$0 25	\$2 00	03	A21127	6
3602F	Body bracket con. bolt nut	1916-25	Order 2719				

FLOOR BOARDS

3624E	Front floor rubber mat	1915-24			90	7299AR	1
3624F	Front floor rubber mat	1924-25			90	7299BR	1
3624G	Front floor mat and weatherstrip Assy.	1926-27			1 50	45592	1
3676C	Rear floor rubber mat	1911-25			60	1606CR	1
3626C1	Floor board with plate (first)	1915-25			75	4200AR	1
3626C2	Floor board and plate Assy. No. 1	1915-25			75	4200BR	1
3627C1	Floor board with plate (second)	1915-25			75	4201AR	1
3627C2	Floor board and plate Assy. No. 2	1915-25			75	4201BR	1
3628B	Floor board with plate (third)	1915-25			1 50	7104AR	1
3630	Floor board forward plate for pedals	1908-25			10	1400C	1
3632	Floor board rear plate for pedals	1909-25			10	1095CR	1
3633	Floor board plate for side lever	1909-25			10	1094B	1

DASH

3634H	Dash—steel	1917-23			3 00	8754BR	1
3634J	Dash—steel	1923-25			3 00	8754C	1
3634L	Dash—chassis	1926-27			3 00	40067	1
3638B	Dash shield	1919-22			25	5432B	2
3640C	Dash bracket—left	1917-22			20	8722AR	1
3640D	Dash bracket—right (left 1922-25)	1923-27			15	8722B	1
3641C	Dash bracket—left (right 1922-25)	1917-22			20	8721AR	1
3641D	Dash bracket—right	1923-27			15	8721B	1
3642B	Dash bracket to dash bolt	1917-22			02	8740R	4
3642C	Dash bracket to dash nut	1917-22	15	1 25			
3653B	Dash to body bracket bolt	1915-25			15	4248	2
3653C	Dash to body bracket nut	1915-25			15	1 00	
3654	Dash to body gasket	1918-25	35	2 50	05	8769	1



LICENSE BRACKETS

3660C	Lamp and license brkt. Assy.	1915-21			25	7506AR	1
3660D	Lamp and license brkt. Assy.	1915-21			25	7505	1
3662	Oil tail lamp and license brkt. Assy.—Road.—Pick-up	1926			45	8923R	1
3662B	Oil tail lamp and license brkt. Assy.—T. C.	1923-26			75	7506CR	1

†Used with engine having wide pedals.

‡When used on 1911-16 cars redrill frame. *Used with steel dash.

§Used on Touring Car and Roadster without starter and demountable rims.

Above quantity prices as well as individual prices subject to wholesale trade discount.

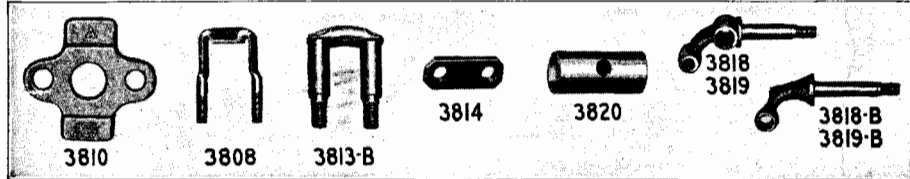
Part No.	Name of Part	Year	LIST PRICE		Each	Fac. No.	No. Req. per Car
			Lots of 10 per lot	Lots of 100 per lot			

BODY PARTS—Continued

LICENSE BRACKETS—Continued

3662C	Tall lamp and license brkt. support	1926			\$0 35	8767D	1	
3662D	Oil tall lamp and license brkt. sup.	1923-26			30	8767ER	1	
3664	Front license bracket	1921-27			15	493	1	
*3664B	Front license bracket	1926-27			15	T1493	1	
†3665	Front license clip	1926-27			05	6516	1	
3666	Front license clip bolt	1926-27			02	A20566	1	
3667	Front license clip bolt nut	1909-27				01	A21663	1
3668	Front license clip bolt washer				\$0 75			

Order 4868



SPRINGS

FRONT SPRING

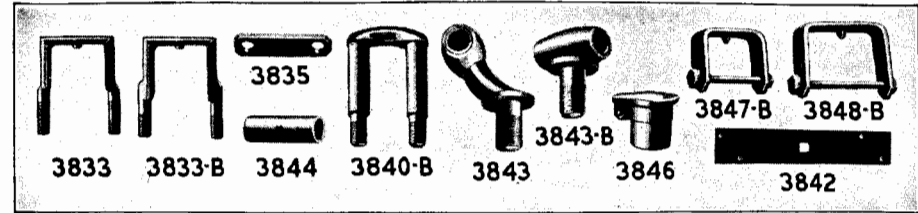
3800	Front spring—seven leaf	1909-25			2 25	332AR	1
3800B	Front spring—eight leaf	1926-27			2 25	332B	1
†3801	First leaf (main leaf)	1909-25			70	2943AR	1
†3801B	First leaf (main leaf)	1926-27			70	2943B	1
†3802	Second leaf	1909-25			45	2935AR	1
†3802C	Second leaf	1926-27			45	2935B	1
†3803	Third leaf	1916-25			35	2936AR	1
†3803C	Third leaf	1926-27			35	2936B	1
†3804	Fourth leaf	1916-25			30	2937AR	1
†3804C	Fourth leaf	1926-27			30	2937B	1
†3805	Fifth leaf	1916-25			25	2938AR	1
†3805C	Fifth leaf	1926-27			25	2938B	1
†3806	Sixth leaf	1916-25			20	2939AR	1
†3806C	Sixth leaf	1926-27			20	2939B	1
†3807	Seventh leaf	1916-25			15	2947AR	1
†3807C	Seventh leaf	1926-27			15	2947B	1
†3807D	Eighth leaf	1926-27			15	2949	1
3808	Front spring clip	1909-20			05	325C	2
3809	Front spring clip nut	1909-20		4 50	05	119	
3809B	Front spring clip nut	1921-27	\$0 35	3 00	05	A21876	
3810	Front spring clip bar	1921-27			25	342	1
†3811	Front spring tie bolt	1909-25		1 50	03	1362AR	1
†3811C	Front spring tie bolt	1926-27		1 50	03	1362B	1
†3811B	Front spring tie bolt nut	1900-27		1 00	02	A21706	1
†3813	Front spring hanger	1909-27		1 75	20	246C	2
3814	Front spring hanger bar	1900-27			04	7648	2
3815	Front spring hanger nut	1909-27			03	A21794	
3818B	Front spring perch—right	1909-27			50	274B	
3819B	Front spring perch—left	1919-27			50	275B	
3820	Front spring perch bush	1909-27		2 00	03	230	4
3821	Front spring perch nut	1909-21			05	240	1
3821B	Front spring perch nut	1921-27		4 00	05	262	1
3823	Front spring pad	1909-27					

Order 2507

REAR SPRING

†3824	REAR SPRING	1909-27			6 00	333	1
*3824B	REAR SPRING	1922-27			6 25	388	1
†3825B*	First leaf (main leaf)	1918-27			1 15	355	1
*3825C	First leaf (main leaf)	1922-27			1 15	389	1
†3826B	Second leaf	1918-27			1 00	362B	1
*3826C	Second leaf	1922-27			1 00	391	1
†3827B	Third leaf	1918-27			85	363B	1
*3827C	Third leaf	1922-27			85	392	1
†3828B	Fourth leaf	1918-27			85	364B	1
*3828C	Fourth leaf	1922-27			85	393	1
†3829B	Fifth leaf	1918-27			65	365B	1
*3829C	Fifth leaf	1922-27			65	394	1
†3830B	Sixth leaf	1918-27			50	366B	1

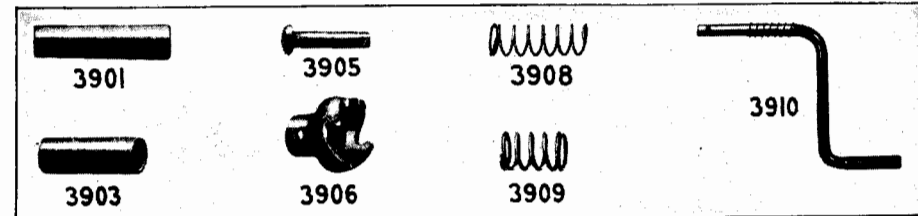
††Used on headlamp tie rod. *Nine-leaf spring. †Seven-leaf spring. †Eight-leaf spring. ††Use with nine-leaf front spring. †††Use with eight-leaf spring. Above quantity prices as well as individual prices subject to wholesale trade discount.



Part No.	Name of Part	Year	LIST PRICE		Each	Fac. No.	No. Req. per Car
			Lots of 10 per lot	Lots of 100 per lot			

REAR SPRINGS—Continued

*3830C	Sixth leaf	1922-27			\$0 50	395	1
†3831B	Seventh leaf	1918-27			40	376B	1
*3831C	Seventh leaf	1922-27			40	396	1
†3832B	Eighth leaf	1909-27			30	368B	1
*3832C	Eighth leaf	1922-27			30	397	1
*3832D	Ninth leaf	1922-27			25	398	1
†3833	Rear spring clip	1909-27			25	326	2
*3833B	Rear spring clip nut	1922-27			20	1737	2
3834	Rear spring clip nut	1909-27					
3835	Rear spring clip bar	1909-27			10	329	2
†3837	Rear spring tie bolt	1909-27	\$0 25	\$2 00	03	A20927	1
3837B	Rear spring tie bolt nut	1909-27		1 00	02	A21749	1
*3838	Rear spring tie bolt	1922-27		2 00	05	1355	1
3840B	Rear spring hanger	1909-27		20 00	25	91 1/2C	2
3841	Rear spring hanger bar	1909-27			04	7649	2
3841B	Rear spring hanger nut						
3842	Rear spring pad	1909-27			05	94	1
3843	Rear spring perch	1909-25			30	2804AR	2
†3843B	Rear spring perch	1926-27			30	2804B	2
3844	Rear spring perch bush	1909-27		3 00	05	172	4
3845	Rear spring perch nut	1909-25		4 00	05	174	2
3846	Spring perch oiler	1917-27		3 00	05	2944A	4
3847B	Front spring clamp assembly with bolt and nut	1916-27			07	2953	2
3848	Rear spring clamp assembly with bolt and nut	1909-17			07	376AR	2
3848B	Rear spring clamp assembly with bolt and nut	1918-27			07	378B	2



STARTING CRANK

3901	Starting crank handle	1909-22			20	520A	1
3902	Starting crank handle bolt	1909-22		6 00	10	521	1
3903	Starting crank sleeve	1909-22			10	523	1
3905	Starting crank ratchet pin	1909-27		2 00	05	A23828	1
3906	Starting crank ratchet	1909-27			15	528B	1
3908	Starting crank spring	1909-27		1 00	03	626	1
3909	Starting crank handle spring	1915-22			01	5911	1
3910	Starting crank assembly	1909-27			40	5931	

RADIATOR—THERMO SYSTEM

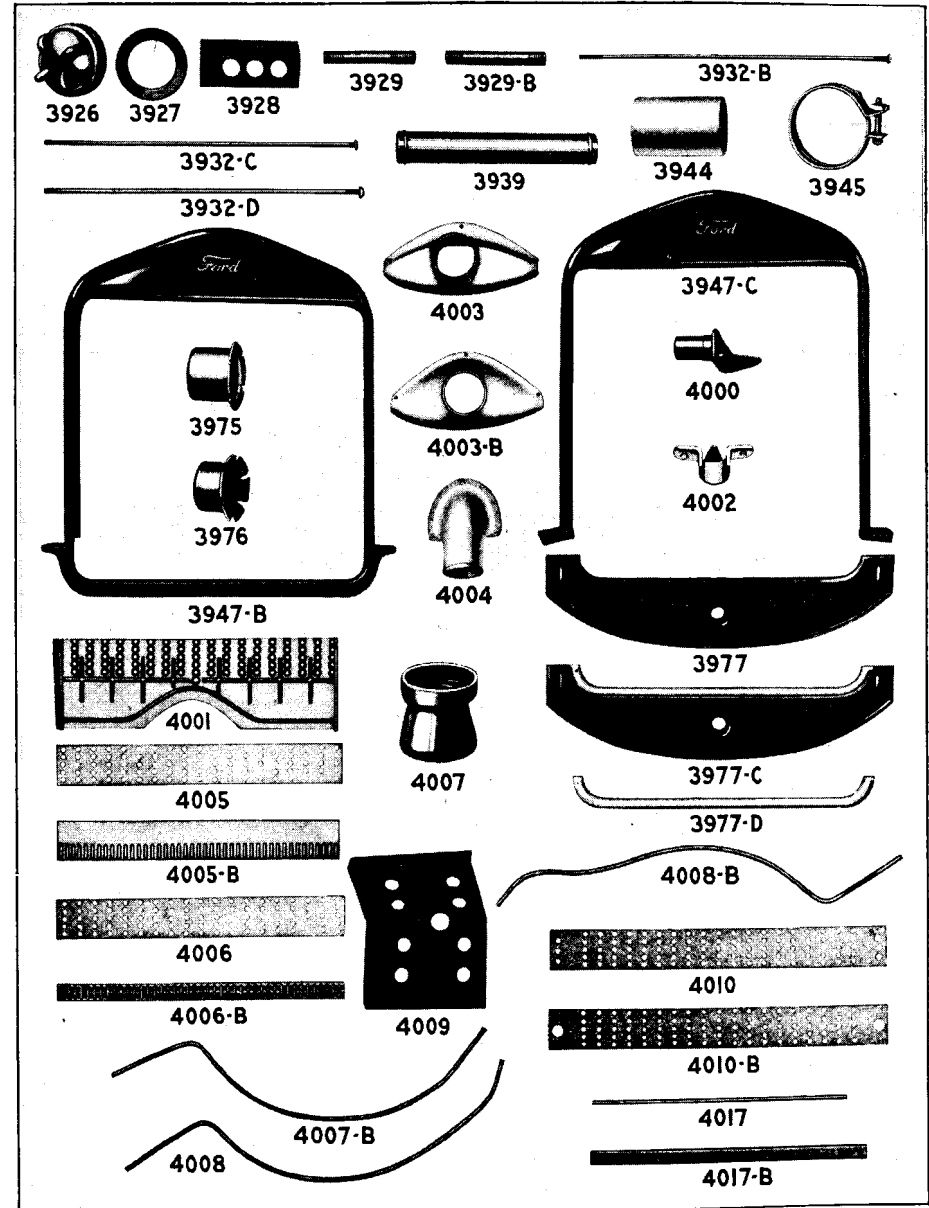
3925B	Radiator—with shell	1917-23			16 00	8700BR	1
3925C	Radiator—less shell	1917-23			15 00	8736CR	1
3925D2	Radiator—with shell	1923-27			14 00	8700J	1
3925E2	Radiator—less shell	1923-27			14 00	8736H	1
3925F2	Radiator with nickel shell	1926-27			16 00	8700H	1


††Service Dealers discount applies on radiator parts to Radiator Repair Shops. †††Use with 2501B or 2502B. ††††Use with eight-leaf spring. *Nine-leaf spring. Above quantity prices as well as individual prices subject to wholesale trade discount.

Part No.	Name of Part	Year	LIST PRICE		Each	Fac. No.	No. Req. per Car
			Lots of 10 per lot	Lots of 100 per lot			
RADIATOR—THERMO SYPHON—Continued							
3926	Radiator cap	1909-27	\$2 25		\$0 25	8714	1
3927	Radiator cap gasket	1909-26			02	1117AR	1
3927B	Radiator filler cap gasket (cork)	1926-27			03	1117B	1
3928	Radiator pad	1909-19			05	1105R	2
3929	Radiator stud	1909-19			05	1162AR	2
3929B	Radiator stud	1919-25			05	1162B	2
3929B2	Radiator stud	1909-27			05	1162C	24
3929C	Radiator stud nut	1909-27		15	03	1154	2
3930	Radiator stud spring	1909-27	Order 2742	1 40			
3931 1/2	Radiator stud washer nut	1909-27	20	1 75			
3932B	Radiator rod	1923			03	1161	2
3932C	Radiator rod	1923-25			15	1111CR	1
3932D	Radiator rod	1926-27			15	1111D	1
3934	Radiator rod nut	1909-27	Order 3066B		15	1111E	1
3939	Outlet connection pipe	1909-27			20	1121	1
3940	Outlet connection cock	1909-27	Order 3079				
3944	Outlet connection hose	1909-27	90	8 00			
3945	Outlet connection hose clip	1909-27	30				
3947B	Radiator shell	1917-23			10	507B	2
3947C	Radiator shell	1923-27			05	A8287	4
3947D	Radiator shell (nickel)	1926-27			1 50	8737BR	1
3975	Radiator stud spring upper thimble	1919-27			1 50	8737C	4
3976	Radiator stud spring lower thimble	1919-27			3 50	8737D	1
3977	Radiator apron	1923-25			02	1115	1
3977C	Rad. apron and finish strip assy.— Cp.—Tudor—Fordor	1926-27			05	1114	1
3977D	Rad. apron finish strip—Cp.—Tudor —Fordor	1926-27			35	8016AR	1
3977E	Radiator apron	1926-27			75	40113	1
3977F	Radiator apron	1926-27			35	8665	1
4000	Bracket (rod on rad.)	1909-27			40	40110R	1
4001	Bottom (up. tank)	1917-26			35	TF8016	1
4001B	Bottom (up. tank)	1924-26			10	1125B	1
4001C1	Bottom (upper tank)	1926-26			65	8706AR	1
4001C2	Bottom (upper tank)	1926-27			65	8706BR	1
4002	Clasp (hood on rad.)—black	1909-27			65	8706CR	1
4002B	Clasp (hood on rad.)—tinned	1926-27			65	8706D	1
4003	Con. (inlet)	1917-23			02	A8220	1
4003B	Con. (inlet)	1923-27			30	8712AR	1
4004	Con. (outlet)	1910-27			30	8712C	1
4005	Cover (lower tank)	1909-26			30	1104B	1
4005B	Cover (lower tank)	1924-26			30	1134BR	1
4005C1	Cover (lower tank)	1926-27			30	1134CR	1
4005C2	Radiator lower tank cover	1926-27			30	1134DR	1
4006	Fin	1909-26	75	5 00	30	1134E	1
4006B	Fin	1924-26	75	5 00	10	1143A	1
4006C1	Fin	1926-26	75	5 00	10	1143BR	1
4006C2	Radiator fin	1926-27	75	5 00	10	1143CR	1
4007	Flange (filler)	1917-27			10	1143D	1
4007B	Pipe (overflow)	1917-23			25	8713	1
4008	Overflow pipe	1923-27			20	8718AR	1
4008B	Overflow pipe	1924-26			20	8718CR	1
4009	Plate (splash)	1916-27			10	8718D	1
4010B1	Support	1920-26			25	8709	1
4010B2	Radiator support	1926-27			25	1126CR	1
4011	Support (lower tank)	1909-19			25	1126D	1
4011C	Support (lower tank)	1924-26			05	1190A	1
4012B	Support (upper tank) assy.—R	1923-27			10	1190C	1
4012D	Support (upper tank) assy.—R	1917-23			20	8829A	1
4012E	Support (upper tank) assy.—R	1924-26			25	8829D	1
4013B	Support (upper tank) assy.—L	1923-27			25	8829CR	1
4013D	Support (upper tank) assy.—L	1917-23			20	8830A	1
4013E	Support (upper tank) assy.—L	1924-26			25	8830D	1
4015	Tank (lower)	1909-27			25	8830CR	1
4016	Top (upper tank) less filler flange	1916-27			50	1137B	1
4017	Tube	1917-23			40	8705	1
4017B1	Tube	1924-26			05	8717AR	1
4017B2	Radiator tube (round)	1923-27			10	8717DR	1
4018	Wall (upper tank front)	1917-27			05	8717C	1
4019	Wall (upper tank rear)	1917-27			25	8707	1
4020	Wall assembly (rear)	1917-27			25	8708	1
					50	8872	1

†Flat tube design radiator. *3 tube design. **4 tube design.
‡4 or 5 tube.

Above quantity prices as well as individual prices subject to wholesale trade discount.





Part No.	Name of Part	Year	LIST PRICE Lots of 10 per lot	LIST PRICE Lots of 100 per lot	Each	Fac. No.	No. Req. per Car
----------	--------------	------	--	---	------	-------------	---------------------------

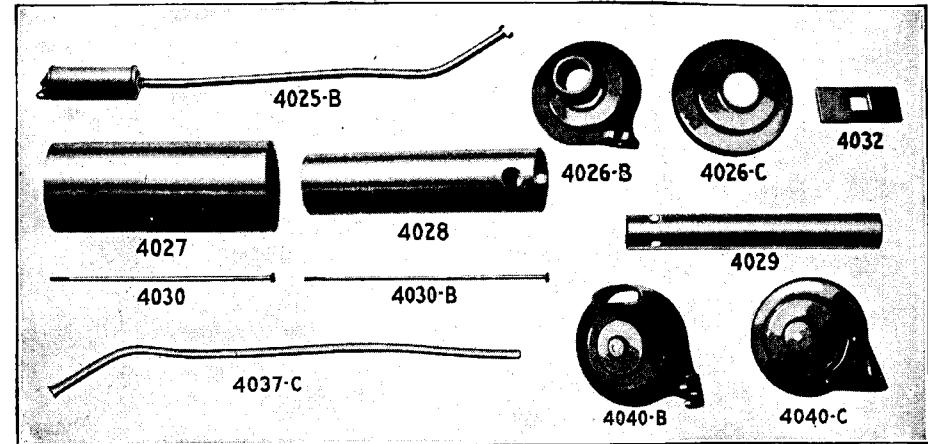
RADIATOR FAN

3960	Fan and pulley assembly	1909-20		\$1 25		619R	1
3961	Fan blade	1909-20		10		611AR	4
3961B	Fan blade rivets	1909-20		\$2 00	dz. 05	1566	16
3961C	Fan blade assembly	1920-27			20	620	1
3962B	Dr. fan pulley with bush	1920-26			70	618BR	1
3962C	Driven fan pulley assembly	1920-27			80	618C	1
3963	Fan drive pulley	1909-20			30	602A	1
3963B	Fan drive pulley	1920-27			35	602B	1
3964	Fan belt—23"	1909-16		3 00	40	609AR	1
3964C	Fan belt—26"	1917-20		3 00	40	609BR	1
3964E	Fan belt	1920-25		3 00	28 00	609CR	1
3964F	Fan belt	1926-27		3 00	28 00	609D	1
3966	Fan shaft	1909-20			40	606A	1
3966C	Fan shaft	1920-25			30	606C	1
3967	Fan bracket	1909-16			40	604AR	1
3967B	Fan bracket	1917-25			30	604BR	1
3968	Fan bracket bolt	1909-25			15	605R	1
3970	Fan grease cup	1909-19		75	6 00	601R	1
3973	Fan adjusting screw	1909-25		15	1 00	645	1
3973B	Fan adjusting screw nut	1909-25	Order 3066B				
3974	Fan driven pulley bush	1917-20			20	8757A	1
3974B	Fan driven pulley bush	1920-27			15	8757B	2
3980	Fan pulley plug	1920-27		25		A24455	1
3981	Fan pulley gasket	1920-27		15		634	1
3982	Fan shaft cap	1920-27			02	635	1
3983	Fan shaft felt washer	1920-27		15		637	1
3984	Fan blade screw	1920-27			01	A20535	4
3985	Fan blade screw washer	1920-27	Order 3261C				
3986	Fan shaft nut	1920-27	Order 2719				
3987B	Fan eccentric	1926-27			20	630	1
3988	Fan eccentric plate	1926-27			03	638	1

MUFFLER

4025B	Muffler assembly	1909-27		2 50		1200C	1
4026B	Muffler head—front	1917-20		35		1202CR	1
4026C	Muffler head—front	1921-27		10		1202D	1
4027	Muffler shell—outer	1909-27		15		1203	1
4028	Muffler shell—middle	1909-27		20		1204	1
4029	Muffler shell—inner	1909-27		20		1205	1
4030B	Muffler rod	1917-20		10		1206BR	1
4031	Muffler rod nut	1909-20	Order 2503F				
4032	Muffler head retainer	1921-27			02	1210	1
4033	Muffler head retainer bolt and nut	1921-27	Order 4819B and 3514				
4035	Muffler head bolt washer	1921-27		25		01	A22251
4037C	Long exhaust pipe	1920-27			1 40	1214B	1
4040B	Muffler head—rear	1917-21		70		1201DR	1
4040D	Muffler head—rear	1921-27		20		1209	1
4041B	Muffler head to frame bolt and nut	1921-27	Order 3074 and 2515				
4042	Muffler exhaust head washer	1927		05		1207	1

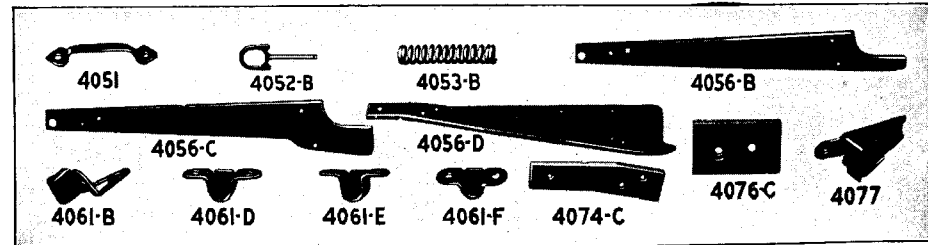
Quantity prices will apply on any assortment of these four belts. Above quantity prices as well as individual prices subject to wholesale trade discount.



Part No.	Name of Part	Year	LIST PRICE Lots of 10 per lot	LIST PRICE Lots of 100 per lot	Each	Fac. No.	No. Req. per Car
----------	--------------	------	--	---	------	-------------	---------------------------

HOOD

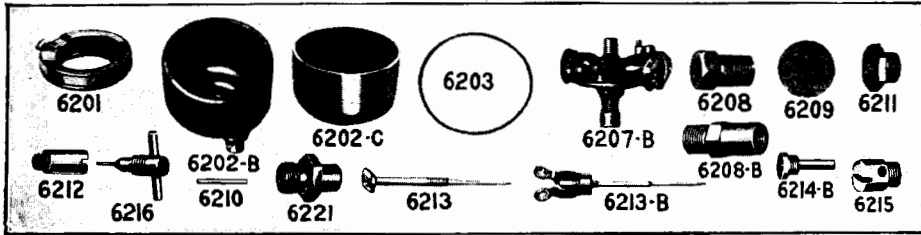
4050B	Hood	1917-23		\$6 50		8726AR	1
4050C	Hood	1923-25		6 50		8726B	1
4050D	Hood (black)	1926-27		7 00		40009	1
4050E	Hood (specify color — as Channel Green, Drake Green, etc.)	1926-27		7 00		40009	1
4050E3	Hood—unpainted	1926-27		6 00		40009	1
4051	Hood handle	1909-27		05		A16624	2
4052B	Hood clip	1917-27		15		8731	4
4053B	Hood clip spring	1917-27		02		8734	4
4054	Hood corner pad	1926-27		02		A16622	2
4056B	Hood block—left	1917-23		45		8742AR	1
4056C	Hood block—left	1923-25		40		8742B	1
4056D	Hood block—left	1926-27		40		40017	1
4057B	Hood block—right	1917-23		45		8741AR	1
4057C	Hood block—right	1923-25		45		8741B	1
4057D	Hood block—right	1926-27		40		40016	1
	Hood block to frame bolt—long	1926-27	Order 3088B				
	Hood block to frame bolt—short	1926-27	Order 4808C				
	Hood block to support brkt. bolt	1926-27	Order 4819				
*4060C	Hood pad (on dash)	1917-22		05		8711AR	2
*4060D	Hood pad (on rad. shell)	1917-27		10		8710	1
*4060E	Hood pad (on dash)	1923-25		05		811B	2
*4060F	Hood pad (on dash)	1926-27		10		8673	1



4061B	Hood clasp (on dash)	1917-20		10		8720AR	1
4061C	Hood clasp (on dash) screw	1917-23		01		8763R	2
4061E	Hood clasp (on dash)	1923		03		8720CR	1
4061F	Hood clasp (on dash)	1923-25		03		8720DR	1
4061G	Hood hinge rod retainer (on dash)	1926-27		05		40021	1
4073	Hood block support—front—R	1917-23		07		8743AR	1
4073B	Hood block support—front—R	1923-25		07		8743B	1

*Less than 100 yards .10 per yard—100 yards or more .08 per yard. Above quantity prices as well as individual prices subject to wholesale trade discount.

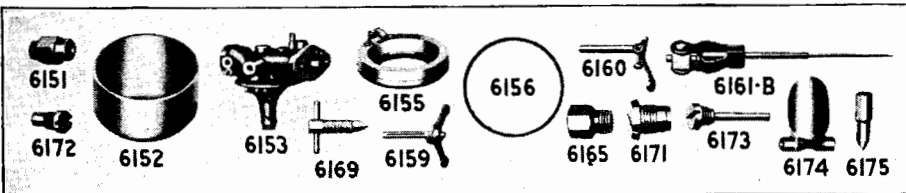
Part No.	Name of Part	Year	LIST PRICE		Each	Fac. No.	No. Req. per Car
			Lots of 10 per lot	Lots of 100 per lot			
HOOD—Continued							
4073C	Hood block support—front—R	1926-27	\$0 15		40022		1
4074	Hood block support—front—L	1917-23	07		8744AR		1
4074B	Hood block support—front—L	1923-25	07		8744B		1
4074C	Hood block support—front—L	1926-27	15		40023		1
4075	Hood block support—rear—R	1917-23	07		8745AR		31
4075B	Hood block support—rear—R	1923-25	07		8745B		1
4075C	Hood block support—rear—R	1926-27	05		40028		1
4076	Hood block support—rear—L	1917-23	07		8746AR		1
4076B	Hood block support—rear—L	1923-25	07		8746B		1
4076C	Hood block support—rear—L	1926-27	05		40029		1
4077	Hood block support bracket—rear	1926-27	20		40008		1



CARBURETOR

FORD CARBURETOR MODEL ("NH")

†6200C	Carburetor	1926	\$3 00		553B2R		1
6201	Float with lever	1920-26	20		6333B		1
6202B	Float chamber and bushing assy.	1920-25	50		6318B		1
†6202C	Float chamber	1923-26	30		4802F		1
6203	Float chamber gasket	1920-26	03		555B		1
6204	Spray nozzle	1920-26	\$0 25		01	4820B	
6205	Mixer chamber gasket	1920-26	02		6367B		1
6206	Throttle lever	1914-26	10		4836BR		1
6206A2	Throttle lever—oversize	1914-26	10		4836AR		1
6206B	Aux. throttle lever	1914-26	15		6327AR		1
6207B	Mixer chamber	1920-26	1 50		6343R		1
6208	Adj. needle clamp nut	1920-25	10		4812BR		1
6208B	Carb. spray needle adj. nut	1926	05		4812DR		1
6209	Throttle plate	1920-26	02		4517B		1
6210	Float lever pin	1920-26	01		6320B		1
6211	Float chamber screw	1920-26	05		6284R		1
6212	Float valve seat	1920-26	40		05	6321B	
6213	Spray needle assembly	1920-25	10		6335BR		1
6213B	Carb. spray needle assembly	1926	30		6335ER		1
6214B	Spray nozzle	1920-26	15		6341CR		1
6215	Air passage vent plug	1920-26	10		6273R		1
6216	Drain valve plug assembly	1916-26	10		6329A		1
6217	Throttle lever stop screw	1911-26	60		01	4520A	
6218	Aux. throttle lever spring	1914-26	02		6342AR		1
6219	Float valve seat gasket	1920-26	01		6322C		1
6220	Gasoline inlet needle	1920-26	1 00		15	6324A	
†6221	Drain valve body	1923-26	10		6328DR		1
6222	Carb. choke plate	1920-26	02		6337ER		1




KINGSTON CARBURETOR (Model "L-4")

*6150B	Carburetor	1926	3 00		553B1R		1
6151	Drain valve body	1921-26	15		6328CR		1
6152	Float chamber	1921-23	50		4802ER		1

†When used on cars without instrument board adjustment replace spray needle and adj. nut with 6213 and 6208. †Use with mixing chamber having slots at bottom.

*When used on cars without instrument board adjustment replace spray needle with 6161. Above quantity prices as well as individual prices subject to wholesale trade discount.

Part No.	Name of Part	Year	LIST PRICE		Each	Fac. No.	No. Req. per Car
			Lots of 10 per lot	Lots of 100 per lot			
KINGSTON CARBURETOR (Model "L-4")—Continued							
6152B	Float chamber	1924-26	\$0 50		4802GR		1
6153	Mixing chamber	1921-23	1 75		6340GR		1
6154	Carb. inlet elbow	1913-26	\$1 00		15	4859	1
6155	Float with lever	1921-26	30		6333GR		1
6156	Float chamber gasket	1921-26	05		555DR		1
6157	Mixing chamber gasket	1921-23	05		6367ER		1
6157B	Mixing chamber gasket	1924-26	05		6367FR		1
6158	Float valve seat gasket	1921-26	03		6322FR		1
6159	Constant air supply lever assy	1921-26	30		6327DR		1
6160	Throttle lever assy	1921-26	30		4836DR		1
6161	Spray needle assembly	1910-25	40		6335DR		1
6161B	Spray needle assembly	1926	45		6335FR		1
6162	Drain valve body clamp nut	1921-26	05		6395R		1
6163	Mixing chamber nut	1921-23	10		4810CR		1
6163B	Mixing chamber nut	1924-26	10		4810DR		1
6164	Constant air supply spring	1913-26	05		6342CR		1
6165	Spray needle sleeve	1915-26	20		4812CR		1
6165B	Carb. spray needle adj. nut	1926	15		4812ER		1
6166	Float lever pin	1915-26	02		6320CR		1
6167	Constant air supply plate	1921-26	05		4517AR		1
6168	Throttle plate	1921-26	10		6329B		1
6169	Drain valve plug assembly	1915-26	\$0 60		01	4520BR	
6170	Throttle lever adj. screw	1913-26	15		6397R		1
6171	Air valve stop assembly	1921-26	20		6321ER		1
6172	Float valve seat	1921-26	20		6381BR		1
6173	Air valve shaft assembly	1921-26	30		6355BR		1
6174	Air valve	1921-26	25		6324DR		1
6175	Gasoline valve	1921-26					

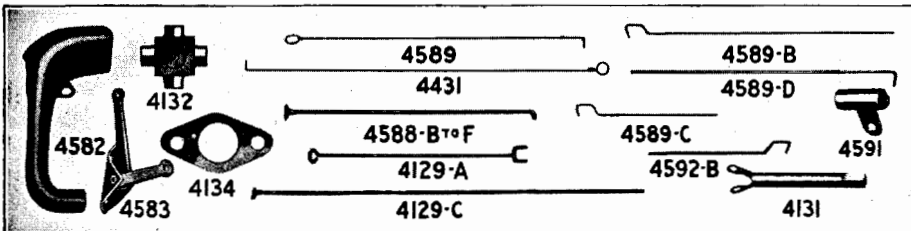


VAPORIZER

6250	Vaporizer assembly—with fittings	1926-27	9 00		2201S		1
6250B	Vaporizer assembly—less fittings	1926-27	7 50		2245		1
6251	Intake manifold	1926-27	75		512D		1
6253	Mixing chamber to intake manifold gasket	1926-27	02		2210		1
6254	Mixing chamber complete assembly	1926-27	2 50		2202		1
6255	Mixing chamber to intake manifold screw	1926-27	05		2237		1
6256	Choke lever assembly	1926-27	20		6327E		1
6257	Choke plate	1926-27	02		2220		1
6258	Choke lever spring	1926-27	02		6342D		1
6259	Throttle lever and rod assembly	1926-27	20		4836E		1
	Throttle plate	1926-27					

Above quantity prices as well as individual prices subject to wholesale trade discount.

Part No.	Name of Part	Year	LIST PRICE		Each	Fac. No.	No. Req. per Car
			Lots of 10 per lot	Lots of 100 per lot			
VAPORIZER—Continued							
6261	Throat	1926-27			\$0 10	2243	
6262	Air valve	1926-27			25	6355C	
6263	Air valve shaft assembly	1926-27			10	6381C	
6264	Air valve shaft screw	1926-27			05	2234	
6265	Air valve stop screw	1926-27	Order 6217				
6266	Air valve stop screw lock washer	1926-27			\$0 20	A22056	
6267	Vapor outlet tube screw	1926-27			02	2236	
6268	Choke lever (inner)	1926-27			10	2241	
6269	Vapor outlet tube	1926-27			02	2209	
6270	Vapor outlet tube gasket	1926-27			10	2216	
6271	Vapor outlet tube nut	1926-27			1 85	4483C	
6272	Exhaust manifold	1926-27			4 50	2215	
6272B	Exhaust manifold and cover assy.	1926-27			15	2221	
6273	Vapor heating plate	1926-27					
6274	Manifold cover and float bracket assembly	1926-27			1 75	2250	
6275	Exhaust manifold cover screw	1926-27			01	A20718	
6276	Primary air tube	1926-27			10	2242	
6277	Vapor heating plate support	1926-27			02	2240	
6278	Adjusting needle nut	1926-27			10	4812F	
6279	Adjusting needle and head assembly	1926-27			20	6335C	
	Float valve seat gasket	1926-27	Order 6219				
	Float valve seat	1926-27	Order 6212				
	Float valve assembly	1926-27	Order 6220				
6283	Adjusting needle seat	1926-27			10	2231	
	Float lever assembly	1926-27	Order 6201				
	Float lever pin	1926-27	Order 6210				
6286	Spray nozzle	1926-27			15	6341D	
	Float chamber gasket	1926-27	Order 6203				
	Spray nozzle gasket	1926-27	Order 6204				
	Float chamber	1926-27	Order 6202C				
	Drain valve body gasket	1926-27	Order 6205				
6291	Drain valve body	1926-27			10	6328E	
	Drain valve plug assembly	1926-27	Order 6216				
	Feed pipe gasket	1926-27	Order 2913				
	Gasoline inlet pack nut	1926-27	Order 2910				
6295	Gasoline inlet elbow (cars previous to 1926)	1926-27			50	2208	
	Gasoline inlet elbow	1926-27	Order 6154				
6297	Steering post throttle lever	1926-27			10	2213R	
6297B	Steering post throttle lever bolt	1926-27			02	2239S	1 00
6297C	Steering post throttle lever bolt nut	1926-27			01	3198S	
6298	Vaporizer pull rod all cars 1925, TT chassis 1926	1926-27			10	2225	
6299	Vaporizer pull rod, Road., T. C., Cp., Tudor	1926-27			10	2223	
6300	Vaporizer pullrod, Fordor, T. chassis	1926-27			15	2248	
6302B1	Vaporizer choke rod	1926-27			05	8797F	25
6302B2	Vaporizer choke rod	1926-27			04	TT6797B	
6303	Adjusting rod collar	1926-27			02	2206R	
6304	Adjusting rod collar set screw	1926-27			10	2238R	1 00
6305	Vaporizer mixing chamber shield	1927			10	2258	



CARBURETOR ATTACHMENTS

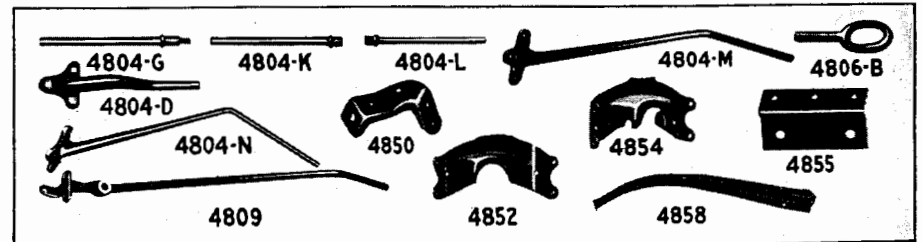
4127A	Carburetor adj. rod, bracket	1909-22			05	1357R	1
4129A	Carburetor adjusting rod	1909-25			10	7920R	1
4129B	Carburetor adj. rod and knob assy.	1925			20	6101R	1
4129C	Carburetor adj. rod and knob assy.—24 1/2" T. C., Road., Open Cab.	1925			20	6102R	1
4129D1	Carburetor adj. rod and knob assy.—18 1/2" T and TT Chassis.	1926			20	6103AR	1
4129D2	Carburetor adj. rod and knob assy.—T. Comm. and T. T. 18 1/2"	1926-27			20	6103B	1
4129E	Carburetor adj. rod and knob assy.—28 1/2" Closed Cab.	1926	2 00		25	TT6101	1

Above quantity prices as well as individual prices subject to wholesale trade discount.

Part No.	Name of Part	Year	LIST PRICE		Each	Fac. No.	No. Req. per Car
			Lots of 10 per lot	Lots of 100 per lot			
CARBURETOR ATTACHMENTS—Continued							
4129F	Carburetor adj. rod and knob assy.—Cp.—Tudor—27 1/2"	1926			20	6123AR	1
4129G	Carburetor adj. rod and knob assy.—Road.—T. C.—Fordor—26 1/2"	1926			20	6124AR	1
4129H	Vaporizer adj. rod, Cp., Tudor	1926-27			35	6123B	1
4129I	Vaporizer adj. rod, Road., T. C., Fordor—29 1/2"	1926-27			35	6124B	1
4129J	Vaporizer adj. rod and knob assy.—Cp., Tudor, Fordor—28 1/2"	1925			20	6128AR	1
4129K	Vaporizer adj. rod and knob assy.—Road., T. C.—27 1/2"	1925			20	6130AR	1
	Vaporizer adj. rod, Open Cab	1926-27	Order 4129G				
4130	Carburetor flange bolt	1909-26	Order 4129D1				
4130B	Carburetor flange bolt nut	1909-26	Order 3072				
4131	Carburetor and vaporizer adj. rod sleeve	1926-27	Order 3066B				
4132	Carburetor and vaporizer univ. joint splder	1926-27			10	6114	1
4134	Carburetor flange gasket	1909-26	\$0 20	\$1 50	02	6113	1
4431	Carburetor priming rod	1909-26			03	1380BR	1
4431B	Priming rod (on radiator) use with vaporizer	1926-27			04	2000AR	1
4582	Carburetor hot air pipe	1912-25			25	686AR	1
4582B	Carburetor hot air pipe	1925-26			20	686CR	1
4583	Priming bell crank	1919-25			20	791R	1
4587B	Priming rod—17 1/2"	1919-22			15	6629BR	1
4588B	Priming rod—13 1/2"	1919-22			15	6627AR	1
4588D	Priming rod—13 1/2"	1923-25			15	6627BR	1
4588E	Priming rod—17 1/2"	1923-25			15	6629CR	1
4588F	Priming rod—16 1/2"	1923-25			15	6630BR	1
4589	Priming rod—20 1/2"	1919-25			05	8797AR	1
4589B	Priming rod—14 1/2"	1922-25			05	8797BR	1
4589C	Choke lever rod—7 1/2"	1925			10	8797CR	1
4589D	Choke lever rod—17 1/2"	1926			05	8797DR	1
4590	Priming rod bumper	1926-27			01	6115AR	1
4590B	Vap. adj. rod anti-rattler	1926-27			01	6115BR	1
4591	Vaporizer choke rod sleeve	1926-27			03	6116	1
4592	Choke lever rod, 8 1/2" T & TT chassis	1925			02	6117AR	1
4592B	Choke lever rod, 8 1/2" T & TT chassis	1926			02	6117BR	1
**4593	Carb. adj. rod anti-rattler	1925-26			05	6104	1
††4594	Carb. adj. rod anti-rattler	1926			10	45293	1

FENDERS

4800C	Front fender—right	1917-25			4 00	7976B	1
4800D	Front fender—right	1926-27			5 00	40108	1
4801C	Front fender—left	1917-25			4 00	7977B	1
4801D	Front fender—left	1926-27			5 00	40109	1
4802F	Rear fender—right	1917-25			4 00	8850AR	1
*4802G	Rear fender—right	1922-25			3 75	7730R	1
†4802H	Rear fender—right	1923-25			4 00	8850BR	1
4802J	Rear fender—right—T. C.—Tudor—Fordor	1926-27			4 00	40123	1

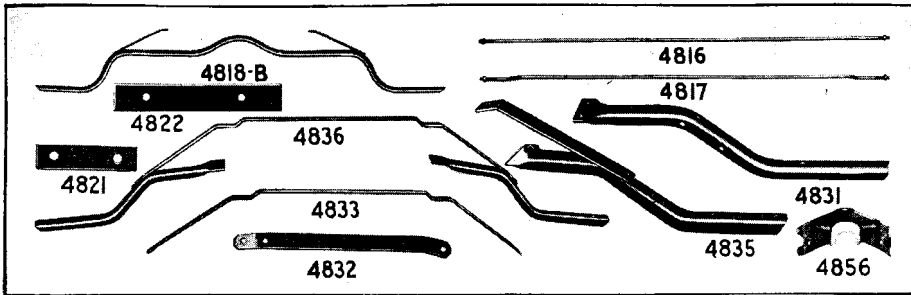


4802K	Rear fender—right—Road.—Cp.	1926-27			4 00	40130	1
4803F	Rear fender—left	1917-25			4 00	8851AR	1
*4803G	Rear fender—left	1922-25			3 75	7731R	1
†4803H	Rear fender—left	1923-25			4 00	8851BR	1
4803J	Rear fender—left—T. C.—Tudor—Fordor	1926-27			4 00	40124	1
4803K	Rear fender—left—Road.—Cp.	1926-27			4 00	40131	1

**For Fordor and Tudor. †For Coupe.

*Road. and T. C.—1925—Open and Closed Cab 1925-26. ††Road., T. C., Tudor, Coupe—1926.

Above quantity prices as well as individual prices subject to wholesale trade discount.



Part No.	Name of Part	Year	LIST PRICE Lots of 10 per lot	Lots of 100 per lot	Each	Fac. No.	No. Req. per Car
----------	--------------	------	--	---------------------------	------	-------------	---------------------------

FENDERS—Continued

FENDER IRONS

4804D	Rear fender iron—R. & L.—T.C.	1913-25	\$0 20			5405	2
4804E	Rear fender iron—right—Cp. & Rbt.	1913-23	60			5563TR	1
4804F	Rear fender iron—left—Cp. & Rbt.	1913-23	60			5390AR	1
4804G	Rear fender iron—R. or L.—Sedan	1916-17	40			8154AR	2
4804K	Fender iron—R. or L.—Sedan	1918-25	15			8154BR	2
4804L	Rear fender iron—T. C.	1921-25	10			7395R	21
4804M	Rear fender iron—right	1923-25	60			5563BR	1
4804N	Rear fender iron—left	1923-25	60			5390BR	1
4809	Front fender iron—right or left	1909-25	80			343B	2

FENDER BOLTS, NUTS AND BRACKETS

4805B	Rear fender iron bolt	1914-27	\$0 15	\$1 20		02. A20711	6
4805C	Rear fender iron bolt nut	1909-27	10	80		02. A21705	
4806B	Fender eye bolt	1909-25				05. 1942	4
4806C	Fender eye bolt washer	1909-25		50		01. A22245	4
4806D	Fender eye bolt nut	1909-25			Order 2825B		
4808	Front fender iron bolt (side)	1910-25	25	2 25		03. 1323	2
4808B	Front fender iron bolt (bottom)	1910-25			Order 3362		
4808C	Front fender apron to frame bolt	1915-25	15	1 25		03. A20556	4
4808D	Front fender iron bolt nut	1910-25			Order 2515		
4808E	Front fender apron to frame bolt nut	1915-25			Order 3088E		
4850	Front fender apron brkt.—right	1917-25				10. 8854	1
4851	Front fender apron brkt.—left	1917-25				10. 8855	1
4852	Front fender iron brkt.—left	1915-25				20. 7984	1
4853	Front fender iron brkt.—right	1915-25				20. 7998	1
4854	Rear fender iron bracket	1915-25				20. 7483R	2
4855	Rear fender to R. B. shield brkt.	1915-25				05. 7994TR	2
4856	Rear fender iron brkt.—Coupe	1924-25				20. 7484R	1
4857	Rear fender iron brkt.—L.—Coupe	1924-25				20. 7486R	1
4858	Front fender bracket	1926-27				45. 40106	2
	Front fender brkt. bolt	1926-27			Order 3074		
	Front fender brkt. bolt nut	1926-27			Order 3939C		
	Front fender brkt. bolt lock washer	1926-27			Order 4806C		
	Fender to R. B. bolt	1926-27			Order 4805B		
	Fender to R. B. bolt nut	1926-27			Order 4805C		
4864	Fender to R. B. bolt lock washer	1926-27	25			01. A22217	
4865	Fender to R. B. shield bolt	1926-27	60			01. A20538	
4866	Fender to R. B. shield bolt nut	1926-27	35			01. A21661	
4867	Fender to R. B. shield plain washer	1926-27	50			01. A22154	
4868	Fender to R. B. shield lock washer	1926-27	25	dz.		05. A22151	
4869	Rear fender to body bolt	1926-27	75			01. A20705	
	Rear fender to body bolt nut	1926-27			Order 2503F		
	Rear fender to body plain washer	1926-27			Order 4035		
4872	Rear fender to body lock washer	1926-27	50			01. A22218	
4873	Rear fender brkt. to body bolt	1926-27	75			02. 4629	
	Rear fender brkt. to body lock washer	1926-27			Order 4872		
†	Rear fender and flange reinforcement to body bolt	1926-27			Order 4805B		
†	Rear fender and flange reinforcement to body bolt nut	1926-27			Order 3514		
†	Rear fender and flange reinforcement to body plain washer	1926-27			Order 4035		
†	Rear fender and flange reinforcement to body lock washer	1926-27			Order 4872		
4880	R. B. shield to sill filler block screw	1926-27	35			01. A22677	
4881	R. B. shield to sill filler block washer	1926-27	50			01. A22160	

†Tudor only.

*Above quantity prices as well as individual prices subject to wholesale trade discount.

Part No.	Name of Part	Year	LIST PRICE Lots of 10 per lot	Lots of 100 per lot	Each	Fac. No.	No. Req. per Car
----------	--------------	------	--	---------------------------	------	-------------	---------------------------

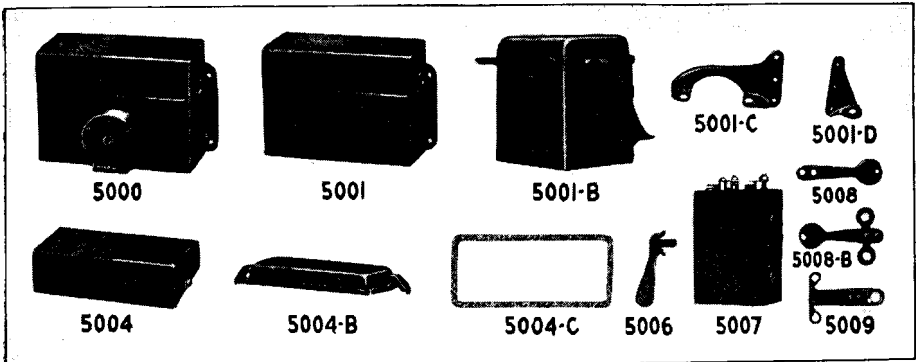
RUNNING BOARD AND SHIELDS

4812	Running board—R	1909-25			\$1 25	5418TR	1	
4813	Running board—L	1909-25			1 25	5480R	1	
4813B	Running board	1926-27			1 50	5418B	1	
4813B2	Running board—L. H.—Pickup	1927			1 50	5392	1	
4814C	Running board shield—R	1917-25			2 40	7986R	1	
*4814D	Running board shield—R	1922-24			2 00	7747AR	1	
*4814E	Running board shield—R	1924-25			2 00	7747BR	1	
4814F	Running board shield—R	1926-27			2 75	40127	1	
4815C	Running board shield—L	1917-25			2 40	7987R	1	
*4815D	Running board shield—L	1922-24			2 00	7748AR	1	
*4815E	Running board shield—L	1924-25			2 00	7748BR	1	
4815F	Running board shield—L	1926-27			2 75	40128	1	
4816	R. B. truss rod—front with nuts	1909-21			50	5804R	1	
4817	R. B. truss rod—rear with nuts	1909-21			50	5805R	1	
4817B	Truss rod nut	1909-21	\$0 20	\$1 50		03. A21793	4	
4818B	Running board bracket assy.	1921-27			1 00	2926	2	
4819	Running board to rear fender bolt	1909-26			15	1 25	03. A20537	4
4819B	Running board to rear fender bolt	1921-27			15	1 25	03. A20712	4
4819C	Running board to rear fender nut	1909-25						
4819D	R. B. to rear fender nut	1909-25						
4820	R. B. to front fender bolt and nut	1909-20						
4820C	R. B. to front fender bolt	1921-25						
4821	R. B. to shield clamp	1919-25						
4822A	Running board block	1909-25						
4822A2	Running board block	1926-27						

Order 3088E
Order 3514
Order 4808C and 3088E
Order 4805B

RUNNING BOARD—TRUCK

4830B	Running board—right	1926-27			60	TT5418	1
4830C	Running board—left	1926-27			60	TT5480	1
4831	R. B. bracket	1918-27			55	TT2926	4
4832	R. B. bracket front brace	1918-27			15	TT2927	2
4833	R. B. bracket rear brace	1918-27			30	TT2929	1
4834	R. B. bracket—rear	1918-27			35	TT2925	1
4835	R. B. bracket and brace assy.—front	1918-27			85	TT2928	1
4836	R. B. bracket and brace assy.—rear	1918-27			1 10	TT2930	1
4837	Running board spacer	1927			02	TT1921	



FORD SPARK COIL

5000	Coil (includes switch)	1909-22	9 25			1383AR	1
5001	Coil	1909-25	8 50			1383BR	1
5001B	Coil	1926-27	8 75			1383D	1
5001C	Coil box bracket—front	1926-27	10			5890	1
5001D	Coil box bracket—rear	1926-27	10			5890	1
5002	Coil box with cover (includes switch)	1914-22	2 50			5858AR	1
5003	Coil box with cover	1919-25	1 75			5858BR	1
5003B	Coil box with cover	1919-25	2 00			5858D	1
5004	Coil box cover	1915-25	40			7910AR	1
5004B	Coil box cover	1926-27	50			7910B	1
5004C	Coil box cover gasket	1926-27	15			5897	1
5005	Coil box terminal bolt tube	1915-26	03			5810	9
5006	Switch plug	1914-22	20			05. 5815AR	1
5007	Coil unit	1914-27	1 70			06. 6737B	4
5008B	Vibrator and lower bridge assy.	1924-27	65	4 75		08. 6702	4
5009	Vibrator bridge	1914-27	50	6 00			


†Same as S728B.

†Same as S740.

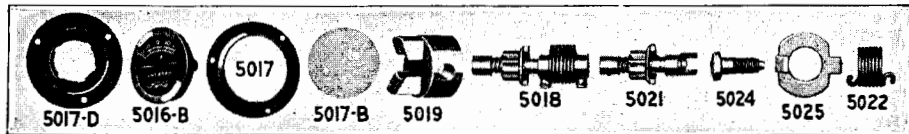
†Length 21 1/2.

*For Fordor and Tudor.

Above quantity prices as well as individual prices subject to wholesale trade discount.



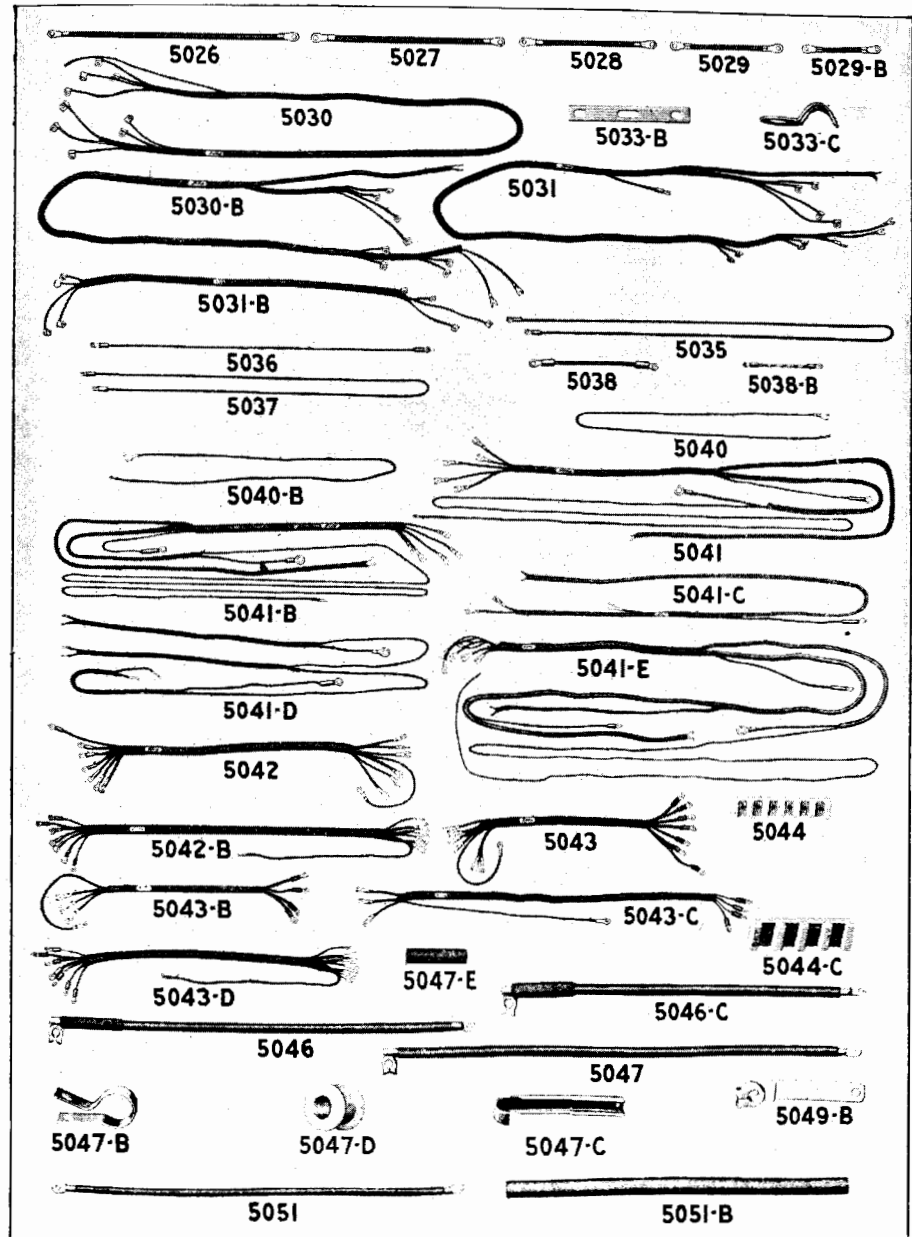
Part No.	Name of Part	Year	LIST PRICE		Each	Fac. No.	No. Req. per Car
			Lots of 10 per lot	Lots of 100 per lot			
SWITCH							
5010	Switch assembly (on coil)	1914-22			\$0 80	5873R	1
5012	Ignition switch (on instrument bd.)	1919-25			75	7675ER	1
5012B	Ignition switch	1926-27			75	7675F	1
5012C	Ignition switch	1926-27			75	7676	1
5013B	Switch key—give serial number	1919-25	\$0 50	\$4 50	10	5815C	1
5014	Starting switch (on floor board)	1919-27			40	8792A3	1
5014B	Starting switch bracket bolt—long	1920-27		25	2 00	03. A20732	1
5015	Starting switch plunger extension	1919-25			10	8793R	1



AMMETER								
5016B	Ammeter	1926-27			50	7680B	1	
5017	Ammeter lens and rim	1919-25			20	8105	1	
5017B	Ammeter lens—2 1/4"	1919-25			02	8121A	1	
5017C	Ammeter lens—1.550	1926-27			02	A10865	1	
5017C2	Ammeter lens—1.480	1926-27			02	8121C	1	
5017D	Ammeter adapter plate	1919-25	1	25	15	6665R	1	
STARTER DRIVE								
5018	Starter drive	1919-27			4 25	1883	1	
5019	Starter drive head	1919-27			50	2007	1	
5020	Starter drive key	1919-27			02	A23902	1	
5021	Starter drive shaft and gear	1919-27	15	1 00	3 75	2226	1	
5022	Starter drive spring	1919-27	2	50	30	2006	1	
5023	Starter drive shaft spring screw	1919-27		25	2 25	03	1983	1
5024	Starter drive head spring screw	1919-27		40	3 50	05	1781	1
5025	St. drive spring screw lock washer	1919-27			01	1782	2	

WIRING							
5026	Spark plug wire 14 1/2"	1909-27			06	1365	1
5027	Spark plug wire (also magneto to coil) 10 1/2"	1909-27			06	1366	1
5028	Spark plug wire 7"	1909-27			06	1376	2
5029	Spark plug wire 7 1/2"	1926-27			06	1360	2
5029B	Spark plug wire 5 1/2"	1926-27			06	1359	2
5030	Commutator wire	1909-22			70	7502AR	1
5030B	Commutator wire	1922-27			90	7502C	1
5031	Commutator wire (starter type)	1919-27			1 00	7502B	2
5031B	Commutator wire	1926-27			50	7502D	1
5033B	Commutator wire term. retainer	1921-27			01	2124A	2
5033C	Commutator wire clip	1919-27			01	7688	7
5035	Ammeter to cutout wire—Sedan 49"	1919-25			18	7683BR	1
5036	Ammeter to cutout wire—Coupe 23"	1919			15	7684AR	1
5037	Ammeter to cutout wire—Coupe 41"	1919-25			15	7684BR	1
5038	Ammeter to ignition switch wire	1919-25			10	7681AR	1
5038B	Ammeter to ignition switch wire	1926-27			10	7681B	1
5040	Terminal block to switch wire	1919-27			10	8894B	1
5040B	Terminal block to horn switch wire	1926-27			10	8894C	1
5041	Lighting wire	1919-25			90	7682CR	1
5041B	Lighting wire—Truck	1921-27	1	10	1 10	T7682B	1
5041C	Lighting wire	1922-25			60	7661A	1

*Used on cars without starter, with switch on instrument panel.
 †Used in 1926-27 on truck only. ‡Cars with starter.
 **When used with old style tail lamp remove terminal from end of tail lamp wire.
 Above quantity prices as well as individual prices subject to wholesale trade discount.



5041D	Lighting wire	1926	\$0 75	7661BR	1
5041E	Lighting wire	1926-27	1 50	7682D	1
5042	Switch wire—Sedan	1919-25	75	7685C	1
5042B	Switch wire—Rd.—T.C.-Cp.-Tudor	1926-27	75	7685D	1
5043	Switch wire	1919-25	80	7686C	1
5043B	Switch wire	1922-25	40	7660AR	1

*Used on cars without starter, with switch on instrument panel.


Part No.	Name of Part	Year	LIST PRICE		Each	Fac. No.	No. Req. per Car
			Lots of 10 per lot	Lots of 100 per lot			
WIRING—Continued							
*5043C	Switch wire	1926-27			\$0 55	7660B	1
5043D	Switch wire—Fordor—Com. Chassis	1926-27			75	7686D	1
5043E	Terminal block	1927			50	TT7660	1
5044	Terminal block	1919-22	75		10	1950AR	1
*5044C	Terminal block	1922	75		10	1951AR	1
*5044E	Terminal block with screws	1923-27			15	1954	1
*5044F	Terminal block with screws	1923-27			15	1955	1
5046	Battery to switch cable—28 1/4"	1919-27			70	1889B	1
5046C	Battery to switch cable—Truck	1921-27			70	TT1889	1
5047	Battery to switch cable—34"	1920			70	1889CR	1
5047B	Battery to switch cable sup.—Truck	1920-27			10	2116	1
5047C	Battery to switch cable support	1920-27			10	2112	1
5047D	Battery to switch cable sup. bush.	1920-27			05	A14552	1
5047E	Battery to switch cable sleeve	1921-27			05	2120	1
5049B	Ground connector	1919-27			25	1890B	1
5051	Switch to motor cable	1919-27			50	1891	1
5051B	Switch to motor cable sleeve	1921-27			20	2119	1
5052	Battery cable terminal bolt	1919-27	15	125	02	A20729	1
5052B	Battery cable terminal bolt nut	1919-27		75	01	A21708	2

STARTER PARTS

5056	Motor mounting gasket	1919-27	15	1 20	02	1768	
5057	Gen. head gasket	1919-27		30	01	1774	
5058	Gen. mounting short screw	1919-27	20	1 50	03	1755	
5059	Starter drive cover screw	1919-27		50	01	1765	
5059B	Starter drive cover screw washer	1919-27		30 doz.	05	A22152	
5060	Term. block to wire screw	1919-27	Order 5114				
5062	Motor mounting screw	1919-27	25	2 00	03	5510	

STARTING MOTOR AND PARTS


5099	Starting motor	1919-27			12 00	1877	
5100	Armature	1919-27			4 50	1940	
5101	Cover band	1919-27			10	1801C	
5102	Brush end bracket	1919-27			25	A11051	
5103	Bracket assy. mounting	1919-27			1 75	2037	
5104	Brush	1919-27	1 40	13 00	15	A11056	
5105	Shaft rear bushing	1919-27			55	1759	
5106	Shaft front bushing	1919-27			10	A11052	
5107	Field coil assembly	1919-27			3 00	1871	
5108	Brush holder assembly	1919-27			45	1846B	
5109	Terminal outer insulator	1919-27	15	1 00	02	1795	
5110	Terminal inner insulator	1919-27		50	01	1794	
5112	Terminal nut	1919-27		75	02	A21742	
5113	Field screw	1919-27	15	1 00	01	A20914	
5114	Brush end bracket to yoke screw	1919-27		75	02	A20307	
5115	Brush tension spring	1919-27	25		03	A11059	
5116	Terminal washer	1919-27		50	01	1792	
5117	Terminal inner steel washer	1919-27		50	01	A22248	
5118	Motor yoke assembly	1919-27			3 75	1852	



GENERATOR AND PARTS

5055	Cut-out (electric)	1919-27			75	A10505B	1
5119	Generator	1919-27			12 50	1879	
5120	Armature (less bearings)	1919-27			3 75	1925	
5121	Small bearing	1919-27	9 50		1 00	1838	
5122	Large bearing	1919-27	11 00		1 20	A10094	
5123	Terminal bolt	1919-27	25	1 50	03	1836	
5124	Brush end bracket	1919-27			25	1894	

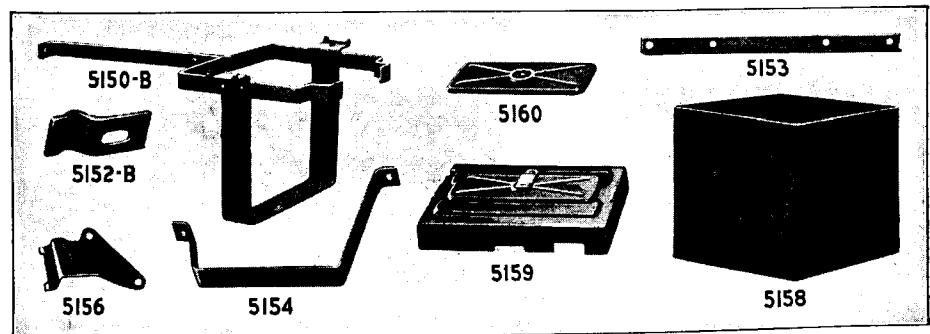
*Used on cars without starter, with switch on instrument panel.
 †Also for generator.
 Above quantity prices as well as individual prices subject to wholesale trade discount.



Part No.	Name of Part	Year	LIST PRICE		Each	Fac. No.	No. Req. per Car
			Lots of 10 per lot	Lots of 100 per lot			
5125	Large brush	1919-27		\$10 00	\$0 12	1844	
5126	Small brush	1919-27		10 00	12	1845	
5127	Large bearing disc	1919-27			03	1847	
5128	Small bearing felt	1919-27	15	1 00	02	2033	
5130	Head	1919-27			50	2044	
5131B	Small brush holder	1919-27	90	8 00	10	1821	
5132C	Brush holder assembly	1919-27			45	1865	
5132D	Brush holder assembly less small brush holder	1919-27		27 50	30	1920	
5133	Terminal outer insulator	1919-27	15	1 00	03	1827	
5134	Terminal nut	1919-27	15	1 00	02	A21665	
5134B	Brush holder stud nut	1919-27		35	01	6754	
5135	Oilier	1919-27	45	4 00	05	1837	
5136	Pinlon to shaft pin	1919-27		50	01	1750	
5137	Pinlon	1919-27			40	1752	
5138	Small bearing felt retainer	1919-27	15	1 00	02	1832	
5139	Brush spring	1919-27		2 50	03	1967	
5140	Small brush spring	1919-27		2 50	05	1988R	
5141B	Small brush holder stud	1919-27	10	80	02	1823C	
5142	Terminal washer	1919-27		50	01	1831	
5142B	Small brush holder stud washer	1919-27		30	01	A22088	
5143	Field winding assembly	1919-27			1 50	1978	
5144	Brush to terminal wire	1919-27			05	1851	
5145	Generator yoke assembly	1919-27			3 00	1887	


BATTERY BRACKET AND PARTS

5150	Bracket assembly	1919-23			1 00	8841AR	
*5150B	Battery bracket assembly	1923-27			75	8841B	1
5151	Clamp bolt	1919-27	25	2 00	03	8846	
5151B	Clamp bolt nut	1919-27	Order 2825B				



*Used with steel battery box or rubber case battery.
 Above quantity prices as well as individual prices subject to wholesale trade discount.

Part No.	Name of Part	Year	LIST PRICE		Each	Fac. No.	No. Req. per Car
			Lots of 10 per lot	Lots of 100 per lot			
BATTERY BRACKET AND PARTS—Continued							
5152	Clamp	1919-23			\$0 05	8844AR	2
5152B	Battery clamp	1921-27	\$0 40		05	8844B	2
5153	Battery support angle—truck	1921-27			10	TT8816	1
5154	Battery box support—truck	1921-27			30	TT8817	1
5155	Battery clamp support—rear—trk.	1921-27			10	TT8818	1
5156	Battery clamp support—front—trk.	1921-27			10	TT8819	1
5158	Battery box—less cover	1921-27			75	7671	1
5159	Battery box cover assembly	1921-27	4 50		50	TT5491	1
5160	Battery box cover door	1921-27			10	TT5493	1



***BATTERY (FORD)**

5175	BATTERY	1919-26			†10 00	7670	1
5176	Battery case (wood)	1919-27			1 25	5434A	
5176B	Battery case (rubber)	1926-27			1 50	5434B	1
5177	Cell connector	1919-27			10	A10715	
5178	Cell cover	1919-22			30	5436AR	
5178B	Cell cover	1921-27			20	5436B	
5178C	Cell cover	1923-27			15	5436C	3
5179C	Terminal post gasket	1923-27			60	5437C	
5180	Rubber jar	1919-27			75	5438	
5181	Terminal post nut	1919-22			05	5439AR	
5181B	Terminal post nut	1921-27	30	2 50	05	5439B	
5182	Negative group assembly	1919-22			2 00	5440AR	
5182B	Negative group assembly	1921-27			1 85	5440B	
5183	Positive group assembly	1919-22			2 00	5441AR	
5183B	Positive group assembly	1921-27			1 80	5441B	
5184	Filler plug with gasket	1919-22			15	5444AR	
5184B	Filler plug with gasket	1921-23			10	5444B	
5184C	Filler plug	1923-27	75	5 00	10	5442C	
5185	Plate separator	1919-27			05	A10675	
5186	Positive plate	1919-22			30	5427AR	
5186B	Positive plate	1921-27			25	A10694	
5187	Negative plate	1919-22			30	5428AR	
5187B	Negative plate	1921-27			25	A10684	
5188	Negative terminal post	1919-22			20	5425AR	
5188B	Negative terminal post	1921-27			15	5425B	
5189	Positive terminal post	1919-22			20	5426AR	
5189B	Positive terminal post	1921-27			15	5426B	
5190	Terminal—negative	1919-27			12	1929B	
5191	Terminal—positive	1919-27			12	2049	
M6022	Battery sealing compound	(10 lb. carton)			per lb.	13	
M1051	Electrolyte						

†Used with steel battery box or rubber case battery. †Not subject to regular discount
 *Service dealer's discount applies on battery parts to Battery Service Stations.
 Above quantity prices as well as individual prices subject to wholesale trade discount.

Part No.	Name of Part	Year	LIST PRICE		Each	Fac. No.	No. Req. per Car
			Lots of 10 per lot	Lots of 100 per lot			

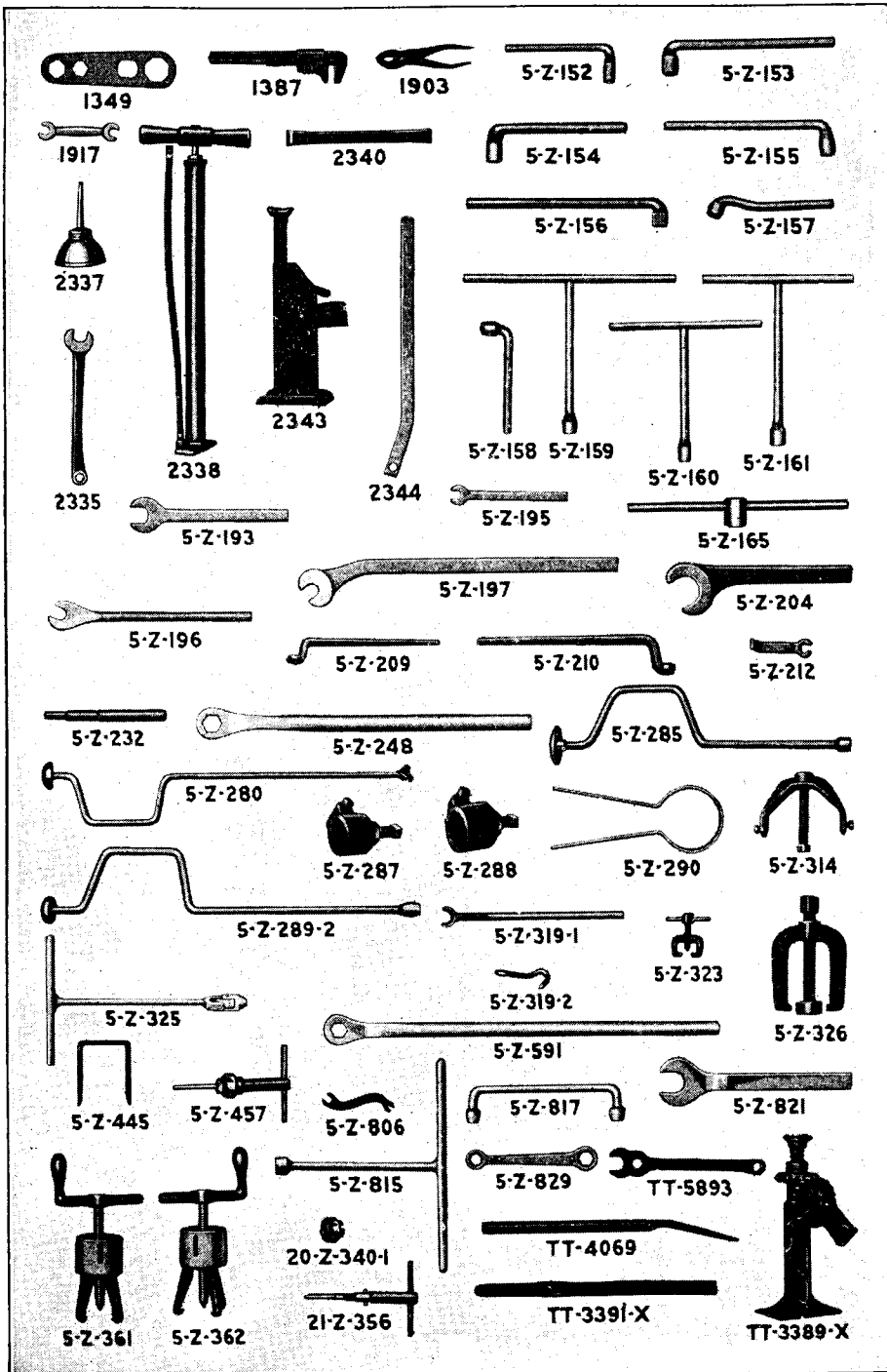
SPARK PLUGS

5201	Spark plug "Ford" (Champion)	1919-27	\$4.50 net	\$40.00 net	†\$0 60	1386A3	4
5203B	Sp. plug porcelain "Ford" (Champ.)	1909-27	2.20 net	20.00 net	† 30	3760C	4

REPAIR TOOLS

Part No.	Name of Part	LIST PRICE		Each	Fac. No.
		Lots of 10 per lot	Lots of 100 per lot		
1349	Hub cap wrench			\$0 10	1349
1387	Adjustable wrench			40	1387
1903	Pliers			25	A17025
1917	Double end wrench			12	1917
2335	Spark plug and cylinder head bolt wrench			35	5893
2336	Tool roll			20	A17005
2337	Oil can			15	1384
2338	Tire pump		\$9 00	1 00	A17052
2340	Tire irons, each			15	A17019
2343	Jack (including handle)			1 00	3389
2344	Jack handle			15	3391
5Z-152	Rear axle housing bolt nut wrench			30	
5Z-153	Socket wrench for crank shaft bearing bolt nut			40	
5Z-154	Body bracket con. bolt R. & L. wrench			30	
5Z-155	3/8" L socket wrench			35	
5Z-156	Crank shaft bearing bolt wrench			35	
5Z-157	Con. rod cap bolt nut L wrench (Cyl. No. 4)			30	
5Z-158	D S housing stud nut wrench for 1/2" nut			30	
5Z-159	Connecting rod T wrench			45	
5Z-160	3/8" T socket wrench			45	
5Z-161	Body bracket connecting bolt T wrench—front and center			40	
5Z-165	Drive shaft pinion T wrench			60	
5Z-193	Spindle cone adjusting open end wrench			35	
5Z-195	3/8" open end wrench			20	
5Z-196	Rear axle entering wrench			35	
5Z-197	Rear spring perch open end wrench			65	
5Z-204	Exhaust pack. nut open end wrench			80	
5Z-209	Connecting rod clamp screw wrench			40	
5Z-210	Fly wheel cap screw wrench			60	
5Z-212-1	Body bracket connecting bolt holding open end wrench			25	
5Z-212-2	Body bracket connecting bolt holding open end wrench			25	
5Z-232	Spindle arm bushing driver			35	
5Z-248	Rear axle nut wrench			90	
5Z-280	Valve grinder			50	
5Z-285	3/4" hex. brace wrench			50	
5Z-289-1	Trans. cover bolt and nut brace wrench			50	
5Z-289-2	Rad. stud and C. C. to cyl. nut brace socket wrench			55	
5Z-289-3	Universal ball cap bolt brace wrench			60	
5Z-290	Piston ring squeezer			30	
5Z-314	Transmission clutch disc drum puller			55	
5Z-319	Valve spring lifter			30	
5Z-320	Small time gear puller			30	
5Z-323	Bendix shaft head puller			65	
5Z-325	Con. rod cap bolt nut T wrench with universal joint for No. 4 connecting rod			50	
5Z-326	Trans. driven gear puller			1 50	
5Z-361	Large time gear puller			1 50	
5Z-362	Cam gear puller (3-spoke design)			6 00	
5Z-445	Transmission band clamp			6 00	
5Z-457	Valve seat reamer			15	
5Z-806	Generator third brush adj. wrench—double end			2 90	
5Z-815	C. S. center bearing bolt T socket wrench			10	
5Z-817	Carburetor to flange and generator to cyl. block double end socket wrench			50	
5Z-821	Large time gear nut open end wrench			45	
5Z-829	Trans. band, diff. housing oil plug and C. C. drain plug double end ratchet wrench			50	
5Z-1080	Front spring perch nut L socket wrench			40	
5Z-1156	Headlamp bracket bending iron			1 25	
5Z-1157	Bar for assembling hub brake spring			40	
5Z-1497	Rear wheel puller assembly (replaces 5Z-1170)			2 25	
5Z-1172	Rear wire wheel puller assembly			1 75	
20Z-340-1	Valve seat reamer cutter			1 40	
21Z-356	Valve seat reamer handle			1 50	

†Not subject to regular discount.
 Above quantity prices as well as individual prices subject to wholesale trade discount.



Part No.	Name of Part	Year	LIST PRICE		Each
			Lots of 10 per lot	Lots of 100 per lot	

REPAIR TOOLS—TRUCK

5Z-591	Rear axle nut wrench				1 10
5Z-1498	Rear wheel puller assembly (replaces 5Z-1171)				2 25
TT3389BX	Jack (including handle)				1 75
TT3391X	Jack handle				20
TT4069	Tire iron (large)				40
TT5893X	Spark plug, rim nut and cylinder head bolt wrench				35

COTTER PINS


	Fac. No.		Fac. No.
3/8" x 1" cotter pins	A23533	3/8" x 1/2" cotter pins	A23530
3/8" x 3/4" cotter pins	A23531	3/8" x 3/8" cotter pins	A23515
1/2" x 1" cotter pins	A23550	3/8" x 5/8" cotter pins	A23534
Price per dozen			\$0 03
Price per gross			20
Price per thousand			50

FORD SPECIALTIES

3145SX	Bumper (rear) assembly, with fittings, Roadster	5 00
3146SX	Bumper (rear) assembly, with fittings, Coupe	5 00
3147BSX	Bumper (rear) assembly, with fittings, Tudor, T. C.	5 00
3148SX	Bumper (rear) assembly, with fittings, Fordor	5 00
3102SX	Arm (front bumper) and bracket assy.—R.	1 10
3105SX	Arm (front bumper) and bracket assy.—L.	1 10
3123SX	Arm (rear bumper) reinforcement and bracket assy.—R., Road., Cp.	1 40
3127SX	Arm (rear bumper) reinforcement and bracket assy.—L., Road., Cp.	1 40
3134SX	Arm (rear bumper) reinforcement and bracket assy.—R., Tudor, T. C., Fordor	1 25
3135SX	Arm (rear bumper) reinforcement and bracket assy.—L., Tudor, T. C., Fordor	1 25
A20915	Bolt (front bumper arm bracket to frame)	03
A20915	Bolt (rear bumper arm bracket to frame cross member)	03
A20915	Bolt (rear bumper arm reinforcement to cross member)	03
2431X	Bolt (front and rear bumper arm to frame) (order 3602E)	
2431X	Bolt (front and rear bumper arm bracket to frame bolt, rear) (order 3602E)	
3111SX	Bolt (bumper rail end clamp)	15
3140SX	Bolt (rear bumper arm spacer) Road.	10
3136SX	Bolt (rear bumper arm spacer) Coupe	10
3143SX	Bolt (rear bumper arm spacer) Tudor, T. C.	10
3141SX	Bolt (rear bumper arm spacer) Fordor	10
3113SX	Clamp (bumper rail center) assy.	25
A17765	Clamp (bumper rail center) inner	35
3109SX	Clamp (bumper rail end) outer	00
3110SX	Clamp (bumper rail end) inner	15
926X	Nut (bumper rail center clamp bolt) (order 3514)	
78X	Nut (bumper rail end clamp bolt) (order 2549)	
339X	Nut (front bumper arm bracket to frame bolt) rear (order 4817B)	
339X	Nut (front and rear bumper arm to frame bolt) (order 4817B)	
339X	Nut (rear bumper arm spacer bolt) (order 4817B)	
517X	Nut (rear bumper arm bracket to cross member bolt) (order 3066B)	
517X	Nut (rear bumper arm reinforcement to cross member bolt) (order 3066B)	
3139SX	Plate (rear bumper arm spacer) Roadster	05
3142SX	Plate (rear bumper arm spacer) Fordor	02
3112SX	Rail (bumper)	2 50
3138SX	Spacer (rear bumper arm) Roadster, Tudor, T. C., Fordor	04
3137SX	Spacer (rear bumper arm) Coupe	04
1599X	Washer (bumper rail center clamp bolt lock) (order 4864)	
2823X	Washer (bumper rail end clamp bolt lock) (order 2550)	
1943X	Washer (rear bumper arm spacer bolt lock) (order 4806C)	
1943X	Washer (rear bumper arm reinforcement to cross member bolt) (order 4806C)	
2372X	Washer (rear bumper arm spacer bolt plain) Tudor, T. C.	02
A22300	Washer (front bumper arm bracket to frame bolt) rear (order 3078C)	
A22300	Washer (front and rear bumper arm to frame bolt) (order 3078C)	
5773X	Washer (rear bumper arm spacer bolt lock) (order 3078C)	
7962ARX	Cap (dash lamp)	2 25
5761X	Cap (dash lamp)	20 00
5761X	Lamp (dash)	50
3180SX	Lamp (stop and tail) with switch and wiring	2 00
5314X	Bolt (stop lamp switch clamp)	75
A13466	Bulb (tail lamp) 6-8 volt—3 cp—single contact	1 77
A13465	Bulb (stop lamp) (6 volt—21 cp—single contact (also for headlamps for Lincoln and other cars using single contact 6 volt bulb)	1 60
3198SX	Nut (tail and stop lamp to bracket) (order 6297C)	
3200SX	Lens (tail and stop lamp—red) and cover assy.	50
3164BSX	Lens (tail and stop lamp—white)	10
A21575	Nut (stop lamp switch clamp bolt) (order 3210)	
6029X	Nut (stop lamp switch terminal bolt)	75
6592X	Plug (tail and stop lamp) and thimble	08
910X	Screw (tail and stop lamp white lens retainer) (order 3505)	

Above quantity prices as well as individual prices subject to wholesale trade discount.
 †Net Prices.

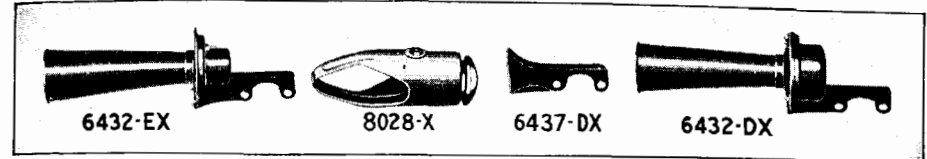
Part No.	Name of Part	Year	LIST PRICE		Each
			Lots of 10 per lot	Lots of 100 per lot	
FORD SPECIALTIES—Continued					
322SX	Screw (tail and stop lamp cover)		\$0 75	\$0 01	
3158SX	Switch (stop lamp) assy.			40	
1565X	Washer (tail and stop lamp to bracket) (order 3261C)				
7696X	Washer (stop lamp switch terminal bolt lock) (order 6266)				
3184SX	Wire (stop lamp switch to lamp) assy.			25	
3182SX	Wire (stop lamp switch to terminal block assy.)			10	
18259X	Mirror (rear view) assy.—closed cars			60	
7853X	Mirror (rear view) assy.—open cars			60	
A-17704	Mirror (rear view) only			30	
17442SX	Mirror bracket bolt and nut assy.			10	
A21636	Nut (windshield wiper)			02	
3251BRX	Wing (W. S.) assembly—R			2 00	
3252BRX	Wing (W. S.) assembly—L			2 00	
150229X	Wiper (windshield)			40	
1A17655	Wiper (windshield)			40	
3318SX	Wiper (automatic W. S.)—closed cars			2 50	
3320SX	Wiper (automatic W. S.)—open cars			2 50	
3331SX	Arm (automatic windshield wiper) assy.			20	
3332SX	Blade (automatic windshield wiper) assy.			30	
3325SX	Connection (automatic windshield wiper hose)			01	
3329SX	Screw (automatic windshield wiper blade attachment)			03	
3319SX	Tube (automatic windshield wiper rubber)			35	



FORD PAINTS AND POLISHES

M-255	Dressing (top) 1 pt.	\$6 00	\$0 65
M-165	Enamel (black) 1 qt.	9 00	1 00
*M-136	Enamel (casino red) ½ pt.		35
M-392	Enamel (channel green) 1 qt.		1 25
*M-140	Enamel (emerald green) ½ pt.		35
*M-134	Enamel (straw) ½ pt.		35
M-393	Enamel (Windsor maroon) 1 qt.		1 25
M-639	Glaze (pyroxylin) ½ pt.		65
M-626	Ground (royal maroon pyroxylin) 1 gal.	55 00	6 50
M-230	Polish (body) 12 oz. bottle.		75
M-216	Polish (nickel) 1 lb.		50
M-638	Primer (pyroxylin) 1 gal.		5 75
M-602	Pyroxylin (black) (old No. M-632) 1 gal.		6 50
M-628	Pyroxylin (casino red—for wire wheels) 1 pt.		1 20
M-608	Pyroxylin (commercial green) 1 gal.	55 00	6 00
M-637	Pyroxylin (drake green) (old No. M-123) 1 gal.	55 00	6 00
M-629	Pyroxylin (emerald green—for wire wheels) 1 pt.		1 20
M-631	Pyroxylin (gunmetal blue) 1 gal.	55 00	6 00
M-633	Pyroxylin (highland green) 1 gal.	55 00	6 00
M-635	Pyroxylin (fawn gray) 1 gal.	55 00	6 00
M-630	Pyroxylin (mole skin) (old No. M-125) 1 gal.	55 00	6 00
M-634	Pyroxylin (phoenix brown) 1 gal.	55 00	6 00
M-636	Pyroxylin (royal maroon) 1 gal.	55 00	6 00
M-627	Pyroxylin (straw—for wire wheels) 1 pt.		1 20
M-644	Striping (champagne) (old No. M-118) ½ pt.		65
M-643	Striping (cream pyroxylin) ½ pt.		75
M-642	Striping (emerald green pyroxylin) (old No. M-109) ½ pt.		65


†Closed cars 1924-25—Open Cars 1924-27. ‡Closed 1926-27. *For wire wheels.
Above quantity prices as well as individual prices subject to wholesale trade discount.



Part No.	Name of Part	LIST PRICE		Each
		Lots of 10 per lot	Lots of 100 per lot	
FORD PAINTS AND POLISHES—Continued				
M-641	Striping (orange pyroxylin) ½ pt.		\$9 00	\$0 65
M-646	Striping (vermillion pyroxylin) ½ pt.			65
M-640	Surfacer (pyroxylin) 1 qt.			1 60
M-645	Thinner (pyroxylin) 5 gal.			13 75
M-111	Touch-up (black) ½ pt.			1 00
M-193	Touch-up (drake green pyroxylin) ½ pt.			55
M-194	Touch-up (mole skin pyroxylin) ½ pt.			60
M-675	Touch-up (fawn gray pyroxylin) pt.			60
M-671	Touch-up (gunmetal blue pyroxylin) ½ pt.			60
M-673	Touch-up (highland green pyroxylin) ½ pt.			60
M-674	Touch-up (phoenix brown pyroxylin) ½ pt.			60
M-430	Varnish (spar) 1 qt.			1 09
M-401	Varnish (tack rag) 1 pt.			55

ELECTRIC HORN

6437DX	Bracket (horn)	1915-27	15
6432DX	Horn—battery type	1915-27	1 50
6432EX	Horn—magneto type	1915-27	1 50
8028X	Switch (horn) assembly	1915-27	25
7917BRX	Wire (electric horn to switch)—35 ½"	1917-25	10
7917CX	Wire (horn to switch)	1926-27	10




ELECTRIC HEADLAMPS

6504X	Bolt (headlamp bracket swivel)	1926-27	\$ 2 00	\$0 03
8846X	Bolt (headlamp to fender bracket)	1926-27	Order 5151	
6572AX	Bulb (headlamp) 9 volt—18 c.p.—double contact—used with magneto without dimmer	1915-18	27 50	30
A13007A	Bulb (headlamp) 6-8 volt—bridge, 21 c. p., dim. 1 ½ c.p.—double contact—double filament—used with T6576HX lens	1919-27	11 80	1.28
A13007B	Bulb (headlamp) 6-8 volt—21 c.p.—double contact—used with dimmer T8892X without starter or dimmer T7320X with starter and T6576HX lens	1917-27	11 60	1.25
A13465	Bulb (stop lamp) 6 volt—21 c.p. single contact (also for headlamps for Lincolns and other cars using single contact 6 volt bulb)	1926-27	11 60	1.25
2122X	Bushing (headlamp wire)			03

Above quantity prices as well as individual prices subject to wholesale trade discounts.
†Net Prices.

Part No.	Name of Part	Year	LIST PRICE		Each
			Lots of 10 per lot	Lots of 100 per lot	
ELECTRIC HEADLAMPS—Continued					
4082X	Bushing (headlamp and tail lamp wire)				\$0 01
8892A RX	Coil (dimmer resistance) with wires	1918-22			50
*8890 RX	Cover (dimmer)	1922-27			10
*8892 BRX	Dimmer assembly	1922-27			65
8892 CX	Dimmer assembly	1926-27			60
6594 H	Door assembly with refraction lens	1922-27			60
6594 JX	Door (head lamp) assy.—nickel	1926-27			1 00
6575 AX	Door (less lens)	1915-25			40
6575 BX	Door (less lens) nickel	1926-27			75
6578 X	Gasket (door lens)	1915-25			03
6511 HX	Headlamp assembly—R. or L.—cars with starter	1915-26		pr.	5 50
6511 RX	Headlamp assembly—R. or L.—cars without starter	1915-26		pr.	5 50
6501 ARX	Headlamp assembly—R.	1926			3 25
6501 CRX	Headlamp assembly—R.	1926			3 25
6511 MX	Headlamp assembly—R. or L.—cars with starter	1926-27		pr.	5 00
6511 NRX	Headlamp assembly—R. or L.—cars without starter	1926-27		pr.	5 00
6576 HX	Lens (headlamp) refracting—in carton—pair	1915-27			50
29X	Nut (headlamp to fender bracket bolt)	1909-27	Order 2825B		
339X	Nut (headlamp swivel bolt)	1926-27	Order 4817B		
6592 X	Plug—with thimble	1915-27			08
6590 AX	Reflector assembly	1915-27			50
6590 BX	Reflector (dimmer type)	1919-21			65
6517 X	Rod (headlamp tie) and bracket assembly	1926-27			85
6580 X	Screw (focusing)				03
6574 AX	Socket (bulb)	1915-25			15
6574 BX	Socket (headlamp plug)	1919-20			15
6591 X	Spring (focusing screw)	1915-27			01
6586 X	Spring (reflector)	1915-27			05
6589 RX	Switch assembly—with screws	1915-17			30
8650 RX	Switch (headlamp and horn) assembly	1918-22			40
6509 X	Washer (headlamp bracket)—conical	1926-27			02
1943 X	Washer (headlamp to fender bracket bolt)		Order 4806C		
7489 RX	Wire (lamp to lamp) 40" long	1915-22			10

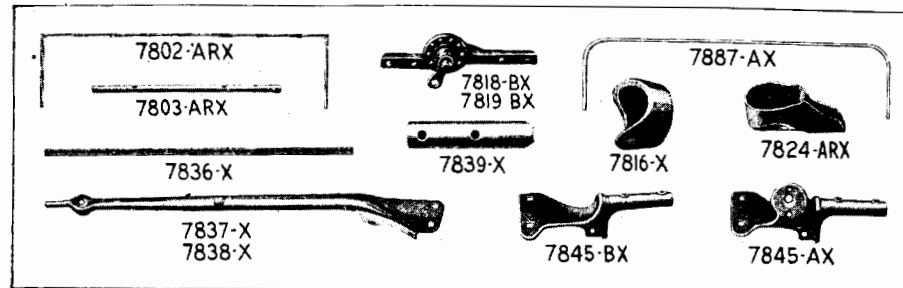


SIDE AND TAIL LAMPS

6403DX	Body (electric tail lamp)	1924-27			10
A13466	Bulb (tail lamp and headlamp dimmer) 6-8 volt—2½ c.p.—single contact	1919-27	1.77		1.12
6460 X	Burner (lamp)	1915-27			25
6409 X	Bushing (tail lamp wire) assembly	1919-27			03
2107 X	Clip (tail lamp wire)	1919-27			01
6956 X	Door (side oil lamp)	1915-27			50
6399 X	Door (tail lamp)—with red lens	1916-22			50
6957 X	Door (tail lamp)—with white lens	1923-27			50
6599 X	Fount (side oil and tail lamp)	1915-27			50
6414 BX	Gasket (electric tail lamp)	1923-27			02
6508 A RX	Lamp (tail)	1915-23			2 50
7069 RX	Lamp (electric tail) assembly	1919-23			70
8786 CX	Lamp (electric tail) and license bracket assy.—including lamp	1924-27			75
6484 BRX	Lens (electric tail lamp) red	1919-23			10
6484 CX	Lens (electric tail lamp) red—celluloid	1923-27			03
6484 DX	Lens (oil tail lamp) side—red	1924-27			10
6405 CX	Lens (electric tail lamp) white	1924-27			10
6405 EX	Lens (oil tail lamp door) white—Edmunds & Jones design	1924-27			10
6405 FX	Lens (oil tail lamp door) white—J. W. Brown design	1924-25			10
6483 BX	Lens (side oil lamp door)	1915-27			10

*Used on cars without starter with switch on instrument panel.
 †Used as left hand lamp by changing position of door.
 Above quantity prices as well as individual prices subject to wholesale trade discount.
 ‡Net Prices.

Part No.	Name of Part	Year	LIST PRICE		Each
			Lots of 10 per lot	Lots of 100 per lot	
6484 ARX	Lens (tail lamp) red	1915-27			\$0 10
6406 BX	Retainer (electric tail lamp white lens)	1923			05
6493 ARX	Socket (electric tail lamp body and lens)	1923-27			05
64951 X	Socket (electric tail lamp bulb) assembly	1924-27			15
2108 X	Spring (tail lamp wire)	1920-27			03
6410 X	Support (tail lamp wire bushing)	1919-27			01
A14461	Terminal (tail lamp wire)	1924-27			01
6392 X	Wick (lamp)	1915-27			05



TOURING CAR AND ROADSTER WINDSHIELDS—1915-22

7810 X	Bolt (windshield hinge)	1915-16			05
7845 ARX	Bracket (windshield) right	1915-22			50
7845 BX	Bracket (windshield) right	1919-22			50
7846 ARX	Bracket (windshield) left	1915-22			50
7846 BX	Bracket (windshield) left	1919-22			50
7824 ARX	Clamp (windshield glass)	1915-22			03
7830 X	Filler block (windshield frame)	1915-17			25
7803 ARX	Filler block (windshield lower frame)	1915-22			20
7888 ARX	Filler block (windshield upper frame)	1917-22			20
7820 BX	Frame (windshield) assembly—upper	1917-22			1 50
7802 ARX	Frame (windshield) only—lower	1915-22			1 00
G-1A	Glass (windshield) lower (factory No. 7828R)	1915-22			2 80
G-2A	Glass (windshield) upper (factory No. 7827AR)	1915-22			2 45
7819 BX	Hinge (windshield) assembly—left	1917-22			50
7818 BX	Hinge (windshield) assembly—right	1917-22			50
3827 X	Loop (windshield top snap)	1915-22			02
A20408	Nut (windshield hinge bolt)	1915-22			
2149 BX	Screw (windshield glass clamp)	1915-22			01
292 X	Spring (windshield hinge)			Order 3929C	
7851 ARX	Stop (windshield upper glass) nickel	1915-22			20
7852 ARX	Stop (windshield lower glass) nickel	1915-22			20
7808 X	Thimble (windshield hinge)	1915-22			03
G-5A	Windshield assembly (factory No. 7840 AR)	1915-22			10 00
G-3A	Windshield assembly—lower half (factory No. 7823AR)	1915-22			4 75
G-4B	Windshield assembly—upper half (factory No. 7822BR)	1917-22			4 25

TOURING CAR AND ROADSTER WINDSHIELDS—1922-25

7836 RX	Anti-rattler (windshield)	1922-25			15
*A20714	Bolt (windshield bracket to body)	1922-25			02
6645 X	Bolt (windshield bracket to instrument panel)	1922-25			02
7837 RX	Bracket (windshield) assembly—R. H.	1922-25			65
7838 RX	Bracket (windshield) assembly—L. H.	1922-25			65
7891 X	Bracket (side oil lamp)	1922-25			35
9066 X	Channel (windshield) center	1922-25			15
7816 RX	Cone (windshield frame)	1922-25			15
7888 BRX	Filler (windshield upper frame) lower	1922-25			05
7847 RX	Filler (windshield upper frame) upper	1922-25			10
7803 BRX	Filler (windshield lower frame)	1922-25			05
7802 BRX	Frame (windshield) assembly—lower	1922-25			1 00
7837 CRX	Frame (windshield) assembly—upper	1922-25			1 00
G-1B	Glass (windshield) lower (factory No. 9534)	1922-25			2 35
G-2B	Glass (windshield) upper (factory No. 7827B)	1922-25			2 25
1307 RX	Nut (windshield bracket to instrument panel bolt) lower	1922-25			2 00
A21747	Nut (windshield clamp stud wing)	1922-23			03
7842 X	Nut (windshield cone lock)	1922-25			1 25
7852 BRX	Retainer (windshield glass) lower	1922-25			15
7851 BX	Retainer (windshield glass) upper	1922-25			20
7826 RX	Stud (windshield frame clamping)	1922-25			03
A22287	Washer (windshield clamp stud nut)	1922-25			01
G-5B	Windshield assembly (factory No. 7840B)	1922-25			10 25
G-3B	Windshield assembly—lower half (factory No. 7823B)	1922-25			3 75
G-4C	Windshield assembly—upper half (factory No. 7822C)	1922-25			4 10

*Used on cars without starter.
 Above quantity prices as well as individual prices subject to wholesale trade discount.

Part No.	Name of Part	LIST PRICE		Each
		Lots of 10	Lots of 100 per lot	
TOURING CAR AND ROADSTER WINDSHIELDS—1926-27				
40325X	Bracket (windshield) assembly—right	1926-27		\$1 00
40326X	Bracket (windshield) assembly—left	1926-27		1 00
40324X	Channel (windshield) center	1926-27		35
40315X	Clamp (windshield glass)	1926-27		05
7816X	Cone (windshield bracket)	1926-27		15
41128X	Fastener (windshield bracket curtain) male	1926-27		03
40306X	Filler (windshield lower frame)	1926-27		10
40319X	Filler (windshield upper frame) lower	1926-27		05
40318X	Filler (windshield upper frame) upper	1926-27		05
40303X	Frame (windshield lower) assembly	1926-27		1 00
40320X	Frame (windshield upper) assembly	1926-27		1 00
G-1C	Glass (windshield) lower (factory No. 40308)	1926-27		2 35
G-2C	Glass (windshield) upper (factory No. 40325)	1926-27		2 35
A21747	Nut (windshield bracket stud)	1926-27		1 25
7842X	Nut (windshield come lock)	1926-27		02
17329X	Screw (windshield glass clamp)	1926-27		02
45520AX	Strip (windshield glass retaining) upper—use with thick glass	1926-27		10
45520BX	Strip (windshield glass retaining) upper—use with thin glass	1926-27		10
45521AX	Strip (windshield glass retaining) lower—use with thick glass	1926-27		10
45521BX	Strip (windshield glass retaining) lower—use with thin glass	1926-27		10
A37158	Stud (windshield clamping)	1926-27		03
A22287	Washer (windshield bracket stud)	1926-27		01
40314X	Weatherstrip (windshield) bottom	1926-27		25
40312X	Weatherstrip (windshield) lower	1926-27		05
40313X	Weatherstrip (windshield) upper	1926-27		05
G-3C	Windshield assembly—lower (factory No. 40328)	1926-27		4 10
G-4D	Windshield assembly—upper (factory No. 40327)	1926-27		4 10
G-5C	Windshield assembly (factory No. 40300)	1926-27		11 35

***TOURING CAR TOPS—1915-22**

3897 X	Bow (touring car) wood	1913-17		60
6694 R X	Celluloid (sidecurtain) 20" x 50"—.010 thick (Old No. 6682X)	1913-22		1 50
6683 X	Celluloid (back curtain) 20" x 50"—.020" thick	1913-22		2 25
8992 R X	Cotter (rib socket)	1918-22		02
6882 A R X	Curtain (touring car storm) right	1913-22		1 75
6883 A R X	Curtain (touring car storm) left	1913-22		1 75
6940 A R X	Curtain (back) and stay assembly	1915-22		3 25
4966 B R X	Curtain (touring car side) right	1915-22		2 00
4967 B R X	Curtain (touring car side) left	1915-22		2 00
6894 A R X	Deck (touring car center) complete	1915-22		7 00
8940 X	Eyelet (curtain fastener)	1917-22		01
A24562	Fastener (touring car top snap) single	1917-22		05
A37664	Fastener (touring car top snap) double	1917-22		02
7831 A R X	Hook (curtain to windshield)	1915-22		05
7832 R X	Hook (curtain to body)	1915-22		02
A21790	Nut (touring car bow socket to seat iron) Japanned	1913-22		03
6815 A R X	Pad (touring car side quarter)	1915-22		1 00
3314 A R X	Rest (touring car top prop) with strap	1913-22		60
3858 X	Rest (touring car top prop arm)	1913-21		25
A37455	Rib (touring car front and rear extension)	1918-22		30
8974 A R X	Rib (touring car front and rear upright)	1918-22		30
6832 X	Separator (bow)	1918-22		05
6860 B R X	Socket (touring car front extension rib) right	1918-22		1 00
6861 B R X	Socket (touring car front extension rib) left	1918-22		1 00
3884 B R X	Socket (touring car rear extension rib) right	1918-22		1 00
3885 B R X	Socket (touring car rear extension rib) left	1918-22		1 00
6862 B R X	Socket (touring car front upright rib) right	1918-22		1 00
6863 B R X	Socket (touring car front upright rib) left	1918-22		1 00
3882 B R X	Socket (touring car rear upright rib) right	1918-22		1 00
3883 B R X	Socket (touring car rear upright rib) left	1918-22		1 00
3924 A R X	Strap (touring car top to windshield) assembly	1915-22		35
3029 A R X	Strap (touring car stay) assembly—complete	1913-21		25
3029 B R X	Strap (stay) assembly	1918-22		35
6829 B X	Support (touring car extension) upper	1913-21		10
6830 B X	Support (touring car extension) lower	1918-22		05
7940 A R X	Top (touring car) complete	1915-22		127 00
4931 A R X	Visor (touring car top)	1920-22		60
8943 X	Washer (curtain fastener eyelet)	1917-22		01

TOURING CAR TOPS—1922-25

3573 X	Brace (top extension) right	1922-25		25
3574 X	Brace (top extension) left	1922-25		25
**3588 X	Bracket (top clamping) assembly	1922-25		20
**6902 X	Button (glove fastener)	1922-25		02
6882 B X	Curtain (front side) assembly—right	1922-25		1 75
6883 B X	Curtain (front side) assembly—left	1922-25		1 85

†Not subject to regular discount. **Also used on 1922-25 Roadster Top.
*Service dealers' discount applies on Touring Car and Roadster top parts to shops specializing in top repairs.

Above quantity prices as well as individual prices subject to wholesale trade discount.

Part No.	Name of Part	Year	LIST PRICE		Each
			Lots of 10 per lot	Lots of 100 per lot	
††6940BRX	Curtain (rear) assembly	1922			\$3 25
6940CRX	Curtain (rear) assembly	1922-25			3 25
††4966CRX	Curtain (rear side) assembly—right	1922			2 00
4966DRX	Curtain (rear side) assembly—right	1922-25			2 00
††4967CRX	Curtain (rear side) assembly—left	1922			2 00
4967DRX	Curtain (rear side) assembly—left	1922-25			2 00
††6894BRX	Deck (top) assembly	1922			6 50
6894CX	Deck (top) assembly	1922-25			6 50
**6903RX	Eyelet (side curtain rear glove fastener)	1922-25			02
**6904X	Fastener (rear curtain glove)	1922-25			02
**7831BRX	Hook (curtain to windshield)	1922-25			02
6815BX	Pad (top side quarter) assembly	1922-25			1 00
3314BX	Rest (prop) and strap assembly	1922-25			60
8975RX	Rib (top center and rear)	1922-25			30
8974BX	Rib (top center extension)	1922-25			30
8973BRX	Rib (top front)	1922-25			30
**3548X	Screw (front socket fastener)	1922-25			\$ 50
6860CRX	Socket (top rib) front—right	1922-25			01
6861CRX	Socket (top rib) front—left	1922-25			1 00
3882CRX	Socket (top rib) center—right	1922-25			1 00
3883CRX	Socket (top rib) center—left	1922-25			1 00
††3884CRX	Socket (top rib) rear—right	1922			1 25
3884DRX	Socket (top rib) rear—right	1922-25			1 00
††3885CRX	Socket (top rib) rear—left	1922			1 25
3885DRX	Socket (top rib) rear—left	1922-25			1 00
6862CRX	Socket (top rib) center extension—right	1922-25			1 00
6863CRX	Socket (top rib) center extension—left	1922-25			1 00
6844BX	Strainer (top center)	1922-25			40
6846AX	Strainer (top quarter)	1922-25			40
**3629CX	Strap (stay)	1922-25			20
**6901RX	Stud (rear curtain glove fastener)	1922-25			02
3572RX	Support (center extension to brace)	1922-25			05
3551RX	Support (center) on rear socket	1922-25			05
3564RX	Support (center extension) on center socket	1922-25			05
7940BX	Top assembly	1922-25			127 00
**4981BRX	Visor (top) assembly	1922-25			1 00
**6905RX	Washer (side curtain rear glove fastener)	1922-25			01

TOURING CAR TOPS—1926-27

41022X	Brace (front) right	1926-27		25
41023X	Brace (front) left	1926-27		25
41024X	Brace (center)	1926-27		15
41042X	Brace (rear) right	1926-27		25
41043X	Brace (rear) left	1926-27		25
*3588X	Bracket (top clamping) assembly	1926-27		20
*41267X	Case (curtain) assembly	1926-27		75
*41100ARX	Curtain (front side) assembly—right	1926		2 25
*41100BRX	Curtain (front side) assembly—left	1926		2 25
*41100CX	Curtain (front side) assembly—right	1926-27		2 25
*41101ARX	Curtain (front side) assembly—left	1926		2 25
*41101BRX	Curtain (front side) assembly—left	1926		2 25
*41101CX	Curtain (front side) assembly—left	1926-27		2 25
41102ARX	Curtain (center side) assembly—right	1926		2 25
41102BRX	Curtain (center side) assembly—right	1926		2 25
41102CX	Curtain (center side) assembly—right	1926-27		2 75
41103ARX	Curtain (center side) assembly—left	1926		2 25
41103BRX	Curtain (center side) assembly—left	1926		2 25
41103CX	Curtain (center side) assembly—left	1926-27		2 75
41104ARX	Curtain (rear side) assembly—right	1926		1 25
41104BRX	Curtain (rear side) assembly—right	1926		1 25
41104CX	Curtain (rear side) assembly—right	1926-27		1 25
41105ARX	Curtain (rear side) assembly—left	1926		1 25
41105BRX	Curtain (rear side) assembly—left	1926		1 25
41105CX	Curtain (rear side) assembly—left	1926-27		1 25
41106ARX	Curtain (back) assembly	1926-27		3 25
41106BX	Curtain (back) assembly	1927		3 25
*41097SX	Curtain (gypsy) front—right	1926-27		1 10
*41098SX	Curtain (gypsy) front—left	1926-27		1 10
41110ARX	Deck (top) assembly	1926		8 50
41110BX	Deck (top) assembly	1926-27		8 50
*A24562	Fastener (No. 1 socket screw base snap)	1926-27		05
*A24575	Fastener (windshield bracket lift the dot) male	1926-27		03
*A24579	Fastener (single flush type) female	1926-27		05
*A24566	Fastener (single flush type) male	1926-27		05
41114AX	Hood (dust) with straps	1926-27		4 00
*7832RX	Hook (curtain to body)	1926-27		02
*A-37455	Rib (No. 1)	1926-27		75
41033X	Rib (No. 2)	1926-27		30
41034X	Rib (No. 3)	1926-27		30
41035X	Rib (No. 4)	1926-27		30
A37418	Ring (brace support pin)	1926-27		01
*41045X	Rod (curtain) front—right	1926-27		20

*Also used on 1926-27 Roadster Top. **Also used on 1922-25 Roadster Top.

†Not subject to regular discount.

††Used on tops with straight side quarters.

Above quantity prices as well as individual prices subject to wholesale trade discount.

Part No.	Name of Part	Year	LIST PRICE		Each
			of 10 per lot	of 100 per lot	

TOURING CAR TOPS—1926-27—Continued

*41046X	Rod (curtain) front—left	1926-27			\$ 20
41047X	Rod (curtain) rear—right	1926-27			20
41048X	Rod (curtain) rear—left	1926-27			20
41008X	Socket (No. 1) right and left	1926-27			1 25
41002X	Socket (No. 2) right	1926-27			1 25
41003X	Socket (No. 2) left	1926-27			1 25
41004X	Socket (No. 3) right and left	1926-27			1 25
41005X	Socket (No. 4) right	1926-27			1 50
41006X	Socket (No. 4) left	1926-27			1 50
41199SX	Spring (gypsy curtain—front) hook and clip assembly	1926-27			15
*3542X	Strip (back curtain finishing)	1926-27		(yd. 05)	40
*5844BX	Strainer (center)	1926-27			20
*3629CX	Strap (stay)	1926-27			01
*A3754X	Tip (binding finishing)	1926-27			01
*41011X	Top assembly—including curtains and curtain rods	1926-27			135 00
41158X	Visor assembly	1926-27			75
*A37666	Washer (grommet)	1926-27			01

ROADSTER TOP PARTS—1915-22

6937ARX	Curtain (Roadster side) rear—right	1915-22			1 25
6938ARX	Curtain (Roadster side) rear—left	1915-22			1 25
6935ARX	Curtain (Roadster side) rear—right	1915-22			1 50
6936ARX	Curtain (Roadster side) front—left	1915-22			1 50
6950ARX	Curtain (Roadster back) assembly	1915-22			2 50
6965ARX	Deck (Roadster center) complete	1915-22			4 50
6806AX	Pad (Roadster side quarter)	1914-22			60
8772RX	Rib (upright)	1918-22			30
8988ARX	Rib (front extension)	1918-22			30
8989ARX	Rib (rear extension)	1918-22			30
6870BX	Socket (Roadster rib) upright—right	1918-22			1 00
6871BX	Socket (Roadster rib) upright—left	1918-22			1 00
6872BX	Socket (Roadster rib) front extension—right	1918-22			1 00
6873BX	Socket (Roadster rib) front extension—left	1918-22			1 00
4907BX	Socket (Roadster rib) rear extension—right	1918-22			1 00
4908BX	Socket (Roadster rib) rear extension—left	1918-22			1 00
7941ARX	Top (Roadster) complete	1915-22			122 00

ROADSTER TOP PARTS—1922-25


6935BRX	Curtain (front side) assembly—right	1922-25			1 50
6936BRX	Curtain (front side) assembly—left	1922-25			1 50
6937BRX	Curtain (rear side) assembly—right	1922-25			1 25
6938BRX	Curtain (rear side) assembly—left	1922-25			1 25
6950BRX	Curtain (rear) assembly	1922-25			2 50
6965BRX	Deck (top) assembly	1922-25			3 50
6206BX	Pad (top side quarter) assembly	1922-25			60
8989BRX	Rib (top) center and rear	1922-25			35
8988BRX	Rib (top) front	1922-25			35
6870CRX	Socket (top rib) center—right	1922-25			1 00
6871CRX	Socket (top rib) center—left	1922-25			1 00
6872CRX	Socket (top rib) front	1922-25			1 00
4907CRX	Socket (top rib) rear—right	1922-25			1 00
4908CRX	Socket (top rib) rear—left	1922-25			1 00
7941BRX	Top assembly	1922-25			122 00

ROADSTER TOPS—1926-27

41067ARX	Curtain (rear side) assembly—right	1926			1 25
41067BRX	Curtain (rear side) assembly—right	1926			1 25
41067CX	Curtain (rear side) assembly—right	1926-27			1 25
41068ARX	Curtain (rear side) assembly—left	1926			1 25
41068BRX	Curtain (rear side) assembly—left	1926			1 25
41068CX	Curtain (rear side) assembly—left	1926-27			1 25
41069ARX	Curtain (back) assembly	1926-27			2 50
41069BX	Curtain (back) assembly	1927			3 00
41070ARX	Deck assembly	1926			3 50
41070BX	Deck assembly	1926-27			4 50
41077AX	Hood (dust) with straps	1926-27			4 00
3876BX	Rest (prop) and strap assembly	1926-27			60
8974BX	Rib (Nos. 2 and 3)	1926-27			30
41055X	Socket (No. 1)	1926-27			1 25
41056X	Socket (No. 2) right	1926-27			1 25
41057X	Socket (No. 2) left	1926-27			1 25
41057X	Socket (No. 3) right	1926-27			1 25
41058ARX	Socket (No. 3) right	1926-27			1 25
41059ARX	Socket (No. 3) left	1926-27			1 25
41049X	Top assembly—including curtains and curtain rods	1926-27			122 00

†Not subject to regular discount. *Also used on 1926-27 Roadster Top.
 †For additional 1922-25 Roadster Top parts see 1922-25 Touring Car Top parts marked with a double asterisk (**).
 †For additional 1926-27 Roadster Top parts see 1926-27 Touring Car Top parts marked with an asterisk (*).
 Above quantity prices as well as individual prices subject to wholesale trade discount.

Price List of Parts for Model T One Ton Truck



Part No.	Name of Part	Year	LIST PRICE		Each	Model No.	Fac. Req.	No. per Car	
			of 10 per lot	of 100 per lot					
REAR AXLE									
1000	Axle assembly—rear 7/8 to 1	1918-27			\$110 00	TT	95A	1	
1000B	Axle assembly—rear 5/8 to 1	1918-27			110 00	TT	95B	1	
1001	Axle housing—right	1918-27			15 00	TT	4	1	
1002	Axle housing—left	1918-27			15 00	TT	5	1	
1003	Axle housing bolt	1918-27			05	AA	21137	13	
1003B	Axle housing bolt nut	1918-27							
1004	Axle housing cap	1918-27							
1005	Axle housing cap gasket	1918-27		1 50					
1006	Axle housing cap screw	1918-27		40	3 50				
1007	Axle housing cap screw lock wire	1918-27							
1008	Axle housing gasket—upper	1918-27		15	1 00				
1009	Axle housing gasket—lower	1918-27		40	3 50				
1010	Axle brake housing plate—right	1918-27				TT	147	1	
1011	Axle brake housing plate—left	1919-27				TT	148	1	
1012	Axle housing drain plug	1918-27				AA	24452	2	
1013	Axle shaft	1918-27			4 75	TT	2818	2	
1014	Axle shaft cotter	1918-27				doz. 05	AA	23566	2
1015	Axle shaft nut	1918-27		90	8 00		AA	21941	2
1016	Axle shaft washer	1918-27		35	2 50		AA	22423	2
1017	Axle shaft dust cap	1918-27				05	TT	56	2
1018	Axle shaft inner ball bearing assy.	1918-27				4 50	AA	4220	2
1019	Axle shaft outer roller bearing	1918-27		9 00		1 00	TT	253	2
1020	Axle shaft outer R. B. sleeve—R.	1918-27				25	TT	170	1
1020B	Axle shaft outer R. B. sleeve—L.	1918-27				25	TT	161	4
1021	Axle shaft bearing felt	1918-27		1 20	10 00		AA	22433	2
1022	Axle shaft bearing retainer	1918-27				15	AA	20	2
1023	Axle shaft bearing retainer washer	1918-27				02	AA	22437	2
1024	Axle shaft felt retainer assembly	1918-27		1 50		20	AA	4398	1
1025	Axle shaft felt retainer cup	1918-27				03	TT	146	2
1026	Axle shaft felt retainer plate	1918-27				25	TT	198	2
1026B	Rear axle oil retainer	1926-27				03	TT	221	
1027	Rear axle oil retainer washer	1926-27				1 50	AA	4236	2
1027	Differential gear	1918-27				2 50	AA	4285	2
1028B	Differential gear case—R. or L. half	1923-27							

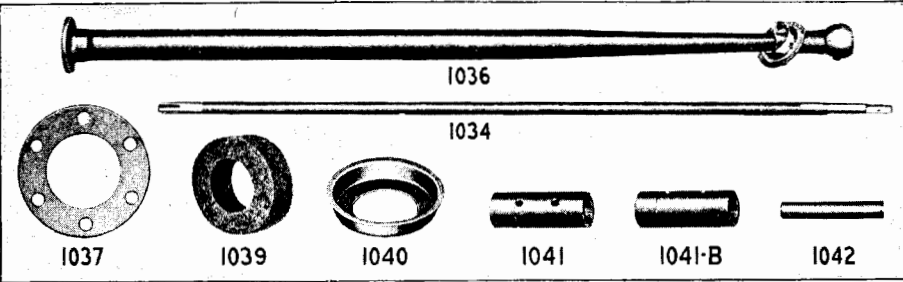
*.25 gross \$1.25 thousand.
 Above quantity prices as well as individual prices subject to wholesale trade discount.

Part No.	Name of Part	Year	LIST PRICE			Fac. No.	No. Req. per Car
			Lots of 10	Lots of 100	Each		

REAR AXLE—Continued

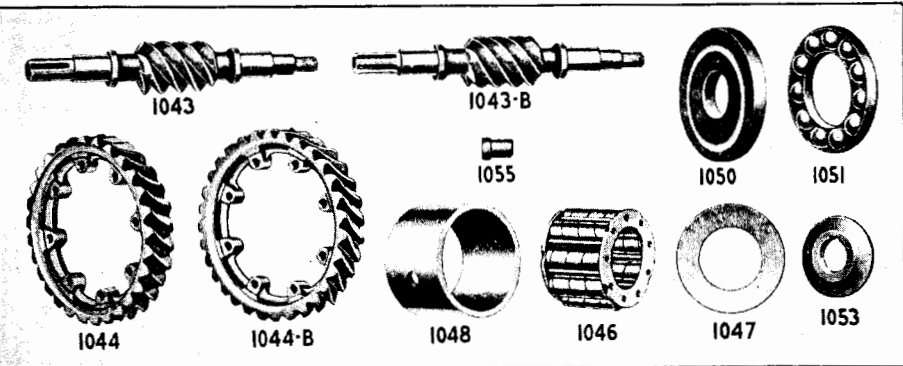
REAR AXLE—Continued

1029	Differential gear case bolt	1918-27				Order 1003	
1030	Differential gear case bolt nut	1918-27				Order 2719	
1031	Differential gear lock ring	1918-27	\$0 02	AA	4397		2
1032	Differential pinion	1918-27	60	AA	4215		2
1033	Differential pinion shaft	1918-23	30	TT	15AR		1
1033B	Differential spider	1923-27	1 85	AA	4211		1



DRIVE SHAFT

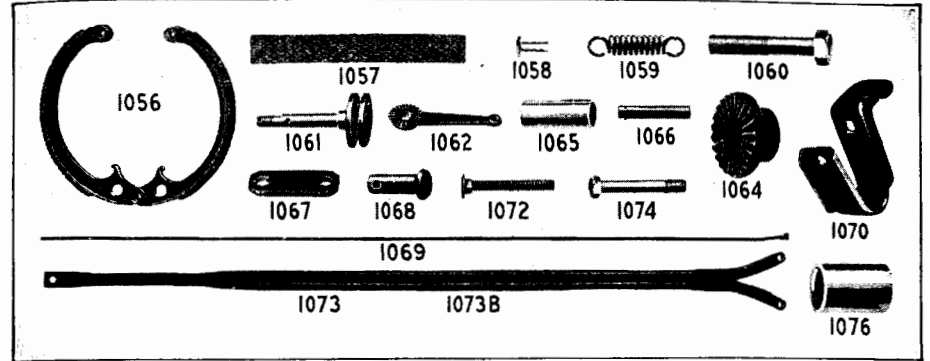
1034	Drive shaft	1918-27			7 00	TT	87	1	
1036	D. S. tube assembly	1918-27			10 00	TT	153	1	
1037	D. S. tube flange gasket	1918-27	\$0 15	\$1 25	02	AA	4599	1	
1038	D. S. tube flange screw	1918-27				Order 1006			
1039	D. S. felt container	1918-27			80				
1040	D. S. felt container	1918-27			10	TT	109	1	
1040	D. S. felt container	1918-27			05	AA	4692	1	
1041B	D. S. to worm coupling	1920-27			95	TT	85B	1	
1042	D. S. to worm coupling pin	1918-27			60	01	TT	86	2



WORM

1043	Worm—7 1/4 to 1	1918-27			5 00	TT	16A	1	
1043B	Worm—5 1/6 to 1	1918-27			5 00	TT	16B	1	
1044	Worm gear—7 1/4 to 1	1918-27			9 00	TT	12A	1	
1044B	Worm gear—5 1/6 to 1	1918-27			9 00	TT	12B	1	
1045	Worm cotter	1918-27				Order 1014			
1046	Worm roller bearing	1918-27			75	AA	4615	2	
1047	Worm roller bearing retainer	1918-27				Order 1023			
1048	Worm roller bearing sleeve	1918-27			1 00	AA	4616	2	
1049	Worm roller bear. housing screw	1918-27			03	TT	101	2	
1050	Worm thrust bearing collar	1918-27			50	TT	114	1	
1051	Worm thrust ball and sep. assy.	1918-27			70	TT	123	1	
1053	Worm thrust bearing retainer	1918-27			10	AA	4695	1	
1054	Worm thrust bear. retainer nut	1918-27				Order 1015			
1055	Worm thrust bear. retainer pin	1918-27			50	01	AA	23767	1

Above quantity prices as well as individual prices subject to wholesale trade discount.



Part No.	Name of Part	Year	LIST PRICE			Fac. No.	No. Req. per Car
			Lots of 10	Lots of 100	Each		

BRAKE PARTS

1056	Brake shoe	1918-27			\$1 50	TT	2814	2		
1057	Brake shoe lining, each	1918-27				20	TT	58	4	
1058	Brake shoe lining rivet	1918-27			\$0 75		01	TT	68	40
1059	Brake shoe spring	1918-27				07	TT	67	2	
1060	Brake shoe bolt	1918-27			80	7 50	10	TT	59	2
1060B	Brake shoe bolt nut	1918-27				Order 2507				
1061	Brake expander lever	1918-27				40	TT	61	2	
1062	Brake expander lever	1918-27				15	TT	62	2	
1064	Brake expander adj. collar	1918-27				20	TT	175	2	
1065	Brake expander bushing	1918-27				10	TT	173	2	
1066	Brake expander pin	1918-27			35		01	TT	7	2
1067	Brake expander link	1918-25				08	TT	176	4	
1068	Brake expander link pin	1918-27			25	2 00	03	A	23842	8
1069	Brake rod	1918-27				35	TT	119	2	
1070	Brake rod support—right	1918-27				15	TT	120	2	
1071	Brake rod support—left	1918-27				15	TT	121	1	
1072	Brake rod support bolt	1918-25				01	A	20558	2	
1072B	Brake rod support bolt nut	1918-27				Order 3088E				

RADIUS ROD

1073	Rear radius rod—right	1918-27			2 00	TT	152	1		
1073B	Rear radius rod—left	1918-27			2 00	TT	158	1		
1074	Rear radius rod bolt—front	1918-27			85	7 50	10	A	21300	1
1075	Rear radius rod bolt—rear	1918-27			85	7 50	10	TT	83	4
1075B	Rear radius rod bolt nut	1918-27				Order 2507				
1076	Universal joint bushing	1918-27			50	TT	69	1		

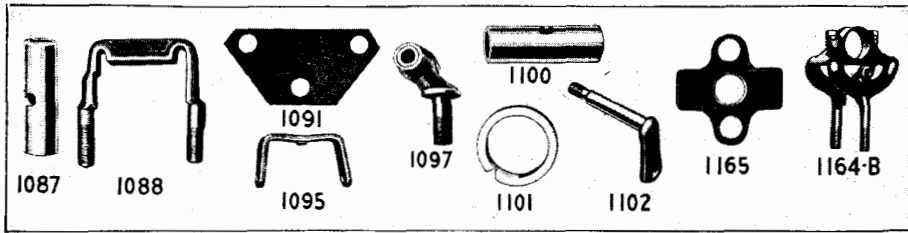
SPRINGS

REAR SPRING

1077	Rear spring—right or left, each	1918-27			4 00	TT	333	2		
1078	Spring leaf No. 1	1918-27			90	TT	334	2		
1079	Spring leaf No. 2	1918-27			55	TT	362	2		
1080	Spring leaf No. 3	1918-27			50	TT	363	2		
1081	Spring leaf No. 4	1918-27			45	TT	364	2		
1082	Spring leaf No. 5	1918-27			40	TT	365	2		
1083	Spring leaf No. 6	1918-27			35	TT	366	2		
1084	Spring leaf No. 7	1918-27			30	TT	367	2		
1085	Spring leaf No. 8	1918-27			25	TT	368	2		
1086	Spring leaf No. 9	1918-27			25	TT	331	2		
1087	Spring bushing	1918-27			15	TT	172B	2		
1088	Spring clip	1918-27			45	TT	326	2		
1089	Spring clip nut	1918-27			05	TT	327	2		
1091	Spring clip plate	1918-27			25	TT	329	4		
1092	Spring tie bolt	1918-27			15	TT	330	2		
1093	Spring tie bolt nut	1918-27				Order 1089				
1094	Spring tie bolt cotter	1918-27				*doz.05	A	23552	2	
1095	Spring clamp	1918-27				05	TT	375	2	
1096	Spring clamp bolt	1918-27			25	2 00	03	TT	376	2
1096B	Spring clamp bolt nut	1918-27				Order 3514				

*\$0.25 gross, \$0.75 per thousand.

Above quantity prices as well as individual prices subject to wholesale trade discount.



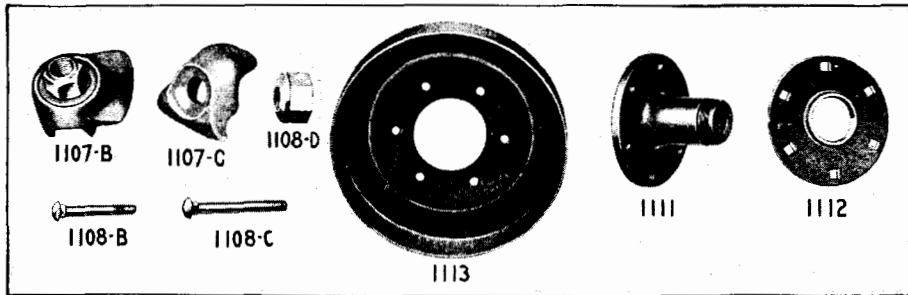
Part No.	Name of Part	Year	LIST PRICE		Fac. Model No.	No. Req. per Car
			Lots of 10 per lot	Lots of 100 per lot		

SPRINGS—Continued

1097	Spring perch	1918-27	\$8 00	\$0 90	TT 2804	2
1098	Spring perch nut	1918-27	Order 1015			
1099	Spring perch cotter	1918-27	Order 1014			
1100	Spring perch bushing	1918-27		30	TT 172AR	2
1101	Spring perch bushing spacer	1918-27		10	TT 169	4
1102	Spring hanger assembly	1918-27		25	TT 91	4

FRONT SPRING (nine-leaf)

1151	Front spring	1926-27	27 50	3 00	TT 332	1
1152	Front spring—first leaf	1926-27	Order 3801B			
1153	Front spring—second leaf	1926-27	Order 3802C			
1154	Front spring—third leaf	1926-27	Order 3803C			
1155	Front spring—fourth leaf	1926-27	Order 3804C			
1156	Front spring—fifth leaf	1926-27	Order 3805C			
1157	Front spring—sixth leaf	1926-27		25	TT 2939	1
1158	Front spring—seventh leaf	1926-27		20	TT 2940	1
1159	Front spring—eighth leaf	1926-27		20	TT 2941	1
1160	Front spring—ninth leaf	1926-27	Order 3807D			
1161	Front spring tie bolt	1926-27	25 \$2 00	03	TT 1362	1
1162	Front spring tie bolt nut	1926-27	Order 3811B			
1164B	C. C. front bearing and spring clip assembly	1926-27		1 25	TT 2921	1
1165	Front spring clip bar	1926-27		25	TT 342	1
1166	C. C. front bearing and spring clip nut	1926-27	Order 2507			

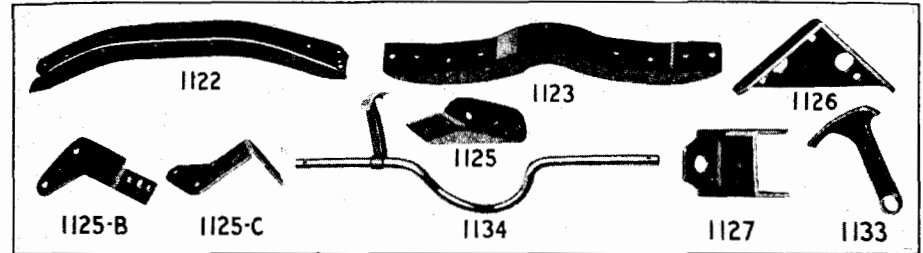


WHEELS

1105B	Rear wheel—dem.—Kelsey	1919-24	15 00	TT 7698A	2	
1105C	Rear wheel—dem.—Hayes	1919-24	15 00	TT 7698B	2	
1105D	Rear wheel—dem.—less rim and hub	1919-24		6 50	TT 2817AR	2
1105E	Rear wheel—dem.—less rim and hub	1919-24		6 50	TT 2817BR	2
1105H	Rear wheel complete—dem.	1924-27	14 75	TT 7698C		
1105J	Rear wheel—less rim	1924-27	10 75	TT 2815F		
1105K	Rear wheel—less rim and hub	1924-27	6 50	TT 2817C		
1106C	Dem. rim—Hayes	1919-27	3 50	TT 8774B	2	

†30" x 5" wheel. Above quantity prices as well as individual prices subject to wholesale trade discount.

Part No.	Name of Part	Year	LIST PRICE		Fac. Model No.	No. Req. per Car
			Lots of 10 per lot	Lots of 100 per lot		
*1106D	Dem. rim—Kelsey	1922-27			\$3 50 TT 8774C	2
1106E	Dem. rim retainer ring—Kelsey	1922-27			50 TT 178	2
†1106F	Dem. rim and flange assy.	1924-27			2 75 TT 8774D	
					TT189	
†1106G	Dem. rim flange	1924-27			90 AA 0199	
1107B	Clamp and nut assy.—Kelsey	1919-27	\$1 25		15 TT 8807	12
†1107C	Clamp	1924-27			10 TT 8831D	
1108B	Clamp bolt	1919-24		40	05 TT 8832	12
†1108C	Clamp bolt	1924-27		45	05 TT 8832B	
†1108D	Clamp nut	1924-27		40	05 TT 8834B	
1109	Rear wheel complete, less tire	1918-27			17 50 TT 2815A	2
1109B	Rear wheel—solid tire design—less hub and tire	1919-27			13 25 TT 2816	2
1111	Rear hub	1918-27			2 25 TT 40	
1112	Rear hub flange	1918-27			40 TT 149	2
1113	Rear hub brake drum	1918-27			1 25 TT 3	2
1114	Rear hub bolt	1918-27		40	05 TT 28	12
1114B	Rear hub bolt nut	1918-27		1 50	02 TT 29	12
1116	Rear hub cap	1918-27			25 TT 150	2
1117	Rear hub key	1918-27			03 TT 26	2
1118	Rear hub felt	1918-27		75	10 TT 162	2



FRAME

1119	Frame assembly	1918-27	\$30 00	TT 300	1
1120	Side member—right	1918-27	9 00	TT 301	1
1121	Side member—left	1918-27	9 00	TT 302	1
1122	Front cross member	1918-27	1 00	TT 303	1
1123	Rear cross member	1918-27	4 00	TT 304	1
1124	Front corner bracket—right	1918-27	15	TT 305	1
1125	Front corner bracket—left	1918-27	15	TT 306	1
1125B	Front end spacer—right	1918-27	15	TT 319	1
1125C	Front end spacer—left	1918-27	15	TT 318	1
1126	Rear cross member gusset plate	1918-27	25	TT 397	2
1127	Rear cross member reinforcement	1918-27	50	TT 325	2
1128	Rivet (frame rear cross member to side member)		50	01 TT 317	

TRANSMISSION CONTROL

1133	Speed lever	1918-27	10	TT 862	1
1134	Control shaft with speed lever	1918-27	85	TT 1557	1

†30" x 5" wheel. *Includes 1106E. Above quantity prices as well as individual prices subject to wholesale trade discount.

