




E VIDI DIETRO A NOI UN DIAVOL NERO
CORRENDO SU PER LO SCOGLIO VENIRE.
AHI QUANT'ELLI ERA NE L'ASPETTO FERÒ!

DANTE ALIGHIERI (POETA ITALIANO 1265 - 1321)
LA DIVINA COMMEDIA, INFERNO, CANTO XXI

DIABLO



SANT' AGATA 1963. FERRUCCIO LAMBORGHINI FOUNDED THE LEGEND OF LAMBORGHINI. HIS MOTTO: SPEED. THIRTY YEARS LATER, THE DIABLO IS THE MOST POWERFUL AND FASTEST ITALIAN SPORTS CAR EVER. UNCOMPROMISING TECHNOLOGY, DESIGN AND DRIVEABILITY.

SANT' AGATA 1963. FERRUCCIO LAMBORGHINI CREA DAL NULLA LA LEGGENDA LAMBORGHINI. IL SUO MOTTO: VELOCITÀ. TRENT'ANNI DOPO, LA DIABLO È L'AUTO SPORTIVA ITALIANA PIÙ POTENTE E PIÙ VELOCE DI TUTTI I TEMPI. TECNOLOGIA SENZA COMPROMESSI, DESIGN SENZA COMPROMESSI, GUIDA SENZA COMPROMESSI.



LIGHT IN THE DARKNESS: THE FRONT HEADLIGHTS ARE INTEGRATED INTO THE FRONT PANEL FOR BETTER VISIBILITY.


LUCE NELLE TENEBRE: I FARI ANTERIORI DELLA DIABLO SONO INTEGRATI NEL FRONTALE. PER MIGLIORARE LA VISIBILITÀ.






EMERGENCY STOP. THE BRAKE PISTONS PUSH THE BRAKE PADS ONTO THE DISCS WITH A TOTAL FORCE OF MORE THAN THREE TONS. NO PROBLEM - BECAUSE THE DIABLO HAS NEW LARGER BRAKE DISCS AND THE LATEST GENERATION ABS SYSTEM. THE NEW DYNAMIC REAR PROPORTIONING SYSTEM DISTRIBUTES THE BRAKING POWER TO THE FRONT AND REAR AXLES ELECTRONICALLY, WITH A REDUCTION IN BRAKING DISTANCE AND IMPROVED HANDLING.

FRENATA D'EMERGENZA. LE PINZE DEI FRENI SPINGONO LE PASTIGLIE SUI DISCHI CON UNA FORZA COMPLESSIVA DI OLTRE TRE TONNELLATE. NESSUN PROBLEMA. LA DIABLO HA NUOVI DISCHI FRENI SURDIMENSIONATI E UN SISTEMA ABS DELL'ULTIMA GENERAZIONE. NUOVO È ANCHE IL DYNAMIC REAR PROPORTIONING SYSTEM, UN DISPOSITIVO ELETTRONICO CHE DISTRIBUISCE LA FORZA FRENANTE TRA LE RUOTE ANTERIORI E POSTERIORI, RIDUCENDO LO SPAZIO DI FRENATA E MIGLIORANDO ULTERIORMENTE LA GUIDABILITÀ.





THE DEVIL HAS MANY FACES.

IL DIAVOLO HA MOLTI VOLTI.

HEAVEN IN HELL. A NEW REDESIGNED COCKPIT WITH A NEW LOOK DASHBOARD
AND INSTRUMENT DIALS, COMPLETE WITH INTEGRATED PASSENGER AIRBAG.

ANCHE ALL'INFERNO UN ANGOLO DI PARADISO. L'ABITACOLO DELLA DIABLO
È STATO RIDISEGNATO. PLANCIA E STRUMENTAZIONE DI NUOVO DISEGNO.
L'AIRBAG PER IL PASSEGGERO È ARMONIOSAMENTE INTEGRATO.







DIABLO VT, WITH PERMANENT FOUR-WHEEL DRIVE

DIABLO VT, CON TRAZIONE INTEGRALE PERMANENTE



DIABLO ROADSTER, WITH HARDTOP AND
PERMANENT FOUR-WHEEL DRIVE

DIABLO ROADSTER, CON TETTUCCIO RIGIDO
E TRAZIONE INTEGRALE PERMANENTE



DIABLO SV WITH TWO-WHEEL DRIVE

DIABLO SV CON TRAZIONE A DUE RUOTE

CHASSIS	DIABLO VT	DIABLO ROADSTER	DIABLO SV
Frame	Rectangular tubes in high strength steel alloy and carbon fibre composite panels		
Body	Aluminium alloy and composite panels		
Suspension	Independent front and rear double wishbones, coil springs, anti-roll bar; anti-dive and anti-squat; electronic shock absorber system with manual and automatic control		
Brakes	Power Vacuum H System with ABS, aluminium alloy four calipers		
Ventilated discs (front - rear)	Ø 355 mm - Ø 335 mm		
Steering	Power assisted rack and pinion		
Kerb to kerb turning diameter	13 m		
Tyres (front - rear)	235/35 ZR 18 - 335/30 ZR 18		
Wheels (front - rear)	Split-rim aluminium alloy 8.5" x Ø 18" - 13" x Ø 18"		

ENGINE

Type	V12, aluminium construction, mid-longitudinal		
Displacement	5707 cc		
Bore and stroke	87 x 80 mm		
Valve gear	DOHC, 48 valves, intake variable valve timing, electronically controlled		
Compression ratio	10:1		
Maximum power	390 kW (530 PS) @ 7100 rpm		
Maximum torque	605 Nm (61.7 kgm) at 5500 rpm		
Emission control system	Catalytic converters with Lambda sensors		
Cooling system	Two water radiators and a oil cooler		
Engine management system	Lamborghini L.I.E. [®] , with electronic static ignition and multipoint sequential fuel injection		

DRIVETRAIN

	Permanent 4WD	Permanent 4WD	Rear WD
Gearbox	5 speed + RM	5 speed + RM	5 speed + RM
Clutch	Dry single plate 272 mm	Dry single plate 272 mm	Dry single plate 272 mm
Gear ratios (max speed at 7200 rpm)			
I = 1:2.31	98.2 km/h	98.2 km/h	93.7 km/h
II = 1:1.52	149.1 km/h	149.1 km/h	142.2 km/h
III = 1:1.12	202 km/h	202 km/h	192.6 km/h
IV = 1:0.88	255.6 km/h	255.6 km/h	243.8 km/h
V = 1:0.68	335 km/h	335 km/h	320 km/h
RM = 1:2.12	106.8 km/h	106.8 km/h	102 km/h
Front transfer ratio	1:0.8	1:0.8	-
Rear transfer ratio	1:1.619	1:1.619	1:1.619
Front differential (limited slip -ratio)	25% - 1:2.81	25% - 1:2.81	-
Rear differential (limited slip -ratio)	45% - 1:2.41	45% - 1:2.41	45% - 1:2.53
Centre differential	Viscous coupling	Viscous coupling	-

PERFORMANCE

Top speed	335 km/h	335 km/h	320 km/h
Acceleration (0-100 km/h)	3.95 sec.	3.95 sec.	3.85 sec.
Standing kilometre	20.5 sec.	20.5 sec.	20.1 sec.

DIMENSIONS

Wheelbase	2650 mm	2650 mm	2650 mm
Overall length	4470 mm	4470 mm	4470 mm
Overall width	2040 mm	2040 mm	2040 mm
Overall height	1105 mm	1115 mm	1115 mm
Track (front - rear)	1540 mm - 1640 mm	1540 mm - 1640 mm	1540 mm - 1640 mm
Ground clearance	140 mm	140 mm	140 mm
Overhang (front - rear)	930 mm - 880 mm	930 mm - 890 mm	930 mm - 890 mm
Weight	1625 kg	1625 kg	1530 kg
Weight distribution (front - rear)	43% - 57%	43% - 57%	41% - 59%

CAPACITIES

Engine oil	13 lt	13 lt	13 lt
Fuel tank	100 lt	100 lt	100 lt
Engine coolant	15 lt	15 lt	15 lt
Luggage compartment	140 lt	140 lt	140 lt

automobili
Lamborghini