



**SEE AMERICA WITHOUT LEAVING HOME...**

**IN A DODGE**



## THE MANY WAYS TO ENJOY THE GREAT OUTDOORS WITH DODGE

We Americans have always been a mobile people, moving westward to claim our own bit of land. As we spread out through the vast span of the land, we developed a close bond with the natural wonders of America—at first, out of the necessity of having to tame the wild country, and later, with a growing awareness that we indeed had something special in our mountains, lakes, and woods.

Today, most of us spend virtually all our lives in or around our big cities, which are anything but natural. True, concrete and freeways have made our mountains, our lakes, and our woods more accessible than they've ever been. But just try to find accommodations at any of these beauty spots without plans and reservations made months in advance.

To help outdoor lovers gain the freedom to go when and where they want, Dodge offers a full line of travel homes. Travel homes with all the comforts and conveniences we've come to expect. With remarkable freedom of movement. And with an all-packed-to-go readiness that makes a spur-of-the-moment jaunt just as feasible and fuss-free as a long vacation trip.

In the following pages, you'll get a broad picture of the complete range of Dodge travel homes designed to fit any budget as well as any level of luxury you desire. We suggest you visit your Dodge dealer for details to determine the Dodge travel home best suited for you. A travel home that, more than anything else known today, helps you regain that wonderful sense of freedom in America's great outdoors.





DODGE SPORTSMAN WAGON WITH CONVERSION BY FREEWAY TRAVELER

## EVERYTHING INCLUDING A KITCHEN SINK IN A LOW-COST FAMILY CAR

**DODGE COMPACT CONVERSIONS.** Here's a car like no other family car you've known before. A Dodge Sportsman Wagon with a camper conversion that includes bed and bunks for four, dinette, and kitchen facilities (stove, sink with running water, plus icebox or refrigerator). The beauty of all this is its low price. A Sportsman equipped with a camper



DODGE FAMILY WAGON BY TRAVCO CORPORATION



DODGE COMPACT PICKUP WITH CAMPER BY TRAVCO



DODGE CAMP WAGON BY TRAVEL EQUIPMENT CORPORATION

conversion and an expanding roof-top for stand-up headroom is actually priced about the same as some medium-priced cars. Meanwhile, back at the ranch home, the Sportsman doubles as a family car, using the dinette seats for passengers and the floor space for cargo. Or maybe you prefer its work-and-play cousin, the A100 pickup in the skiing scene above, with a fully insulated slide-on camper coach. Either way, you get a snappy, maneuverable vehicle with such Dodge quality features as bucket seats up front, a smooth stable suspension, and easy-breathing power all the way up to an optional V8. All this in a vehicle that's opening a lot of people's eyes as to how versatile a family car can be.



CAMPER SPECIAL PICKUP

## A MOBILE VACATION HOME AND A WILLING WORKER IN ONE LOW-PRICED PACKAGE

**DODGE CAMPER SPECIAL PICKUPS.** Camper pickups get you into places that stop other vehicles cold. And Dodge has taken eight of its sturdy pickups and made them even tougher to accommodate the heavy weight of a slide-on camper coach. Throughout these Camper Special pickups are the components that really count for safety, good handling



CREW CAB CAMPER SPECIAL PICKUP



CAMPER SPECIAL PICKUP



CAMPER SPECIAL PICKUP WITH CHRYSLER BOAT AND MOTOR

characteristics, and the best overall economy with a camper coach aboard. All you need to select are the power team and the right springs, wheels, and tires for the weight of your coach. Each Camper Special has a 128-inch wheelbase for excellent weight distribution, and an 8-foot Sweptline or Utiline pickup box that can handle virtually any camper coach. (The Crew Cab model, top right, allows the entire family to ride up front and has a special 160-inch wheelbase.) There's even a 4-wheel-drive model for reaching far-off-the-road sites. With the coach off, a Camper Special works beautifully as a dependable Dodge pickup. It's really a great two-way bargain. Especially since a Camper Special, together with a camper coach with full living accommodations, is priced as low as some station wagons.



DODGE MOTOR HOME BY TRAVCO

## MORE COMPLETE AND MORE LUXURIOUS THAN SOME APARTMENTS

DODGE MOTOR HOMES AND CHASSIS-MOUNTS. You'll notice the travel homes get larger as we progress through this brochure. Until we reach the ultimate in travel comfort—the Dodge Motor Home by Travco (above left)—the most successful vehicle of its kind in the world. Other camping homes may give you facilities. This one gives you *areas*—for



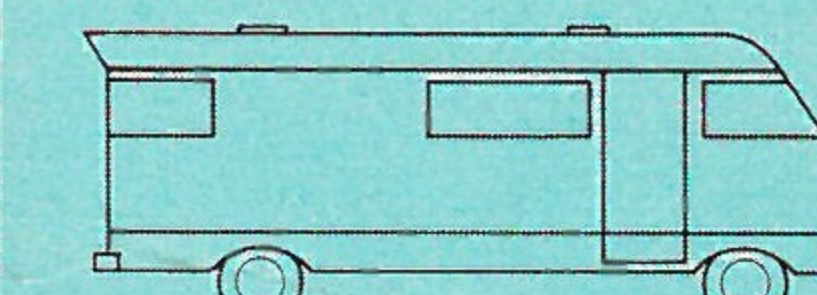
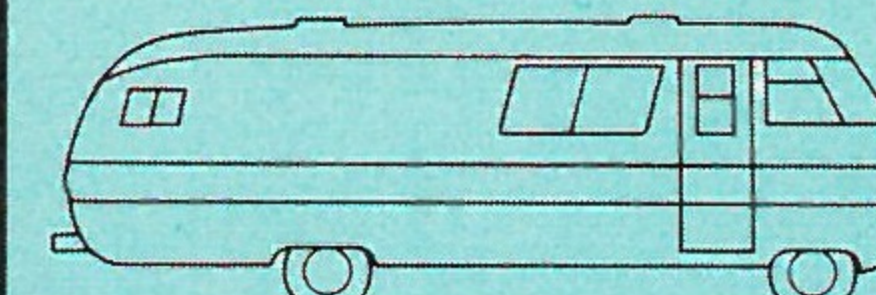
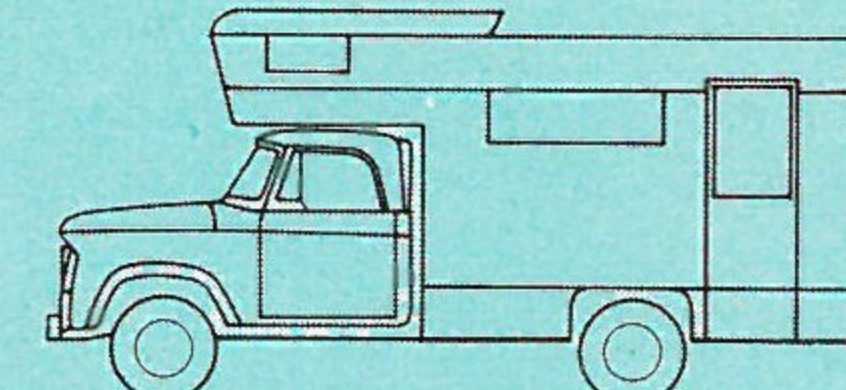






DODGE MOBILODGE BY CHINOOK



DODGE D300 CHASSIS-MOUNT CAMPER COACH BY CHINOOK

lounging, sleeping, eating, cooking, even a complete bathroom with shower. The Dodge Mobilodge by Chinook, at top right, is a similar idea on a slightly smaller scale. Both motor homes are built on a rugged Dodge chassis that includes power steering, power brakes, automatic transmission, and a 318 cu. in. Dodge V8 engine as standard. And both, for all their size, can be easily handled by people who usually drive automobiles. At lower right is a Dodge chassis-mount. Here, a camper coach is permanently mounted on the truck frame. This type also gives you considerable floor space and usually includes a pass-through between the coach and the driving compartment. If you really like comfort in your travel, you couldn't find a more luxurious way to go than any one of these three Dodge units.

# WHAT YOU CAN GET ON A DODGE IN THE WAY OF EQUIPMENT



## COMPACT SPORTSMAN WAGONS

### A100

WHEELBASE: 90"  
WEIGHT ALLOWANCE:  
1,500-2,020 LBS.\*  
SPORTSMAN  
1,440-1,960 LBS.\*  
CUSTOM SPORTSMAN

### STANDARD EQUIPMENT

- 101 hp Dodge Slant Six engine
- 3-speed manual transmission
- Two bucket seats up front with seat belts
- Double doors on right side with auxiliary step
- Double doors in rear
- Swing-up windows on right side and left side
- Heater/defroster
- Left-side and inside rearview mirrors
- Dual armrests up front
- Ammeter, temperature, and fuel gauges
- Turn signals
- Variable-speed electric windshield wipers with non-glare arms and blades
- Windshield washers
- Dual electric horns
- Alternator
- Spare wheel and tire
- Self-adjusting brakes
- Oriflow shock absorbers
- 3,000-lb. capacity rear axle
- Stabilizer bar
- 21-gallon fuel tank
- 15-inch wheels and tires

### SELECTED OPTIONAL EQUIPMENT

- 140 hp Dodge Slant Six engine
- 174 hp Dodge V8 engine
- Heavy-duty 3-speed manual transmission
- LoadFlite 3-speed automatic transmission
- Transistor radio
- Heavy-Duty Package to boost load capacity to nearly a ton
- Swing-up windows on rear doors
- Anti-spin differential
- Heavy-duty alternator
- Heavy-duty battery
- Tinted glass
- Dual Jr. western-type mirrors
- Whitewall tires

## COMPACT PICKUP

### A100

WHEELBASE: 90"  
PICKUP BOX: 7'  
WEIGHT ALLOWANCE:  
920-2,160 LBS.\*  
CAMPER COACH—UP TO  
7' CAB-OVER

### STANDARD EQUIPMENT

- 101 hp Dodge Slant Six engine
- 3-speed manual transmission
- Self-adjusting brakes
- 53-amp-hr battery
- Ashtray
- Dome light
- Coat hook
- Painted front bumper
- Turn signals
- Painted left-side and inside rearview mirrors
- Rubber cab floor mat
- Glove box with door
- Painted hubcaps
- Mechanical axle jack
- Spare wheel and tire
- Two bucket seats up front with seat belts
- Driver's sun visor
- Left- and right-side air ducts
- Variable-speed electric windshield wipers with non-glare arms and blades
- Windshield washers

### SELECTED OPTIONAL EQUIPMENT

- 140 hp Dodge Slant Six engine
- 174 hp Dodge V8 engine
- Heavy-duty, 3-speed manual transmission
- LoadFlite 3-speed automatic transmission
- Heavy-duty alternator
- Heavy-duty battery
- Painted or bright-finish rear bumper
- Bright-finish front bumper
- Anti-spin differential
- Tinted windshield glass
- Passenger armrest
- Heater/defroster
- Dual electric horns
- Dual Jr. western-type mirrors
- Transistor radio
- Oil pressure gauge
- Wheel covers

## CAMPER SPECIAL PICKUPS

### D100

WHEELBASE: 128"  
PICKUP BOX: 8'  
WEIGHT ALLOWANCE:  
1,200 LBS.\*  
CAMPER COACH: 8'

### D200

WHEELBASE: 128"  
PICKUP BOX: 8'  
WEIGHT ALLOWANCE:  
3,100 LBS.\*  
CAMPER COACH: UP TO  
10' CAB-OVER

### D200 Crew Cab

WHEELBASE: 160"  
PICKUP BOX: 8'  
WEIGHT ALLOWANCE:  
3,100 LBS.\*  
CAMPER COACH: UP TO  
10' CAB-OVER

### REQUIRED MINIMUM EQUIPMENT (Not included in "Camper Special" equipment)

8' Camper:  
225 Slant Six  
11" clutch  
10' Camper:  
318 V8  
(Not recommended)  
3-speed transmission  
1,250-lb. front springs (at pad)  
1,750-lb. rear springs (at pad)  
6.50 x 16 6PR tires,  
front, rear and spare  
Five 16 x 4.50 wheels

8' Camper:  
225 Slant Six  
11" clutch  
10' Camper:  
318 V8  
11" clutch  
4-speed or LoadFlite transmission  
1,500-lb. front springs (at pad)  
2,600-lb. rear springs (at pad)  
7.50 x 16 6PR front tires  
7.50 x 16 8PR single rear tires  
Five 16 x 5.50 wheels

8' Camper:  
225 Slant Six  
11" clutch  
10' Camper:  
318 V8  
11" clutch  
4-speed or LoadFlite transmission  
1,500-lb. front springs (at pad)  
3,125-lb. rear springs (at pad)  
7.50 x 16 6PR front tires  
7.50 x 16 8PR single rear tires  
Five 16 x 5.50 wheels

### W200 4-Wheel-Drive

WHEELBASE: 128"  
PICKUP BOX: 8'  
WEIGHT ALLOWANCE:  
3,100 LBS.\*  
CAMPER COACH: UP TO  
10' CAB-OVER  
8' Camper:  
225 Slant Six  
11" clutch  
10' Camper:  
318 V8  
11" clutch  
4-speed transmission  
1,550-lb. front springs (at pad)  
2,600-lb. rear springs (at pad)  
7.50 x 16 6PR front tires  
7.50 x 16 8PR single rear tires  
Five 16 x 5.50 wheels

## CHASSIS MOUNTS

### D200

WHEELBASE: 128"  
WEIGHT ALLOWANCE:  
1,830-3,850 LBS.\*  
CAMPER COACH: UP  
TO 10½' CAB-OVER  
Also available are a D200  
Crew Cab (coach up to 12'),  
and special 160" wheelbase  
models (coach up to 13').

### D300

WHEELBASE: 133"  
WEIGHT ALLOWANCE:  
2,610-6,140 LBS.\*

### STANDARD EQUIPMENT

- 140 hp, Dodge Slant Six engine
- 37-amp alternator
- 3-speed synchro-shift transmission
- 1,025-lb. front springs (at pad)
- 1,500-lb. rear springs (at pad)
- Self-adjusting brakes
- Turn signals
- Painted front bumper
- Dual painted long-arm outside mirrors
- Vinyl seat upholstery
- 6-way adjustable seat with two seat belts
- Driver's sun visor
- Coat hook
- High-level ventilation
- Variable-speed electric windshield wipers with non-glare arms and blades
- Windshield washers
- Oriflow shock absorbers
- Single electric horn

### SELECTED OPTIONAL EQUIPMENT

- 200 hp Dodge 318 V8 engine
- 4-speed synchro-shift transmission with close-spaced ratio (NP435)
- LoadFlite 3-speed automatic transmission
- 1,250-lb. front springs (at pad)
- 1,950 to 3,125-lb. rear springs (at pad)
- Power steering (V8 only)
- Vacuum power brakes
- 46-amp or 60-amp alternator
- 70-amp-hr battery
- Anti-spin differential
- Transistor radio
- Heater/defroster
- Long-arm adjustable braced or western-type mirrors
- Comfort package
- Appearance package
- Dual rear wheels

### STANDARD EQUIPMENT

- 140 hp Dodge Slant Six engine
- 37-amp alternator
- 4-speed synchro-shift transmission with close-spaced ratio (NP435)
- 1,250-lb. front springs (at pad)
- 2,050-lb. rear springs (at pad)
- Turn signals
- Painted front bumper
- Dual painted long-arm outside mirrors
- Dome light
- Vinyl seat upholstery
- 6-way adjustable seat with two seat belts
- Driver's sun visor
- Glove box
- Coat hook
- Rubber cab floor mat
- High-level ventilation
- Variable-speed electric windshield wipers with non-glare arms and blades
- Windshield washers
- Front shock absorbers
- Single electric horn

### SELECTED OPTIONAL EQUIPMENT

- 200 hp Dodge 318 V8 engine
- LoadFlite 3-speed automatic transmission
- 1,500-lb. front springs (at pad)
- 3,000 to 3,600-lb. rear springs (at pad)
- Power steering (V8 only)
- Vacuum power brakes
- 46-amp or 60-amp alternator
- 70-amp-hr battery
- Anti-spin differential
- Heavy-duty instrument cluster
- Transistor radio
- Heater/defroster
- Full-width rear window
- Long-arm adjustable braced or western-type mirrors
- Comfort package
- Appearance package
- Dual rear wheels
- Rear shock absorbers

## DODGE MOTOR HOME

WHEELBASE: 178"  
TOTAL LENGTH: 26½'

### STANDARD EQUIPMENT WITH TRAVCO BODY

- 202 hp Dodge 318 V8 engine
- LoadFlite 3-speed automatic transmission
- Power brakes
- Power steering
- Anti-spin differential
- 46-amp alternator
- Heavy-duty Oriflow shock absorbers
- Insulated fiber glass body
- Tinted windshield
- Electric windshield wipers
- Two outside and one inside rearview mirrors
- Radio with front and rear speakers
- Highway and clearance lights
- 12-volt and 110-volt individual lighting systems
- Heater/defroster
- Thermostatically-controlled gas furnace
- Complete bath—toilet, shower, sink and medicine cabinet
- Fiber glass kitchen counter with twin sinks
- Gas range with broiler and oven
- Range hood with vent
- 5½-cu.-ft. gas/electric refrigerator
- 3-burner gas range and oven
- Range hood with exhaust fan
- Electric water heater
- 12-volt water pressure pump
- Permanent double bed
- Davo which converts to twin beds
- Dinette which converts to bed
- Chest of drawers, closet, and cupboards
- 3-way adjustable bucket seats up front with seat belts

### OPTIONAL EQUIPMENT

- Inside or roof-mounted air conditioner
- Self-contained electric generating plant
- 2-bunk bed
- Stereo tape player
- Suitcase-sized scooter

## DODGE MOBILODGE

WHEELBASE: 137"  
TOTAL LENGTH: 21'

### STANDARD EQUIPMENT WITH CHINOOK BODY

- 202 hp Dodge 318 V8 engine
- LoadFlite 3-speed automatic transmission
- Power brakes
- Power steering
- Anti-spin differential
- Insulated body with aluminum sides and fiber glass roof
- Safety glass windows
- Tinted windshield
- Electric windshield wipers
- Two outside mirrors
- Highway and clearance lights
- 12-volt and 110-volt lighting systems
- Heater/defroster
- Thermostatically-controlled gas furnace
- Complete bath—toilet, shower, sink and medicine cabinet
- Fiber glass kitchen counter with twin sinks
- Gas range with broiler and oven
- Range hood with vent
- 5½-cu.-ft. gas/electric refrigerator
- Gas water heater
- 12-volt water pressure pump
- Rear davo which converts to double bed
- Dinette which converts to bed
- Closet and cupboards
- Two bucket seats up front with seat belts

### OPTIONAL EQUIPMENT

- Air conditioner
- Electric generating plant
- Island dinette table and seats
- Double or single canvas bunk over davo



## WHO CARES ABOUT MOTEL RESERVATIONS WHEN YOU CAN TRAVEL AS COMFORTABLY AS THIS?

These are day and night views of the Dodge Motor Home by Travco as seen from the driving compartment. That's a permanent double bed way in the rear. Also standard are a bathroom with shower, complete kitchen facilities, a thermostatically-controlled furnace, and hot and cold running water.

## SO YOU CAN TRAVEL WORRY-FREE, HERE'S HOW DODGE'S 5-YEAR/50,000-MILE ENGINE AND DRIVE TRAIN WARRANTY PROTECTS YOU:

Chrysler Corporation warrants for 5 years or 50,000 miles or 1500 hours of operation, whichever comes first, against defects in materials and workmanship and will replace or repair at a Chrysler Motors Corporation authorized dealer's place of business gasoline engines (i.e., block, heads, and internal parts), intake manifold, water pump, flywheel, flywheel housing, clutch housing, torque converter, transmission (i.e., case and internal parts, excluding manual clutch), transfer case and all internal parts, drive shafts, center bearings, universal joints, driving axles and differentials, and drive wheel bearings of the Dodge vehicles in this brochure, provided the owner has (1) the engine oil changed and universal joints (except sealed-type) lubricated and the oil-bath-type carburetor air filter cleaned every 3 months or 4000 miles, whichever comes first, (2) the engine oil filter replaced and dry-type carburetor air filter cleaned every second oil change, and dry-type carburetor air filter element replaced every 24,000 miles, (3) the crankcase ventilation system cleaned and serviced every 4000 miles, and (4) the transmission, transfer case and driving axle lubricants changed every 32,000 miles. The foregoing services must be performed more often when reasonably required due to severe dust or regular "stop and go" operation. Every 6 months the owner must furnish to such a dealer evidence of performance of the required service and request the dealer to certify (1) receipt of such evidence and (2) the vehicle's then current mileage.

*Enjoy the great outdoors with Dodge*

DODGE DIVISION



**CHRYSLER**  
MOTORS CORPORATION

Equipment listed as "optional" or "extra" is extra-cost equipment. Although all descriptions and pictorial representations of the vehicles in this catalog are believed to be correct at time of publication, accuracy cannot be guaranteed. The policy of Dodge Division is one of continual improvement; therefore, equipment, colors, materials and other specifications, model availability and prices are subject to change without notice or obligation. DODGE RECREATIONAL VEHICLES CATALOG. Litho in U.S.A. 3/66. 81-305-6116.