



1. Always drive carefully, consistent with conditions. Always wear your seat belt and obey traffic laws. 2. Based on 2021 EPA-estimated mpg (city/hwy); 3.6L (AWD) – 18/27; 5.7L (RWD) – 16/25. Actual mileage may vary. 3. Based on 2021 EPA-estimated mpg (city/hwy); 3.6L (AWD) – 18/25; 5.7L (AWD) – 14/22. Actual mileage may vary. 4. Always sit properly in designated seating positions with seat belts securely fastened at all times. 5. Always check entire surroundings visually before backing up. 6. Always look before proceeding. An electronic drive aid is not a substitute for conscientious driving. Always be aware of your surroundings. 7. This system is a driver convenience system, not a substitute for active driver involvement. The driver must remain aware of traffic conditions and be prepared to use the brakes to avoid collisions. 8. Always check visually for vehicles prior to changing lanes. 9. This system is an alert system for the front of the vehicle. It is not a substitute for active driver involvement. The driver must remain aware of traffic conditions and be prepared to use the brakes to avoid collisions. 10. When properly equipped. 11. Class based on 250/2500 and 350/3500 pickups. When properly equipped. See dealer for details. 12. Requires compatible iPhone. See dealer for phone compatibility. Data plan rates apply. Vehicle user interface is a product of Apple. Apple CarPlay is a trademark of Apple Inc. iPhone is a trademark of Apple Inc., registered in the US and other countries. Apple terms of use and privacy statements apply. 13. To use Android Auto on your phone screen, you'll need an Android phone running 5.0 (Lollipop) or higher and the Android Auto App. Android and Android Auto are trademarks of Google LLC. 14. Always sit properly with the head restraint properly adjusted. Never place anything in front of the head restraint. 15. Vehicle must be locked and system activated for alarm to sound. 16. Based on 2021 EPA-estimated mpg (city/hwy); 5.7L (4WD) – 15/21. Actual mileage may vary. 17. Check state and local laws regarding the use of remote start systems. 18. Assumes properly equipped vehicle and 150-lb allowance for driver. Additional options, equipment, passengers and cargo weight must be subtracted. See dealer for details.

©2021 FCA US LLC. All Rights Reserved. Dodge, Durango, Ram, the Ram's Head logo, Charger, Charger Pursuit, HEMI, Mopar, Pentastar, ParkSense, ParkView, Ram ProMaster, RamBox, Sentry Key, TorqueFlite, Tradesman and Uconnect are registered trademarks and Keyless Enter 'n Go is a trademark of FCA US LLC. AISIN is a registered trademark of Aisin Seiki Co., Ltd. Apple CarPlay is a registered trademark of Apple Inc. Android and Android Auto are trademarks of Google LLC. Bluetooth is a registered trademark of Bluetooth SIG, Inc. Cummins is a registered trademark of Cummins, Inc. Goodyear is a registered trademark of The Goodyear Tire & Rubber Company. Michelin is a trademark of Michelin North America, Inc.

Since the time of printing, some of the information you'll find in this brochure may have been updated. Ask your dealer or product specialist for details. Some of the equipment shown or described throughout this brochure may be available at an extra cost. Specifications, descriptions, illustrative materials and all competitive comparisons contained herein are as accurate as known at the time this publication was approved for printing. FCA US LLC reserves the right to discontinue models at any time or change specifications without notice or without incurring obligation. Some options may be required in combination with other options. For the price of the model with the equipment you desire, or verification of specifications contained here, see your dealer.

FLT-2021-0025



LAW ENFORCEMENT AND EMERGENCY RESPONSE VEHICLES



LAW ENFORCEMENT LINEUP	4 - 5
CHARGER PURSUIT	6 - 7
DURANGO PURSUIT	8 - 9
ALL-WHEEL DRIVE (AWD)	10 - 11
PERFORMANCE	12 - 13
SAFETY & SECURITY	14 - 15
INTERIORS	16 - 17
CHARGER PURSUIT UPFITS	18 - 19
DURANGO PURSUIT UPFITS	20 - 21
DURANGO SSV	22 - 23
RAM 1500 CLASSIC SSV	24 - 25
RAM 2500 / 3500 HD SSV	26 - 27
RAM PROMASTER®	28 - 29
CHARGER PURSUIT SPECS	30 - 31
CHARGER / DURANGO DIMENSIONS	32 - 33
DURANGO PURSUIT / SSV SPECS	34
CHARGER / DURANGO PAINTS / WHEELS	35
RAM 1500 CLASSIC SSV SPECS / PAINTS / WHEELS	36 - 37
RAM 2500 / 3500 HD SSV SPECS / PAINTS / WHEELS	38 - 39
RAM PROMASTER SPECS / PAINTS / WHEELS	40 - 41
SIGN-OFF	42 - 43



DUTY IN THE FORM OF DEDICATION

OUR THIN-BLUE-LINE COMMITMENT RUNS DEEP WITH A LINEUP BUILT TO SERVE, PROTECT AND PERFORM. The growing complexities of Law Enforcement are answered by an ever-growing roster of vehicles from a fleet that doesn't merely meet the current need; these vehicles are designed to surpass expectations today, and for years to come, and are always up to the challenge in the pursuit of justice.



THIS FRONT LINE HAS YOU COVERED

READY, WILLING AND ABLE. The purpose: serve, assist and protect. The means: exceptional levels of capability, safety and security, comfort, and technology. From the Dodge Charger and Durango Pursuit to Special Service SUVs and heavy-duty trucks, the result is vehicle presence and proficiency for the most critical situations. With demands coming from multiple uses that span urban jurisdictions to rural patrols, these are the partners you can rely on—day in and year out.

CHARGER PURSUIT



PURSUIT

If any Law Enforcement vehicle deserves official recognition, it's the long-proven and highly respected Dodge Charger Pursuit. Powered by two of the most respected engines in history and offering benchmark levels of technology, the advantages of the Charger Pursuit vehicle include:

AUTHORITATIVE BRAKES, COMPREHENSIVE TECHNOLOGY. Taking the Charger Pursuit from high speeds to abrupt halts demands serious stopping power. Not a problem for the huge, 370-mm x 32-mm-wide vented front brake rotors with dual-piston cast-iron front and single piston rear calipers and iron camber-link/cross-axis ball joints that work in tandem with the multi-mode and system-inclusive Electronic Stability Control (ESC)^{(1)*} system. The technology helps ensure what counts: superb vehicle control and driver confidence.

FOR IMMEDIATE RESPONSE: TWO EXCEPTIONAL POWERHOUSES. The all-new V6 All-Wheel-Drive (AWD) powertrain churns out a robust 300 hp/264 lb-ft of torque, while the 5.7L HEMI[®] V8 Rear-Wheel-Drive (RWD) model puts 370 hp/395 lb-ft of torque and the Multi-Displacement System (MDS)/Fuel Saver Technology to work. Both engines are mated to the TorqueFlite[®] 8-speed automatic transmission, operated by a police-specific instrument panel (IP)-mounted stalk shifter. These new powertrain combinations continue the Charger Pursuit's tradition of performance, braking, handling and fuel efficiency.

The Charger Pursuit will now offer the TorqueFlite 8-speed automatic transmission on both available powertrain options.

A CUSTOM-MADE, OFFICER-FRIENDLY INTERIOR. Every Dodge Charger Pursuit model addresses your comfort and well-being. Front seats are sculpted to accommodate a full-service duty belt. Controls and instrumentation are touch- and eye-friendly. The standard and available touchscreens feature full-color displays that convey critical information with fingertip simplicity.

*A note about this brochure: all disclaimers and disclosures can be found on the back cover.



This fully equipped SUV warrants critical inspection—because it features generous room for comfort and storage for all your service equipment. To that, add two outstanding engine choices and multiple improvements over traditional models. All of it serves to set this Durango Pursuit vehicle dramatically apart.

POWER ON COMMAND. The demands of police work require a vehicle with exceptional maneuverability, power and fuel economy, and Dodge Durango Pursuit is ready for duty. It arrives on the scene with the award-winning 3.6L Pentastar® V6 engine or the optional legendary 5.7L HEMI® V8 engine paired to the fuel-friendly 8-speed automatic transmission. Count on an abundant of new standard features and police-specific notable improvements, including an IP-mounted stalk shift lever, Black steel wheels with chrome center cap, Vehicle System Interface Module (VSIM), new and improved BR9 heavy-duty front and rear brakes, vinyl floor covering, 255/60R18BSW On-/Off-Road tires—V speed rating, programmable Auxiliary Switches with indicators, Center Console Delete with equipment mounting bracket, Stealth Mode, Fleet Settings Menu and programmable Secure Park (anti-theft). This SUV earns its stripes with 85 cu ft of cargo volume and a towing capacity of up to 7,200 lb. It all adds up to complete capability for the toughest assignments—the foundation of Durango Pursuit. Additional available options include: LED pillar-mounted spot lamps, NIJ Level III ballistic doors, Police Center Console, deactivate rear doors and windows, Fleet Key-Alike (common with Charger Pursuit frequencies), and a Uconnect® 5 10.1-inch touchscreen with navigation.

ALL-WHEEL DRIVE (AWD). The Durango Pursuit SUV ramps up all-around capability with AWD that offers serious traction and road manners on a wide variety of streets and road surfaces. AWD is standard with both the 3.6L Pentastar V6 and the 5.7L HEMI V8.

COMPLETELY OUTFITTED. The tough-as-nails Durango Pursuit SUV is forged for service with a powerful, available battery to churn out up to 800 cold cranking amps (CCA; on a V8-equipped model); the standard heavy-duty 220-amp alternator, which easily handles ancillary electronics common to police work; a heavy-duty engine cooling package; a heavy-duty braking package for confident stopping and control; spot lamp wiring; a rear load-leveling suspension system—and much more.

MEETING YOUR PASSENGER NEEDS WITH TRI-TEMPERATURE CONTROL. The demands of certain assignments will often require added personnel, passengers and K-9 partners. The Three-Zone Automatic Temperature Control ensures their comfort and well-being while riding in the front or second row, as well as the cargo area.

DURANGO PURSUIT



ALL-WHEEL DRIVE



DURANGO PURSUIT: INDISPENSABLE ALL-WHEEL DRIVE (AWD). With the goal to achieve one exclusive distinction—recognition as America’s high-performance police SUV of choice—Dodge Durango Pursuit SUV models come equipped with impressive performance features as standard equipment. Primary to police work and addressing both performance and the safety and security of officers is AWD. Durango Pursuit technology employs a robust and automatically responsive AWD traction and handling system that helps prevent wheel-slip on wet and snow-, ice-, sand- and gravel-covered driving surfaces. This system can handle rough and unpaved roads, as well as demanding driving situations, such as quick acceleration and cornering. Combined with your choice of two legendary powerplants, Durango Pursuit’s AWD models give Law Enforcement the right of way with road manners and authoritative performance.

BUILT TO CONQUER THE CONDITIONS. The AWD system leverages the SUV’s 50/50 weight distribution to enhance the vehicle’s traction and handling. The result is a smooth driving experience over a wide range of road conditions. Durango Pursuit offers two AWD systems—an available 2-speed, active on-demand system for the 5.7L HEMI® V8 engine and a single-speed, full-time system for the 3.6L Pentastar® V6 engine.

CHARGER PURSUIT AWD MODELS: BECAUSE CONTROL IS CRITICAL. While the Charger Pursuit models offer outstanding traction and control on concrete, the reasons for developing an AWD version are equally as compelling. The decision depends on the specific conditions of your jurisdiction. In snowy northern climates and on unpaved surfaces, the nimble maneuverability and four-corner control afforded by AWD Pursuit make it the police vehicle of choice. The Charger Pursuit AWD system enables stellar traction and handling that demand road advantage in challenging driving and inclement weather conditions.

CONTROLLED STOP. The Dodge Charger Pursuit offers huge, 370-mm-diameter front rotors with a 32-mm width that work with cast-iron front and rear calipers and iron camber-link/cross-axis ball joints for confident and sure braking. Best of all, every pursuit-capable model employs the multi-mode Electronic Stability Control (ESC)⁽¹⁾ system, offering exceptional control under a wide variety of climatic conditions and over varied road surfaces.

Durango Pursuit shown with available 18-inch Technical Grey wheels

PERFORMANCE



3.6L PENTASTAR® V6



5.7L HEMI® V8

Strength on duty instantly implies pure capability—and just as instantly, it confers authoritative street cred to these all-purpose Law Enforcement vehicles. Propelling our Rear-Wheel-Drive (RWD) or available All-Wheel-Drive (AWD) pursuit-capable vehicles are two outstanding and long-proven engine choices: the 3.6L Pentastar V6 and the legendary 5.7L HEMI V8. The specifications behind the impeccable service include:

ENGINES	DODGE CHARGER PURSUIT	DODGE DURANGO PURSUIT
3.6L Pentastar V6	300 hp @ 6,350 rpm 264 lb-ft of torque @ 4,800 rpm 18 city / 27 hwy ⁽²⁾ (AWD)	293 hp @ 6,400 rpm 260 lb-ft of torque @ 4,000 rpm 18 city / 25 hwy / 21 combined mpg ⁽³⁾ (AWD) 19 city / 26 hwy / 21 combined mpg (RWD)
5.7L HEMI V8 with MDS/Fuel Saver Technology	370 hp @ 5,250 rpm 395 lb-ft of torque @ 4,200 rpm 16 city / 25 hwy ⁽²⁾ (RWD)	360 hp @ 5,150 rpm 390 lb-ft of torque @ 4,250 rpm 14 city / 22 hwy / 17 combined mpg ⁽³⁾ (RWD/AWD)

TRANSMISSIONS

8-SPEED AUTOMATIC WITH AUTOSTICK – CHARGER PURSUIT

Exclusive to all Dodge Charger Pursuit models, AutoStick provides critical up and downshifting; the technology delivers phenomenal control on the highway and gives the driver a moving solution to the varying and unpredictable dynamics of typical city and suburban driving. Inspired from the racetrack yet delivering outstanding driver-oriented control, it offers convenient, electronically controlled rocker switches on the column-mounted shifter; access and response are instant.

TORQUEFLITE® 8-SPEED AUTOMATIC (850RE • 8HP70) – DURANGO PURSUIT and SSV

The TorqueFlite 8-speed are each calibrated for their individual engines; both feature driver-interactive manual controls via the shifter and electronically modulated torque converter clutch. The 850RE is mated to the 3.6L Pentastar V6. The 8HP70 version, paired with the 5.7L HEMI V8, adds an Eco Mode to the torque converter clutch for additional efficiencies of operation.

Durango Pursuit shown with available 18-inch Technical Grey wheels



SAFETY & SECURITY

EQUAL PROTECTION UNDER THE LAW

Every vehicle in our Law Enforcement portfolio offers multiple and uncompromising levels of protection. Universal advantages and critical vehicle-specific features include:

FRONT AND REAR CRASH-MANAGEMENT ZONES.

This engineering confronts a worst-case scenario by incorporating our best efforts to reduce injury to minimal levels. Select parts of frames and chassis in all vehicles are designed to absorb energy—and often, direct it elsewhere—in the event of a frontal or rear-end collision.

HIGH-STRENGTH STEEL SAFETY CAGE.

It's another means to keep all occupants as safe and secure as possible, with resilient steel protecting in the event of a collision or rollover.

SEVEN STANDARD AIR BAGS.⁽⁴⁾

Air bags are obviously model-specific, but all vehicles here deliver a multitude of front, rear and side-curtain air bag technology.

SIDE-DOOR GUARD BEAMS.

In Charger and Durango Pursuit vehicles, tough metal beams inside the doors further protect against injury from potential side impacts.

AVAILABLE BALLISTIC FRONT-DOOR PANELS.

The nightmare scenario for any department: an officer confronting an armed subject. These in-door panels provide a critical safeguard and meet NIJ Level III ballistic protection.

CROSS-CAR IMPACT BEAMS.

Similar to the crash-management zones, these protect in the event of a side impact.

FRONT SEATBACK STEEL PANELS (AVAILABLE ON CHARGER ONLY).

These available in-seat barriers provide invaluable protection against detainees in the second row.

ACOUSTIC GLASS.

This laminated glass feature serves to filter out sounds from outside, keeping the interior supremely quiet.

PARKVIEW® REAR BACK-UP CAMERA.⁽⁵⁾

Allows you to see an image of the rear surroundings of your vehicle displayed in the Uconnect® touchscreen system.

RAIN BRAKE SUPPORT AND READY ALERT BRAKING.

Two of the many properties of the comprehensive Electronic Stability Control⁽¹⁾ system, here addressing braking during rain and fast stops.

PARKSENSE® FRONT (AVAILABLE ON DURANGO ONLY) AND REAR PARK ASSIST⁽⁶⁾ (DURANGO AND CHARGER).

These are additional advantages that aid in overall awareness when backing up and while driving. When driving at low speeds, sensors detect stationary objects in front of and behind the vehicle, alerting you with an audible chime and visual icon in the IP if your vehicle approaches another object too closely.

ADAPTIVE CRUISE CONTROL WITH STOP⁽⁷⁾ (AVAILABLE ON DURANGO ONLY).

Taking braking a step further, this intuitive system maintains the set speed if the lane ahead is clear. When slower traffic is detected, the system will automatically adjust to a preselected distance using throttle control and limited braking. It will even bring your vehicle to a complete stop if needed.

AVAILABLE BLIND SPOT MONITORING⁽⁸⁾ AND REAR CROSS-PATH DETECTION!⁽⁵⁾

Ensuring your surroundings are always in check, this dual-feature system will scan blind-spot zones around the vehicle and alert you to other vehicles and possible obstacles when changing lanes or backing out of a parking spot.

AVAILABLE ADVANCED BRAKE ASSIST⁽⁹⁾ (AVAILABLE ON DURANGO ONLY).

There's no telling what happens on the road, and Advanced Brake Assist⁽⁹⁾ increases brake-force performance if inadequate force is applied to help prevent a collision.

FOUR-WHEEL HEAVY-DUTY DISC BRAKES. With unique Electronic Stability Control,⁽¹⁾ including All-Speed Traction Control and Brake Assist, are an essential standard feature for police chases.

SECURE PARK—FACTORY ANTI-THEFT SYSTEM. The integrated anti-theft system provides more security at the scene of an accident. A would-be thief will not be able to shift the vehicle into Drive, which will prevent the theft. When personnel return to the vehicle, they deactivate the anti-theft system and are on their way in seconds. Allows the vehicle to be left unattended while running, as well as the use of emergency lighting and other electronics to operate.



INTERIORS



Pursuit-capable Charger and Durango interiors are designed to give officers generous room, convenience and comfort. Front seats feature a taller and more comfortable seat belt receiver with seat bottoms sculpted to accommodate a full-duty belt. An ergonomic design puts critical electronics—lights and siren controller—conveniently in the center console. Both interiors provide ample space for police work, with generous trunk or cargo volume for the crucial equipment virtually every officer now carries as a matter of everyday business.

AVAILABLE 12.1-INCH INTERACTIVE UCONNECT® TOUCHSCREEN. Opt for this extra-large screen on your Charger Pursuit vehicle, and you're always in the know. The in-dash touchscreen eliminates the need for an in-cabin computer, relocating it to the trunk and freeing up space. Further available features of the system:

- Utilizes the current 8.4-inch Uconnect touchscreen interface for vehicle controls
- Connects current agency system interface to multiple configurations
- Agency configuration in half-screen mode includes available access to full 8.4-inch Uconnect system; agency configuration in full-screen mode provides access to real-time performance data from key operational systems
- Display panel serves as input/output device only
- Connects to optional wired or wireless keyboard/mouse

TRANSMISSION SHIFTERS. Charger and Durango Pursuit vehicles sport a shorter lever and an IP-mounted stalk shifter that leaves room in the center console for additional accessory switch controls. The 8-speed automatic transmission gearshift allows the driver to upshift or downshift, based on driving strategies, road conditions and personal preference. The 8-speed automatic transmission helps to provide notable efficiency, impressive acceleration and seamless shifting.

FORCES OF FLEXIBILITY. Versatile cargo storage is a must-have. Durango Pursuit models include three in-floor, hinged, latching storage bins, while Charger Pursuit models offer a convenient, available trunk tray that keeps key electronics elevated and preserves trunk room.

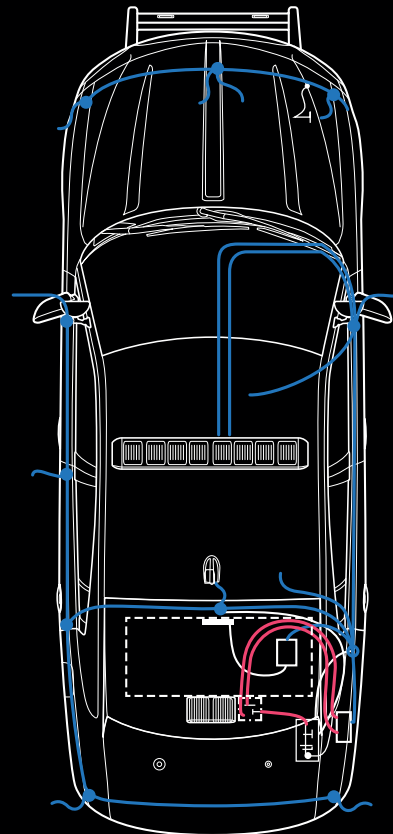
STANDARD IN-DASH MULTIVIEW TOUCHSCREENS feature dynamic full-color displays and offer a vast array of information—all with the touch of a fingertip.



CHARGER PURSUIT UPFITS



Aftermarket equipment shown



PATROL PACKAGE BASE PREP (AYE).

Our comprehensive Patrol Package is the start; all options build on this. Included are:

- Front and Rear Wire Harness
- Power Distribution Center
- Siren Speaker and Bracket
- Slide-out Trunk Tray
- Cooling Fan

COMPREHENSIVE ELECTRICAL ENGINEERING AT YOUR SERVICE: THE PATROL PACKAGE WIRE PREP PACKAGE (AYW) AND POWER DISTRIBUTION CENTER (XWK).

You're planning on customizing your police vehicle for ideal service. Charger Pursuit models supply electrical engineering at its best to accomplish it. Count on a full wiring harness and power distribution center that support fast, economical upfits, designed to save upfit time—and help your department save money. Included are:

- A 220-amp Power Distribution Center
- Two 100-amp main fuses and relays for all added circuits
- 13 pre-wired light head locations with power for light bars and interior lighting needs
- Clearly labeled circuits for all police equipment, with coded wires and connectors throughout the system
- Complete system grounding points for easy and reliable connections
- Horn sense circuits with trunk accessibility to this frequently used device
- Timer jumper wire with ignition sense
- An overall design that simplifies the installation of cameras, computers, ticket printers and modems

ONCE YOU'RE ARMED WITH THE BASE PREP PACKAGE, UPFITS ARE EASY. A big advantage to the Charger Pursuit vehicle is its designed-in versatility—which you'll realize with a number of Accessories available through the Mopar® Custom Shop. Customizing your cruiser to exact specs and needs is simple. Mopar offers easy-to-order à la carte aftermarket products from established suppliers, and you'll enjoy competitive pricing, fast responses and convenient invoicing through your dealer.

BALLISTIC DOOR PANELS (XDV, XDG).

The nightmare of any officer is to encounter gunfire. Our available ballistic front-door panels can withstand significant firepower.

POLICE CENTER CONSOLE (CUG).

Aluminum and steel console measures 23 inches in length with a tilt-and-swivel armrest, cup holder, filler plates to enclose console top and two ports for 12-volt ignition power; includes standard USB and auxiliary input jacks for mobile devices.

FRONT SEATBACK STEEL PANELS (CBT).

They're invaluable protection against rear-seat detainees who might have a sharp object.

PATROL PACKAGE WIRE PREP PACKAGE (AYW).

Indispensable to police operations, the Patrol Package Wire Prep Package includes all harnesses for easy aftermarket installation of electronics.

SPARE TIRE RELOCATION BRACKET (TBH).

Required with the Patrol Package Base Prep (AYE). Spare tire is relocated to fit beneath, not behind, the trunk tray.



DURANGO PURSUIT UPFITS



Aftermarket equipment shown



MOPAR® CUSTOM SHOP UPFITS ON THE DURANGO PURSUIT TAKE YOUR OFFICERS' NEEDS AND SAFETY TO THE NEXT LEVEL.

Customizing your Durango SUV cruiser to exact specs and needs is simple. Mopar offers easy-to-order aftermarket products from established suppliers, and you'll enjoy competitive pricing, fast responses and convenient invoicing through your dealer.

DRIVER AND FRONT-PASSENGER BALLISTIC DOOR PANELS (XDV, XDG).

The nightmare of any officer is to encounter gunfire. Our available ballistic front-door panels can withstand significant firepower.

LED LIGHTING / LEFT AND RIGHT SPOT LAMP (LNF, LNA).

The convenience of supplemental exterior spot lamps allows greater see-and-be-seen capability for nighttime stops.

POLICE CENTER FLOOR CONSOLE (CUG).

Aluminum and steel console measures 24 inches in length with a tilt-and-swivel armrest, cup holder, filler plates to enclose console top and two ports for 12-volt ignition power; includes standard USB and auxiliary input jacks for mobile devices.

AVAILABLE FRONT AND REAR WIRE HARNESS (XPW). Indispensable to police operations, the Front and Rear Wire Harness, including the Power Distribution Center (PDC), allow for easy aftermarket installation of electronics.

DURANGO SSV



The Durango Special Service Vehicle is ideal for rescue and patrol needs. This Special Service Vehicle stands out with its sleek lines and bold profile, while an aerodynamic body-color liftgate spoiler helps reduce drag and adds visual drama.

POWERFUL IN EVERY WAY. Choose between two capable engines: the standard 3.6L Pentastar® V6 Rear-Wheel Drive (RWD) or available 5.7L HEMI® V8 (RWD). The Durango Special Service Vehicle also comes standard with the fully electronic automatic transmission for efficient acceleration and smooth shifting.

Ready Alert Braking anticipates situations when the driver may initiate an emergency stop and sets the brake pads against the rotors, decreasing the time required for full brake application.

A powerful battery supplies up to 800 cold cranking amps (on a V8-equipped model). The heavy-duty 220-amp alternator works hard to support ancillary electronics common to police work. A heavy-duty engine cooling package, the heavy-duty Pursuit BR9 brake package for confident stopping and control, spot lamp wiring, and a rear load-leveling suspension system also help support the demands made of this vehicle.

Trailer isn't a problem—thanks to the available Trailer Tow Group IV. This package boosts capacity to special service levels—Trailer Sway Control⁽¹⁾ recognizes an excessively swaying trailer and will adjust the throttle and apply brake pressure to help keep the trailer and vehicle under control.

RAM 1500 CLASSIC SSV




Certain aspects of police and Special Service assignments go beyond typical tasks and conventional terrains. When the assignment and geography require the capability of a full-size truck, here's the solution that's capably answered many problems: the Ram 1500 Classic Special Service pickup.

STANDARD EQUIPMENT THAT EXCEEDS STANDARD THINKING. Here, only our premium powerhouse will do: the legendary 5.7L HEMI® V8 with Variable Valve Timing and the fuel-sipping Multi-Displacement System (MDS)/Fuel Saver Technology. Churning out no-nonsense performance figures—395 hp backed with 410 lb-ft of torque—this Crew Cab Ram 1500 Classic delivers a standard payload capacity that maxes out at 1,560 lb⁽¹⁰⁾ and, when equipped with the available 3.92 axle ratio, up to 10,270 lb⁽¹⁰⁾ of unbridled towing capability. Standard configuration is everything you need for the suburb or the desert: terrain-mastering 4x4 transaxle. Heavy-duty 220-amp alternator that easily handles all those necessary added-on electronics. Heavy-duty engine cooling package. Spot lamp wiring. And, in back, a Class IV hitch receiver below an all-purpose 5-foot, 7-inch bed that includes a factory-installed spray-in bedliner.

THE AVAILABLE RAMBOX® SYSTEM. It defined convenience from day one of its introduction, and it continues to serve as the means to store, carry and organize cargo. The RamBox Cargo Management System is based around pure—and often, police-specific—practicality.

THE INSIDE STORY: SPACE. TECHNOLOGY. CONVENIENCE. Start with the fact that this Crew Cab model provides ample room for five occupants. Now, add the good stuff: convenient 8-speed automatic rotary dial shifter. Put it all together, and you've just outfitted your team with one of the most reliable partners on the force: the Ram 1500 Classic Special Service pickup.

RAM 2500 / 3500 HD SSV



Heavy Duty says it all when your jurisdiction demands that your force wear more hats than a Texas rodeo—and some rides take them on roads just as rough. If your public safety assignments require serious equipment haul and the capability of a full-size heavy-duty truck, the Ram Heavy Duty Special Service Vehicle is the problem solver.

EQUIPMENT THAT EXCEEDS STANDARD SITUATIONS. The Ram Heavy Duty 2500 and 3500 Tradesman® models lay the groundwork for the Special Service Vehicle. Delivering 410 hp and 429 lb-ft of torque, it offers the most standard horsepower in its class⁽¹¹⁾ with the 6.4L HEMI® V8 engine and can tow up to 20,000 lb⁽¹⁰⁾. Ramp up to the 3500 model with available 6.7L High Output Cummins® diesel engine and bring up to 34,660 lb⁽¹⁰⁾ of towing and best-in-class 1,075 lb-ft of torque⁽¹¹⁾.

STANDARD CONFIGURATION. From the rural outskirts to the not-so-smooth city streets, the terrain-mastering 4x4 transaxle with manual shift-on-the-fly transfer case skid plates makes the grade. The heavy-duty 220-amp alternator easily handles all those necessary added-on electronics along with dash pass-through wire circuits and, in back, a Class V hitch receiver below an all-purpose 6-foot, 4-inch or 8-foot bed.

SPACE. TECHNOLOGY. CONVENIENCE. The Heavy Duty Ram Special Service Vehicle boasts available features like the class-exclusive⁽¹¹⁾ RamBox® Cargo Management System with a 115-volt, 400-watt power outlet. Inside, start with the fact that the Regular Cab model provides ample three-person seating, while Crew Cab's six-person seating lives up to its name. The hard-wearing vinyl floor covering wipes clean for easy interior maintenance and stands up to almost any situation. This hardworking equipment combines it all to outfit your team with one of the most reliable partners on the force: the Ram Heavy Duty Special Service pickup.

RAM PROMASTER



It's everything at once: spacious yet surprisingly nimble. Fully functional yet with astonishing adaptability should you want to customize it. Intuitive yet responsive—with exceptional power, braking capability and outstanding versatility.

From front to back, Ram ProMaster® Cargo Van gives your department groundbreaking comfort, convenience and performance. Standard Front-Wheel Drive (FWD) translates into nimble maneuverability and handling, enabling both the two- or three-person front-seat-only configuration and the low-to-the-ground step-in height to put this van on the most-wanted list.

STANDOUT ENGINEERING EVERYWHERE. If you're going to consider anything, consider everything. Standard 3.6L Pentastar® V6 with Variable Valve Timing mated to the proven 6-speed automatic. 280 hp. 260 lb-ft of torque. Four body lengths, including an extended body version. Multiple wheelbase lengths. Standard or available High Roof. Standard Electronic Stability Control⁽¹⁾ system and standard high-mounted ParkView® Rear Back-Up Camera.⁽⁵⁾

OUR VALUES ARE IMPRESSIVE. SO IS THE RETAINED VALUE. When efficiencies are built in, you're automatically counting on bottom-line economics of operation—seen from both the driver's and the accountant's point of view. Among the Ram ProMaster Cargo Van advantages: oil change intervals so infrequent, you can go up to 10,000 miles between changes. Turning diameters so small, our short wheelbase version is a mere 36.3 feet. A step-in height so short, it's a mere 21.3 inches from ground to floor. Head room so generous, the standard roof measures in at 66.3 inches; with the available High Roof, it's a standout 77.1 inches from floor to ceiling. Finally, interior space so ample, you can load a typical pallet through the rear door or sliding side door—or use the same space for an upfit that'll accommodate a small group of detainees for transport.

Put it all together, and this singular van stands out with commanding presence. The all-purpose, do-everything Ram ProMaster Cargo Van.



CHARGER PURSUIT SPECIFICATIONS

STANDARD FEATURES AND OPTIONS	3.6L ALL-WHEEL DRIVE	5.7L REAR-WHEEL DRIVE
ENGINES AND TRANSMISSION		
3.6L Pentastar® V6 (ERB)	•	
5.7L HEMI® V8 Variable Valve Timing with Fuel Saver Technology (includes Performance exhaust (NEA)) (EZH)		•
8-speed AutoStick Automatic Transmission (DFK)	•	•
MECHANICAL FEATURES		
All-Wheel Drive (AWD)	•	
Alternator — 220-amp (BAJ)	•	•
Automatic Headlamps (LMG)	•	•
Battery — 800-amp, AGM maintenance-free (BCF)	•	•
Brake Assist (BGE)	•	•
Brake/Park Interlock (XSL)	•	•
Electric Power Steering (SBL)	•	•
Engine Block Heater (NHK)	0	0
Engine Cooling — Severe-duty (XDK)	•	•
Engine Hour Meter (XAX)	•	•
Engine Oil Cooler (NHA)	•	•
Fuel Tank — 18.5-gallon (NLQ)	•	•
Heavy-Duty Suspension (SDB)	•	•
High-Speed Engine Controller (packaged with 5.7L HEMI V8) (NZ5)	•	•
Load-Leveling and Height Control (SER)	•	•
Power Accessory Delay (JKY)	•	•
Rear Axle — 220-mm (DR3)		•
— 230-mm (DR4)	•	
Rear Axle Ratio — 2.62 Rear-Wheel-Drive (RWD) (DLL)		•
— 3.07 (DMM)	•	
Certified Speedometer — 160-mph (JCC)	•	•
Tip Start (XBN)	•	•
WHEELS AND TIRES		
P225/60R18 BSW Goodyear® Performance Tires (TWW)	•	•
P245/55R18 BSW Goodyear Performance Tires (TYL)	0	0
Full-Size Spare (includes vinyl trunk liner (CKL)) (TBW)	•	•

STANDARD FEATURES AND OPTIONS (continued)	3.6L ALL-WHEEL DRIVE	5.7L REAR-WHEEL DRIVE
WHEELS AND TIRES (continued)		
Full-Size Spare Delete — Includes Tire Service Kit (TBF)	F	F
18 x 7.5-inch Steel Wheels (WEJ)		•
18 x 7.5-inch Steel Wheels (WEG)	•	
Bright Hub Caps (standard on (WEJ) and (WEG) wheels) (WMH)	•	•
18-inch Wheel Covers on RWD (included with Street Appearance Group (AEB)) (W8A)		O/P
18-inch Wheel Covers on AWD (included with Street Appearance Group (AEB)) (W8B)	O/P	
EXTERIOR FEATURES		
Acoustic Front-Door Glass (GAP)	•	•
Acoustic Windshield (GAK)	•	•
AWD Badge (MSX)	•	
Black Headlamp Bezels (Gloss Black on special paints) (MFA)	•	•
Body-Color Door Handles (Gloss Black on special paints) (MNK)	•	•
Body-Color Lower Bodyside Cladding (Gloss Black on special paints) (MRC)	•	•
Capless Fuel-Filler (XJM)	•	•
Cargo Compartment Dress-Up (CKM)	•	•
Charger Badge (MT1)	•	•
Dual-Note Electric Horns (JJB)	•	•
Dual Rear Exhaust (NER)	•	•
Equipment Mounting Bracket (requires mini floor console (CUM); not available with full-length floor console (CUF) or police-specific floor console (CUG)) (XFX)	F	F
Front and Rear Solar-Control Glass (GBC)	•	•
Front License Plate Bracket (MDA)	•	•
Gloss Black Grille with Gloss Black Crosshairs (MAE)	•	•
Lights and Lamps — Bifunctional halogen projector headlamps (LMC)	•	•
— Black left spot lamp (LNF)	0	0
— Center High-Mounted Stop Lamp (CHMSL) (LPA)	•	•
— LED spot lamps (require Black left spot lamp (LNF)) (LNX)	0	0
— Matching right spot lamp (requires Black left spot lamp (LNF)) (LNA)	0	0

STANDARD FEATURES AND OPTIONS (continued)	3.6L ALL-WHEEL DRIVE	5.7L REAR-WHEEL DRIVE
EXTERIOR FEATURES (continued)		
Mirrors — Black (standard with police special paints (P76), (P79), (PB5), (PB8), (PS2) and (PWL))	P	P
— Body-color (LEP)	•	•
— Power, heated mirrors with manual foldaway (GUK)	F	F
Spare Tire Relocation Bracket (TBH)	F	F
Variable/Intermittent Windshield Wipers (JHA)	•	•
INTERIOR FEATURES		
12.1-inch Uconnect® Integrated Touchscreen Display (included with Integrated Display Package (AV2)) (RDY)	P	P
Air Conditioning with Dual-Zone Automatic Temperature Control (HAD)	•	•
Air Filtering (JMA)	•	•
Black Interior Accents (XSB)	•	•
Column-Mounted Automatic Shift Lever (CV8)	•	•
Compass Gauge (JFA)	•	•
Deactivate Rear Doors and Windows (CW6)	F	F
Floor Covering — Black vinyl (CKJ)	•	•
— Floor carpet (includes front and rear floor mats (CLZ)) (CKD)	0	0
— Front and rear floor mats (included with (CKD)) (CLZ)	P	P
Front Height-Adjustable Shoulder Belts (CGD)	•	•
Integrated Window Antenna (RDL)	•	•
Leather-Wrapped Steering Wheel (SCV)	•	•
Lighting — Front dome lamp (LCK)	•	•
— Front reading/map lamps (included with Street Appearance Group (AEB)) (LBG)	0	0
— Glove box lamp (LBC)	•	•
— Trunk lamp (LDC)	•	•
Mirrors — Power, heated with manual foldaway (included with Street Appearance Group (AEB)) (GUK)	F	F
— Power with manual foldaway (GTF)	•	•
Non-Adjustable Pedals (XA8)	•	•
Outside Temperature Display (LAH)	•	•
Passenger Assist Handles (CSR)	•	•

• = Included. P = Available within Package noted. 0 = Optional. F = Fleet only.

STANDARD FEATURES AND OPTIONS (continued)	3.6L ALL-WHEEL DRIVE	5.7L REAR-WHEEL DRIVE
INTERIOR FEATURES (continued)		
Power-Adjustable Pedals (included with Convenience Group I (AHM)) (XAP)	0	0
Power Driver's and Front-Passenger Seats (included with Convenience Group I (AHM)) (JPT/JRN)	0	0
Power Front Windows with 1-Touch Up and Down (JP3)	•	•
Power Trunk Lid Release (JPC)	•	•
Rear Window Defroster (GFA)	•	•
Seats — Fixed rear (CFW)	•	•
— Heavy-duty cloth bucket front seat and rear bench (*C8)	•	•
— Heavy-duty cloth bucket with vinyl rear (*X5)	F	F
— Power 6-way driver's (JPS)	•	•
Solar-Control Glass (GAM)	•	•
Speed Control (NHM)	•	•
Spot Lamp Wiring Prep (LNQ)	•	•
Sun Visors with Illuminated Vanity Mirrors (GNC)	•	•
Tilt/Limited Telescoping Steering Column (SUE)	•	•
Tire Pressure Monitoring Display (XGM)	•	•
UCONNECT® MULTIMEDIA		
12-Volt Center Console Power Outlet (JKW)	•	•
Custom-Defined Color Display Monitor (LAT)	•	•
Speakers — 6 (RCG)	•	•
Steering-Wheel-Mounted Audio Controls (RDZ)	•	•
Uconnect 4 with 7-inch Display — AM/FM/Bluetooth® Media Hub (SD card reader/USB port/auxiliary jack (UAG)) with Integrated Voice Command with Bluetooth and USB Host Flip; also includes Apple CarPlay™ ⁽¹²⁾ and Android Auto™ ⁽¹³⁾ compatibility (not available with AV2)	•	•
KEYS		
Additional Non-Key-Alike Fobs (not available with (GXA), (GXE), (GXF) or (GXG)) (GXQ)	F	F
Entire Fleet-Alike Key — (FREQ 1; not available with (GXG), (GXA) or (GXE)) (GXF)	F	F
— (FREQ 2; not available with (GXE), (GXF) or (GXG)) (GXA)	F	F
— (FREQ 3; not available with (GXF), (GXA) or (GXG)) (GXE)	F	F
— (FREQ 4; not available with (GXF), (GXA) or (GXE)) (GXG)	F	F

STANDARD FEATURES AND OPTIONS (continued)	3.6L ALL-WHEEL DRIVE	5.7L REAR-WHEEL DRIVE
CONSOLES		
Full-Length Floor (included with Street Appearance Group (AEB)) (CUF)	P	P
Mini Floor (CUM)	•	•
Police Floor (CUG)	F	F
SAFETY & SECURITY		
Acoustic Glass — Driver's and front-passenger door (GAP)	•	•
Active Head Restraints ⁽¹⁴⁾ (CBD)	•	•
Advanced Multistage Front Air Bags ⁽⁴⁾ (CG3)	•	•
All-Speed Traction Control (BNP)	•	•
Center Rear 3-Point Seat Belt (CG6)	•	•
Child Seat Anchor System (LATCH) (CF4)	•	•
Daytime Running Headlamps, Dedicated (LM5)	•	•
Driver's- and Passenger-Seat Steel Seatback Inserts (CBT)	F	F
Electronic Stability Control ⁽¹⁾ (BNB)	•	•
Front-Passenger Seat-Belt Alert (LAX)	•	•
Hill Start Assist (BNG)	•	•
Hydraulic Assist Brake Booster (BPT)	•	•
Inside Emergency Trunk Lid Release (JKK)	•	•
Keyless Enter 'n Go™ (push-button start) (GX4)	•	•
ParkSense® Rear Park Assist ⁽⁶⁾ including ParkView® Rear Back-Up Camera ⁽⁵⁾ (XAA/XAC)	•	•
Police Antilock Brake System 4-Wheel Heavy-Duty Disc Brakes (includes All-Speed Traction Control (BNP)) (BR9)	•	•
Rain Brake Support (BHC)	•	•
Ready Alert Braking (BHD)	•	•
Rear-Door Child Protection Locks (GXT)	•	•
Remote Proximity Keyless Entry (GXD)	•	•
Secure Park (AXR)	•	•
Security Alarm ⁽¹⁵⁾ (LSA)	F	F
Sentry Key® — Theft Deterrent System (GXX)	•	•
Speed-Sensitive Power Door Locks (JPH)	•	•
Supplemental Front-Seat-Mounted Side Air Bags ⁽⁴⁾ (CJ1)	•	•
Supplemental Side-Curtain Front and Rear Air Bags ⁽⁴⁾ (CJ2)	•	•

STANDARD FEATURES AND OPTIONS (continued)	3.6L ALL-WHEEL DRIVE	5.7L REAR-WHEEL DRIVE
PACKAGES & EQUIPMENT GROUPS		
Convenience Group I — Includes power-adjustable pedals (XAP), power driver's and front-passenger seats (JPT), and power driver's/passenger 4-way lumbar adjusts (JRN/AHM)	F	F
Driver's- and Passenger-Side Ballistic Door Panels (XDV/XDG)	F	F
Fleet Safety Group — Includes Blind Spot Monitoring ⁽⁸⁾ and power-adjustable and manual-folding Pursuit mirrors (AWC)	F	F
Integrated Display Package — Includes 12.1-inch touchscreen display (RDY), Uconnect 8.4-inch radio (RA3), navigation-capable with GPS input (dealer-activated) (JLA/JLP) and Integrated Voice Command with Bluetooth (XRB/AV2)	F	F
Max Flow Package — Includes lower grille texture — Police (AYJ)	F	F
Patrol Package Base Prep — Includes front and rear wire harness (XPW), Power Distribution Center (XWK), siren speaker and bracket (XWP), and trunk tray and cooling fan (XWQ/AYE)	F	F
Patrol Package Wire Prep Package — Includes front and rear wiring harness (XPW) and Power Distribution Center (XWK/AYW)	F	F
Police Group (AHB)	•	•
Special Service Group (AHV)	•	•
Street Appearance Group — Includes 18-inch wheel covers (W8A/W8B), floor carpet (CKD), exterior mirrors with heating element (NHJ), front/rear climate control outlets (XGA), front reading/map lamps (LBG), dual remote USB port (RS4), full-length floor console (CUF), illuminated front cup holders (CWP) and power, heated mirrors with manual foldaway (GUK); also includes Apple CarPlay ⁽¹²⁾ and Android Auto ⁽¹³⁾ compatibility (XRB/AEB)	0	0

• = Included. P = Available within Package noted. 0 = Optional. F = Fleet only.

CHARGER PURSUIT / DURANGO PURSUIT / DURANGO SSV DIMENSIONS

CHARGER PURSUIT DIMENSIONS / SPECIFICATIONS*

EPA Passenger Volume (cu ft)	104.7	
EPA Total Volume Index (cu ft)	121.2	
INTERIOR		
Head Room	— Front	38.6
	— Rear	36.6
Shoulder Room	— Front	59.5
	— Rear	57.9
Hip Room	— Front	56.2
	— Rear	56.1
Leg Room	— Front	41.8
	— Rear	40.1
Seating Capacity	— Front	2 adults
	— Rear	3 adults
EXTERIOR		
Trunk Lifter Height	Pursuit V6 RWD	30.2
	Pursuit V6 AWD	30.1
	Pursuit V8 RWD	30.1
Fuel Tank Capacity (gal)	18.5	
Turning Diameter (ft; RWD / AWD)	37.7 / 38.7	
Axle Ratios (:1)	3.6L V6 (std)	2.62
	5.7L V8 RWD (std)	2.62
Wheelbase	120.2	
Overall Length	198.4	
Overall Height	58.4	
Overall Width	75.0	
Front Track	63.4	
Rear Track	63.8	
Curb Weight (lb)	Pursuit V6 AWD	4,293
	Pursuit V8 RWD	4,321
Ground Clearance	5.1	


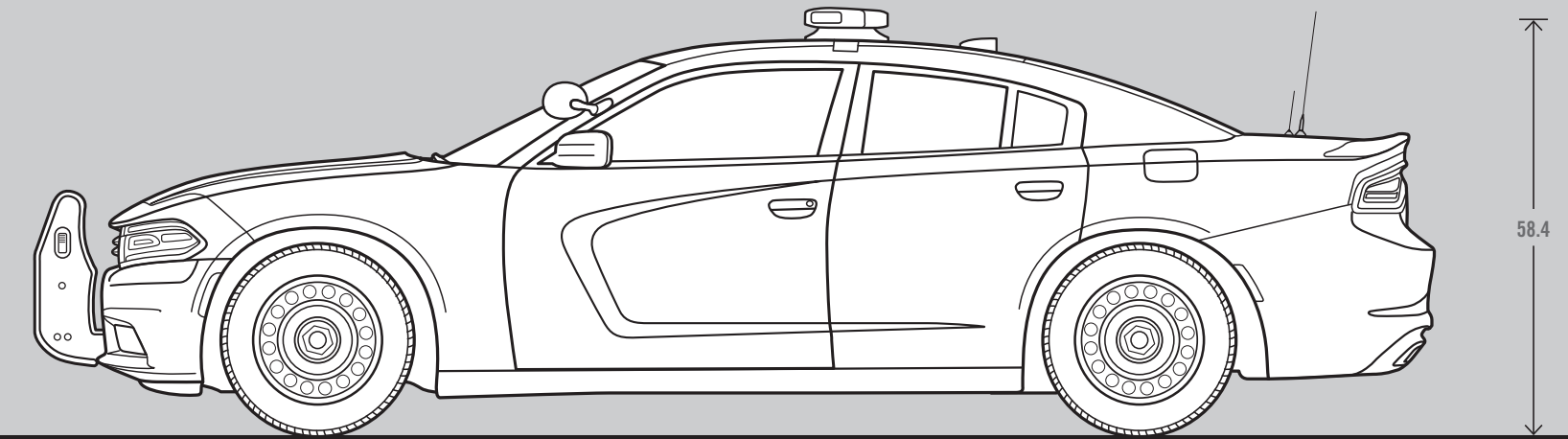
*All dimensions are in inches unless otherwise noted.

DURANGO DIMENSIONS / SPECIFICATIONS*

EXTERIOR		
Approach Angle (degrees)	20.0	
Departure Angle (degrees)	21.5	
Breakover Angle (degrees)	18.1	
Ground Clearance	8.1	
Overall Length	200.8	
Overall Height (at roof rail)	70.9	
Overall Width (at mirrors)	85.5	
Front Track	63.9	
Rear Track	64.1	
Wheelbase	119.8	
Fuel Tank Capacity (gal)	24.6	
INTERIOR		
Head Room	— Front	39.9
	— Rear	39.8
Hip Room	— Front	57.0
	— Rear	55.5
Leg Room	— Front	40.3
	— Rear	38.6
Seating Capacity (adults)	— Front	2
	— Rear	3
Shoulder Room	— Front	58.5
	— Rear	57.7
Cargo Volume behind 1st Row with Rear Seats Folded (cu ft)	85.1	
Cargo Volume behind 2nd Row (cu ft)	43.3	
TOWING		
Trailer Towing (lb)		
Durango Pursuit (AWD)	3.6L V6	6,200
	5.7L V8	7,200
Durango Special Service (RWD)	3.6L V6	6,200
	5.7L V8	7,400

POWERTRAINS / PURSUIT MODELS

DODGE CHARGER PURSUIT	
3.6L V6 AWD	300 hp / 264 lb-ft of torque
5.7L V8 RWD	370 hp / 395 lb-ft of torque
DODGE DURANGO PURSUIT	
3.6L V6 AWD	293 hp / 260 lb-ft of torque
5.7L V8 AWD	360 hp / 390 lb-ft of torque
SPECIAL SERVICE	
DODGE DURANGO SPECIAL SERVICE	
3.6L V6 RWD	293 hp / 260 lb-ft of torque
5.7L V8 RWD	360 hp / 390 lb-ft of torque



All dimensions given in inches. Shown with aftermarket front push bumper and light bar.

DURANGO PURSUIT AND DURANGO SSV SPECIFICATIONS

SELECTED FEATURES AND OPTIONS	PURSUIT	SSV
ENGINES AND TRANSMISSIONS		
3.6L Pentastar® V6 with 8-speed Automatic Transmission (ERC)	•	•
5.7L HEMI® V8 with 8-speed Automatic Transmission (EZH)	0	0
MECHANICAL FEATURES		
All-Wheel-Drive (AWD) Systems — Single-speed, full-time AWD includes MP 3010 transfer case (Durango Pursuit models only) (DHY)	•	•
— 2-speed, active on-demand AWD (packaged with 5.7L HEMI V8 and Trailer Tow Group IV; Durango Pursuit models only) (DKA)	0	
Alternator — Heavy-duty 220-amp (BAJ)	•	•
Battery — 650-amp (packaged with 3.6L Pentastar V6 and Engine Stop/Start (ESS) technology) (BCZ)	•	•
— 800-amp (packaged with 5.7L HEMI V8) (BCF)	•	•
Brakes — Police Antilock Brake System 4-wheel heavy-duty disc (BR9)	•	•
Engine Cooling — Upgraded heavy-duty (NMC)	•	•
Exhaust System — Single rear exhaust on right side	•	•
— Dual rear exhaust with bright tips (packaged with 5.7L HEMI V8) (NEX)	•	•
Fuel Tank — 24.6-gallon with push-push fuel door (NF4)	•	•
IP-Mounted Stalk Shifter (XE2)	•	•
Suspension — Rear load-leveling (SES)	•	•
— Police-tuned (SDB)	•	•
Wiring Prep — Exterior spot lamp (LNQ)	•	•
EXTERIOR FEATURES		
Doors — Passenger-side ballistic panel (XD6/XDV)	0	
Fascias — Accent-color lower, body-color upper (MLX/MBP)	•	•
Grille — Chrome with Granite Crystal inner (MAH)	•	•
— Gloss Black with Granite inner (MAK)	•	•
License Plate Brow — Chrome, with Dodge logo, license plate lamps and lock button (MDA)	•	•
Liftgate Spoiler — Body-color, includes Center High-Mounted Stop Lamp (CHMSL)	•	•
Lighting — Premium LED (LTE)	•	•
— Automatic headlamps (on/off) actuate when ambient light is at low levels, includes headlamps-on-with-wipers feature (LMG)	•	•
— LED low-/high-beam headlamps (LM6)	•	•
— Chrome headlamp bezels (MFP)	•	•
— Spot lamp wiring prep (LNQ)	•	•
Mirrors — Power, manual, foldaway with heating element (GTS)	•	•

SELECTED FEATURES AND OPTIONS (continued)	PURSUIT	SSV
EXTERIOR FEATURES (continued)		
Sill Moldings — Accent-color with bright insert (MRF)	•	•
Wheels — 18-inch Technical Grey (WP1)	0	•
— 18-inch Black Steel (WBN)	•	
Wheel Lip Moldings — Accent-color (MRD)	•	•
Wiper System — Front, variable/intermittent with 1-gallon fluid capacity (JHA)	•	•
— Rear, with fixed intermittent and continuous speeds, with washer (JHB)	•	•
INTERIOR FEATURES		
Air Conditioning — Tri-Zone Automatic Temperature Control, includes infrared sensors and rear-seat outlets (HAH)	•	•
Air Filtration System (JMA)	•	•
Cargo Area — Carpeted, with storage tray and cargo tie-down loops in floor, driver's-side storage bin and 12-volt auxiliary power outlet (CKT/CLG/CKN/JJM/LBC)	•	•
Consoles — Overhead front console with 2 LED map lamps and dome lamp with Red and White lighting (CUN)	•	•
— Full-length front floor console with 2 illuminated cup holders and 2-tier armrest storage (CUF)	0	•
Floor — Vinyl covering, Black (CKJ)	•	
Lighting — Glove box lamp, front fixed LED map lamps, 2nd-row directional LED map lamps, courtesy door lamps, overhead console, rear-passenger overhead reading/courtesy lamps, cargo compartment lamp, Sapphire Blue interior switch lighting, and Sapphire Blue ambient LED lighting for the front door, inside handles and map pockets	•	•
Rearview Mirror — Day/night (GNK)	•	•
Seating — 5-passenger configuration only (CYD)	•	•
Seats — Bucket with Carolina Mesh/Shift Cloth in Black (*C5)	•	•
— Cloth bucket with rear vinyl (*A7)	0	
— Power 8-way adjustable driver's and manual adjusting passenger (JPR)	•	•
— Power 4-way driver's lumbar adjust (JPU)	•	•
— Front-passenger fold-flat (CDW)	•	•
Seats, 2nd-row — 60/40-split Fold-and-Tumble, with head restraints ⁽¹⁴⁾ for the outboard seating positions (CFN)	•	•
Steering Wheel — Leather-wrapped, with audio and speed controls (RDZ)	•	•
— Tilt/telescoping steering column (SUD)	•	•

SELECTED FEATURES AND OPTIONS (continued)	PURSUIT	SSV
SAFETY & SECURITY		
Air Bags ⁽⁴⁾ — Advanced multistage and driver's and front-passenger; inflate with a force appropriate to the severity of the frontal or near-frontal impact (CG3)	•	•
— Advanced side-curtain; provide additional protection to front and rear outboard occupants in the event of a rollover (CJ5)	•	•
— Advanced supplemental front-seat-side; provide additional protection in the event of a side-impact collision (CGS)	•	•
— Driver's-side inflatable knee bolster (CGY)	•	•
Electronic Stability Control (ESC) ⁽¹¹⁾ — Includes Vehicle Stability Management System, Electronic Roll Mitigation, All-Speed Traction Control, Brake Assist and 4-channel Antilock Brake System (ABS) (BNB)	•	•
Hill Start Assist — Prevents vehicle from rolling back for 2 seconds when starting on an incline (BNG)	•	•
ParkView® Rear Back-Up Camera ⁽⁵⁾ — Includes ParkSense® Rear Park Assist ⁽⁶⁾ (XAC/XH3)	•	•
Power Outlets — 2 12-volt, located on the IP and in the rear cargo compartment (JKP/JJM)	•	•
Ready Alert Braking — Anticipates situations when the driver may initiate an emergency stop and uses the ESC ⁽¹¹⁾ pump to set the brake pads against the rotors, decreasing the time required for full brake application (BHD)	•	•
Sentry Key® Antitheft Engine Immobilizer — Electronic transponder in key determines if valid key is being used to start the vehicle (GXX)	•	•
Speakers — 6 (2 IP-mounted 2.5-inch tweeters, 2 front-door 6- x 9-inch full-range speakers and 2 rear-door 6.5-inch full-range speakers) (RCG)	•	•
Trailer Sway Control ⁽¹⁾ — Works in tandem with ESC ⁽¹¹⁾ to help improve handling in adverse towing conditions caused by crosswinds and traffic (BNT)	•	•
Uconnect® 4 with 8.4-inch Display — Includes Android Auto™ ⁽¹³⁾ and Apple CarPlay™ ⁽¹²⁾ compatibility and Integrated Voice Command (UAM)	•	•
Uconnect 5 NAV with 10.1-inch Display — Includes Android Auto™ ⁽¹³⁾ and Apple CarPlay™ ⁽¹²⁾ compatibility and Integrated Voice Command (UBN)	0	
PACKAGES & EQUIPMENT GROUPS		
Skid Plate Group — Includes skid plates for the fuel tank, transfer case, front suspension and front tow hooks (ADL)	0	
Trailer Tow Group IV — Includes Class IV hitch receiver and 4- and 7-pin wiring harness. Also includes full-size spare tire and Trailer Brake Controller on SSV. For Pursuit, includes 2-speed transfer case on V8 (AHX)	0	0

• = Standard. 0 = Optional.

CHARGER AND DURANGO EXTERIOR PAINT COLORS

 Electric Blue Pearl 1	 MSP Blue 1	 Midnight Blue Pearl 1	 Indigo Blue 1	 Frostbite 1	 Reactor Blue Pearl 2, 3	 Pitch Black 1	 DB Black 2, 3	 Granite 1, 2, 3
 Destroyer Grey 2, 3	 Smoke Show 1	 Billet 2, 3	 Triple Nickel 1	 Bright Silver Metallic 1	 Vice White 2, 3	 White Knuckle 1, 2, 3	 White Gold 1	 Sheriff's Tan 1
 Sinamon Stick 1	 Go Mango 1	 TorRed 1	 Octane Red Pearl 1, 2, 3	 Redline 2-Coat Pearl 2, 3	 F8 Green 1, 2	 Ranger 1	 In-Violet 2	 Hellraisin 1

WHEELS — CHARGER



RWD 18-inch Steel Wheel Standard (WEJ)



AWD 18-inch Steel Wheel Standard (WEG)



RWD 18-inch Wheel Cover Available RWD (W8A)



AWD 18-inch Wheel Cover Available AWD (W8B)

DURANGO



18-inch Technical Grey Wheel Standard on Durango SSV Available on Durango Pursuit (WP1)



18-inch Black Steel Wheel Standard on Durango Pursuit (WBN)

1 — Charger Pursuit
2 — Durango Pursuit
3 — Durango SSV

RAM 1500 CLASSIC SSV SPECIFICATIONS

DIMENSIONS* / SPECIFICATIONS RAM 1500 (SWB)	
EXTERIOR	CREW CAB 4x4
Wheelbase	140.5
Box Length	5' 7"
Overall Length including Rear Bumper	229
Overall Height — Empty	77.5
Overall Width	79.4
Track (front / rear)	68.2 / 67.5
Tailgate Load Height	34.9
Ground Clearance (axle to ground, front / rear)	9.2 / 8.6
Maximum GVWR (lb)	6,900
Maximum Payload (lb)	1,560
Fuel Tank Capacity (gal; standard / available)	26 / 32
EPA-estimated Fuel Economy (city / highway) ⁽¹⁶⁾	15 / 21
INTERIOR	
Head Room (front / rear)	41.0 / 39.9
Hip Room (front / rear)	63.2 / 63.2
Shoulder Room (front / rear)	66.0 / 65.7
Leg Room (front / rear)	41.0 / 40.3
Seating Capacity (max)	6
PICKUP BOX	
Number of Stake Pockets (per side)	2
Back of Cab to Pickup Box	0.6
Maximum Length at Floor	67.4
Maximum Length with Open Tailgate	91.5
Depth of Box	20.0
Box Floor to Top of Cab	43.5
Back of Cab to Center of Rear Axle	28.0
Cargo Volume ⁽¹⁰⁾ (cu ft)	50.3
Width between Wheelhousings	51.0
Stake Pocket Size	2.0 x 1.3
Maximum Width, Wall-to-Wall	66.4

POWERTRAIN	TRANSMISSION	TRANSFER CASE
5.7L HEMI® V8 with Multi-Displacement System (MDS)/Fuel Saver Technology and Variable Valve Timing (VVT): 395 hp @ 5,600 rpm 410 lb-ft of torque @ 3,950 rpm	8HP70 8-SPEED AUTOMATIC	PART-TIME BW44-45
RAM 1500 SPECIAL SERVICE GROUP		
5.7L HEMI V8 with MDS/Fuel Saver Technology and VVT: 395 hp and 410 lb-ft of Torque		•
220-amp Alternator (BAJ)		•
Low-back 40/40-split Front Cloth Bucket Seats with 10-way Power Driver's Seat; Vinyl Fold-up Rear Bench Seat; Center Console Delete (*D5)		•
Rotary Shifter		•
115-volt Auxiliary Air Conditioning Outlet		•
Spot Lamp Wiring Prep		•
Reinforced Door Hinges		•
Engine Oil Cooler (NHA)		•
2 Additional Key Fobs (XCH)		•
Remote Keyless Entry (GXM)		•
Cruise Control (NHM)		•
Unique Headliner and Auxiliary Red/White Dome Lamp		•

RAMBOX® SYSTEM BIN DIMENSIONS*		5' 7" CARGO BED
Height at A		14.4
Length at B		51.6
Height at C		18.9
Total Volume (both bins; cu ft)		7.4

*All dimensions are in inches unless otherwise noted.

WHEELS



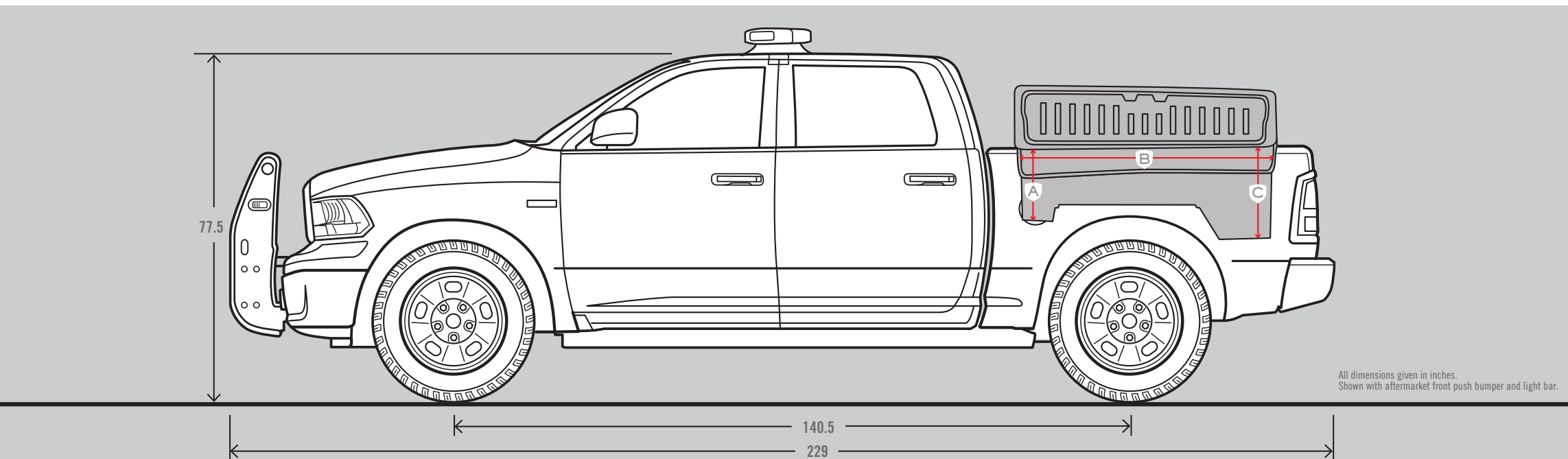
17-inch Argent Steel Wheel Standard (WFP)



17-inch Painted Aluminum Wheel Available (WFE)

SELECT STANDARD FEATURES
Assist Handles — Driver's- and passenger-side
Body Model — Crew Cab with 5'7"-box
Cluster — Instrument with certified speedometer
Engine Cooling — Heavy-duty
Lighting — Ambient, for switches and interior mirror; Blue LED courtesy; incandescent dome light
Power Outlets — 2 12-volt auxiliary; 1 115-volt auxiliary
Seats — 10-way power driver's — Cloth bucket front seats with 10-way power adjustment for driver, Center Console Delete and folding rear bench seat trimmed in vinyl
Shock Absorbers — Heavy-duty, front and rear
Smart Start Control — Prevents starter operation while engine is running
Special Service Group — 5.7L HEMI V8 with 8-speed automatic transmission, 220-amp alternator, engine oil cooler, cloth bucket front seats with rear vinyl bench seat, additional key fob, remote keyless entry, color-keyed IP bezel, special certified IP cluster and fixed rear window
Stabilizer Bars — Front and rear
Suspensions — Front: upper and lower A-arms, coil springs, twin-tube shocks; rear: 5-link, coil springs, twin-tube shocks
Tailgate — Locking, removable, with lift assist
Tip Start — 1-step starting feature
Tires — P265/70R17 BSW All-Season
Transfer Case — Electronic part-time
Turn Signals — 1-touch, 3-blink lane-change feature
Wheels — 17 x 7-inch steel, painted Argent
SAFETY & SECURITY
Electronic Stability Control ⁽¹⁾ System — Includes Antilock Brake System, Rain Brake Support, Ready Alert Braking, Electronic Roll Mitigation, Brake Assist, Hill Start Assist and Trailer Sway Damping ⁽¹⁾ — Standard
ParkView® Rear Back-Up Camera ⁽⁵⁾ — Standard
Remote Keyless/Illuminated Entry — Standard
Remote Start System ⁽¹⁷⁾ — Available
Security Alarm ⁽¹⁵⁾ — Available
Sentry Key® Antitheft Engine Immobilizer — Standard
Supplemental Front-seat-mounted Side Air Bags ⁽⁶⁾ and Supplemental Side-curtain Air Bags ⁽⁴⁾ for the 1st and 2nd rows — Standard
Tire Pressure Monitoring System with Display — Standard

EXTERIOR PAINT COLORS



All dimensions given in inches. Shown with aftermarket front push bumper and light bar.

RAM 2500 / 3500 HD SSV SPECIFICATIONS

DIMENSIONS* / SPECIFICATIONS RAM 2500 / 3500 HD SSV				
RAM 2500 / 3500 INTERIOR DIMENSIONS				
	REGULAR CAB	CREW CAB		
Head Room (front / rear)	39.8	40.9 / 39.8		
Hip Room (front / rear)	62.9	62.9 / 62.7		
Shoulder Room (front / rear)	65.9	65.9 / 65.6		
Leg Room (front / rear)	40.9	40.9 / 40.2		
Seating Capacity (max)	3	6		
RAM 2500 EXTERIOR DIMENSIONS	REGULAR CAB	CREW CAB		
	8' BOX	6'4" BOX	8' BOX	
	Wheelbase	140.2	149.1	169.0
	Box Length	98.3	76.3	98.3
Overall Length including Rear Bumper	232.0	238.8	260.8	
Overall Height — Empty	80.2	80.2	80.1	
Overall Width	83.5	83.5	83.5	
Track (front / rear)	68.7 / 68.1	68.7 / 68.1	68.7 / 68.1	
Ground Clearance (axle to ground, front / rear)	9.3 / 8.5	9.3 / 8.5	9.4 / 8.6	
Maximum GVWR (lb)	10,000	10,000	10,000	
Maximum Payload (lb)	3,690	3,360	3,170	
Fuel Tank (gal)	32	31	32	
RAM 3500 EXTERIOR DIMENSIONS	REGULAR CAB	CREW CAB		
	8' BOX	6'4" BOX	8' BOX	
	Wheelbase	140.2	149.0	169.3
	Box Length	98.3	76.3	98.3
Overall Length including Rear Bumper	232.0	238.8	260.8	
Overall Height — Empty	80.4	80.3	79.8	
Overall Width	83.5	83.5	83.5	
Track (front / rear)	67.7 / 67.1	67.7 / 67.1	67.7 / 67.1	
Ground Clearance (axle to ground, front / rear)	SRW	SRW	SRW	
	9.3 / 8.7 DRW 8.5 / 8.0	9.3 / 8.7	9.3 / 8.7 DRW 8.5 / 8.0	
Maximum GVWR (lb)	14,000	11,800	14,000	
Maximum Payload (lb)	7,230	4,250	6,700	
Fuel Tank (gal)	32	31	32	

*All dimensions are in inches unless otherwise noted.

ENGINE / TRANSMISSION	REGULAR CAB	CREW CAB
6.4L HEMI® V8 / 8HP75 8-speed Automatic (2500 / 3500)	•	•
6.7L Cummins® Turbo Diesel / 68RFE 6-speed Automatic (2500 / 3500)	0	0
6.7L High Output Cummins Turbo Diesel / AISIN® Heavy-Duty 6-speed Automatic (3500 only)	0	0
TRANSFER CASE	REGULAR CAB	CREW CAB
Manual Shift-on-the-Fly (2500 / 3500)	•	•
Electronic Shift-on-the-Fly (2500 / 3500)	0	0
SALES CODE		
	2500	3500
Special Service Vehicle (SSV) Group (AAP) Special Service Vehicle Package for Emergency Fire and Rescue SSV Group (AH6)	AAP/AH6	•
— 220-amp Alternator	BAJ	
— Auxiliary Switches – IP-mounted	LHL	
— Auxiliary Pass-Through Wires, QTY 4	BC3	
— Upfitter Electronic Monitoring Module (VSIM)	XXS	
— Tow Hooks (2500, 3500 Tradesman® Regular Cab)	XEA	
— Transfer Case Skid Plate	XEF	

STANDARD EQUIPMENT	2500	3500
Assist Handles — Driver's and Passenger, Front and Rear	•	•
Base Quad-Halogen Headlamps	•	•
Battery — 12-volt DC auxiliary	•	•
Brake Assist	•	•
Bumpers — Painted, front and rear	•	•
Engine Cooling	•	•
Hill Start Assist	•	•
Instrument Cluster — Theme Base 1, Yellow needles	•	•
Locking Tailgate	•	•
Seats — Bench, heavy-duty vinyl	•	•
Shocks — Heavy-duty	•	•
Suspension Front — 3-Link	•	•
Suspension Rear — 2500 Link with Coil Springs	•	•
Suspension Rear — 3500 Hotchkis Leaf Spring		•
SAFETY & SECURITY		
ParkView® Rear Back-Up Camera ⁽⁵⁾	•	•
Sentry Key® Antitheft Engine Immobilizer	•	•
Supplemental Side-Curtain Air Bags ⁽⁴⁾ and Supplemental Side-Seat Air Bags ⁽⁴⁾	•	•
Tire Pressure Information System (TMIS)		•
Tire Pressure Monitoring System (TPMS)	•	

• = Standard.

NOTES: 2500 4x4 Tradesman Crew Cab 6'4"-box length with 6.4L gas engine (8' box and 6.7L diesel engine also available).

Also available: 2500 / 3500 4x4 Tradesman Crew Cab 6'4"-box length with 6.4L gas engine (8' box and 6.7L diesel engine also available); 2500 / 3500 4x4 Regular Cab available with 8' box and gas or diesel engine.

2500 / 3500 SRW WHEELS



17-inch Painted Steel Wheel Standard (2500 only) (WDA)



18-inch Painted Steel Wheel Standard on 3500 Optional on 2500 (WBN)



18-inch Chrome-Clad Steel Wheel Included with Chrome Appearance Group (WBH)

3500 DRW WHEELS

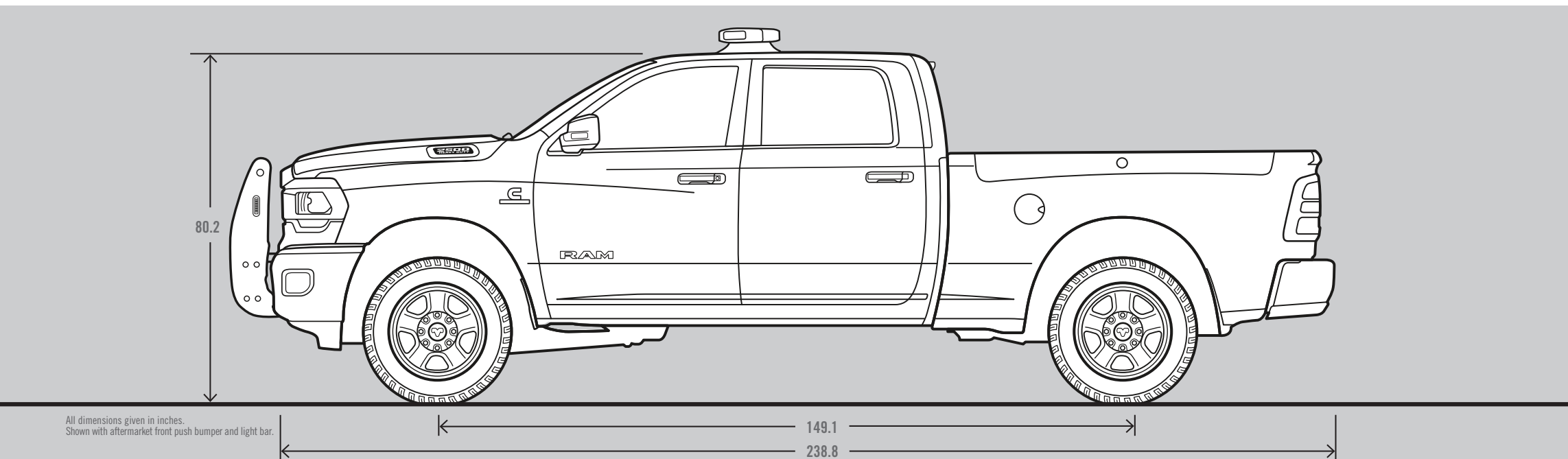


17-inch Painted Steel Wheel Standard on DRW (WFO)



17-inch Chrome-Clad Steel Wheel Included with Chrome Appearance Group on DRW (WD4)

EXTERIOR PAINT COLORS



RAM PROMASTER SPECIFICATIONS

DIMENSIONS* RAM PROMASTER 3500 CARGO VAN HIGH ROOF		
	159"	159" EXT.
GVWR ⁽¹⁸⁾ (lb)	9,350	9,350
Maximum Payload ⁽¹⁰⁾ (lb)	4,430	4,330
Overall Length	236.2	250.6
Overall Body Height	102.1	102.5
Rear-Door Swing (degrees)	260	260
Rear-Door Opening Height	70.5	70.5
Rear-Door Opening Width	63.4	63.4
Side-Door Opening Height	69.1	69.1
Side-Door Opening Width	49.2	49.2
Track (rear)	70.5	70.5
Vehicle Width with Mirrors Extended	112.2	112.2
Vehicle Width without Mirrors	81.3	81.3
Wheelbase	159.0	159.0
INTERIOR DIMENSIONS*		
Maximum Cargo Height	77.1	77.1
Load Floor Length	147.0	161.3
Total Cargo Volume ⁽¹⁰⁾ (cu ft)	420.2	462.9
Width at Floor	75.6	75.6
Width at Wheel Well	56.0	56.0
POWERTRAIN		
3.6L Pentastar® V6	280 hp / 260 lb-ft of torque	

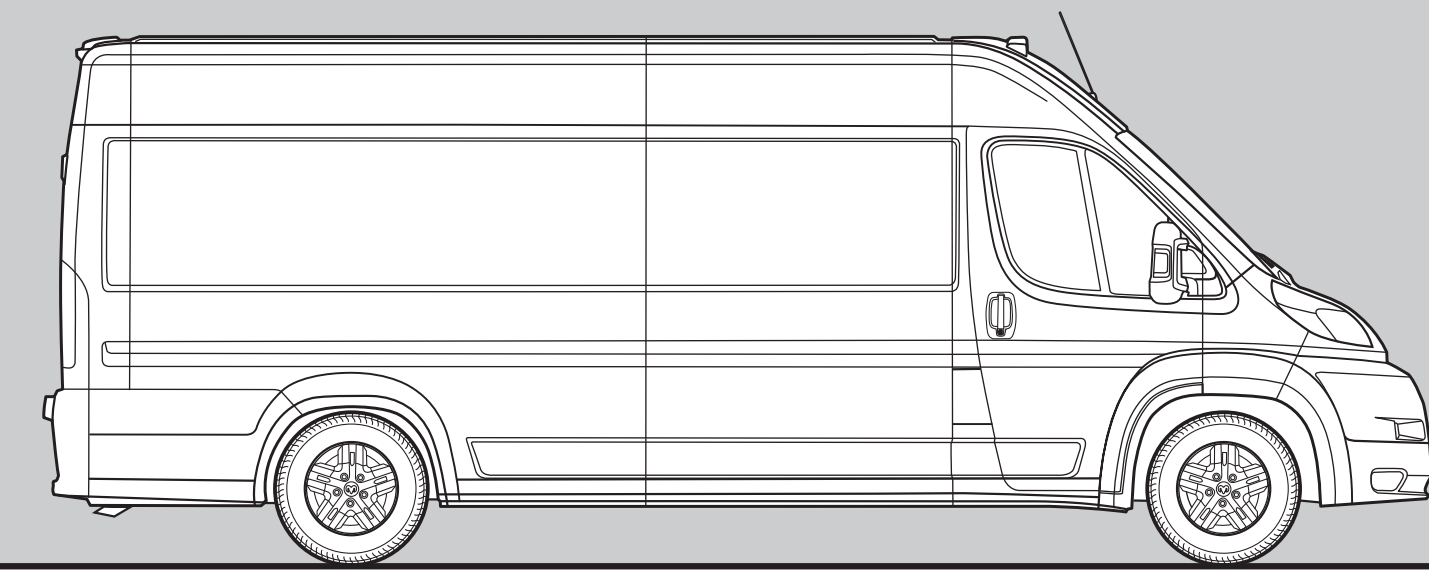
CAPABILITY	CARGO VAN										WINDOWED VAN	
	1500			2500			3500				2500	3500
	118" WB	136" WB		136" WB		159" WB	136" WB		159" WB	159" WB, EXTENDED	159" WB	159" WB, EXTENDED
	STANDARD ROOF	STANDARD ROOF	HIGH ROOF	STANDARD ROOF	HIGH ROOF	HIGH ROOF	STANDARD ROOF	HIGH ROOF	HIGH ROOF	HIGH ROOF	HIGH ROOF	HIGH ROOF
GVWR ⁽¹⁸⁾ (lb)	8,550	8,550	8,550	8,900	8,900	8,900	9,350	9,350	9,350	9,350	8,900	9,350
GCWR ⁽¹⁸⁾ (lb)	12,000	12,000	12,000	12,000	12,000	12,000	12,000	12,000	12,000	12,000	12,000	12,000
Base Curb Weight (lb)	4,554	4,662	4,787	4,644	4,768	4,895	4,669	4,796	4,923	5,020	4,957	5,061
Maximum Payload ⁽¹⁰⁾ (lb)	4,000	3,890	3,760	4,260	4,130	4,010	4,680	4,550	4,430	4,330	3,940	4,290
Front GAWR ⁽¹⁸⁾ (lb)	4,629	4,629	4,629	4,629	4,629	4,629	4,629	4,629	4,629	4,629	4,629	4,629
Rear GAWR ⁽¹⁸⁾ (lb)	5,004	5,291	5,291	5,291	5,291	5,291	5,291	5,291	5,291	5,291	5,291	5,291
Curb-to-curb Turning (ft)	36.3	40.7	40.7	40.7	40.7	46.8	40.7	40.7	46.8	46.8	46.8	46.8
Maximum Towing ⁽¹⁰⁾ (lb) SAE J2807 Compliant	6,910	6,800	6,700	6,800	6,700	6,480	6,700	6,600	6,480	6,410	6,480	6,410
DIMENSIONS*												
Body Height	91.7	93.0	103.6	93.0	103.6	102.1	93.0	103.6	102.1	102.5	102.1	102.5
Overall Body Length	195.4	213.2	213.2	213.2	213.2	236.2	213.2	213.2	236.2	250.6	236.2	250.6
Vehicle Width without Mirrors	81.3	81.3	81.3	81.3	81.3	81.3	81.3	81.3	81.3	81.3	81.3	81.3
Vehicle Width with Mirrors Extended	112.2	112.2	112.2	112.2	112.2	112.2	112.2	112.2	112.2	112.2	112.2	112.2
Cargo Body Length at Floor	103.1	120.6	120.6	120.6	120.6	147.0	120.6	120.6	147.0	161.3	147.0	161.3
Cargo Width at Floor	75.6	75.6	75.6	75.6	75.6	75.6	75.6	75.6	75.6	75.6	75.6	75.6
Cargo Width at Wheel Well	56.0	56.0	56.0	56.0	56.0	56.0	56.0	56.0	56.0	56.0	56.0	56.0
Side-Door Opening Width	42.3	49.2	49.2	49.2	49.2	49.2	49.2	49.2	49.2	49.2	49.2	49.2
Side-Door Opening Height	58.5	58.5	69.1	58.5	69.1	69.1	58.5	69.1	69.1	69.1	69.1	69.1
Rear-Door Opening Width	63.4	63.4	63.4	63.4	63.4	63.4	63.4	63.4	63.4	63.4	63.4	63.4
Rear-Door Opening Height	59.8	59.8	70.5	59.8	70.5	70.5	59.8	70.5	70.5	70.5	70.5	70.5
Maximum Cargo Height	66.9	66.9	77.1	66.9	77.1	77.1	66.9	77.1	77.1	77.1	77.1	77.1
Maximum Cargo Volume ⁽¹⁰⁾ (cu ft)	259.2	303.7	352.9	303.7	352.9	420.2	303.7	352.9	420.2	462.9	420.2	462.9

WB = Wheelbase
*All dimensions are in inches unless otherwise noted.

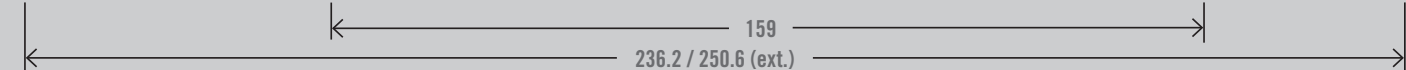
EXTERIOR PAINT COLORS

Black, Squid Ink, Granite Crystal Metallic, Patriot Blue Pearl, Deep Cherry Red Crystal Pearl, Flame Red, Broom Yellow, School Bus Yellow, Dark Brown, Servepro Green, Bright Silver Metallic, Sandstone Pearl, Bright White

WHEELS



All dimensions given in inches.





A FORCE TO BE RECKONED WITH

WHAT ALWAYS WORKS BEST ARE TEAMS THAT WORK TOGETHER. When it comes to protecting your community and serving your jurisdiction, put our power and capability to work for you. For more information, visit us at www.fcausfleet.com