


THE *Charger* BY DODGE





THE *Charger* BY DODGE

THE *Charger* BY DODGE

SPECIFICATIONS

Wheelbase 119 inches
Overall length 206.5 inches
Overall width 74.9 inches
Overall height 47.75 inches

PROD. INFO. - CAR


JAN 24 1964

JMI in DETROIT

Turning circle 45 feet
Power plant 426-cu.-in. V-8
Horsepower 365 @ 4800 r.p.m.
Torque 470 @ 3200 r.p.m.
Passenger capacity Two


DODGE DIVISION  CHRYSLER
MOTORS CORPORATION

LEAD U.S.A.





A specialty show car—the youthfully styled Charger by Dodge is none-the-less a “get-up-and-go” car, reflecting in its styling the outstanding competitive performance records established by Dodge cars in recent years. Using basic Dodge body panels, the Charger’s close kinship to standard-production Dodge cars is easy to see. Special Charger features include an air scoop, a unique combination headrest-rollbar, and a “competition-height” windshield, which deflects the flow of air over the driver.






The Charger's charcoal-gray leather interior trim is backed by superfoam padding. Full foam bucket seats are specially pleated for extra comfort. Modified Deist competition seat belts match the Charger's decor. Carpet is of black, cut pile. Above the novel console a "cockpit divider", featuring leather-trimmed crash panels, carries the body surface through from hood to rear deck. Foot controls—accelerator, brake and parking brake—are finished in bright metal.


On the drag strip, covers are removed from long, rectangular exhaust ports at the rear of the Charger's doors. Engine exhaust thus bypasses the regular twin mufflers, which reduces back pressure and improves engine breathing.



The Charger features Halibrand magnesium wheels equipped with special Goodyear Wingfoot high-performance tires. For drag-strip racing, larger "slick" drag-race tires may be mounted on wider-rim wheels.



The Charger is powered by a 426-cu.-in., 365-horsepower V-8 engine featuring a single, four-barrel carburetor. The drag-strip Ramcharger engine (415-425 horsepower with twin four-barrel carburetors) can be accommodated by modifying the Charger's lower hood panel.



The Charger features a deep-dish, walnut wood steering wheel. Also made of wood are the gear-shift selector handle and passenger's grab rail. Mounted at eye-level atop the new instrument panel is an 8,000-r.p.m. tachometer.