

2022

# SANTA FE





# Your adventures start in SANTA FE.

Every journey needs a little adventure. But every adventure also starts with a plan. Here's ours: Offer our award-winning Santa Fe SUV with one of the most robust suites of safety tech in the industry.

Add the availability of innovations like Remote Smart Parking Assist.<sup>1</sup> A digital key you can share using your smartphone. And a variety of exceptional power choices.

Next, offer the balanced performance and efficiency of a traditional gas engine. Add a Turbo powerplant with even more grunt, and make the sure-footed traction of HTRAC All Wheel Drive available across the lineup.

Then, keep going.

For 2022, there's a new addition to the Santa Fe lineup we call XRT. Just one look tells you

it's decked out to take on the toughest stuff that comes your way.

For drivers who prefer trekking with a smaller carbon footprint, there's Santa Fe Hybrid. Powered by hyper-efficient hybrid technology, it has a total driving range that exceeds 600 miles.<sup>2</sup> For 2022, we're also introducing a new Santa Fe Plug-in Hybrid that combines the benefits of electric and hybrid powertrains.

However far your travels take you, you'll look good getting there. Santa Fe's exterior design is stunning, with a wide front grille framed by distinctive T-shaped LED lighting. The interior feels modern, too, thanks to features like an elevated center console, premium soft-touch materials and an available digital instrument cluster. All of which makes the new Hyundai Santa Fe the perfect way to keep you and your family on the move in style.



SANTA FE Hybrid Limited in Magnetic Force



SANTA FE Plug-in Hybrid Limited in Black Leather



<sup>1</sup>Remote Smart Parking Assist (RSPA) can help remotely park your vehicle. RSPA may not function correctly if one or more of the parking sensors is damaged, dirty or covered, or if weather conditions (heavy rain, snow or fog) interfere with sensor operation. Always inspect the parking area with your own eyes. See Owner's Manual for details and limitations. <sup>2</sup>Driving range estimate for Santa Fe Hybrid Blue based on fuel tank capacity and EPA-estimated combined MPG rating.





<sup>1</sup>EPA city MPG rating estimated for comparison only. Mileage may vary. Your actual mileage will vary with options, driving conditions, driving habits and the vehicle's condition. <sup>2</sup> Electric driving range estimate based on a fully charged battery. MPGe is the EPA-equivalent measure of gasoline fuel efficiency for electric mode operation. Use for comparison purposes only. Mileage may vary depending on driving conditions, driving habits, the vehicle's condition, the age/condition of the lithium-ion polymer battery, and other factors. <sup>3</sup> Snow mode requires vehicles equipped with All Wheel Drive. <sup>4</sup> Towing capacities with trailer brakes. <sup>5</sup> Trailer Sway Control can help stabilize the vehicle when it detects the trailer is swaying or oscillating due to various weather and road conditions. When the system detects some trailer sway, the front and rear brakes can be applied automatically, and engine power can be reduced, to help stabilize the trailer. See Owner's Manual for further details and limitations. <sup>6</sup> The Blind-Spot View Monitor (BVM) assists the driver in changing lanes by providing a live view of the blind spots on either side of the vehicle and an audible alert if another vehicle is detected. Turn signal must be activated, and other system limitations apply. Do not rely exclusively on BVM. It is the driver's responsibility to be aware of the surroundings and ensure it is clear before changing lanes or directions. See Owner's Manual for further details and limitations.

SANTA FE Plug-in Hybrid Limited in Stellar Silver

## The source of your power is up to you.

Santa Fe offers several power choices. There are two Smartstream gasoline engines – a 191-hp 4-cylinder with an 8-speed automatic transmission, and a turbocharged 281-hp version with a quick-shifting 8-speed Wet Dual Clutch Transmission. Santa Fe Hybrid pairs a turbocharged Smartstream inline-four and a 44.2 kW electric motor with a 6-speed automatic gearbox to place a combined 226 horsepower underfoot. A high-voltage lithium-ion battery pack helps Santa Fe Hybrid Blue deliver that power with an EPA-estimated 36 MPG around town.<sup>1</sup>

Santa Fe Plug-in Hybrid combines a turbocharged four-cylinder engine, a 13.8 kWh battery and a 66.9 kW (90 hp) electric motor for 261 horsepower sent to all four wheels. Plug in the charger overnight, and you can travel up to 30 miles the next day (equivalent to 76 MPGe) using only the battery.<sup>2</sup> Imagine running errands without using any gasoline.

Drive Mode Select lets you fine-tune your performance. Select Sport mode for a fun-to-drive feel with more aggressive throttle response and shift points, or Comfort mode for a balance of performance qualities. Turn the knob to Smart, and Santa Fe selects the mode to match your driving habits. A Snow mode calibrates All Wheel Drive traction for wintry driving conditions.<sup>3</sup>

Santa Fe features a trailer prep package and towing capacity of up to 3,500 pounds. Santa Fe Hybrid and Plug-in Hybrid? They both offer a tow rating of up to 2,000 pounds.<sup>4</sup> Each includes Trailer Sway Control, which can automatically apply braking and reduce engine power to stabilize your Santa Fe if trailer sway is detected.<sup>5</sup>



SANTA FE Calligraphy in Quartz White



Blind-Spot View Monitor



Push-button Shift-by-Wire gear selection



HTRAC All Wheel Drive

### Eyes Wide Open.

A Blind-Spot View Monitor provides the Santa Fe driver with live video from either side of the vehicle. Activate your turn signal, and a rear view of the adjacent lane appears in the center instrument cluster, revealing blind spots not typically seen by traditional side mirrors.<sup>6</sup>





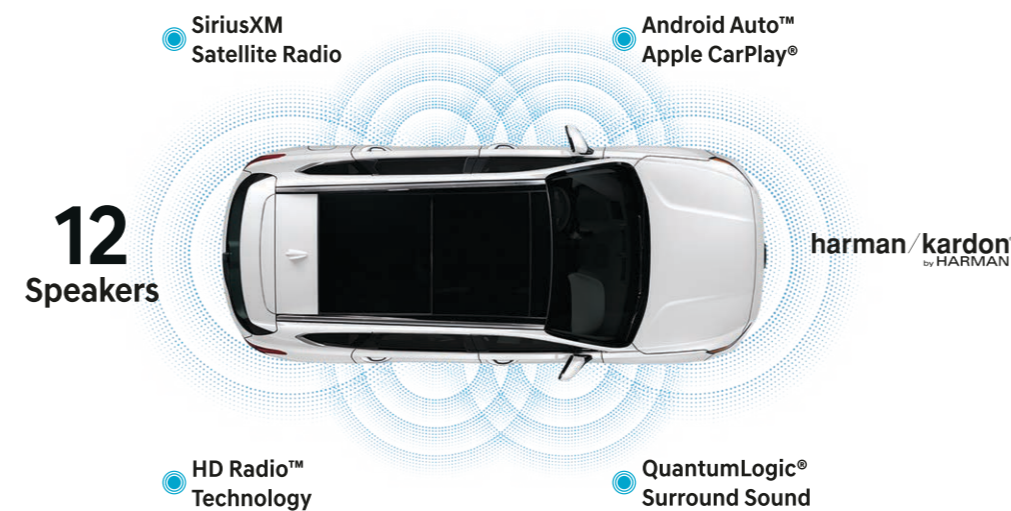
## It's edgy, but with all the edges refined.

Ready to make the most of your future? So is Santa Fe. We filled it with refined features that make each journey smooth and easy. In a Santa Fe Limited, the good times start the moment you slide open the panoramic sunroof. Get comfortable with feel-good features that include heated and ventilated front seats, heated 2nd-row seats and a driver seat with four-way power lumbar and a power seat cushion extension.

You can fill your Santa Fe's cabin with the sound of your favorite music. What you hear from its available 12-speaker Harman Kardon® premium audio system is rich and powerful, each note technically pitch perfect thanks to QuantumLogic Surround®.

Dynamic Voice Recognition lets you use the sound of your voice to scroll through infotainment features on your Santa Fe's available 10.25" split-screen navigation display.<sup>1</sup> Navigating crowded parking lots is just as easy, thanks to an available Surround View Monitor<sup>2</sup> and Remote Smart Parking Assist. Just press a button on your smart key, and Santa Fe can roll into and out of tight parking spaces – even without you being in your vehicle. Now *that's* remote control.

Of course, Santa Fe knows versatile SUV capabilities are must-haves on your list. Its 60/40 split rear seats fold flat to create a huge cargo space that's easy to load with gear, thanks to a hands-free smart liftgate.<sup>3</sup>



Surround View Monitor



12.3" digital LCD instrument cluster



Power panoramic sunroof



Remote Smart Parking Assist

<sup>1</sup>Dynamic Voice Recognition varies by unit. Speak in a normal voice and minimize background noise for best results. See Owner's Manual for further details and limitations. <sup>2</sup>Surround View Camera System (SVCS) is a parking support system. SVCS cannot completely eliminate blind spots, may not detect every object and does not warn of moving objects. Always check your surroundings before moving your vehicle. See Owner's Manual for further details and limitations. <sup>3</sup>The hands-free smart liftgate will open when your Proximity Key is within 3 feet of the detection area for at least 3 seconds. Radio transmitters and other vehicle smart keys may interfere in normal operation. See Owner's Manual for further details and limitations.



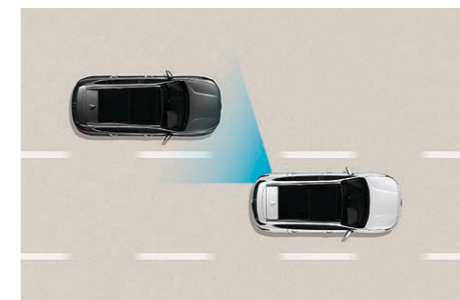
# To enjoy the best, plan for the worst.

Potential collisions are all around. That's why your Santa Fe comes with Hyundai SmartSense, a robust suite of safety and driver-assist technologies that offer confidence-inspiring functionality.<sup>1</sup> It's a fusion of cameras, sensors and radar technologies that provide a nearly 360-degree lookout for potential hazards. Every 2022 model comes standard with innovations like Forward Collision-Avoidance Assist,<sup>2</sup> Lane Following Assist<sup>3</sup> and Driver Attention Warning.<sup>4</sup>

Santa Fe's unibody is infused with advanced high-strength steel and engineered to both absorb and disperse collision energy in a way that optimizes the integrity of the passenger cabin. It's a strong, rigid platform that allows Santa Fe's multi-link rear suspension to balance precise handling with a smooth, quiet ride.




**2021 Hyundai Santa Fe** when equipped with LED projector headlights<sup>11</sup>



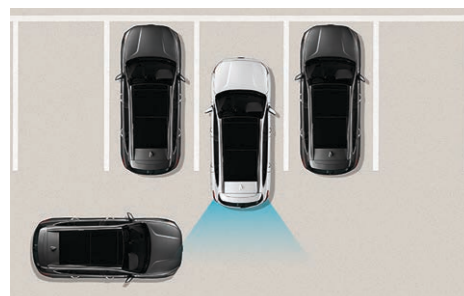
## Blind-Spot Collision-Avoidance Assist

If your Santa Fe detects a vehicle in your blind spot while your turn signal is on, it alerts the driver and automatically applies light braking before you change lanes to help avoid a collision.<sup>8</sup> An available Blind-Spot View Monitor displays video from the side-view cameras in your instrument cluster.



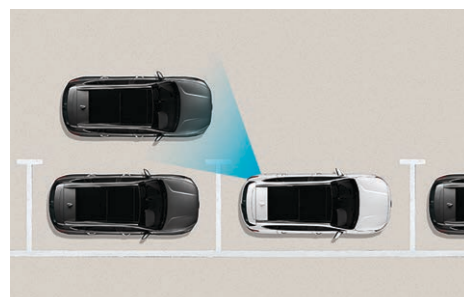
## Forward Collision-Avoidance Assist

When Santa Fe's forward camera and/or radar detect a vehicle or pedestrian in your path, or detect oncoming cars when turning left in an intersection, your Hyundai warns you of a potential collision. If you don't begin stopping in time, the system will automatically apply emergency braking.



## Rear Cross-Traffic Collision-Avoidance Assist

Backing out of a parking space and wondering whether there's cross traffic coming your way? This feature warns you if another vehicle is detected to be approaching from the side. If necessary, your Santa Fe automatically applies braking to help prevent a collision.<sup>5</sup>




## Safe Exit Assist | Rear Occupant Alert

After parking, Safe Exit Assist alerts you when a vehicle is detected to be approaching from behind, letting the driver know it may not be safe to open the street-side doors.<sup>6</sup> An Ultrasonic Rear Occupant Alert feature helps ensure your family's safety, even after you've exited your Santa Fe.<sup>7</sup>


## << SmartSense Around Town

## SmartSense On The Highway >>



## Lane Following Assist

Using the front-view camera to detect lane markers on the road, this feature provides subtle steering corrections to help keep you centered in your lane. Even when lane markings aren't visible, your Santa Fe can determine a virtual path based on movements of the preceding vehicle.



## Highway Driving Assist

This available feature acts as your copilot on the highway by helping to keep you centered in your lane while maintaining a set cruising speed and distance from the vehicle in front. It uses navigation map data to automatically adjust for changing speed limits and reduce your speed when it detects you're approaching a curve in the road.<sup>9</sup>

<sup>1</sup> Safety features vary by model. For details, refer to the Features chart in the back of this brochure or visit HyundaiUSA.com. <sup>2</sup> Forward Collision-Avoidance Assist with Pedestrian Detection is intended to be a supplement to safe driving practices. The system is not designed to detect certain stationary objects such as trees or poles, and may not detect all vehicles or pedestrians under certain conditions. The system is a driver assistance system and is not a substitute for safe driving. The driver is responsible for being attentive and maintaining control of the vehicle, and should not wait for the system's alerts before braking as there may not be sufficient time to brake safely. See Owner's Manual for further details and limitations. <sup>3</sup> Lane Following Assist (LFA), when actively engaged with Smart Cruise Control or Highway Driving Assist, helps keep your vehicle centered in its lane when the lane markings are clearly visible on the road. Lane Following Assist will not work under all circumstances and will not prevent loss of control. Lane Following Assist is a supplemental assist, and does not replace the need for extreme care and attention by the driver. See Owner's Manual for further details and limitations. <sup>4</sup> It is the driver's responsibility to remain alert at all times. Driver Attention Warning is only a warning to inform the driver of a potential lack of driver attention or drowsiness. It does not detect and provide an alert in every situation. See Owner's Manual for further details and limitations. <sup>5</sup> Rear Cross-Traffic Collision-Avoidance Assist (RCCA) is designed to notify

drivers of approaching cross traffic behind their vehicle. When another vehicle is detected while you are backing out of a parking spot, it provides audible and visual display warnings and applies braking if it senses a collision is imminent. RCCA is active when the vehicle is in reverse gear and backing at a speed less than 6 mph. It only engages during the first activation of reverse gear from park and may not detect all vehicles, depending on the size, angle, distance and speed of the other vehicle. Never rely exclusively on RCCA. Always look over your shoulder and use your mirrors to confirm rear clearance. There are limitations to the function, detection, range and clarity of the system. See Owner's Manual for further details and limitations. <sup>6</sup> When parked, Safe Exit Assist (SEA) can alert occupants planning to exit the vehicle when another vehicle is approaching from behind. When Child Locks are active, SEA prevents the disablement of the Child Locks if a vehicle approaching from behind is detected. All doors must be closed for Safe Exit Assist to operate. Functionality is retained for 10 minutes after the ignition is turned off. Opening the door switches Safe Exit Assist off. See Owner's Manual for further details and limitations. <sup>7</sup> When the vehicle is parked and the engine has been turned off, Ultrasonic Rear Occupant Alert (UROA) can help alert the driver if it detects movement from a child or pet. Upon exiting and locking the vehicle, the UROA may provide visual, audible, and/or Bluelink alerts if the interior sensors detect movement. UROA is not a substitute for driver attentiveness. Never leave a child or pet unattended in a vehicle. Bluelink notification requires a properly equipped vehicle with an active Bluelink account. See Owner's Manual for further details and limitations. <sup>8</sup> Blind-Spot Collision-Avoidance Assist (BCA) helps warn you of other cars in the blind spot region and may apply braking to help prevent an unsafe lane change. It also helps prevent collisions when exiting parallel parking spots by alerting the driver to a potential hazard. Never rely exclusively on BCA, as it is not a substitute for attentive driving. Always look over your shoulder and use your mirrors to confirm clearance. There are limitations to the function, detection, range and clarity of the system. BCA may not function correctly if one or more of the parking sensors is damaged, dirty or covered, or if weather conditions (heavy rain, snow or fog) are interfering with sensor operation. See Owner's Manual for further details and limitations. <sup>9</sup> Highway Driving Assist (HDA) is for highway use only and can help maintain a safe distance from the vehicle ahead while keeping your vehicle centered in its lane when lane markings are clearly visible on the road. HDA should not be used in poor weather, heavy or varying traffic, or on winding or slippery roads. HDA will not work under all circumstances and will not prevent loss of control. Driver remains responsible to slow or stop the vehicle to avoid a collision. See Owner's Manual for further details and limitations. <sup>10</sup> Government 2021 5-Star Safety ratings are part of the National Highway Traffic Safety Administration's (NHTSA) New Car Assessment Program (nhtsa.gov). <sup>11</sup> To qualify for 2021 TOP SAFETY PICK, a vehicle must earn good ratings in the driver-side and passenger-side small overlap front, moderate overlap front, side, roof strength and head restraint tests. It also must earn an advanced or superior rating for vehicle-to-vehicle and vehicle-to-pedestrian front crash prevention and an acceptable or good headlight rating. For details visit www.iihs.org.





# Turns out the key to happiness isn't actually a key. It's an app.


What Hyundai offers its owners goes beyond our award-winning vehicles. It also includes Bluelink,<sup>®</sup> a range of innovative technologies that enable remarkable connectivity between you and your Santa Fe.<sup>1</sup>


With the MyHyundai app, you can start your Santa Fe remotely and adjust the climate controls from your office or kitchen using your smartphone, Amazon Echo<sup>®</sup> or Google Home<sup>™</sup> virtual assistant.<sup>2</sup> You can also remotely activate available front seat heating or ventilation, and check to see if you've left a window open by consulting your smartphone.<sup>3</sup>


Download the Hyundai Digital Key to your compatible Android<sup>™</sup> smartphone, and you can use it to unlock the front doors and start your Santa Fe's engine.<sup>4</sup> You can also assign digital keys to multiple drivers, who can instantly retrieve their personalized radio presets, instrument cluster display preferences and side mirror/driver seat settings.<sup>3</sup>


Every Santa Fe comes standard with wired or wireless Apple CarPlay<sup>®</sup> and Android Auto<sup>™</sup>, and you can now connect two phones to the audio system simultaneously via Bluetooth streaming.<sup>5</sup> Good to know you can easily keep your digital devices powered up, too. A wireless charging pad is available,<sup>6</sup> and dual front and rear USB charge ports are standard.





- 

**Automatic Emergency Assistance**  
Bluelink Connected Care offers 24/7 SOS Emergency Assistance as well as Automatic Collision Notification that calls for help if you're in an accident where your vehicle's airbags deploy.<sup>7</sup>
- 


**On-Demand Diagnostics**  
Run vehicle diagnostics from your MyHyundai mobile app, report issues at the press of a button and receive maintenance reminders or Monthly Vehicle Health Reports by email.
- 

**Driver Profile Management**  
Save your navigation searches, radio presets and driver seat/side mirror settings to your secure Bluelink account, and you can remotely update and push them to your Santa Fe.
- 

**Remote Vehicle Controls**  
Use your smartphone, home assistant or wearable device to remotely start your Santa Fe's engine, unlock the doors, set your vehicle's cabin temperature and more.
- 

**Remote Vehicle Status**  
Wondering how much fuel is in your tank? If your vehicle's liftgate is open or the doors are unlocked? Your MyHyundai app knows the answers to these questions and more.
- 

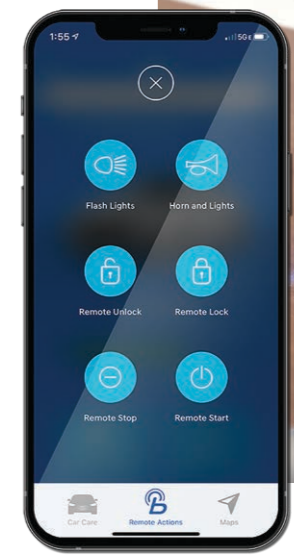
**Vehicle Charging Dashboard**  
Use your MyHyundai app to find charging stations, control your Santa Fe Plug-in Hybrid's charging remotely and schedule charging times at cheaper off-peak hours.



Hyundai Digital Key



Wireless device charging



Amazon Echo integration



<sup>1</sup>The 2022 Hyundai Santa Fe includes 3 years of the Bluelink Connected Care, Remote and Guidance (factory-equipped navigation required) packages. All trials require an active Bluelink subscription agreement subject to the Connected Services Terms and Conditions. Three-year term starts from the new vehicle date-of-first-use, is available for new vehicle purchases and leases, and is transferable to subsequent owners subject to the Terms and Conditions. Only use Bluelink and corresponding devices when safe to do so. Cellular and GPS coverage is required. Features, specifications and fees are subject to change. For further details and limitations, visit HyundaiUSA.com or your authorized Hyundai dealer. <sup>2</sup>Requires active Bluelink subscription with Remote package. Amazon, Alexa and all related logos and motion marks are trademarks of Amazon.com, Inc. or its affiliates. Google Assistant and Google Home are trademarks of Google LLC. <sup>3</sup>Requires active Bluelink subscription with Remote package. <sup>4</sup>The available Hyundai Near Field Communication Digital Key requires a compatible Android smartphone and appropriately equipped 2022 Hyundai Santa Fe. Not all Android devices are compatible. Santa Fe vehicle must be equipped with a smart key with push button start, wireless device charging and Audio Video Navigation System 5.0 (or newer) or Display Audio 2.0. Lock and unlock functionality work on the front doors only. See your Owner's Manual for further details and limitations. <sup>5</sup>Apple CarPlay<sup>®</sup> is a registered trademark of Apple Inc. Android Auto<sup>™</sup> is compatible with Android<sup>™</sup> phones running Android 5.0 or higher. Android Auto may not be available on all devices and is not available in all countries or regions. Additional apps may be required. Android and Android Auto are trademarks of Google LLC. <sup>6</sup>Qi wireless charging function is based on smartphone compatibility and/or specific accessory cases. <sup>7</sup>Bluelink agents will contact existing emergency service responders.



## SANTA FE SE

Smartstream 2.5L  
GDI/MPI 4-Cylinder Engine

hp 191  
lb-ft 181



### Popular Features

LED headlights and Daytime Running Lights
Forward Collision-Avoidance Assist with Pedestrian, Cyclist and Junction-Turning Detection
Lane Keeping Assist and Lane Following Assist
Smart Cruise Control with Stop & Go
Wireless Android Auto™ and Apple CarPlay®

## SANTA FE XRT

Smartstream 2.5L  
GDI/MPI 4-Cylinder Engine

hp 191  
lb-ft 181



### Popular Features

Dark finish grille and exclusive side moldings
Black front and rear lower fascia
Black skid plates and running boards
Gloss black roof cross rails
Black side mirror covers
Exclusive 18" two-tone dark alloy wheels

## Wheels



Hybrid Blue  
17" Alloy Wheel



SE / SEL  
18" Alloy Wheel



XRT  
18" Alloy Wheel



SEL P / SEL C / Limited  
19" Alloy Wheel



Calligraphy  
20" Alloy Wheel

## SANTA FE SEL

Smartstream 2.5L  
GDI/MPI 4-Cylinder Engine

hp 191  
lb-ft 181



### Popular Features

Proximity Key entry with push button start
8-way power driver seat with 2-way lumbar support
Blind-Spot Collision-Avoidance Assist and Safe Exit Assist
Rear Cross-Traffic Collision-Avoidance Assist
Wireless device charging
Bluelink® Connected Car System

## SANTA FE Limited

Smartstream 2.5L Turbo  
GDI/MPI 4-Cylinder Engine

hp 281  
lb-ft 311



### Popular Features

Ventilated front seats and heated 2nd-row seats
Blind-Spot View Monitor and Surround View Monitor
Memory driver seat and heated steering wheel
Power driver seat cushion extension and 4-way power lumbar support
Remote Smart Parking Assist
Parking Distance Warning – Forward & Reverse

### SANTA FE SEL Convenience Package

Hyundai Digital Key	12.3" digital instrument cluster display
Hands-free smart liftgate	Rear side-window sunshades
Dual automatic temperature control	Side mirrors with LED turn signal indicators and approach lights
Power-folding 2nd-row seats	Ultrasonic Rear Occupant Alert
Leather-wrapped steering wheel	Auto-dimming rearview mirror with HomeLink®

### SANTA FE SEL Premium Package

Panoramic sunroof	10.25" touchscreen navigation display
Leather-trimmed seating surfaces	Highway Driving Assist
8-way power front passenger seat	LED interior lighting and LED taillights
Harman Kardon® premium audio	Dynamic Voice Recognition

## SANTA FE Calligraphy

Smartstream 2.5L Turbo  
GDI/MPI 4-Cylinder Engine

hp 281  
lb-ft 311



### Popular Features

Dark chrome accent front grille
Quilted Nappa premium leather seating surfaces
Full-color Heads-up Display
Premium door trim and door sill plates
Eco-suede headliner
20" alloy wheels

### HTRAC All Wheel Drive Option

HTRAC All Wheel Drive	Downhill Brake Control
AWD Lock	Snow Mode

<sup>1</sup>Estimated gas+battery driving range based on combined city/highway MPG. <sup>2</sup>All-Electric Range based on a fully charged battery pack and 76 combined MPGe. <sup>3</sup>EPA estimates for comparison only. Actual mileage will vary based on options, driving conditions, driving habits and the vehicle's condition. <sup>4</sup>MPGe is the EPA-equivalent measure of gasoline fuel efficiency for electric mode operation. Use for comparison purposes only. Mileage may vary based on driving conditions, driving habits, the vehicle's condition, the age/condition of the lithium-ion polymer battery and other factors.

## SANTA FE Hybrid Blue

Smartstream 1.6L Turbo  
GDI 4-Cylinder Hybrid Engine

net hp 226  
range 602 miles<sup>1</sup>



### Popular Features

HTRAC All Wheel Drive
12.3" digital instrument cluster display
Hyundai Digital Key and wireless device charging
Hands-free power liftgate with auto open
Bluelink® Connected Car System
Blind-Spot Collision-Avoidance Assist

## SANTA FE Plug-in Hybrid SEL Convenience

Smartstream 1.6L Turbo  
GDI 4-Cylinder Hybrid Engine

net hp 261  
EV range 30 miles<sup>2</sup>



### Popular Features

HTRAC All Wheel Drive
12.3" digital instrument cluster display
Hyundai Digital Key and wireless device charging
Bluelink® Connected Car System
Blind-Spot Collision-Avoidance Assist
19" alloy wheels

Interior Dimensions	SANTA FE	HYBRID	PLUG-IN
Headroom – front (with sunroof)	41.2 (39.5) in	←	←
Headroom – 2nd row (with sunroof)	39.0 (37.8) in	←	←
Legroom – front/2nd row	44.1/41.7 in	44.1/40.8 in	44.1/39.5 in
Shoulder Room – front/2nd row	59.1/58.3 in	←	←

## SANTA FE Hybrid SEL Premium

Smartstream 1.6L Turbo  
GDI 4-Cylinder Hybrid Engine

net hp 226  
range 602 miles<sup>1</sup>



### Popular Features

Leather-trimmed seating surfaces
Harman Kardon® 12-speaker premium audio system
8-way power front passenger seat
10.25" touchscreen navigation display
Panoramic sunroof
Highway Driving Assist

## SANTA FE Plug-in Hybrid Limited

Smartstream 1.6L Turbo  
GDI 4-Cylinder Hybrid Engine

net hp 261  
EV range 30 miles<sup>2</sup>



### Popular Features

Ventilated front seats and heated 2nd-row seats
Blind-Spot View Monitor and Surround View Monitor
Memory driver seat and heated steering wheel
Leather-trimmed seating surfaces
Remote Smart Parking Assist
Rain-sensing windshield wipers

Interior Dimensions	SANTA FE	HYBRID	PLUG-IN
Passenger Volume	111.5 cu ft	110.2 cu ft	108.5 cu ft
Cargo Capacity – 2nd-row seats down	72.1 cu ft	←	←
Cargo Capacity – 2nd-row seats up	36.4 cu ft	←	←
Total Interior Volume	147.9 cu ft	146.6 cu ft	144.9 cu ft

## SANTA FE Hybrid Limited

Smartstream 1.6L Turbo  
GDI 4-Cylinder Hybrid Engine

net hp 226  
range 602 miles<sup>1</sup>



### Popular Features

Ventilated front seats and heated 2nd-row seats
Blind-Spot View Monitor and Surround View Monitor
Memory driver seat and heated steering wheel
Parking Distance Warning – Forward & Reverse
Remote Smart Parking Assist
Power-folding side mirrors

SANTA FE  
EPA Estimates (City/Highway/Combined)<sup>3</sup>

25/28/26 MPG | SE/SEL/XRT FWD 8-speed AT

22/25/24 MPG | SE/SEL/XRT AWD 8-speed AT

22/28/25 MPG | Limited/Calligraphy FWD 8-speed DCT

21/28/24 MPG | Limited/Calligraphy AWD 8-speed DCT

### SANTA FE Hybrid

EPA Estimates (City/Highway/Combined)<sup>3</sup>

36/31/34 MPG | Blue 6-speed AT

33/30/32 MPG | SEL Premium/Limited 6-speed AT

### SANTA FE Plug-in Hybrid

EPA Estimates (Combined)<sup>4</sup>

33 MPG / 76 MPGe | SEL Convenience/Limited 6-speed AT

Exterior Dimensions	SANTA FE	HYBRID	PLUG-IN
Wheelbase	108.9 in	←	←
Overall Length	188.4 in	←	←
Overall Width	74.8 in	←	←
Overall Height (without roof side rails)	67.3 (66.3) in	67.3 in	←



### SANTA FE / Hybrid / Plug-in Hybrid

Power & Handling	SE	SEL	XRT	Ltd	Calli	Blue	SEL P	Ltd	SELC	Ltd
191 hp/181 lb-ft, Smartstream 2.5L GDI/MPI 4-cylinder engine	●	●	●	-	-	-	-	-	-	-
281 hp/311 lb-ft, Smartstream 2.5L Turbo GDI/MPI 4-cylinder engine	-	-	-	●	●	-	-	-	-	-
226 net hp, 1.6L Turbo GDI 4-cylinder hybrid engine with 44.2 kW high-power density motor	-	-	-	-	-	●	●	●	-	-
261 net hp, 1.6L Turbo GDI 4-cylinder hybrid engine with 66.9 kW high-power density motor	-	-	-	-	-	-	-	-	●	●
Idle Stop & Go	●	●	●	●	●	-	-	-	-	-
8-speed automatic transmission with SHIFTRONIC®	●	●	●	-	-	-	-	-	-	-
8-speed Wet Dual Clutch Transmission (DCT) with SHIFTRONIC®	-	-	-	●	●	-	-	-	-	-
6-speed automatic transmission with SHIFTRONIC®	-	-	-	-	-	●	●	●	●	●
Shift-by-Wire push-button gear selection	●	●	●	●	●	●	●	●	●	●
HTRAC All Wheel Drive and Downhill Brake Control	○	○	○	○	○	●	●	●	●	●
Electronic Parking Brake with Automatic Vehicle Hold	●	●	●	●	●	●	●	●	●	●
Trailer Sway Control	●	●	●	●	●	●	●	●	●	●
Exterior Features	SE	SEL	XRT	Ltd	Calli	Blue	SEL P	Ltd	SELC	Ltd
Automatic headlights with High Beam Assist	●	●	●	●	●	●	●	●	●	●
LED Daytime Running Lights	●	●	●	●	●	●	●	●	●	●
LED headlights   LED taillights	● -	● ●	● -	● ●	● ●	● ●	● ●	● ●	● ●	● ●
Dark chrome accent front grille	-	-	-	-	●	-	-	-	-	-
XRT unique front and rear fascias	-	-	●	-	-	-	-	-	-	-
Acoustic-laminated front side windows	-	●	●	●	●	●	●	●	●	●
Side mirrors with LED turn signal indicators and approach lights	-	●	●	●	●	●	●	●	●	●
Power-folding side mirrors	-	-	-	●	●	-	-	●	-	●
Heated side mirrors and roof side rails	-	●	●	●	●	●	●	●	●	●
Power tilt-and-slide panoramic sunroof	-	●	-	●	●	-	●	●	-	●
Hands-free smart liftgate with auto open and adjustable height setting	-	●	●	●	●	●	●	●	●	●
Rain-sensing windshield wipers	-	-	-	●	●	-	-	●	-	●
Interior Features	SE	SEL	XRT	Ltd	Calli	Blue	SEL P	Ltd	SELC	Ltd
Proximity Key entry with push button start and key fob remote engine start	-	●	●	●	●	●	●	●	●	●
4.2" color LCD multi-information display	●	●	-	-	-	-	-	-	-	-
12.3" digital instrument cluster display with selectable viewing modes	-	●	●	●	●	●	●	●	●	●
8-way power driver seat with 2-way power lumbar support	-	●	●	-	-	●	●	-	●	-
8-way power driver seat with 4-way power lumbar support and cushion extension	-	-	-	●	●	-	-	●	-	●
8-way power front passenger seat	-	●	-	●	●	-	●	●	-	●


Interior Features	SE	SEL	XRT	Ltd	Calli	Blue	SEL P	Ltd	SELC	Ltd
Leather-trimmed seating surfaces	-	●	-	●	-	-	●	●	-	●
Quilted Nappa premium leather seating surfaces and eco-suede headliner	-	-	-	-	●	-	-	-	-	-
Heated front seats	-	●	●	●	●	●	●	●	●	●
Ventilated front seats and heated 2nd-row seats	-	-	-	●	●	-	-	●	-	●
Memory driver seat and heated steering wheel	-	-	-	●	●	-	-	●	-	●
Leather-wrapped steering wheel and power-folding 2nd-row seats	-	●	●	●	●	●	●	●	●	●
Premium door trim and ambient LED interior lighting	-	-	-	-	●	-	-	-	-	-
Dual automatic temperature control and rear side-window sunshades	-	●	●	●	●	●	●	●	●	●
Reclining 60/40 split fold-flat 2nd-row seats with center armrest	●	●	●	●	●	●	●	●	●	●
Power windows with auto-down/up (driver   passenger   2nd row)	● -	● ●	● -	● ●	● ●	● ●	● ●	● ●	● ●	● ●
Auto-dimming rearview mirror with HomeLink®	-	●	●	●	●	●	●	●	●	●
Smart Cruise Control with Stop & Go	●	●	●	●	●	●	●	●	●	●
Remote Smart Parking Assist	-	-	-	●	●	-	-	●	-	●
Advanced Safety	SE	SEL	XRT	Ltd	Calli	Blue	SEL P	Ltd	SELC	Ltd
Forward Collision-Avoidance Assist with Pedestrian, Cyclist and Junction-Turning Detection	●	●	●	●	●	●	●	●	●	●
Lane Keeping Assist and Lane Following Assist	●	●	●	●	●	●	●	●	●	●
Blind-Spot Collision-Avoidance Assist	●	●	●	●	●	●	●	●	●	●
Rear Cross-Traffic Collision-Avoidance Assist	●	●	●	●	●	●	●	●	●	●
Safe Exit Assist	●	●	●	●	●	●	●	●	●	●
Parking Distance Warning – Reverse	-	-	-	-	-	●	●	-	●	-
Parking Distance Warning – Forward & Reverse	-	-	-	●	●	-	-	-	●	-
Blind-Spot View Monitor and Surround View Monitor	-	-	-	●	●	-	-	-	●	-
Driver Attention Warning and Rear Occupant Alert	●	●	●	●	●	●	●	●	●	●
Audio & Connected Car Technology	SE	SEL	XRT	Ltd	Calli	Blue	SEL P	Ltd	SELC	Ltd
8" color touchscreen audio system	●	●	●	-	-	●	-	-	●	-
10.25" high-resolution color touchscreen navigation display	-	●	-	●	●	-	●	●	-	●
Harman Kardon® 12-speaker premium audio with QuantumLogic® Surround and Clari-Fi™ Music Restoration Technology	-	●	-	●	●	-	●	●	-	●
Android Auto™ and Apple CarPlay® (wireless   wired)	● -	● ●	● -	● ●	● ●	● ●	● ●	● ●	● ●	● ●
SiriusXM Satellite Radio and HD Radio™	-	●	●	●	●	●	●	●	●	●
Wireless device charging	-	●	●	●	●	●	●	●	●	●
Hyundai Digital Key	-	●	●	●	●	●	●	●	●	●
Bluelink Connected Car System (3 yrs complimentary)	-	●	●	●	●	●	●	●	●	●
Rear Seat Quiet Mode	●	●	●	●	●	●	●	●	●	●

● Standard ○ Optional – Not Available ● Late Availability ● Convenience Package ● Premium Package  
 Ltd=Limited Trim Calli=Calligraphy Trim SEL P=Hybrid SEL Premium Trim SEL C=Plug-in Hybrid SEL Convenience Trim




SANTA FE Calligraphy in Quartz White

### Interior Colors



### Exterior Colors







Hyundai Hope On Wheels®

Helping Kids Fight Cancer Since 1998



## Hope makes every Hyundai better.

Each time we sell a Hyundai, a portion goes to Hyundai Hope On Wheels® to help find a cure for childhood cancer. Over the last 23 years, Hyundai Hope On Wheels has donated more than \$185 million. Hope is our greatest feature. And it comes standard on every Hyundai. For more information, please visit [HyundaiHopeOnWheels.org](http://HyundaiHopeOnWheels.org).



## America's Best Warranty

POWERTRAIN LIMITED WARRANTY

**10** YEARS  
100,000 MILES

NEW VEHICLE LIMITED WARRANTY

**5** YEARS  
60,000 MILES

ANTI-PERFORATION WARRANTY

**7** YEARS  
UNLIMITED MILES

24/7 ROADSIDE ASSISTANCE

**5** YEARS  
UNLIMITED MILES

HYBRID/ELECTRIC SYSTEM COMPONENTS

**10** YEARS  
100,000 MILES



**Hyundai**  
Complimentary  
Maintenance

Complimentary maintenance includes Hyundai-approved oil and oil filter change (except for electric vehicles and fuel cell electric vehicles) plus tire rotation at normal factory-scheduled maintenance intervals for 3 years or 36,000 miles, whichever comes first. More frequent maintenance due to severe driving or conditions is excluded. Offer valid only for new 2020-2022 Hyundai models purchased or leased on or after February 1, 2020. See your Hyundai dealer for further details and limitations.



**Owner**  
Assurance

Our commitment to Hyundai owners does not end with the transfer of keys. Wherever the road takes you, we've got your back with Owner Assurance, an umbrella of services and benefits that includes America's Best Warranty, 24/7 Roadside Assistance, innovative safety and car care features...and more.

America's Best Warranty covers specific hybrid/electric vehicle-related components including high voltage battery, battery management system and traction motor. See Owner's Handbook & Warranty Information Booklet for details. See dealer for LIMITED WARRANTY details. Fuel economy estimated by EPA for comparison only. Mileage may vary. While the information contained in this brochure was correct at the time of printing, specifications and equipment can change. Feature comparisons based on competitor information available at the time of printing. No warranty or guarantee is being extended in this brochure, and Hyundai reserves the right to change product specifications and equipment at any time without incurring obligations. Some vehicles are shown with optional equipment. Specifications apply to U.S. vehicles only. Please contact your Hyundai dealer for current vehicle specifications. As part of Hyundai's commitment to a responsible environment, this brochure was printed using paper certified by the Forest Stewardship Council®. FSC® certification helps ensure that the highest social and environmental standards are met in the making of the paper we use, contributing to conservation, responsible management and community-level benefits for people near the forests.



©2021 HYUNDAI NP020S2022