

RANGE ROVER



ABOVE & BEYOND



ENTER
scroll or swipe to interact



BY APPOINTMENT TO
HER MAJESTY THE QUEEN
MANUFACTURERS OF
MOTOR VEHICLES
JAGUAR LAND ROVER LIMITED
COVENTRY



BY APPOINTMENT TO
HRH THE DUKE OF EDINBURGH
MANUFACTURERS OF
MOTOR VEHICLES
JAGUAR LAND ROVER LIMITED
COVENTRY

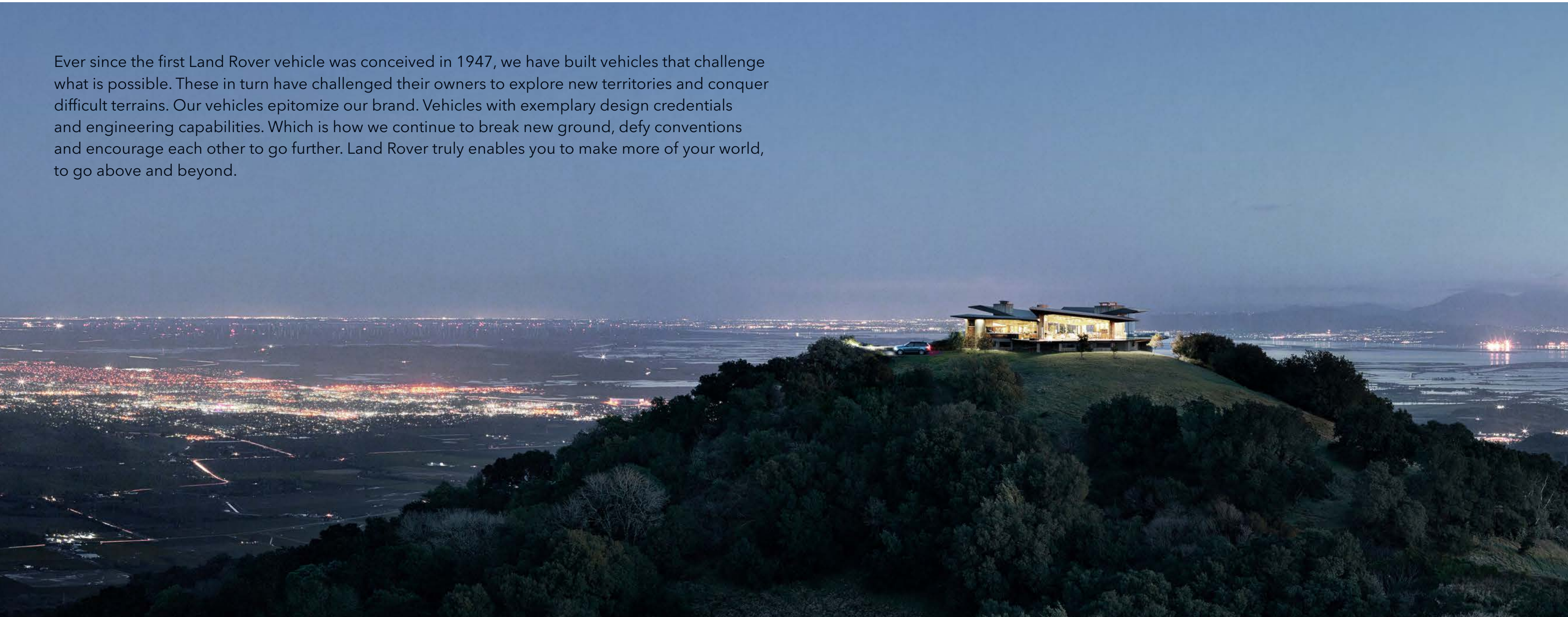


BY APPOINTMENT TO
HRH THE PRINCE OF WALES
MANUFACTURERS OF
MOTOR VEHICLES
JAGUAR LAND ROVER LIMITED
COVENTRY



ABOVE & BEYOND

Ever since the first Land Rover vehicle was conceived in 1947, we have built vehicles that challenge what is possible. These in turn have challenged their owners to explore new territories and conquer difficult terrains. Our vehicles epitomize our brand. Vehicles with exemplary design credentials and engineering capabilities. Which is how we continue to break new ground, defy conventions and encourage each other to go further. Land Rover truly enables you to make more of your world, to go above and beyond.



DESIGN

PERFORMANCE

CAPABILITY


TECHNOLOGY

DRIVER ASSISTANCE

VERSATILITY

PERSONALIZATION

RANGE ROVER

 BUILD YOUR OWN

Reflecting its unrivaled heritage, the Range Rover takes design, comfort and craftsmanship to extraordinary new heights. As striking on the outside as it is refined within, its performance and capability are peerless. Exemplary levels of comfort and technology bring you a heightened sense of effortless sophistication and a truly first-class travel experience.

The exterior color Portofino Blue on the Land Rover vehicle shown may not be accurately reproduced in this brochure. Please visit your local Land Rover Retailer to view the color on an actual Land Rover vehicle and/or paint panel.



DESIGN

PERFORMANCE

CAPABILITY

TECHNOLOGY

DRIVER ASSISTANCE

VERSATILITY

PERSONALIZATION

RANGE ROVER WESTMINSTER

Range Rover Westminster is a pure expression of design, engineering and craft. It delivers exemplary levels of sophistication and capability.



Vehicles shown are from the Land Rover global range. Specifications, options and availability will vary between markets and should be verified with your nearest Land Rover Retailer.

The exterior color Portofino Blue on the Land Rover vehicle shown may not be accurately reproduced in this brochure. Please visit your local Land Rover Retailer to view the color on an actual Land Rover vehicle and/or paint panel.

Vehicle shown: Range Rover Westminster Edition in Portofino Blue with optional features fitted.



DESIGN

PERFORMANCE

CAPABILITY

TECHNOLOGY

DRIVER ASSISTANCE

VERSATILITY

PERSONALIZATION

EXTERIOR

With its floating roof, continuous waistline and lower accents, the silhouette of the Range Rover is recognized around the world. Those commanding looks have been given an even more contemporary profile. The front grille signals take on a more prominent appearance, while the clamshell hood, formed of a single sheet of aluminum, is now smoother and longer to augment the vehicle's more formal, upright profile.



Vehicle shown: Range Rover Autobiography in Byron Blue with optional equipment.



DESIGN

PERFORMANCE

CAPABILITY


TECHNOLOGY

DRIVER ASSISTANCE

VERSATILITY

PERSONALIZATION

The front bumper - including vent finishers, side vent graphics, side accent graphics and integrated exhausts - helps advance the vehicle's effortless design. A choice of Atlas or Satin body-colored side graphics, optional design packs and new wheel designs add further appeal, while rear LED lights reinforce the vehicle's distinctive features.



DESIGN

PERFORMANCE

CAPABILITY

TECHNOLOGY

DRIVER ASSISTANCE

VERSATILITY

PERSONALIZATION

INTERIOR

Sumptuously designed, the Range Rover interior is a tranquil haven. Effortlessly comfortable, superbly appointed and finished with a discerning eye for the details, every facet of the interior has been designed and engineered to deliver exceptional comfort for all occupants.

Actual seats have new cushions and interlayers with softer, looser leather to optimize these features. Please refer to your Land Rover Retailer for more information.

Interior shown: Range Rover Autobiography in Navy/Ivory with optional equipment.



DESIGN

PERFORMANCE

CAPABILITY

TECHNOLOGY

DRIVER ASSISTANCE

VERSATILITY

PERSONALIZATION



DESIGN

PERFORMANCE

CAPABILITY

TECHNOLOGY

DRIVER ASSISTANCE

VERSATILITY

PERSONALIZATION


Thanks to the unique Command Driving Position of the Range Rover, the driver continues to enjoy an enhanced view of the road ahead, but now does so in even greater comfort than before. Cossetted in premium materials such as Semi-Aniline leather¹, wider seats and deeper cushioning with soft foam interlayers help create the most luxurious environment. Combined with enhanced seat functionality, including the optional upper seat shoulder support and 'hot stone' massage¹, along with intuitive controls using the door-mounted seat control switches, the interior of the Range Rover is the ultimate in refinement.

Seamlessly integrated technologies built around the Touch Pro Duo Touchscreens* and Interactive Driver Display embody our design ethos; cleaner, crisper lines and fewer dials - delivering an uncluttered console that doesn't distract the driver. Veneers and luxury finishers amplify the vehicle's refined design cues, while enhanced Configurable Ambient Lighting with a choice of 10 colors adds greatly to the overall sense of calm. Additional integrated storage solutions including a center console deep storage compartment, and other optional features including the front center console refrigerator compartment confirm a purity of craft everywhere you look and touch, standard on Westminster.

No matter how far you travel in a Range Rover, you'll always arrive as refreshed as when you set out. It's not where you go, it's how you get there.

*Driving while distracted can result in loss of vehicle control. Do not operate, adjust or view the navigation or multimedia systems under conditions that will affect your safety or the safety of others. Only use mobile phones and other devices, even with voice commands, when it is safe to do so.

¹Model dependent.



DESIGN

PERFORMANCE

CAPABILITY

TECHNOLOGY

DRIVER ASSISTANCE

VERSATILITY

PERSONALIZATION


Everyone who travels in a Range Rover vehicle does so in the utmost comfort and style. Refinement is everywhere you look and in everything you touch; nothing exemplifies this better than the rear Executive Class seating, standard on Autobiography.

As with the front, the rear also features wider seats with deeper cushioning. The rear Executive Class seats take this to another level. When lowered, a power deployable center console with premium veneer finishers and clever storage solutions integrates seamlessly with the two outer passenger seats, creating a luxury four-seat environment. And at the touch of a button, Extreme Passenger Seat Away will adjust the front passenger seat forward to maximize the rear passenger's space and forward visibility, while the extended recline and integrated side cushions mean the passenger can adjust their seat into their optimum position.

Optional Executive Class Comfort¹ features, including adjustable bolsters, upper seat shoulder support, headrest pillows and 'hot stone' massage¹, further enhance the rear passenger's trip. While additional Executive Class Comfort Plus¹ features, such as heated armrests, heated calf rest, and a footrest with a dedicated area to warm your feet create a truly luxurious environment.

¹Model dependent.

Interior shown: Range Rover Autobiography Long Wheelbase in Ebony/Vintage Tan with optional equipment.



When you require increased versatility, simply retract the power deployable center console to reveal a center seat for a third occupant. Or for the first time, fold your rear Executive Class seats forward to maximize your cargo space: you can do so even when you're not in the vehicle using the Remote Intelligent Seat Fold Application.

Other available features include Rear Seat Entertainment with 10" Touchscreens, Connect Pro connectivity with 4G Wi-Fi*, and Comfort Controller Remote app for greater control of features such as seat massage, heating and cooling, and personal climate settings. Enhanced Task Lighting is provided as standard and comes with user-selectable modes, including a bright light and a warm light setting for a more relaxed environment, making the Range Rover the perfect partner for your journey.



REAR EXECUTIVE CLASS SEATING WITH POWER DEPLOYABLE CENTER CONSOLE STORED.



REAR EXECUTIVE CLASS SEATING WITH POWER DEPLOYABLE CENTER CONSOLE DEPLOYED.

*The Wi-Fi Hotspot is intended for passenger use only. InControl features may require an additional subscription with separate terms and conditions.



THE RANGE ROVER LONG WHEELBASE

[BUILD YOUR OWN](#)

The Range Rover Long Wheelbase is instantly recognizable, superbly engineered and beautifully appointed. Featuring a sliding panoramic roof as standard, this body style is characterized by a distinctive 'L' badge mounted behind each front wheel arch. The exterior is extended by 7.8 inches to facilitate an even more luxurious environment inside. The definitive luxury SUV, the Range Rover Long Wheelbase has an additional 7.5 inches of interior floorspace for even more passenger legroom and comfort.

Standard features include an added deep center storage compartment at the rear of the front center console, electric rear side window sunblinds, Configurable Ambient Lighting and illuminated treadplates. With optional features such as Cabin Air Ionization with PM2.5 filter, which ionizes particles in the air, making them attract to surfaces thus helping cleanse the air, and Four-zone Climate Control, enabling personalized temperature control through an additional climate unit, passengers in the Range Rover Long Wheelbase can create their own tranquil haven.



Vehicle shown: Range Rover Autobiography Long Wheelbase in Aruba with optional equipment.



DESIGN

PERFORMANCE

CAPABILITY

TECHNOLOGY

DRIVER ASSISTANCE

VERSATILITY

PERSONALIZATION

Select the rear Executive Class Comfort Plus seats and not only do you get all the luxury features of the Standard Wheelbase, including Extreme Passenger Seat Away, heated armrests and 'hot stone' massage, you also get an additional heated calf rest - one for each side behind both driver and passenger.

And as with every Range Rover, the superbly crafted space is accompanied by the discerning use of the finest materials. In the Range Rover Long Wheelbase, every last detail combines to deliver the highest levels of luxury and refinement.

Actual seats have new cushions and interlayers with softer, looser leather to optimize these features. Please refer to your authorized Land Rover Retailer for more information.

 BUILD YOUR OWN



PERFORMANCE

ENGINES AND TRANSMISSION

All engines are equipped with Stop/Start technology and smart regenerative solutions to capture wasted kinetic energy when the vehicle is decelerating to reduce fuel consumption, especially during urban driving. Ingenium technology underpins the 6-cylinder gas engines in the range. These low-friction, all-aluminum engines have stiff cylinder blocks and twin balancer shafts to ensure inherently low levels of vibration, enabling a smooth and refined driving experience.

8-SPEED AUTOMATIC TRANSMISSION

All engines in Range Rover are coupled with an 8-speed Automatic Transmission. With eight closely spaced ratios, the transmission ensures that you are always in the optimum gear, improving fuel efficiency and acceleration. Gear changes are almost imperceptible and shift schedules intelligently adapt to your driving style.



DESIGN

PERFORMANCE

CAPABILITY

TECHNOLOGY

DRIVER ASSISTANCE

VERSATILITY

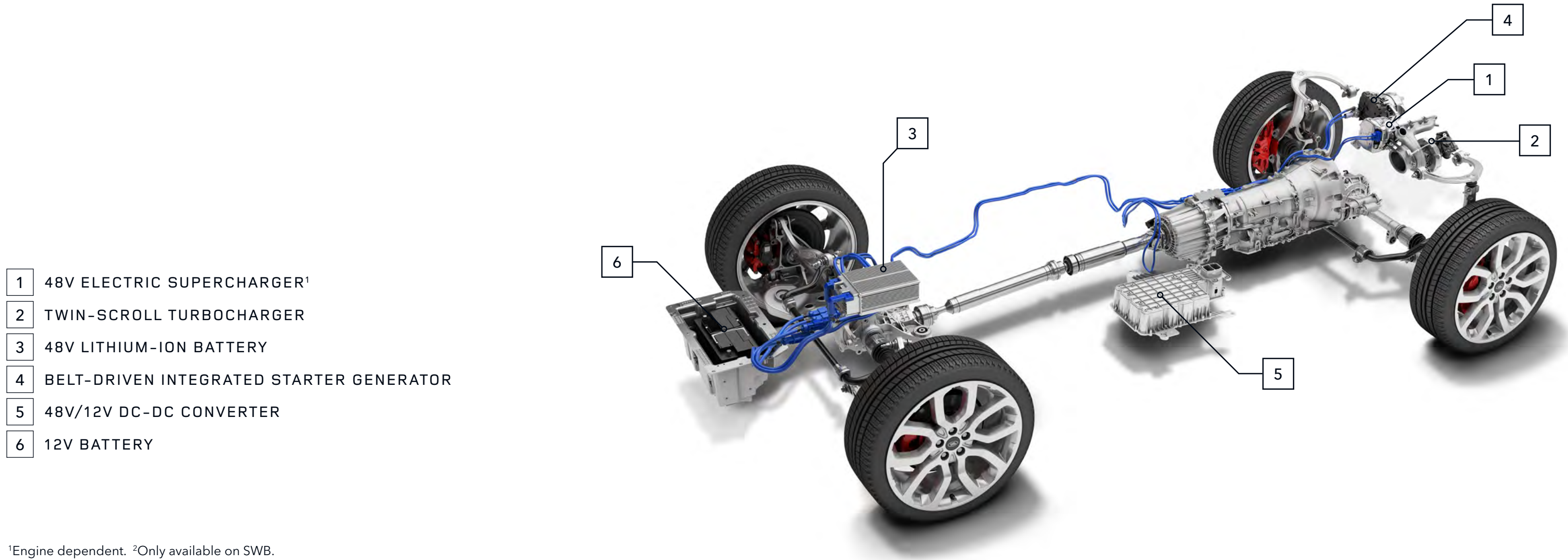
PERSONALIZATION

MILD HYBRID ELECTRIC VEHICLE

Land Rover is at the forefront of sustainable innovation. Taking our vehicles into a smarter and more exciting future, Mild Hybrid Electric Vehicle (MHEV) technology is a system that uses a belt-driven starter generator and state-of-the-art 48V battery. These harvest energy that would normally be lost during deceleration, which is then intelligently redeployed.

The stored electricity can be used by the starter generator to provide torque assistance to the engine directly, or to power the electric Supercharger to boost performance before the conventional Turbocharger reaches its maximum output, giving seamless throttle response. This system helps improve fuel economy and boosts the vehicle's performance.

The MHEV technology is standard with P360² and P400 engines².



- 1 48V ELECTRIC SUPERCHARGER¹
- 2 TWIN-SCROLL TURBOCHARGER
- 3 48V LITHIUM-ION BATTERY
- 4 BELT-DRIVEN INTEGRATED STARTER GENERATOR
- 5 48V/12V DC-DC CONVERTER
- 6 12V BATTERY

¹Engine dependent. ²Only available on SWB.

LEGENDARY BREADTH OF CAPABILITY

The Range Rover continues to offer outstanding capability on and off-road, with permanent All Wheel Drive (AWD), twin-speed transfer box, Adaptive Dynamics and electronic center differential as standard. While the Land Rover revolutionary Terrain Response® system means this capability can be harnessed by all drivers, expert and inexperienced alike. This extraordinary capability can be extended to suit individual requirements with a range of additional, optional all-terrain technologies*.

*These systems are not a substitute for driving safely with due care and attention and will not function under all circumstances, speeds, weather and road conditions etc. Driver should not assume that these features will correct errors of judgment in driving. Please consult the owner's manual or your local authorized Land Rover Retailer for more details.



DESIGN

PERFORMANCE

CAPABILITY

TECHNOLOGY

DRIVER ASSISTANCE

VERSATILITY

PERSONALIZATION

ELECTRONIC AIR SUSPENSION

A sure-footed, composed drive is completed by the latest Electronic Air Suspension, which provides exceptional wheel articulation and poise. It changes the vehicle's height quickly, allowing cross linking of the diagonal wheels to help keep all four wheels on the ground on very uneven surfaces. Added to which, it makes loading heavy objects into the cargo area easier, as you can lower the vehicle's rear suspension height by up to 1.9 inches to suit your needs. These functions can be operated via the 10" Touchscreen, a button in the cargo space area, or remotely using the key fob.

The Range Rover has a choice of ride height settings to assist the driver and passengers of the vehicle at different stages of their journey or across various terrains; from an access height of 1.9 inches below normal ride height, to an extended height of up to 2.9 inches, with a further extended ride height up to an additional 3.1 inches in more extreme off-road conditions.

The Speed Lowering system uses the Electronic Air Suspension to reduce aerodynamic drag and fuel consumption at cruising speeds, by lowering the vehicle by over a half an inch from normal ride height when the speed reaches 65 mph*.

TWIN-SPEED TRANSFER BOX WITH ELECTRONIC CENTER DIFFERENTIAL

An additional set of lower gears can prove invaluable in challenging conditions such as steep inclines or declines, off-road driving or when towing. The two-speed transfer box system gives you precise speed and control in such instances. The heart of the two-speed system is the electronic center differential, that offers a 50:50 torque split between front and rear axles with the ability to pre-emptively lock the axles before slip commences.

TERRAIN RESPONSE®

When you manually select the Land Rover unique standard Terrain Response®¹ system, it sets the vehicle up optimally to match the demands of the terrain, by adapting the responses of the vehicle's engine, gearbox, differentials and chassis systems. There are seven manual Terrain Response settings: Comfort, Dynamic, Eco, Grass, Gravel, Snow, Mud and Ruts, Sand, and Rock Crawl**.

TERRAIN RESPONSE® 2

Our unique Terrain Response® 2² system is an option designed to monitor driving conditions, and automatically optimize driveability and traction by adapting the responses of the vehicle's engine, gearbox, center differential and chassis systems to match the demands of the terrain. You can manually override the system should you wish**.



*Always follow local speed limits. **These systems are not a substitute for driving safely with due care and attention and will not function under all circumstances, speeds, weather and road conditions etc. Driver should not assume that these features will correct errors of judgment in driving. Please consult the owner's manual or your local authorized Land Rover Retailer for more details.

¹Model dependent. ²Optional feature. Requires fitment of an additional feature.



DESIGN

PERFORMANCE

CAPABILITY

TECHNOLOGY

DRIVER ASSISTANCE

VERSATILITY

PERSONALIZATION

ACTIVE LOCKING REAR DIFFERENTIAL*

The Active Locking Rear Differential¹ is designed to ensure the greatest level of traction in various weather conditions, both on and off road. The permanent All Wheel Drive (AWD) and Electronic Traction Control (ETC), both fitted as standard, distribute torque to both the front and the rear wheels, and by braking the wheels independently, improve traction respectively. The addition of the Active Locking Rear Differential delivers the ultimate combination to improve traction through limiting slip across the rear wheels.

A second multi-plate wet clutch between the rear wheels can lock almost instantly to provide full engine output torque to both wheels. This can be especially useful to deliver effortless capability in low-grip conditions, such as wet grass or during wheel articulation off road. It also provides enhanced traction when exiting a corner, as when the inside wheel becomes unloaded due to weight transfer, the Active Locking Rear Differential increases the torque to the outside wheel.

DYNAMIC RESPONSE*

Dynamic Response¹ improves vehicle handling through hydraulic roll control, optimizing on-road performance and passenger comfort by reducing the amount of body lean during cornering. By controlling the front and rear axles independently, it can deliver increased low-speed agility, along with enhanced high-speed stability and greater steering precision.

ADAPTIVE DYNAMICS*

Adaptive Dynamics makes the miles go by virtually unnoticed. The system monitors vehicle movements up to 500 times a second, reacting to driver or road inputs almost instantaneously to give greater control and minimize body movement, helping to ensure a composed, flat ride. The system even senses off-road conditions, and optimizes damping accordingly so driver and passengers arrive at their destination refreshed and relaxed.

*These systems are not a substitute for driving safely with due care and attention and will not function under all circumstances, speeds, weather and road conditions etc. Driver should not assume that these features will correct errors of judgment in driving. Please consult the owner's manual or your local authorized Land Rover Retailer for more details.

¹Engine dependent.



DESIGN

PERFORMANCE

CAPABILITY

TECHNOLOGY

DRIVER ASSISTANCE

VERSATILITY

PERSONALIZATION

ALL TERRAIN PROGRESS CONTROL

All Terrain Progress Control (ATPC)¹ is an optional system that helps you to set and maintain a steady speed in challenging conditions such as slippery surfaces, including mud, wet grass, snow and dirt roads. Operating like a cruise control system, it functions at low speeds between 1 mph and 18 mph, enabling you to maintain full concentration on steering and finding a path through obstacles*.

LOW TRACTION LAUNCH

Providing you with improved torque control when you move off from a standstill, Low Traction Launch can be activated from the Touchscreen and enhances capability in slippery conditions like wet grass and snow*.

HILL DESCENT CONTROL

The Land Rover patented Hill Descent Control (HDC®) is a standard feature. It assists the driver with controlled descents of difficult slopes. It does so by maintaining a constant speed and applying braking separately to each wheel*.

WADE SENSING**

Unique to Land Rover, this optional system uses ultrasonic sensors in the side mirrors to visually and audibly alert the driver if the water approaches the vehicle's wading² depth of up to 35.4 inches. It does so by providing real-time pictorial information via the Touchscreen about its depth in relation to the vehicle and its maximum wading capability. Only available with 360° Surround Camera.

*These systems are not a substitute for driving safely with due care and attention and will not function under all circumstances, speeds, weather and road conditions etc. Driver should not assume that these features will correct errors of judgment in driving. Please consult the owner's manual or your local authorized Land Rover Retailer for more details. **Driving in floodwaters or moving water should be avoided. Driving through water can be extremely dangerous. The Wade Sensing feature only detects depth of water the vehicle is in at the present time and not of water ahead or around the vehicle. Therefore, Wade Sensing cannot predict whether it is safe to proceed and cannot detect steep drops in grade around the vehicle. The driver is responsible for determining the conditions of the route being driven.

¹Optional feature. Requires fitment of an additional feature. ²Wading is only available when engine is engaged.



TECHNOLOGY

Delivering a wealth of information and entertainment, every Range Rover is equipped with our Land Rover InControl® infotainment system, Touch Pro Duo. It features intuitive and advanced integrated technologies to ensure everyone can make the most of their trip*.

*Do not use Land Rover InControl® features under conditions that will affect your safety or the safety of others. Driving while distracted can result in loss of vehicle control.

Interior shown: Range Rover Autobiography in Navy/Ivory with optional equipment.



DESIGN

PERFORMANCE

CAPABILITY

TECHNOLOGY

DRIVER ASSISTANCE

VERSATILITY

PERSONALIZATION



HEAD-UP DISPLAY

To reduce distraction or the need for you to take your eyes off the road, Head-up Display is an option that presents key vehicle data such as your speed, gear position and navigation directions on the windshield. It features crystal-clear, full-color graphics in high resolution, enabling you to see all driver inputs and information with ease, including phone/call status. The feature can be turned on and off dependent on driver preference*.

INTERACTIVE DRIVER DISPLAY**

The 12.3" high-definition Interactive Driver Display can receive and project a vast amount of driving information, entertainment and data including navigation, phone and media. Its high resolution ensures the utmost clarity, and its refined processing engine delivers smooth-moving, pin-sharp graphics. Features can be accessed on either the Interactive Driver Display or the Touch Pro Duo Touchscreens.

*These systems are not a substitute for driving safely with due care and attention and will not function under all circumstances, speeds, weather and road conditions etc. Driver should not assume that these features will correct errors of judgment in driving. Please consult the owner's manual or your local authorized Land Rover Retailer for more details. **Do not use Land Rover InControl® features under conditions that will affect your safety or the safety of others. Driving while distracted can result in loss of vehicle control.



DESIGN

PERFORMANCE

CAPABILITY

TECHNOLOGY

DRIVER ASSISTANCE

VERSATILITY

PERSONALIZATION

TOUCH PRO DUO

The standard 10" dual high-definition Touchscreens allow the user to view required information while simultaneously being able to interact with additional features, for increased flexibility and efficiency of use. For instance, you can use the navigation system in the upper screen while playing media on the lower screen*. Direct access to cabin and seat temperature controls are also available via the multi-function Dynamic Dials. For a truly elegant and streamlined appearance, the steering wheel also has hidden-until-lit, touch-sensitive switches as standard. One of these switches is programmable, so that it can be personalized to your preferences to accomplish a host of functions.



*Do not use Land Rover InControl® features under conditions that will affect your safety or the safety of others. Driving while distracted can result in loss of vehicle control.



DESIGN

PERFORMANCE

CAPABILITY

TECHNOLOGY

DRIVER ASSISTANCE

VERSATILITY

PERSONALIZATION

REAR SEAT ENTERTAINMENT

The optional Rear Seat Entertainment* system provides two 10" high-definition, seat-mounted articulating Touchscreens. It includes 'Trip Status', a navigation summary screen which displays a pop-up for the rear occupant, detailing the time and distance to destination. The system comes with a pair of WhiteFire® digital wireless headphones and HDMI, Mobile High-definition Link (MHL), CD/DVD player and USB connections.

*Optional feature, model dependent. Requires fitment of an additional feature.



DESIGN

PERFORMANCE

CAPABILITY

TECHNOLOGY

DRIVER ASSISTANCE

VERSATILITY


PERSONALIZATION

CONNECTIVITY

Land Rover InControl® is a suite of standard features that connects you to your vehicle and links you seamlessly with the outside world. With a selection of apps, even when you're away from your vehicle some of the InControl features stay with you, making sure the Land Rover experience is more enjoyable than ever*.

*Do not use Land Rover InControl® features under conditions that will affect your safety or the safety of others. Driving while distracted can result in loss of vehicle control.

InControl features, options, third party services and their availability remain market dependent - check with your Land Rover Retailer for local market availability and full terms. Mobile network connectivity cannot be guaranteed in all locations. Information and images displayed in relation to the InControl technology, including screens or sequences, are subject to software updates, version control and other system/visual changes depending on options selected. The Remote App will need to be downloaded from the Apple App Store/ Google Play Store.





STANDARD FEATURES

PROTECT

Land Rover Optimized Assistance - If you break down, you can make a direct call to the Land Rover Assistance team by pressing the button on the overhead console, or from the Assistance screen within the Remote smartphone app.

SOS Emergency Call - In cases where the airbags deploy, SOS Emergency Call will automatically connect you to the emergency response team, who will notify the emergency services to your location.

Journey Tracking - This opt-in feature can automatically record your trip history, including your route and mileage statistics. This information can be exported by email to use for expense reporting and can be imported to a spreadsheet.

Vehicle Status Check - Use your smartphone to remotely check current fuel level range, and status of door and window position and locks. See the last parked location of the vehicle and find your way back to it with on-foot directions.

VOICE RECOGNITION SYSTEM

So you can complete tasks without taking your eyes off the road, the Range Rover offers intelligent voice recognition*.

NAVIGATION PRO

Navigation Pro* allows you to save your favorite places, use pinch-and-zoom gestures for simple map exploration, and can display a choice of either 2D or 3D crystal-clear map graphics. Navigation Pro functionality is further enhanced by the Connect Pro.

*Do not use Land Rover InControl® features under conditions that will affect your safety or the safety of others. Driving while distracted can result in loss of vehicle control.



DESIGN

PERFORMANCE

CAPABILITY

TECHNOLOGY

DRIVER ASSISTANCE

VERSATILITY

PERSONALIZATION



STANDARD FEATURES

CONNECT PRO

Connect Pro*¹ consists of Remote Premium and Pro Services with 4G Wi-Fi Hotspot**, and is designed to enhance your in-car and out-of-car experience, ensuring you and your passengers enjoy the journey while remaining connected to the world.

Pro Services include:

- **Real Time Traffic Information***
- **Online Search***
- **Planning Routes and Door-to-Door Routing***
- **Share ETA**
- **Satellite View**
- **Fuel Prices**
- **Commute Mode**
- **Parking Service**
- **Online Routing**
- **Safety Cameras**
- **Online Media**

REMOTE PREMIUM

Remote Premium¹ provides information on your vehicle and enables you to interact with it remotely. Compatible with most smartphones, Android Wear™ or Apple Watch®, this service includes:

- **Remote Lock/Unlock**
- **Remote Climate**
- **Beep/Flash**

*Do not use Land Rover InControl® features under conditions that will affect your safety or the safety of others. Driving while distracted can result in loss of vehicle control. **The Wi-Fi Hotspot is intended for passenger use only. InControl features may require an additional subscription with separate terms and conditions.

¹Online functionality and Wi-Fi connectivity is dependent on the installation of a micro SIM with suitable data contract. 4G Wi-Fi Hotspot and Pro Services contain subscription services that can be extended after the initial term advised by your Land Rover Retailer.

STANDARD FEATURES

SMARTPHONE PACK*

By screen sharing with Range Rover's InControl infotainment system, the Smartphone Pack helps you stay safely connected to your smartphone even while in the car.

Applications include:

- **Android Auto™**** was designed with safety in mind.

With a simple and intuitive interface, it is designed to minimize distraction so that you can stay focused on the road. Simply connect your Android smartphone via a USB and control compatible apps on the in-car Touchscreen.

- **Apple CarPlay®**** is also designed for increased safety, enabling the use of apps while allowing the driver to concentrate on the road ahead. Connect your Apple smartphone to your car to use compatible apps such as maps, messages and music through the Touchscreen.

*Do not use Land Rover InControl® features under conditions that will affect your safety or the safety of others. Driving while distracted can result in loss of vehicle control. **Driving while distracted can result in loss of vehicle control. Do not operate, adjust or view the navigation or multimedia systems under conditions that will affect your safety or the safety of others. The Apple CarPlay and Android Auto user interfaces are products of Apple or Google and their terms and privacy statements apply. The interfaces require compatible iPhone or Android smartphone and message and data usage rates apply. Apple CarPlay is a registered trademark of Apple Inc. Android and Android Auto are trademarks of Google Inc.



DESIGN

PERFORMANCE

CAPABILITY

TECHNOLOGY

DRIVER ASSISTANCE

VERSATILITY

PERSONALIZATION

HOW DOES MUSIC MAKE YOU FEEL?

Music has the power to change your mood, evoke memories and affect your wellbeing. It can give you tingles or make you cry. It's why music and cars go so well together. Sitting behind the wheel, listening to your favorite artist, band or composer. It's your space. Your world.

But what if you could do more than simply listen to the music? What if you could feel it, experience it, immerse yourself in it? What if you could make more of a connection with the music and enjoy a greater sense of acoustic involvement in your Range Rover?

British-based Meridian™ Audio* are all about the musical experience - the very sense of being there. Their award-winning, precision-engineered audio systems are built on a lifetime of research into psychoacoustics (the science of how the human brain perceives sound) to deliver a performance that is so true to life, you feel every beat, every breath.



*Meridian™ is a registered trademark of Meridian Audio Ltd. Trifield™ and the three fields device is a trademark of Trifield Productions Ltd. Features and their availability may differ by vehicle specification and market.

The exterior color Portofino Blue on the Land Rover vehicle shown may not be accurately reproduced in this brochure. Please visit your local Land Rover Retailer to view the color on an actual Land Rover vehicle and/or paint panel.



DESIGN

PERFORMANCE

CAPABILITY

TECHNOLOGY

DRIVER ASSISTANCE

VERSATILITY

PERSONALIZATION

FEEL THE MUSIC WITH MERIDIAN™

Meridian's approach to in-car audio is all about managing the sound stage; intensifying the levels of depth, clarity and realism of the music, by using a combination of advanced acoustic technology and strategically positioned speakers.

Wherever you sit in the vehicle, you'll get the same concert quality sound. Each strike of the piano, every guitar pick, horn blast, chorus and melody reveals itself with precision and texture, just as the artist intended. It's intimate, dramatic and very atmospheric - whether you're off road or stuck in rush hour traffic.

¹Model dependent. ²Requires fitment of additional feature.

Visuals aim to represent the perceived placement of the musicians based on an occupant seated on the right side of the vehicle.

EXPLORE MERIDIAN



12 SPEAKERS 1 SUBWOOFER 380W AMPLIFIER POWER

1. MERIDIAN™ SOUND SYSTEM¹

Brings detail exceptional definition, crystal-clear highs and clarity to everyone in this classic audiophile soundstage. Through the careful with strategically arranged speakers and nearest your seat, you'll enjoy a dual-channel subwoofer to deliver a full, sophisticated sound.



18 SPEAKERS 1 SUBWOOFER 825W AMPLIFIER POWER

2. MERIDIAN™ SURROUND SOUND SYSTEM¹

Enjoy an engaging, authentic concert hall experience as you're passengers are enveloped in the fullness and clarity open, spacious performance through a set of side, front and rear speakers. And it's all seamlessly integrated using Trifield™ technology.



28 SPEAKERS 1 SUBWOOFER 1700W AMPLIFIER POWER

3. MERIDIAN™ SIGNATURE SOUND SYSTEM^{1,2}

Feel and appreciate music in a new dimension, with additional speakers carefully positioned around the cabin and using Meridian's Trifield™ 3D technology to create a truly unique 'live' sound experience.



DESIGN

PERFORMANCE

CAPABILITY

TECHNOLOGY

DRIVER ASSISTANCE

VERSATILITY

PERSONALIZATION

MAKING DRIVING EASIER

From negotiating city traffic or the highway, to providing additional assistance for you and your passengers, there's a wealth of innovative technologies available; either as standard, optional or as part of an optional pack. Whichever you choose, you'll find every single feature has been designed and engineered to heighten your enjoyment of the vehicle.

STANDARD DRIVE FEATURES

Cruise Control and Speed Limiter* makes long distance driving easier. Both features help to maintain the speed of the vehicle, reducing the need to continually use the accelerator pedal.

Emergency Braking*† can detect an imminent forward collision with other vehicles or pedestrians and can assist to mitigate the potential for a collision. It displays a warning in the event of an imminent collision, and automatically applies the brakes if no action is taken.

Lane Departure Warning* can help make long journeys easier. The system senses when your vehicle is unintentionally drifting out of your lane, and notifies you with a visual alert and a gentle vibration of the steering wheel.

Lane Keep Assist* detects when your vehicle is unintentionally drifting out of lane and will apply a corrective torque to the steering wheel to encourage you to guide your vehicle back.

OPTIONAL DRIVE FEATURES

Adaptive Cruise Control^{1*} works when you're cruising on the highway or traveling in slow-moving traffic. It is designed to keep your vehicle a set distance from the one in front, should it slow or stop. Should the vehicle in front stop completely, your vehicle is designed to come to a smooth stop*. In stop-start traffic, Adaptive Cruise Control will automatically resume following the car in front. The system can be activated from 12 mph and once activated will operate up to highway speeds*.

High-speed Emergency Braking^{1*} is designed to detect when a potential frontal collision with another vehicle may occur, and displays a forward alert to warn the driver to brake. If the driver doesn't react†, the vehicle will deploy the brakes in order to reduce the severity of the possible impact. High-speed Emergency Braking is ready and active from 6 mph to 99 mph**.



Lane Departure Warning



Adaptive Cruise Control

*These systems are not a substitute for driving safely with due care and attention and will not function under all circumstances, speeds, weather and road conditions etc. Driver should not assume that these features will correct errors of judgment in driving. Please consult the owner's manual or your local authorized Land Rover Retailer for more details. **Always follow local speed limits. †Please note that if any action is taken, even minimal steering, the Emergency Braking system will assume the driver resumed control of the vehicle and the system will automatically disengage.

¹Optional feature. Requires fitment of an additional feature.

DRIVE PACKS

OPTIONAL DRIVE PACK

The optional Drive Pack offers a range of features that help keep you informed. The Drive Pack includes:

Driver Condition Monitor is designed to detect if you're starting to feel drowsy and to give you an early warning when you need to take a break*.

Blind Spot Monitor is designed to alert you to vehicles in, or quickly approaching your blind spot. When a vehicle is detected, a small warning light will illuminate in the corresponding side mirror. If you apply the turn signal in the direction of the vehicle, the warning light will flash to highlight potential danger*.

Traffic Sign Recognition keeps you informed and aware on the road, by displaying speed limits and 'no passing' signs in the instrument cluster, where they can easily be seen. When activated, Adaptive Speed Limiter uses Traffic Sign Recognition information to adjust your vehicle's speed accordingly**.

Adaptive Speed Limiter uses data from the Traffic Sign Recognition system to automatically select the speed limit. If the system detects the vehicle is above the speed limit, such as when entering a lower limit, the accelerator will be disabled allowing the vehicle to coast down to the limit. The driver can also apply the brakes to achieve this more quickly*.

OPTIONAL DRIVE PRO PACK

For an even more relaxed drive, the optional Drive Pro Pack contains a wide range of driver assistance features including the Driver Condition Monitor and Traffic Sign Recognition with Adaptive Speed Limiter in the Drive Pack, plus:

Blind Spot Assist is designed to help mitigate the potential for a collision. If your vehicle detects another car in your blind spot when you begin to change lanes, a small warning light illuminates in the corresponding side mirror and a steering torque encourages you to guide your vehicle away from the approaching vehicle*.

Adaptive Cruise Control - See page 35 for description.

High-speed Emergency Braking[†] - See page 35 for description.



Traffic Sign Recognition with Adaptive Speed Limiter



Blind Spot Assist

*These systems are not a substitute for driving safely with due care and attention and will not function under all circumstances, speeds, weather and road conditions etc. Driver should not assume that these features will correct errors of judgment in driving. Please consult the owner's manual or your local authorized Land Rover Retailer for more details. **Always follow local speed limits. †Please note that if any action is taken, even minimal steering, the Emergency Braking system will assume the driver resumed control of the vehicle and the system will automatically disengage.



DESIGN

PERFORMANCE

CAPABILITY

TECHNOLOGY

DRIVER ASSISTANCE

VERSATILITY

PERSONALIZATION

PARK FEATURES

ENJOY STRESS-FREE PARKING

Range Rover offers the most advanced technologies to deliver intuitive and easy parking solutions. Whether reversing, parallel parking or getting into or out of tight spaces, these features make life easier. Available as standard, optional or as part of an option pack.

STANDARD PARK FEATURES

Front and Rear Parking Aid* indicates your proximity to nearby obstacles detected by sensors located in the front and rear bumpers, helping make maneuvering that little bit easier.

Rear Camera* provides improved visibility when reversing. Guiding lines representing the vehicle's outer perimeter and projected path are superimposed onto the rearward image displayed.

OPTIONAL PARK FEATURES

360° Surround Camera* uses four digital cameras discreetly placed around the vehicle, providing a 360° overhead view on the Touchscreen. With the capacity to display several different views at the same time, this helps with various maneuvers from parking by a curb, to getting in and out of tight spaces and intersections*.



Front and Rear Parking Aid



360° Surround Camera

*These systems are not a substitute for driving safely with due care and attention and will not function under all circumstances, speeds, weather and road conditions etc. Driver should not assume that these features will correct errors of judgment in driving. Please consult the owner's manual or your local authorized Land Rover Retailer for more details.



DESIGN

PERFORMANCE

CAPABILITY

TECHNOLOGY

DRIVER ASSISTANCE

VERSATILITY

PERSONALIZATION

PARK PACKS

OPTIONAL PARK PACK

The optional Park Pack assists you with maneuvering in tight spaces and in city environments, it features:

360° Parking Aid gives you confidence when maneuvering in tight spaces. Sensors located around the vehicle are automatically triggered when Reverse is selected, or can be manually activated, with a graphic appearing on the Touchscreen showing an overhead view of the vehicle. As you park, the Touchscreen display and audio feedback indicates how close you are to obstacles*.


Rear Traffic Monitor warns you of vehicles, pedestrians or other hazards approaching from either side. Particularly useful when reversing out of a parking bay*.

Clear Exit Monitor helps passengers as they exit the vehicle by providing an illuminated warning in the door if an approaching hazard is detected, such as passing vehicles and cyclists*.

OPTIONAL PARK PRO PACK

The optional Park Pro Pack enables you to park and maneuver more easily in and out of tight spaces and into traffic that is obscured by buildings or other vehicles. It includes the 360° Parking Aid, Rear Traffic Monitor and Clear Exit Monitor in the Park Pack*, plus:

Park Assist makes parking easier than ever before by automatically detecting available parking spaces and offering to park for you. At your command, your vehicle will complete the full parking maneuver automatically while you simply sit back and keep an eye on the surroundings*.



360° Parking Aid



Park Assist

*These systems are not a substitute for driving safely with due care and attention and will not function under all circumstances, speeds, weather and road conditions etc. Driver should not assume that these features will correct errors of judgment in driving. Please consult the owner's manual or your local authorized Land Rover Retailer for more details.



DESIGN

PERFORMANCE

CAPABILITY

TECHNOLOGY

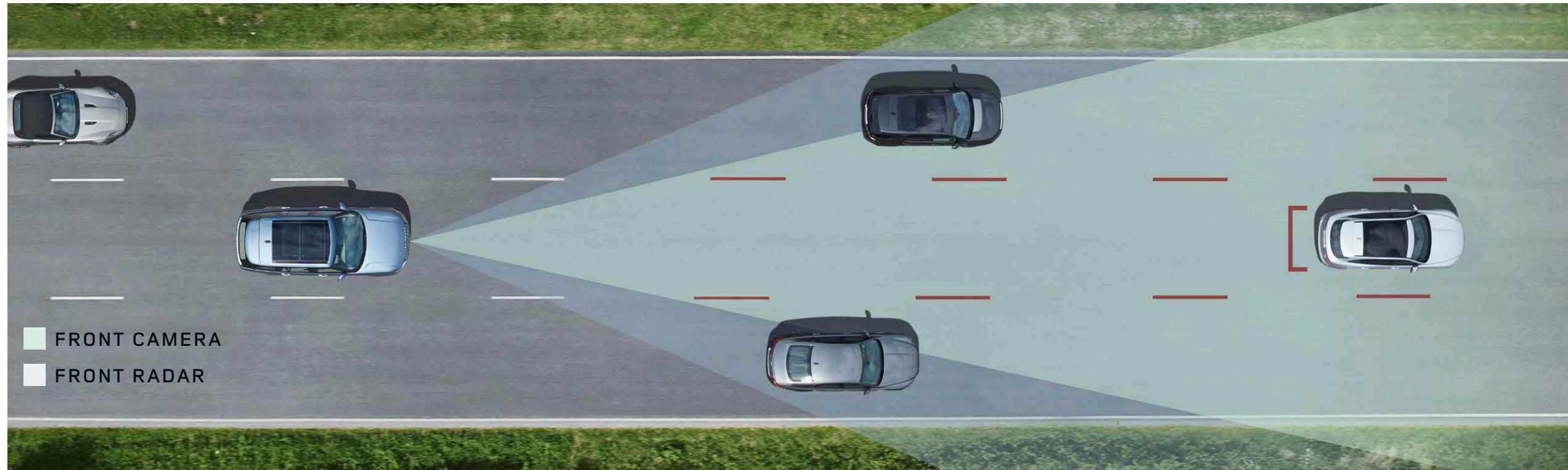
DRIVER ASSISTANCE

VERSATILITY

PERSONALIZATION

DRIVER ASSIST PACK*

The optional Driver Assist Pack offers a wide range of driver aids including the features found in the Drive Pro Pack (see page 31), the Park Pro Pack (see page 33) and the 360° Surround Camera. It also includes Adaptive Cruise Control with Steering Assist. This latest technology makes highway driving and heavy traffic situations even easier and more comfortable. It achieves this by gently assisting acceleration and braking to maintain a set distance from vehicles ahead. Moderate steering interventions ensure that the physical effort of maintaining a central vehicle position is reduced.



*These systems are not a substitute for driving safely with due care and attention and will not function under all circumstances, speeds, weather and road conditions, etc. Driver should not assume that these systems will correct errors of judgment in driving. Please consult the owner's manual or your local authorized Land Rover Retailer for more details.

Vehicle shown: Range Rover Autobiography in Byron Blue with Navy/Ivory interior with optional features fitted.

SUSTAINABLE BY DESIGN

Land Rover are committed to producing vehicles that use more sustainable materials, produce less waste and use fewer natural resources as part of our approach to sustainable business. The development process of the Range Rover has included a full life-cycle assessment and has been designed to be 85 percent recyclable/reusable and 95 percent recoverable at the end of the vehicle's life.

Our innovative design enables the use of a unique alloy in the vehicle body, made from up to 50 percent recycled aluminum derived from our closed-loop manufacturing process, retaining quality and performance but delivering lower life cycle CO₂ emissions. Closed-loop manufacturing means taking the scrap from the body pressings process, segregating it and re-melting it back into quality sheet aluminum at our supplier, to be used again to press out body panels, thereby reducing the need to use primary aluminum.



DESIGN

PERFORMANCE

CAPABILITY

TECHNOLOGY

DRIVER ASSISTANCE

VERSATILITY

PERSONALIZATION

ECO MODE

Eco Mode ensures the vehicle runs more efficiently and economically by using software to implement a range of actions - from softening the pedal on throttle and gear changes, to retuning the heating, ventilation and air conditioning when in Auto Mode and switching off heated door mirrors.

LOW CO₂ TECHNOLOGIES

Range Rover powertrains incorporate a variety of low CO₂ technologies. Our intelligent Stop/Start system is designed to improve fuel efficiency and reduce emissions. Mild Hybrid Electric Vehicle (MHEV) - considered the next generation of Stop/Start technology - takes this even further.

ENGINE MANUFACTURING CENTRE

Jaguar Land Rover's Engine Manufacturing Center, where our Ingenium engines are assembled, features one of the largest rooftop solar panel installations in the UK. Comprising of no fewer than 22,600 individual panels with 6.2MW generating capacity, the panels have the capability to provide up to 30 percent of the site's energy needs.

SMART REGENERATIVE CHARGING

Smart regenerative charging prioritizes the charging of the battery when the vehicle is decelerating, to capture wasted kinetic energy and helping to reduce fuel consumption.



SECURE

With its sophisticated design cues and use of materials, the Range Rover provides a strong all-aluminum monocoque body, while the elevated Command Driving Position provides enhanced visibility. You can see more of the road and be easily seen by other road users, providing an enhanced feeling of confidence.

Vehicle shown: Range Rover Autobiography in Byron Blue with optional features fitted.



DESIGN

PERFORMANCE

CAPABILITY

TECHNOLOGY

DRIVER ASSISTANCE

VERSATILITY

PERSONALIZATION

It has also been engineered to include a wealth of standard features:

Dynamic Stability Control (DSC) monitors the dynamic behavior of the Range Rover, intervening to enhance vehicle stability. DSC reduces engine torque and applies braking to the appropriate wheels, to correct the vehicle's direction of travel by counteracting understeer or oversteer*.

Anti-lock Braking System (ABS) helps the vehicle to maintain traction with the road surface while braking and prevents wheels from locking - thereby improving the vehicle's ability to steer. The system helps to shorten the braking distance.

Electronic Brake-force Distribution (EBD) automatically varies the braking force to each axle in order to help reduce stopping distance, while still maintaining stability and the vehicle's ability to steer*.

Electronic Traction Control (ETC) enhances traction and stability by controlling wheel spin. The ETC system reduces torque to the spinning wheel, then applies braking to the wheel, if required*.

Cornering Brake Control (CBC) automatically varies the braking force to each wheel when the vehicle's brakes are applied around a corner, and the limit of grip is reached. The system is designed to prevent the vehicle's wheels from locking up and skidding in this event, through varying the braking force applied to each wheel*.

Roll Stability Control (RSC) is integrated with DSC to help reduce the possibility of rollover, while providing agility and ability to steer around obstacles. It monitors the vehicle motion and cornering forces to detect any potential risk of rollover. When risk is detected, braking is applied to the outside front wheel to reduce forces which contribute to rollover*.

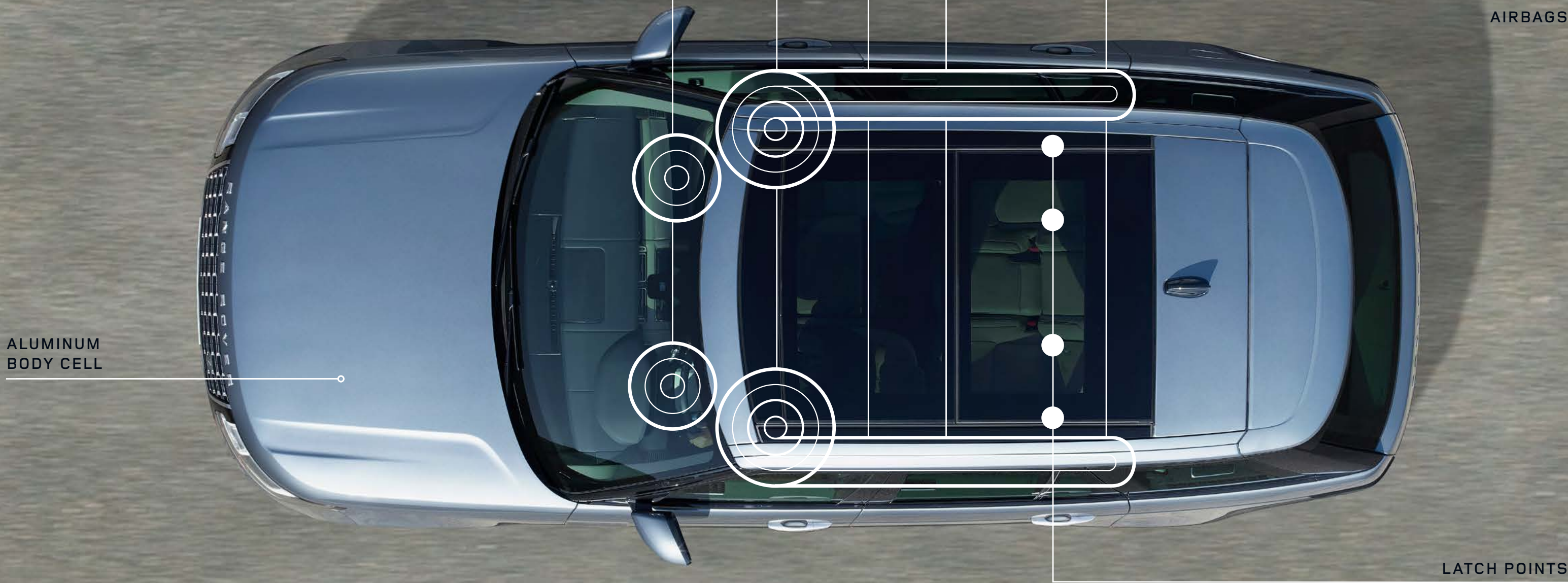
Emergency Brake Assist understands when you apply the brakes quickly but without the necessary force to maximize stopping performance. It boosts the brake pressure through the ABS pump to help reduce the stopping distance*.



*These systems are not a substitute for driving safely with due care and attention and will not function under all circumstances, speeds, weather and road conditions etc. Driver should not assume that these features will correct errors of judgment in driving. Please consult the owner's manual or your local authorized Land Rover Retailer for more details.

For easier installation, LATCH points on the rear seats are easy to access and additional protection is offered by seat belt pretensioners, which are activated in conjunction with the Supplementary Restraint System (SRS) to provide extra protection in the event of a severe frontal impact. They automatically reduce any slack in a seat belt to reduce forward movement. To further protect you, there is a comprehensive system of airbags* including driver and passenger airbags, side curtain and thorax.

*Please remember that the safety belts in a vehicle constitute the primary protection system for driver and passengers in collisions. Airbags are not designed to deploy in all collisions. The airbag Supplemental Restraint System (SRS) is a supplement to the safety belts and is designed to work as a system with the safety belts. Although airbags provide additional protection, airbags without safety belts do not provide optimal protection in a crash. Always wear your safety belts. Children younger than 13 years old should always be properly restrained in a back seat, away from airbags. Never place an infant seat in the front seat.



LIGHTING TECHNOLOGY

The Range Rover features all-around exterior LED lighting with standard features, including signature Daytime Running Lights, automatic headlights and power wash. LED lights are designed to last and are more energy efficient. Also, the quality of light produced is closer to daylight conditions, so driving at night becomes less tiring.

The standard Premium LED headlights can be enhanced by the optional Auto High Beam Assist* which turns on the main beam and lowers it when other road users are detected.



*Only as part of the Vision Assist Pack.

ELEGANT ARRIVAL

Automatic Access Height allows you to get in and out of the vehicle with greater ease and elegance, as this feature lowers the vehicle by as much as 1.9 inches when activated. Prior to leaving the vehicle, the optional Clear Exit Monitor* provides an alert to rear seat passengers to help prevent them opening the door into approaching obstacles. The vehicle is also available with optional soft door close to provide power latching on the front and rear doors.

*These systems are not a substitute for driving safely with due care and attention and will not function under all circumstances, speeds, weather and road conditions etc. Driver should not assume that these features will correct errors of judgment in driving. Please consult the owner's manual or your local authorized Land Rover Retailer for more details.



AUTOMATIC ACCESS HEIGHT 1.9 INCHES



DESIGN

PERFORMANCE

CAPABILITY

TECHNOLOGY

DRIVER ASSISTANCE

VERSATILITY

PERSONALIZATION

INTERIOR CLIMATE

To prevent the cabin from overheating in the sun and minimize demands on the air conditioning, the auto sunblind closes automatically when passengers have disembarked and the doors locked. When the vehicle is re-opened the sunblind returns to the position prior to it auto-closing.

The optional Cabin Air Ionization with nanoe™ technology ionizes particles in the air, making them attract to surfaces thus helping to cleanse the air and can be switched on or off. The Four-zone Climate Control* can also make life more comfortable by adjusting the temperature, direction, and intensity of airflow for each occupant.

CABIN AIR PURIFICATION SYSTEM WITH PM2.5 FILTER

By activating the PURIFY button in your vehicle, our specially designed filter will attract and capture fine particulates such as PM2.5, and airborne allergens such as dust and pollen from the outside air. The optional system cleanses the air in the cabin environment, reducing the vehicle occupants' exposure to the pollutants.

The nanoe™ ionization technology enhances the wellbeing of both driver and passengers alike. It does so by ionizing particles in the air, making them attract to and neutralize the air contaminants.

*Model Dependent



DESIGN

PERFORMANCE

CAPABILITY

TECHNOLOGY

DRIVER ASSISTANCE

VERSATILITY

PERSONALIZATION

INTELLIGENT SEAT CARGO MODE/CONVENIENCE FOLD

Intelligent Seat Cargo Mode - enabling the power fold of the rear seats, while moving the front seats forward and preventing obstruction - is fitted with all 60:40 bench seats with power recline and load through (ideal for long items such as skis). Convenience Fold*, available with the optional rear Executive Class seats only, allows you to configure the rear seats via the upper Touchscreen or an app on your smartphone, which can be helpful when returning to your vehicle with an armful of shopping bags or an awkward load.

*Optional feature, model dependent.



DESIGN

PERFORMANCE

CAPABILITY

TECHNOLOGY

DRIVER ASSISTANCE

VERSATILITY

PERSONALIZATION

BENCH SEATING



5 SEATS
34.50/34.50 CU. FT
(SWB/LWB)



4 SEATS
49.06/51.70 CU. FT
(SWB/LWB)



3 SEATS
56.34/60.30 CU. FT
(SWB/LWB)



2 SEATS
70.90/77.50 CU. FT
(SWB/LWB)



REAR EXECUTIVE CLASS SEATING



5 SEATS

23.90/23.90 CU. FT
(SWB/LWB)



4 SEATS

36.86/40.26 CU. FT
(SWB/LWB)



3 SEATS

43.34/48.44 CU. FT
(SWB/LWB)



2 SEATS

56.30/64.80 CU. FT
(SWB/LWB)



DESIGN

PERFORMANCE

CAPABILITY

TECHNOLOGY

DRIVER ASSISTANCE

VERSATILITY

PERSONALIZATION

POWER AND STORAGE

With two optional 110V/150W power outlets, up to five 12V sockets and up to seven USB ports located throughout the cabin, multiple electronic devices can be charged on the go. And to ensure your cabin is clutter-free, there is increased storage space including a recess specifically for smartphones in the front center console compartment.

In addition to the optional front center cooler compartment*, a front center refrigerator compartment can be specified as an alternative, to provide the luxury of cooling drinks on demand. It can accommodate up to four 16 oz. bottles and maintain them at a temperature of 41°F, with the ability to perform a rapid cool to quickly chill your drink.

*Model dependent.



DESIGN

PERFORMANCE

CAPABILITY

TECHNOLOGY

DRIVER ASSISTANCE

VERSATILITY

PERSONALIZATION

ACTIVITY KEY

With the optional Activity Key you can enjoy your favorite activities and keep your key securely in the vehicle. For extra convenience, you can strap the Activity Key to your wrist. The wristband is robust and fully waterproof, allowing you to take part in a range of activities from horse riding to swimming. Simply touch your Activity Key on the tailgate (to the first 'R' within 'Rover' on the 'Range Rover' tailgate script) to lock or unlock the car and deactivate or reactivate the conventional key fob.

TAILGATE

The split tailgate is distinctly Range Rover. Its electrically operated upper and lower tailgates help provide a platform for social and sporting events, coupled with greater protection from the elements. Powered gesture tailgate allows you to open and close the tailgate from the curb, without needing to touch either the vehicle or the key fob. And as the system is compatible with optional towing solutions, you can still tackle demanding situations with the least amount of fuss. Access to the cargo space is enhanced with Rear Height Adjust which lowers the rear suspension by up to 1.9 inches when the tailgate is opened. This creates a more natural ramp angle for ease of loading.



TOWING*

With a towing capacity of up to 7,716 lbs and by incorporating tailored technologies, the Range Rover can handle the most demanding of tasks.

TOW HITCH ASSIST

Tow Hitch Assist makes coupling a trailer to the vehicle much easier by helping you visualize the hitching process; it displays the predicted path of the vehicle tow ball towards the trailer tow bar on the Touchscreen. Standard with Rear Camera**.

REAR HEIGHT ADJUST

Rear Height Adjust allows the use of switches in the cargo space or on the key fob to lower the rear suspension height by up to 1.9 inches - useful when loading or unloading cumbersome items, or when hitching, unhitching or loading a trailer.

*Never tow beyond a vehicle's permissible towing capacity. Please consult the owner's manual or your local authorized Land Rover Retailer for more details. **These systems are not a substitute for driving safely with due care and attention and will not function under all circumstances, speeds, weather and road conditions etc. Driver should not assume that these features will correct errors of judgment in driving. Please consult the owner's manual or your local authorized Land Rover Retailer for more details.

Vehicle shown: Range Rover Autobiography in Byron Blue with optional equipment.



DESIGN

PERFORMANCE

CAPABILITY

TECHNOLOGY

DRIVER ASSISTANCE

VERSATILITY

PERSONALIZATION

TRAILER STABILITY ASSIST

Trailer Stability Assist (TSA) gives you greater stability when towing. Should TSA detect a dangerous trailer sway situation is developing, it can help you regain control by gradually reducing the speed, through lowering engine power and applying the brakes individually on each side of the vehicle to help control the sway*.

TOW ASSIST

On the road, the Tow Assist feature helps with reversing by predicting the trailer's direction. You can even choose your trailer's width for precise guidelines displayed on the Touchscreen. Standard with 360° Surround Camera*.

ADVANCED TOW ASSIST

Advanced Tow Assist¹ allows you to control the direction of your trailer when reversing by using the rotary Terrain Response[®] 2 controller. The optional system will control the vehicle's steering to achieve the desired trailer trajectory*.

*These systems are not a substitute for driving safely with due care and attention and will not function under all circumstances, speeds, weather and road conditions etc. Driver should not assume that these features will correct errors of judgment in driving. Please consult the owner's manual or your local authorized Land Rover Retailer for more details.

¹Optional feature. Requires fitment of additional features.



DESIGN

PERFORMANCE

CAPABILITY

TECHNOLOGY

DRIVER ASSISTANCE

VERSATILITY

PERSONALIZATION

SVAUTOBIOGRAPHY DYNAMIC

Vehicle shown: Range Rover SVAutobiography Dynamic in Firenze Red with optional equipment.



EXTERIOR

Designed and engineered by Special Vehicle Operations (SVO) - the Land Rover center of excellence for bespoke commissions, luxury editions and performance models - the SVAutobiography Dynamic offers the pinnacle in performance and luxury.

Designed for luxury performance, the flowing lines and contemporary design of SVAutobiography Dynamic will turn heads all over the world. With a tuned chassis, steering, exhaust and suspension, the SVAutobiography Dynamic sits 0.3 inches lower than a standard Range Rover - its aggressive stance hinting at the power and performance contained within.

Unique Graphite Atlas accents, distinctive Red Land Rover branded brake calipers and exclusive wheels add to the performance appeal of the vehicle. The SVAutobiography Dynamic provides a new level of agility and performance for the driver to enjoy.



INTERIOR

Encapsulating luxurious comfort and style, the interior of Range Rover SVAutobiography Dynamic epitomizes the very best in sublime craftsmanship. Alluring to the touch, only the very finest Diamond Quilted leathers feature within the cabin. A knurled finish to interior features, including the Stop/Start button and foot pedals, add to the sense of refinement. The rotary shifter and Steel Weave Carbon Fiber finishers reflect the distinctive personality of the SVAutobiography Dynamic.

Actual seats have new cushions and interlayers with softer, looser leather to optimize these features. Please refer to your Land Rover Retailer for more information.

Interior shown: Range Rover SVAutobiography Dynamic in Ebony/Vintage Tan with Ebony/Vintage Tan seats and Steel Weave Carbon Fiber veneer with optional equipment.



DESIGN

PERFORMANCE

CAPABILITY

TECHNOLOGY

DRIVER ASSISTANCE

VERSATILITY

PERSONALIZATION

SV AUTOBIOGRAPHY LONG WHEELBASE

Vehicle shown: Range Rover SVAutobiography Long Wheelbase with Duo Tone paint in Eiger Grey and Santorini Black with optional equipment.



EXTERIOR

Craftsmanship never goes out of style, and over 50 years of expertise in designing the Range Rover is manifested in each SVAutobiography Long Wheelbase. Every tailored aspect whispers elegance and attention to detail. Approaching the front, each vehicle is crafted with luxury design cues, such as the unique front grille and 'Range Rover' front and rear script with a dark knurled effect edged in Bright Chrome.

The SVAutobiography Long Wheelbase retains a poised stance, even with the 7.8 inches extra length. Body-colored side vent graphics are punctuated by Bright Chrome inserts, with Bright Chrome door handle surrounds and tailgate finisher. Unique 21" and 22" wheel choices complete the luxury design.

To reflect your personal taste, the option of exterior Duo Tone paint allows customers to specify the vehicle in one of eight exterior colors below the waistline, with a Santorini Black, Aruba or Eiger Grey finish above the waistline to produce a prestigious appearance.



INTERIOR

Power close rear doors at the touch of a button in the interior of SVAutobiography Long Wheelbase is the epitome of refined, sophisticated and indulgent living. Attention to the finest detail is in everything you see and touch. From the rear center console's power deployable tables to the exclusive Diamond Quilted leather seats and rear seat refrigerated compartment, the vehicle exudes confidence and a calm, collected air.

A knurled finish to interior features such as the Stop/Start button, Zenith clock, rotary shifter and armrest adjusters, all add to the refined look. The leather-wrapped sides of the parcel shelf and cargo space, and Comfort Plus Executive Class seats come as standard. This ensures every journey is a truly relaxing experience. Optional features include a power deployable cargo space floor in veneer or carpet finish and a tailgate event seating system. This provides two comfortable luxury leather seats which mount to the tailgate when the vehicle is stationary, for participating in outdoor events.



Actual seats have new cushions and interlayers with softer, looser leather to optimize these features. Please refer to your Land Rover Retailer for more information.

Interior shown: Range Rover SVAutobiography Long Wheelbase in Vintage Tan/Vintage Tan with Satin Santos Palisander veneer and optional equipment.



DESIGN

PERFORMANCE

CAPABILITY


TECHNOLOGY

DRIVER ASSISTANCE

VERSATILITY

PERSONALIZATION

LAND ROVER ACCESSORIES

 BUILD YOUR OWN

Land Rover Accessories can be purchased through your Land Rover Retailer and added at any stage of the vehicle's life - not just when it's new. Land Rover accessories are designed, tested and manufactured to the same exacting standards as the original equipment fitted to your vehicle. For more information and to see the full list of accessories please visit accessories.landrover.com/us/en/. You can also include accessories when you configure your Range Rover at landroverusa.com

Vehicle shown: Range Rover Autobiography in Byron Blue with optional features fitted.



DESIGN

PERFORMANCE

CAPABILITY

TECHNOLOGY

DRIVER ASSISTANCE

VERSATILITY

PERSONALIZATION

EXTERIOR STYLING

SVO Design Pack^{1,2} - SVO Design Pack provides a purposeful, dynamic and stunning styling enhancement that allows customers to add their own stamp of individuality by tailoring their Range Rover. Exterior features include a unique front bumper with integrated tailpipes, side vents, grille and side sill claddings.

Noble Chrome Mirror Covers - Noble Chrome plated Mirror Covers designed to enhance the Range Rover's exterior styling cues. This neat styling upgrade complements various Dark Atlas, Light Atlas and Bright finish exterior trims.

Deployable Side Steps² - These smart, practical steps make it easier to get in and out of the vehicle.. Neatly stowed under the sills, the side steps automatically deploy as soon as the door is opened, or when activated by the key fob. They store automatically when the door is closed. The side steps are sensitive to obstructions and will not deploy in off-road or low-range settings. Automatic Mode can be overridden to allow access to the roof when the doors are closed. The Deployable Side Steps are compatible with Front Mudflaps and feature a Stainless Steel finish with laser etched Range Rover branding.

Fixed Side Steps^{2,3} - Complete with a rubber tread mat and Brushed Stainless Steel trim, the Fixed Side Steps provide easy access/exit to the vehicle's cabin and aid access to the roof. With embossed Range Rover branding, exterior Bright work and Bright Anodized Aluminum edge trim finish, they complement the vehicle's exterior styling cues.

¹Requires fitment of an additional feature. Engine dependent. ²Only offered with SWB. ³Fitting of side steps may affect the off-road capability of the vehicle.



INTERIOR STYLING

Illuminated Treadplates - Illuminated Treadplates with Range Rover lettering and halo surround. Rear treadplates feature illuminated halo only.

Aluminum Gearshift Paddles¹ - Complete the look and feel of your steering wheel with premium aluminum paddles. Gearshift paddles are machine polished, anodized and hand-brushed to provide exceptional wear resistance with a premium finish.

Sport Pedal Covers - Alternative pedal covers for an interior styling enhancement featuring a Bright finish. Manufactured from Polished and Etched Stainless Steel and features hidden fixings for a clean finish.

INTERIOR PROTECTION

Rubber Mats - Rubber footwell mats for front and second row occupants help provide protection from general dirt. Featuring Bright accent Range Rover ingot and durable metal corner pieces.

Cargo Space Rubber Mat² - Range Rover branded waterproof rubber mat, helps protect the rear cargo space carpet from general dirt.

Cargo Space Reversible Carpet Mat and Liner² - All-in-one premium cargo space carpet mat and double layer reversible rubber liner helps protect the rear cargo space area from general dirt. The liner can be folded out to cover the back of the second row seats when folded down. Also includes fold-out bumper protector.

Full Height Luggage Partition - Designed to protect vehicle occupants against the displacement of luggage. Following initial retailer installation the luggage partition can be removed with appropriate fitting tool.

¹Requires fitment of an additional feature. ²Not available when fitted with Executive Class rear seating.



CARRYING

Roof Box* - The sleek, aerodynamically designed Roof Box with a Gloss Black finish, can be mounted on either side of the vehicle for curbside opening and is lockable for security.

Roof Mounted Bike Carrier* - Roof mounted, lockable bike carrier designed for holding a single bike up to 44 lbs.

Aqua Sports Carrier* - Carries a sailboard, canoe or kayak. Includes lockable multi-purpose holder to carry oars or paddles. Tilts to facilitate easy loading/unloading. Features lockable straps and rubber supports to maintain optimum weight distribution, whilst protecting the kayak and vehicle from scratches/scuffs. Maximum load capacity 99 lbs.

Ski/Snowboard Carrier* - Carries four pairs of skis or two snowboards and incorporates slider rails for easy loading, is also lockable for security. Maximum payload 79 lbs.

*Roof rails and cross bars are required for all Land Rover roof-mounted accessories. Maximum payload equals the load capacity of the roof-mounted accessory. Objects placed above the roof-mounted satellite antenna may reduce the quality of the signal received by the vehicle and could have a detrimental effect on the navigation and satellite radio systems, if fitted. Some roof carrying accessories may restrict the opening of the vehicle's sliding sunroof when fitted. Care should be taken when opening the roof to avoid collision with any items fitted above the vehicle.



DESIGN

PERFORMANCE

CAPABILITY

TECHNOLOGY

DRIVER ASSISTANCE

VERSATILITY

PERSONALIZATION

FUNCTION AND TECHNOLOGY

Wireless Phone Charging Cup Holder - The Wireless Phone Charging Cup Holder has been designed to charge utilizing the cup holder space in the center console. The holder will accommodate varying phone sizes securely in place. The charger displays an LED light to indicate when charging, and turns off when complete. Fits phones up to 2.65 inches wide.

Center Armrest Cooler/Warmer Box - Food and drinks cooler and warmer that acts as a rear center armrest. With a leather-covered top, it is held in place by the center seat belt and powered from the rear auxiliary socket. Ideal for long journeys with the family.

Click and Go System¹ - The Click and Go Range is a multi-purpose seat back system for second row passengers. The versatile Click and Go base fixes between the headrest mountings, and further attachments can be added to hold tablets, bags, and shirts or jackets. Each attachment is sold separately. The base can be easily removed when not in use.

Tailgate Event Seating in Ebony leather² - The Tailgate Event Seating is handcrafted from beautiful Ebony Windsor leather with a highly durable aluminum frame. Stowed in the cargo space, these seats can be quickly and easily fitted to provide comfortable seating for two adults on the lower tailgate, when the vehicle is stationary.

¹Requires fitment of Click and Go base unit. Not compatible with vehicles fitted with 10" Rear Seat Entertainment.

²Mounts to tailgate when opened. Engine dependent.



PET PRODUCTS

Pet Cargo Space Protection Pack - Designed to provide water resistant protection and easy cleaning of the cargo space from wet and muddy paws. Combines the Quilted Cargo Space Liner*, Full Height Luggage Partition and Spill Resistant Pet Bowl.

Pet Transportation Pack - Convenient option to provide a comfortable environment for transporting pets, which can be fitted or removed quickly as and when required. Combines the Foldable Pet Carrier, Spill Resistant Pet Bowl and Cargo Space Rubber Mat.

Pet Care and Access Pack - Taking the effort out of transporting pets, this option ensures everything required is to hand to transport pets in comfort. Combines the Full Height Luggage Partition, Quilted Cargo Space Liner*, Pet Access Ramp and Portable Rinse System.

Quilted Cargo Space Liner* - A tailored liner which covers and protects the cargo space floor, second row seat backs and cargo space side walls up to window height. Manufactured from a soft quilted fabric, with an integral rubber mat and detachable bumper protector, it is ideal for owners who regularly carry pets in the cargo space of their vehicle.

Foldable Pet Carrier - The Foldable Pet Carrier provides a safe, comfortable environment for the transportation of pets. Manufactured from a durable 600D nylon, the Foldable Pet Carrier has a lightweight metal frame and includes a quilted fabric cushion, net windows and a spring loaded locking mechanism which snaps into place when required. Windsor leather carry handles and corner pieces provide a premium finish, with a side pocket providing a convenient storage option for other pet accessories or small items.

*Not available when fitted with Executive Class rear seating.



DESIGN

PERFORMANCE

CAPABILITY

TECHNOLOGY

DRIVER ASSISTANCE

VERSATILITY

PERSONALIZATION

CHOOSE YOUR MODEL

EXPLORE THIS MODEL

RANGE ROVER HSE

Features Atlas grille mesh detailing and front bumper accent, while the interior presents refinements such as perforated Windsor leather seats.



DESIGN

PERFORMANCE

CAPABILITY

TECHNOLOGY

DRIVER ASSISTANCE

VERSATILITY

PERSONALIZATION

RANGE ROVER WESTMINSTER

Elegance. Refinement. A distinctive silhouette. Range Rover Westminster Edition embodies those qualities that define the marque. A Meridian™ Surround Sound System, Auto High Beam Assist, and Atlas exterior accents are just some of its many noteworthy features.

The exterior color Portofino Blue on the Land Rover vehicle shown may not be accurately reproduced in this brochure. Please visit your local Land Rover Retailer to view the color on an actual Land Rover vehicle and/or paint panel.

[EXPLORE THIS MODEL](#)



DESIGN

PERFORMANCE

CAPABILITY

TECHNOLOGY

DRIVER ASSISTANCE

VERSATILITY

PERSONALIZATION

RANGE ROVER AUTOBIOGRAPHY

An exceptionally luxurious SUV, featuring Atlas front bumper vent finishers, side vent and side accent graphics, with an interior featuring rear Executive Class seating.

[EXPLORE THIS MODEL](#)



DESIGN

PERFORMANCE

CAPABILITY

TECHNOLOGY

DRIVER ASSISTANCE

VERSATILITY

PERSONALIZATION



EXPLORE THIS MODEL

RANGE ROVER SVAUTOBIOGRAPHY DYNAMIC

Range Rover SVAutobiography Dynamic is designed for luxury performance. Exclusively available in Standard Wheelbase with the V8 Supercharged 557HP engine.



DESIGN

PERFORMANCE

CAPABILITY

TECHNOLOGY

DRIVER ASSISTANCE

VERSATILITY

PERSONALIZATION

TECHNICAL SPECIFICATION 2021
RANGE ROVER



ABOVE & BEYOND



ENGINES – SWB

Configure your Range Rover at landroverusa.com

POWERTRAIN

Mild Hybrid Electric Vehicle (MHEV)

Transmission

Driveline

Maximum power (HP/rpm)

Maximum torque (lb-ft/rpm)

Capacity (cc)

No. of cylinders/Valves per cylinder

Cylinder layout

Bore/stroke (inches)

Compression ratio (:1)

FUEL ECONOMY

Fuel tank capacity - US gallons

Selective Catalytic Reduction Filter/
Gasoline Particulate Filter (SCR/F/GPF)

PERFORMANCE*

Acceleration (secs) 0-60mph

Maximum speed (mph)

ELECTRIC MOTOR DATA

Maximum Power (HP)

Maximum torque (lb-ft)

GAS MHEV

P360

■

Automatic

All Wheel Drive (AWD)

355/5,500-6,500

365/2,000-5,000

2,996

6/4

In-line

3.27/3.63

10.5

27.5

■

6.6

130

-

-

P400

■

Automatic

All Wheel Drive (AWD)

395/5,500-6,500

406/2,000-5,000

2,996

6/4

In-line

3.27/3.63

10.5

27.5

■

5.9

140

-

-

■ Standard - Not Available.

*Always follow local speed limits.

Some features on images may vary between optional and standard for different model years and due to the impact of Covid-19, many of our images have not been updated to reflect 22MY specifications. Please refer to the car configurator and additionally consult your local Retailer for detailed 22MY specifications and do not base an order on website imagery alone. Jaguar Land Rover Limited is constantly seeking ways to improve the specification, design and production of its vehicles, parts and accessories and alterations take place continually, and we reserve the right to change without notice.

TECHNICAL SPECIFICATION – SWB

	GAS MHEV	
	P360	P400
BRAKES		
Front type	Ventilated disc	Ventilated disc
Front diameter (mm)	380	380
Rear type	Ventilated disc	Ventilated disc
Rear diameter (mm)	365	365
Park Brake	Electric Park Brake (EPB) integrated into brake caliper	
WEIGHTS (lbs)*		
Curb weight	4,995	4,995
Gross Vehicle Weight (GVW)	6,920	6,920
TOWING (lbs)**		
Unbraked trailer	1,653	1,653
Maximum towing	7,716	7,716
Maximum coupling point (nose weight)	330	330
Maximum vehicle and trailer combination	14,635	14,635
ROOF CARRYING (lbs)		
Maximum roof load (including cross bars)	220	220

*Weights reflect vehicles to standard specifications. Optional extras increase weight.
 **Never tow beyond a vehicle's permissible towing capacity. Before towing, please consult the owner's manual or your local authorized Land Rover Retailer for more detail.

ENGINES – SWB

POWERTRAIN

Transmission

Driveline

Maximum power (HP/rpm)

Maximum torque (lb-ft/rpm)

Capacity (cc)

No. of cylinders/Valves per cylinder

Cylinder layout

Bore/stroke (inches)

Compression ratio (:1)

FUEL ECONOMY

Fuel tank capacity - US gallons

Selective Catalytic Reduction Filter/
Gasoline Particulate Filter (SCR/F/GPF)

PERFORMANCE*

Acceleration (secs) 0-60mph

Maximum speed (mph)

GAS		
5.0L V8 SUPERCHARGED		
	Automatic	Automatic
	All Wheel Drive (AWD)	All Wheel Drive (AWD)
	518/6,000-6,500	557/6,000-6,500
	461/2,500-5,500	516/3,500-5,000
	5,000	5,000
	8/4	8/4
	Longitudinal V	Longitudinal V
	3.64/3.66	3.64/3.66
	9.5	9.5
	27.5	27.5
	■	■
	5.1	5.1
	140/155**	140/155**

■ Standard.

*Always follow local speed limits.

**With 22" wheels.

TECHNICAL SPECIFICATION – SWB

	GAS	
	5.0L V8 SUPERCHARGED	
BRAKES		
Front type	Ventilated disc	Ventilated disc
Front diameter (mm)	380	380
Rear type	Ventilated disc	Ventilated disc
Rear diameter (mm)	365	365
Park Brake	Electric Park Brake (EPB) integrated into brake caliper	
WEIGHTS (lbs)*		
Curb weight	5,235	5,545
Gross Vehicle Weight (GVW)	6,967	6,967
TOWING (lbs)**		
Unbraked trailer	1,653	1,653
Maximum towing	7,716	7,716
Maximum coupling point (nose weight)	330	330
Maximum vehicle and trailer combination	14,682	14,682
ROOF CARRYING (lbs)		
Maximum roof load (including cross bars)	220	220

*Weights reflect vehicles to standard specifications. Optional extras increase weight.

**Never tow beyond a vehicle's permissible towing capacity. Before towing, please consult the owner's manual or your local authorized Land Rover Retailer for more detail.

ENGINES – LWB

POWERTRAIN

Transmission

Driveline

Maximum power (HP/rpm)

Maximum torque (lb-ft/rpm)

Capacity (cc)

No. of cylinders/Valves per cylinder

Cylinder layout

Bore/stroke (inches)

Compression ratio (:1)

FUEL ECONOMY

Fuel tank capacity - US gallons

Selective Catalytic Reduction Filter/
Gasoline Particulate Filter (SCR/GPF)

PERFORMANCE*

Acceleration (secs) 0-60mph

Maximum speed (mph)

GAS

5.0L V8 SUPERCHARGED

Automatic

All Wheel Drive (AWD)

518/6,000-6,500

461/2,500-5,500

5.000

8/4

Longitudinal V

3.64/3.66

9.5

27.5

■

5.2

140/155**

Automatic

All Wheel Drive (AWD)

557/6,000-6,500

516/3,500-5,000

5.000

8/4

Longitudinal V

3.64/3.66

9.5

27.5

■

5.2

140/155**

■ Standard.

*Always follow local speed limits.

**With 22" wheels.

TECHNICAL SPECIFICATION – LWB

	GAS	
	5.0L V8 SUPERCHARGED	
BRAKES		
Front type	Ventilated disc	Ventilated disc
Front diameter (mm)	380	380
Rear type	Ventilated disc	Ventilated disc
Rear diameter (mm)	365	365
Park Brake	Electric Park Brake (EPB) integrated into brake caliper	
WEIGHTS (lbs)*		
Curb weight	5,385	5,725
Gross Vehicle Weight (GVW)	7,055	7,055
TOWING (lbs)**		
Unbraked trailer	1,653	1,653
Maximum towing	7,716	7,716
Maximum coupling point (nose weight)	330	330
Maximum vehicle and trailer combination	14,770	14,770
ROOF CARRYING (lbs)		
Maximum roof load (including cross bars)	220	220

*Weights reflect vehicles to standard specifications. Optional extras increase weight.

**Never tow beyond a vehicle's permissible towing capacity. Before towing, please consult the owner's manual or your local authorized Land Rover Retailer for more detail.

DIMENSIONS AND CAPABILITIES

STANDARD RIDE HEIGHT

With panoramic roof open (SWB/LWB)
73.8 inches/74.0 inches
With telematics roof antenna (SWB/LWB)
73.6 inches/73.5 inches
Access height air suspension setting will reduce each of the above by 1.9 inches

HEADROOM

Maximum front/rear headroom with panoramic roof
39.5 inches/39.4 inches (LWB 39.0 inches)

LEGROOM

Maximum front legroom 39.1 inches
Maximum rear legroom 39.3 inches (LWB 46.8 inches)

CARGO SPACE CAPACITY

Height 3.3 inches, Width 50.8 inches
Cargo space width between arches 44.1 inches
Maximum cargo space volume behind first row 70.90/77.50 cu.ft
Maximum cargo space volume behind second row (SWB/LWB)
34.50 cu.ft

Executive rear seating reduces length behind row 2 by 3.1 inches.

OBSTACLE CLEARANCE

Off-road height 11.7 inches
Standard ride height 8.7 inches


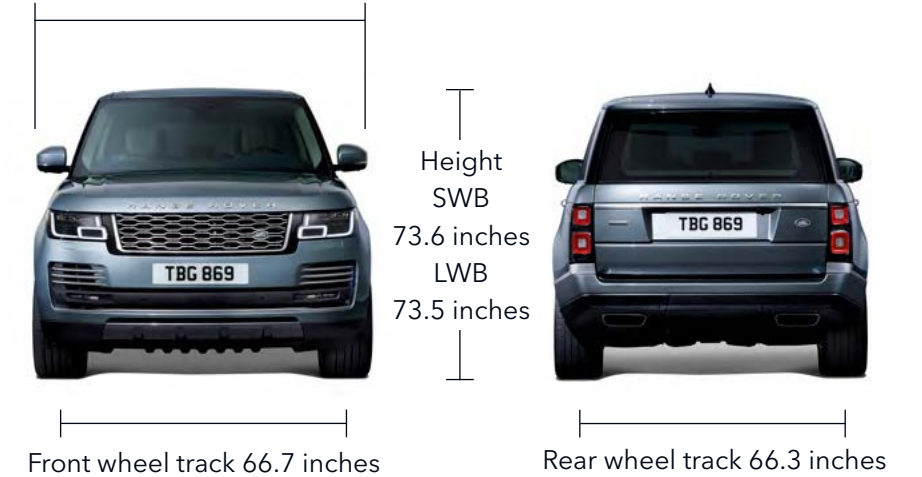
TURNING CIRCLE

Curb-to-curb 40.4 ft (LWB 43.0 ft)
Wall-to-wall 41.6 ft (LWB 44.0 ft)
Turns lock-to-lock 3.03

WADING DEPTH

Maximum wading depth 35.4 inches*

Width 81.6 inches mirrors folded
Width 87.4 inches mirrors out



	A	B	C
Ride Height	Approach Angle	Ramp Angle	Departure Angle
Off-road (SWB/LWB)	34.7°	28.2°/25.6°	29.0°
Standard (SWB/LWB)	25.5°	21.5°/20.0°	24.5°



Standard Wheelbase (SWB) 115.0 inches
Long Wheelbase (LWB) 123.0 inches

Standard overall length 196.9 inches (Long Wheelbase 204.7 inches)

*Wading depth (25 deg entry and exit) 29.5 inches, Deep Forging depth (9 deg entry and exit) 35.4 inches. Driving in floodwaters or moving water should be avoided. Driving through water can be extremely dangerous. The Wade Sensing feature only detects depth of water the vehicle is in at the present time and not of water ahead or around the vehicle. Therefore, Wade Sensing cannot predict whether it is safe to proceed and cannot detect steep drops in grade around the vehicle. The driver is responsible for determining the conditions of the route being driven.

Figures shown may differ for 5.0L V8 Supercharged 557HP.

Please note: Figures relate to both Standard Wheelbase (SWB) and Long Wheelbase (LWB) models unless stated.





EXPLORE THIS MODEL

RANGE ROVER SVAUTOBIOGRAPHY DYNAMIC BLACK

Unique features, design details and impressive levels of performance take this SVAutobiography Dynamic vehicle to formidable new heights. Santorini Black exterior paint, 22" Style 5087, 5 split-spoke wheels with Gloss Black finish, Black brake calipers and a Grand Black veneer are all standard. This is a vehicle that never fails to delight. Or excite.



DESIGN

PERFORMANCE

CAPABILITY

TECHNOLOGY

DRIVER ASSISTANCE

VERSATILITY

PERSONALIZATION



EXPLORE THIS MODEL

RANGE ROVER SVAUTOBIOGRAPHY LONG WHEELBASE

The pinnacle of refinement, SVAutobiography Long Wheelbase offers a luxury knurled finish to interior features and Executive Class Comfort-Plus rear seats.



DESIGN

PERFORMANCE

CAPABILITY

TECHNOLOGY

DRIVER ASSISTANCE

VERSATILITY

PERSONALIZATION



THE RANGE ROVER COLLECTION

Our exclusive collection of accessories is inspired by our vehicles and made with a quintessentially British sense of style.

Range Rover Leather Tote Bag - Style, simplicity, sophistication. It all comes to the fore with this cross-grained leather tote bag in Deep Garnet. Featuring a chevron print lining with an easy-to-reach internal key pocket, its design is understated yet unmistakable.

Range Rover Round Keyring - Crafted from Milled Steel, this distinctive keyring is inspired by the Range Rover rotary dial. With a Black nickel finish and debossed wordmark to the outer ring edge.

Range Rover Umbrella - Your cover for all conditions. This wind-tested Range Rover Umbrella features a Black leather handle with debossed Range Rover wordmark, spring-loaded automatic opening and polycotton canopy.

Range Rover Cufflinks - A refined set of whale-back cufflinks inspired by the Range Rover rotary dial and crafted from Milled Steel. With a Black nickel finish and debossed wordmark.

Range Rover Leather Wallet - An elegant cross-grained leather wallet in Deep Garnet with chevron print to the inner lining. Features Range Rover rotary dial detail with debossed wordmark to the inside.

Range Rover Sunglasses - Lightweight aviator-style sunglasses in Silver. Machined from a single sheet of Japanese beta-titanium, with NXT® polarized lenses for ultimate UV protection and color clarity. Other styles available.



[EXPLORE THE COLLECTION](#)



THE WORLD OF LAND ROVER



Your Land Rover has been designed and engineered to help you make more of your world. It can take you to places others simply can't reach, in a style that cannot be matched. With a vehicle from Special Vehicle Operations, that sense of individuality can be taken to even greater heights. As a celebration of the Land Rover lifestyle, we've put together a range of experiences, publications and the Land Rover Lifestyle Collection. There's a world to explore. Get out there and enjoy it.



> BOOK AN EXPERIENCE



> SPECIAL VEHICLE OPERATIONS



> LAND ROVER COLLECTION



> LAND ROVER ADVENTURE TRAVEL



DESIGN

PERFORMANCE

CAPABILITY

TECHNOLOGY

DRIVER ASSISTANCE

VERSATILITY

PERSONALIZATION



BUILD YOUR OWN

Use the configurator to design your perfect Range Rover.



FIND A RETAILER

Search for a Land Rover Retailer near you.



COMPARE OUR VEHICLES

Select up to three Land Rover vehicles and compare them side by side.



BOOK A TEST DRIVE

Arrange a test drive through your local Land Rover Retailer.

YOUR PEACE OF MIND

> CUSTOMER SERVICE

> LAND ROVER ROADSIDE ASSISTANCE

> LAND ROVER FINANCIAL SERVICES

> LAND ROVER FLEET & BUSINESS



DESIGN

PERFORMANCE

CAPABILITY

TECHNOLOGY

DRIVER ASSISTANCE

VERSATILITY

PERSONALIZATION

IMPORTANT NOTICE: Some features on the images may vary between optional and standard for different model years and due to the impact of Covid-19, many of our images have not been updated to reflect 22MY specifications. Please refer to the car configurator and additionally consult your local Retailer for detailed 22MY specifications and do not base an order on website imagery alone. Jaguar Land Rover Limited is constantly seeking ways to improve the specification, design and production of its vehicles, parts and accessories and alterations take place continually, and we reserve the right to change without notice.

COLORS: Image colors reproduced here are provided for illustrative purposes only. Colors are reproduced on-screen and may therefore vary compared to the actual finish. The company reserves the right to alter or withdraw any color finish without notice. Some of these colors may not be obtainable in your country. Please check availability of colors and current specifications with your Land Rover Retailer. Distributors and Retailers are not agents of Jaguar Land Rover Limited and have absolutely no authority to bind Jaguar Land Rover Limited to any express or implied undertaking or representation.

Information and images displayed in relation to the InControl technology, including Touchscreen, App screens, or sequences are subject to regular software updates, version control and other system/visual changes depending on options selected.

Castrol EDGE Professional recommended by Land Rover.

Jaguar Land Rover North America, LLC

100 Jaguar Land Rover Way
Mahwah, NJ 07495-1100

landroverusa.com

© 2021 Jaguar Land Rover North America, LLC



DESIGN

PERFORMANCE

CAPABILITY

TECHNOLOGY

DRIVER ASSISTANCE

VERSATILITY

PERSONALIZATION