

SPECIFICATIONS

	EDSEL		DODGE 6 CYL. CORONET
	RANGER	PACER	
Horsepower	303 @ 4600	303 @ 4600	138 @ 4000
Torque	400 @ 2800	400 @ 2800	208 @ 1600
Piston displacement (cu. in.)	361	361	230
Compression ratio	10.5:1	10.5:1	8.0:1
4 Barrel carburetion (Std.)	Yes	Yes	No
"Teletouch" automatic transmission	Yes	Yes	No
Self-adjusting brakes	Yes	Yes	No
Brake lining area (sq. in.)	191.5	191.5	207.0
Lubricator	Yes	Yes	No
Turning radius (feet)	41.71	41.71	43.7
Complete warning light system	Yes	Yes	No
Contour seats	No	Yes	No
Distinctive sculptured styling	Yes	Yes	No
"Dial-Temp" single heat control	Yes	Yes	No
Overdrive	Yes	Yes	No
Control Center instrument panel	Yes	Yes	No
Air suspension	Yes	Yes	No
Wrap-around parking lights	Yes	Yes	No

SPOTLIGHT EDSEL'S
PRODUCT ADVANTAGES

THE EDSEL SELL-O-GRAPH

PRESENTING
EDSEL
RANGER
& PACER



SPECIFICATIONS

	EDSEL		PONTIAC
	CORSAIR	CITATION	STAR CHIEF
Horsepower	345 @ 4600	345 @ 4600	255 @ 4500
Torque	475 @ 2900	475 @ 2900	360 @ 2600
Piston displacement (cu. in.)	410	410	370
Compression ratio	10.5:1	10.5:1	8.6:1
4 Barrel carburetion (Std.)	Yes	Yes	Yes
"Teletouch" automatic transmission (Std.)	Yes	Yes	No
Self adjusting brakes	Yes	Yes	No
Brake lining area (sq. in.)	212.8	212.8	178.0
Lubricator	Yes	Yes	No
Turning radius (feet)	43.18	43.18	N/AV
Complete warning light system	Yes	Yes	No
Centour seats	Yes	Yes	No
Distinctive sculptured styling	Yes	Yes	Yes
"Dial-Temp" single heat control	Yes	Yes	No
Air suspension	Yes	Yes	Yes
Wrap-around parking lights	Yes	Yes	No
3-Stage cooling	Yes	Yes	No
Controlled temperature air induction system	Yes	Yes	No



EDSEL
CORSAIR &
CITATION

**MONTHLY COST TO HAVE YOUR EDSEL
EQUIPPED WITH THE NEWEST OPTIONS
& ACCESSORIES***

ACCESSORIES

	6 Mos. Contract
Teletouch	\$35.83
Overdrive	\$19.74
Power Brakes	\$ 9.92
Power Steering	\$13.16
Power Window Lifts (4)	\$15.63
Power Seats (4 way)	\$11.84
Station Seeking Radio & Electric Antenna	\$22.25
Push Button Radio	\$14.74
Lubricator	\$ 6.58
Air Conditioner - Ranger - Pacer	\$64.70
Air Conditioner - Corsair - Citation	\$71.27
Dial-Temp	\$14.49
Auxiliary Warning Light Set	\$ 5.49
Dress-Up Group 1	\$ 7.53
Dress-Up Group 2	\$ 9.72
Two-Tone (Roof & Scallop)	\$ 4.11
Tri-Tone	\$ 4.78
White Side Walls 8-00x14 (Rayon)	\$ 6.24
White Side Walls 8-50x14 (Rayon)	\$ 6.84
Tinted Glass	\$ 5.27
Wheel Covers	\$ 1.98
Wheel Covers with Applique	\$ 4.28
Better Sight Set. (Sedan & Conv.)	\$ 3.57

**ACCESSORIES PAY FOR
THEMSELVES IN LUXURY,
SAFETY, CONVENIENCE
and RESALE VALUE**



DRESS-UP GROUP 1 INCLUDES—Wheel Covers • Rocker Panel Mouldings • Bumper Guards—Front & Rear • License Plate Frame

DRESS-UP GROUP 2 INCLUDES—Wheel Covers with Applique • Rocker Panel Mouldings • Bumper Guards—Front & Rear • License Plate Frame

BETTER SIGHT SET (Sedan & Conv.) INCLUDES—Back-Up Lights • Engine Compartment Light • Inside Rear-View Mirror—Non-Glare • Outside Rear-View Mirror—Hooded • Luggage Compartment Light

WARNING LIGHT SET INCLUDES—Excess Speed Warning Light • Open Door Warning Light • Oil Level Warning Light • Fuel Level Warning Light • Parking Brake Warning Light

**OTHER EDSEL ACCESSORIES ARE AVAILABLE
AT THE LOW-COST OF PENNIES A MONTH**

* The monthly cost excludes interest and applicable taxes and is based upon suggested list prices.

12 Mos. Contract	18 Mos. Contract	24 Mos. Contract	30 Mos. Contract	36 Mos. Contract
\$17.92	\$11.94	\$ 8.96	\$ 7.17	\$ 5.97
\$ 9.87	\$ 6.58	\$ 4.94	\$ 3.95	\$ 3.29
\$ 2.96	\$ 1.98	\$ 1.48	\$ 1.19	\$ 0.99
\$ 6.58	\$ 4.39	\$ 3.29	\$ 2.63	\$ 2.19
\$ 7.81	\$ 5.21	\$ 3.91	\$ 3.13	\$ 2.60
\$ 5.92	\$ 3.95	\$ 2.96	\$ 2.37	\$ 1.97
\$11.14	\$ 7.43	\$ 5.57	\$ 4.46	\$ 3.71
\$ 7.37	\$ 4.91	\$ 3.69	\$ 2.95	\$ 2.46
\$ 3.29	\$ 2.19	\$ 1.65	\$ 1.32	\$ 1.10
\$32.35	\$21.57	\$16.18	\$12.94	\$10.78
\$35.64	\$23.76	\$17.82	\$14.26	\$11.88
\$ 7.24	\$ 4.83	\$ 3.62	\$ 2.90	\$ 2.41
\$ 2.75	\$ 1.83	\$ 1.37	\$ 1.10	\$ 0.92
\$ 3.77	\$ 2.51	\$ 1.88	\$ 1.51	\$ 1.26
\$ 4.86	\$ 3.24	\$ 2.43	\$ 1.94	\$ 1.62
\$ 2.06	\$ 1.37	\$ 1.03	\$ 0.82	\$ 0.69
\$ 2.39	\$ 1.59	\$ 1.19	\$ 0.96	\$ 0.80
\$ 3.12	\$ 2.08	\$ 1.56	\$ 1.25	\$ 1.04
\$ 3.42	\$ 2.28	\$ 1.71	\$ 1.37	\$ 1.14
\$ 2.63	\$ 1.76	\$ 1.32	\$ 1.05	\$ 0.88
\$ 0.99	\$ 0.66	\$ 0.49	\$ 0.40	\$ 0.33
\$ 2.14	\$ 1.43	\$ 1.07	\$ 0.86	\$ 0.71
\$ 1.78	\$ 1.19	\$ 0.89	\$ 0.71	\$ 0.59

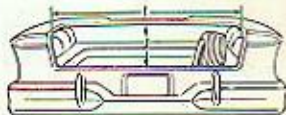
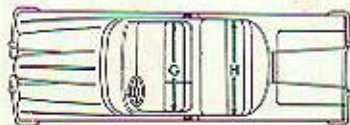
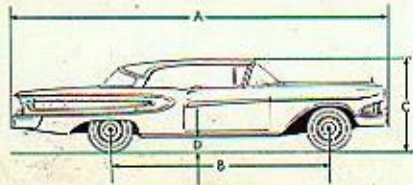
When You Size It Up FREE

**IN THE MEDIUM PRICE FIELD
THE ONE THAT'S REALLY NEW
IS THE LOWEST PRICED, TOO!**

1958 EDSEL

**GENERAL
SPECIFICATIONS**

	EDSEL		CHRYSLER
	RANGER PACER	CORSAIR CITATION	SARATOGA
A Overall length	213.17	218.86	220.2
B Wheelbase	118.04	124.05	126.0
C Overall height	56.42	56.83	57.0
D Min. road clearance	6.18	6.26	5.4
E Overall width	78.82	79.84	79.6
F Wheel tread (frt.)	59.44	59.38	60.9
G Front seat shoulder room	57.26	59.70	60.5
H Rear seat shoulder room	57.0	59.65	60.4
I Trunk opening width	49.16	50.50	57.4
J Vertical trunk depth	19.43	19.0	14.4



BUICK	BUICK	BUICK	BUICK	OLDSMOBILE	OLDSMOBILE	PONTIAC	PONTIAC	DODGE	DODGE	DODGE	DESOTO	DESOTO	DESOTO	CHRYSLER	CHRYSLER
SPECIAL	CENTURY	SUPER	ROAD-MASTER	Dynamic 88 Super 88	NINETY EIGHT	CHIEFTAIN	SUPER CHIEF STAR CHIEF	CORDONET 6 & Custom	ROYAL	CUSTOM ROYAL	FIRE SWEEP	FIRE DOME	FIREFLITE	WINDSOR	SARATOGA
211.8	211.8	219.1	219.1	208.2	216.7	210.5	215.5	213.8	213.8	213.8	216.5	218.1	218.6	218.1	220.2
122.0	122.0	127.5	127.5	122.5	126.5	122.0	124.0	122.0	122.0	122.0	122.0	126.0	126.0	122.0	126.0
57.6	56.9	59.4	59.6	57.4	57.4	57.0	57.0	56.6	56.8	57.1	56.8	57.1	57.1	56.8	57.0
6.1	6.4	6.4	6.6	6.0	6.0	6.26	6.26	5.4	5.6	5.6	5.3	5.5	5.5	5.5	5.4
78.1	78.1	79.8	79.8	78.5	78.5	77.4	77.4	78.3	78.3	78.3	78.3	78.3	78.3	79.6	79.6
59.5	60.0	60.0	60.0	59.0	59.0	58.8	58.8	61.4	60.9	60.9	60.9	60.9	60.9	60.9	60.9
56.9	56.9	58.5	58.5	56.9	56.9	56.4	56.4	60.5	60.5	60.5	60.5	60.5	60.5	60.5	60.5
55.7	55.7	56.8	56.8	55.7	55.7	56.2	56.2	60.4	60.4	60.4	60.4	60.4	60.4	60.4	60.4
46.84	46.84	52.80	52.80	46.8	46.8	44.1	44.1	58.4	58.4	58.4	57.4	57.4	57.4	57.4	57.4
15.50	15.50	16.06	16.06	15.7	15.7	17.4	17.4	15.4	15.4	15.4	14.4	14.4	14.4	14.4	14.4