

1965
CHEVROLET
TRUCKS

CHEVY-VAN



CHEVROLET



CHEVY-VAN

New low cost Chevy-Van is a highly versatile light-duty van designed to carry more than a ton of payload in a spacious cargo area with a style and efficiency aimed at keeping day-to-day operating expenses at an absolute minimum.

The economical Chevy-Van, Chevrolet's newest addition to a long line of closed delivery trucks, offers new efficiency to light-duty van users. Its long list of advantages starts with a build that's ready to keep the cost of operation low through many years of use. Tough unitized body-frame construction not only assures long truck life, it also provides for an exceptionally large load compartment with high weight carrying ability and a perfectly flat load compartment floor. With a maximum GVW rating of 5,000 lbs., this means you can

load up to 2,200 lbs. into this big sturdily built body. As further protection to the truck, all critical underbody areas are specially treated to resist rust and corrosion. Add to these advantages the convenience of a large flat broad-view windshield which costs less to replace —plus wide doors and a low loading height and you can see why Chevy-Van is tops in design. Further contributing to efficient van operation are two economical High Torque engines—the standard 153 Four and the extra-cost 230 Six.



SIDE WINDOWS, TOO! For 1965, Chevy-Van offers up to 10 side and rear windows as extra-cost options. Six window combinations are available to meet individual needs. Glass options include, in addition to front door windows, the following choice: rear doors only (2), right side doors (2), rear doors and right side doors (4), ten windows (shown above) and four right side windows, with or without rear door glass.



CHEVY-VAN LOAD COMPARTMENT

Floor is completely flat . . . load compartment is completely usable with 211 cubic feet of cargo space.

The usable load space inside a Chevy-Van is impressive. As a result of unitized body-frame construction which provides the extra strength, van interior is virtually unobstructed—contains a big 211 cubic feet of load space. And with a perfectly flat steel floor which features deep-embossed skid strips, Chevy-Van gives you over 50 sq. ft. of usable floor space to pile the cargo on. While the load length behind the engine is 7½ ft., and 9 ft. behind the driver's seat, there is ample room to the right of the engine compartment to load in objects over 12 ft. long. With an inside floor-to-ceiling height of 4½ ft. and a load compartment that's only 22 inches off the ground for extra loading and unloading convenience, Chevy-Van load compartment design has a way of making work easier for owners. It means you can load it up to its 2,200-lb. capacity quicker, more efficiently.



SIDE DOORS—Big double right side doors, available at extra cost, offer the ease and convenience of curbside loading through an opening more than four feet square. All doors feature double wall construction for greater strength and have key locks with a convenient single key locking system.



DRIVER COMPARTMENT—The Chevy-Van features a comfortable up-forward driving position with broad-view visibility through a large one-piece windshield. A foam-cushioned driver's seat with tough vinyl upholstery is standard; flip-swing or stationary-type passenger seats are available at extra cost. Standard appointments include a driver's sunshade and armrest, dispatch box door, dash panel insulation, vinyl-coated headliner, front and rear dome lamps, electric windshield wipers, heavy rubber floor mat and thickly insulated engine cover to minimize engine heat and sound.

CUSTOM OPTION—To give extra luxury and enhance appearance, an extra-cost Custom Option is offered. Included are nylon and vinyl seat upholstery materials, passenger's sunshade, coat hooks, dual horns, two-tone steering wheel with horn ring, cigar lighter, vinyl-coated headliner for load compartment, chrome hub caps and windows for the rear doors.

AUXILIARY PASSENGER SEATS

Two auxiliary passenger seats are available at extra cost; a flip-swing seat (see right), which can be swung out of the way when the space is needed for carrying cargo, and a stationary seat. Both auxiliary seat options include a passenger armrest, feature foam cushions and are available with standard or custom upholstery.



CONSTRUCTION FEATURES

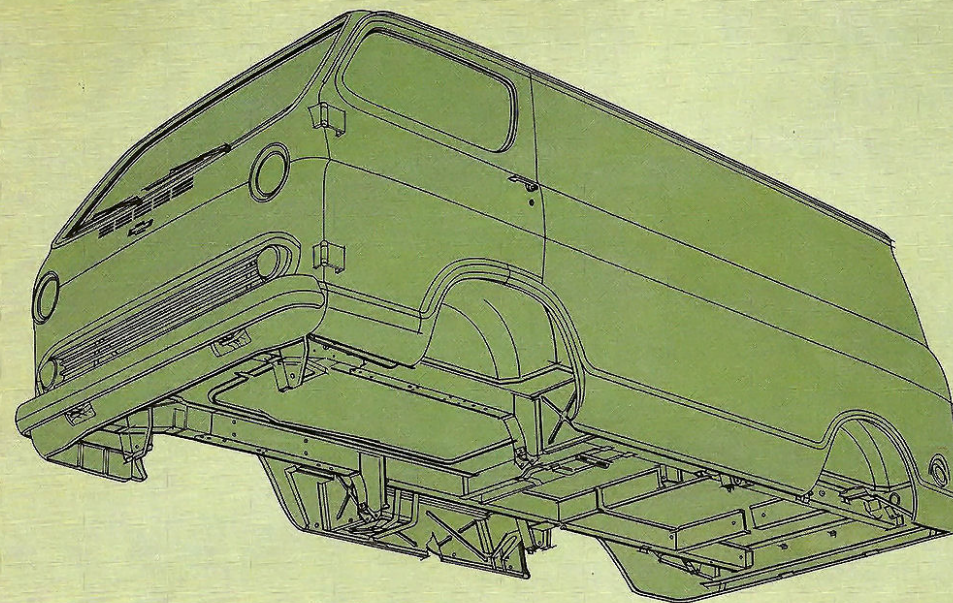
All welded unitized body-frame construction—Chevy-Van's integral body-frame structure is formed of heavy-gauge panels and structural members welded firmly together to form a tight, rattle-free unit that will withstand the rigors of the toughest hauling schedules. Even the engine housing is welded to the floor panel to give extra strength and help isolate engine sound.

One-piece body panels—Body front and side panels on Chevy-Van are of one-piece construction, greatly reducing the number of exposed coach joints where rust and corrosion often attack.


Weather-protected underbody—All underbody metal is covered with special rust preventives. Inner rocker panels, front outer rocker panels, front step wells, plenum panel, and wheel housings are gal-

vanized. High-zinc-content primers are applied to the entire outer surface of the underbody and to other body areas including the inner surface of the front end panel. Other anti-corrosion measures consist of undercoating wheel housings, rocker panels, front step wells and outer portions of toeboard. The result is rust and corrosion protection second to none in this truck class.


Extensive interior reinforcement—Here's the basis for Chevy-Van's exceptional torsional rigidity and durability. A deep-embossed floor panel is tied in directly with underbody components and joined as a single unit to upper body structure with vertical struts welded to rugged box-section headers. Three steel roof bows offer solid support to roof panel and help strengthen entire structure.



ENGINES



HIGH TORQUE 153 FOUR—Chevy's High Torque 153 Four brings you the fuel-saving economy of a lightweight space-saving four-cylinder engine. Standard power for the 153 Four delivers 90 hp and 152 ft.-lbs. of torque, ample power for most light-duty loads. With a 3 $\frac{3}{8}$ " x 3 $\frac{1}{4}$ " bore and stroke, overhead valve design, hydraulic valve lifters and tough 5-bearing crankshaft, the Chevrolet High Torque 153 Four is a sure saver on any run.



HIGH TORQUE 230-SIX—Now for 1965, Chevy's work-proved 230-Six is available for those delivery jobs that call for the extra power and durability of a big truck engine. Rated at 140 hp and 220 ft. lbs. of torque, the 230-Six delivers plenty of power for those tough hauls. Such quality features as 7-main bearing crankshaft, replaceable main bearings, hydraulic valve lifters and more help assure long, dependable economical performance.



ENGINE COMPARTMENT is welded to steel floor panel to form a strong, rigid "isolation" chamber around engine that and noise. A hinged lid swings back in a 95-degree and is held in place by a retaining chain for routine service and maintenance work. Engine compartment lid is insulated for minimum transfer of heat and noise.

CHASSIS FEATURES

TRANSMISSIONS—Choose from Synchro-Mesh transmissions with handy steering-column gearshift or easy-going Powerglide. Standard equipment is the 3-speed Synchro-Mesh with the fully automatic Powerglide optional at extra cost.

REAR AXLES—Rugged hypoid-gear rear axles give quiet, dependable performance. Standard axle has capacity of 2,400 lbs., with a 2,900-lb. capacity axle available at extra cost. Also optional at extra cost is a Posi-traction differential for extra traction and better control on slippery surfaces.

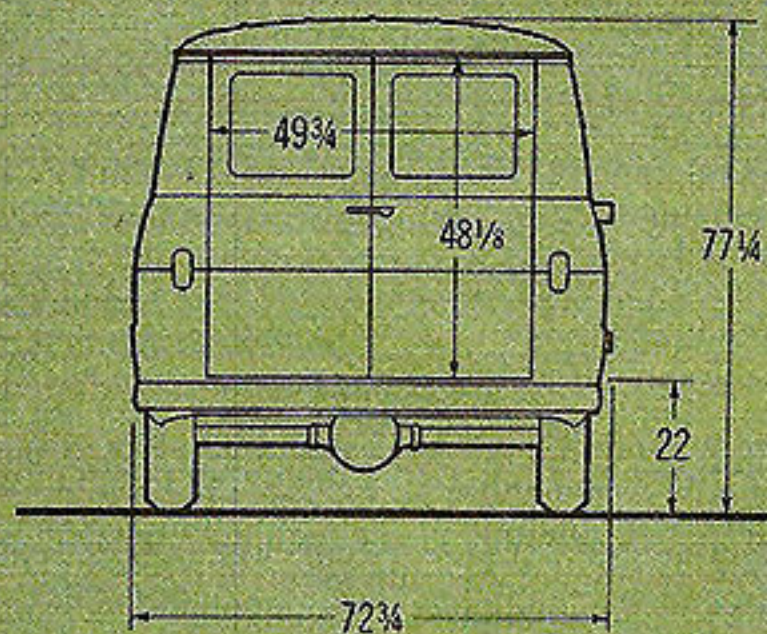
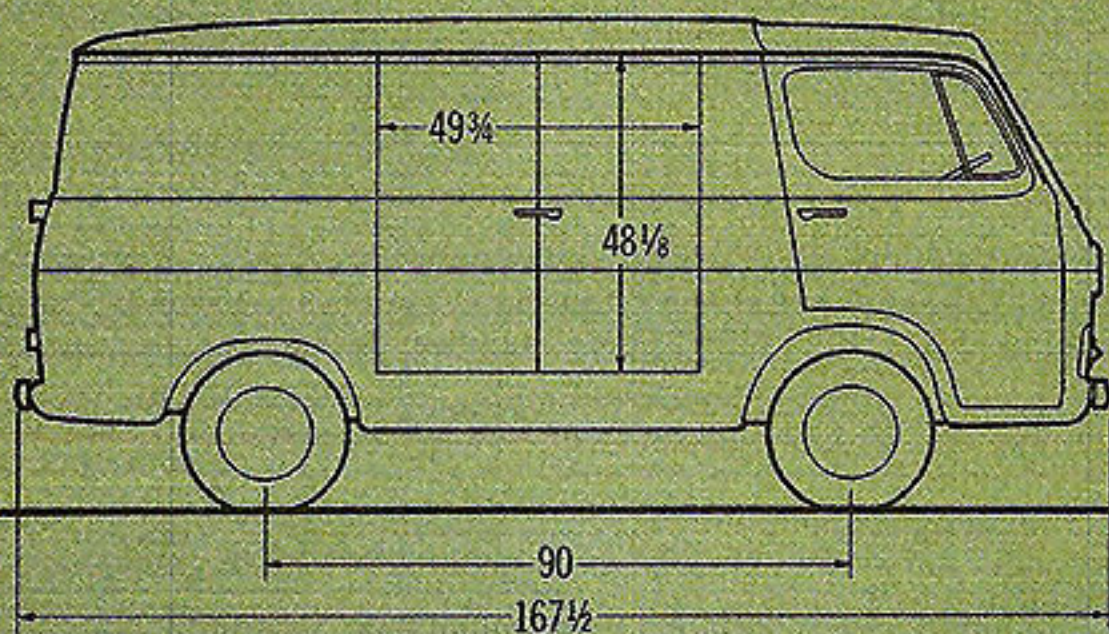
FRONT SUSPENSION—Tough 2,200-lb.-capacity I-beam front axle, tubular shock absorbers and easy-flexing 1,125-lb.-capacity leaf springs assure good riding qualities, proper support and true steering. For additional load-carrying capacity, 1,225-lb.-capacity springs are available at extra cost.

REAR SUSPENSION—Cargo is cushioned and supported by 6-leaf springs and tubular shock absorbers. Standard spring capacity is 1,200 lbs. each, with 7-leaf 1,450-lb. springs available at extra cost.

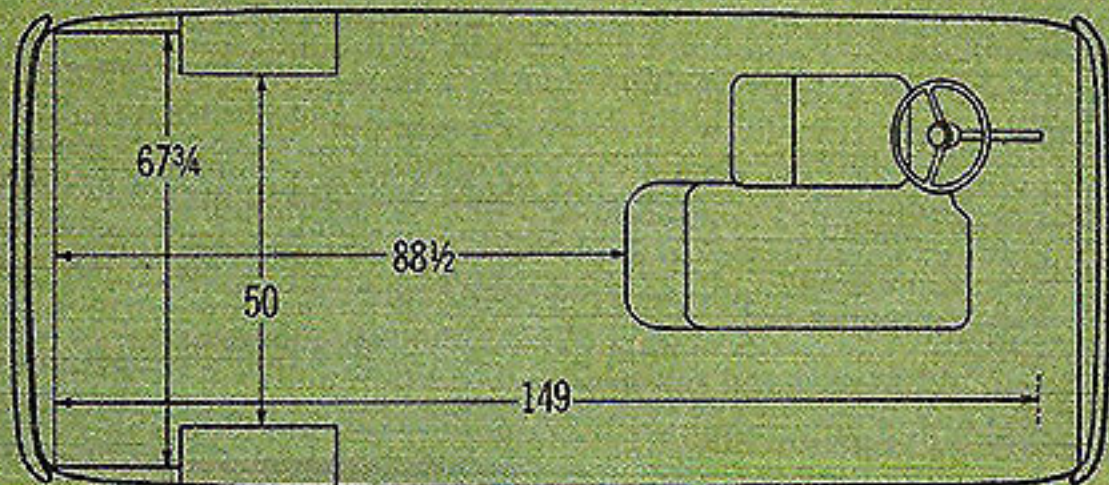

BRAKES—Self-adjusting hydraulic brakes keep maintenance to a minimum and assure safe, balanced braking.

DIMENSIONS

EXTERIOR:



INTERIOR:



SPECIFICATIONS

STANDARD EQUIPMENT—AIR CLEANER: Oiled-paper element • ARMREST: Driver's side • AXLE, FRONT: I-beam; capacity 2,200 lbs. • AXLE, REAR: Hypoid; ratio 3.36; capacity 2,400 lbs. • BATTERY: 12-volt; 54-plate; capacity 44 amp.-hr. • BRAKES: Hydraulic self-adjusting; 9 1/2" x 2 1/2" (front), 9 1/2" x 2" (rear); lining area 173 sq. in. • BUMPER: Front and rear (painted) • CLUTCH: Diameter 9 1/8"; area 72 sq. in. • DIRECTION SIGNALS: Front and rear • DISPATCH BOX DOOR • DOME LAMPS: Front and rear compartments • ENGINE: 153 Four; 90 horsepower; 153-cu.-in. displacement • GENERATOR: 32-amp. Delcotron • MIRRORS: Right and left (outside) • OIL FILTER: Full-flow; 1-pint capacity • SEAT: Driver only • SHOCK ABSORBERS: Front and rear • SPRINGS, SINGLE-STAGE LEAF: Front: capacity (each) 1,125 lbs.; Rear: capacity (each) 1,200 lbs. • STEERING: Ball gear; ratio 20 to 1; wheel diameter 17" • SUNSHADE: Driver's side • TIRES: Five tubeless 6.50-13/4PR • TRANSMISSION: 3-speed Synchro-Mesh • WINDSHIELD WIPERS: Dual electric; single-speed.

OPTIONAL EQUIPMENT*—AIR CLEANER: Oil bath • AXLE, REAR: Ratio 4.11 • AXLE, POSITRACTION REAR • AXLE, HEAVY-DUTY REAR: Capacity 2,900 lbs.; ratios 3.73 or 4.11 • BATTERY: Heavy-duty 70 amp.-hr. • CUSTOM EQUIPMENT: Includes nylon and vinyl upholstery, right sunshade, cigar lighter, cargo area headlining, chrome hub caps, coat hooks, dual horns, 2-tone steering wheel with horn ring and windows for rear doors • DOORS, DOUBLE LOADING TYPE: Right side of body • ENGINE: 230-cu.-in. Six (140 hp) • GENERATOR, HEAVY-DUTY: 42-amp., 55-amp. or 62-amp. Delcotron • GLASS: Soft-Ray tinted windshield and six window combinations offering up to ten additional side and rear windows • GVW PLATE: 5,000 lbs. (maximum) • HEATER: DeLuxe-Air • INSTRUMENT PANEL: Dispatch box door • MIRRORS: West Coast type Jr. (6" x 11") • RADIO: Manual control • SEAT: Passenger flip-swing auxiliary; auxiliary stationary • SPRINGS, FRONT: Capacity 1,225 lbs. • SPRINGS, REAR: Capacity 1,450 lbs. • TIRES: Five tubeless—6.50-13/4PR (Whitewall); 7.00-13/6PR (Blackwall or Whitewall); 7.00-13/8PR; 7.00-14/6PR; 7.00-14/8PR (Blackwall) • TRANSMISSION: Powerglide • WINDSHIELD WIPERS & WASHER: Electric; 2-speed. *Extra cost

CUSTOM FEATURE ACCESSORIES—In addition to a full range of factory-installed optional equipment, there's a broad selection of dealer-installed Custom Accessories for extra comfort, convenience and safety. You can custom-tailor your Chevy-Van to your own special needs by choosing from items such as special mirrors, seat belts, spotlight and clock. Ask your Chevrolet dealer for full details about the many Custom Feature accessories he offers.

All illustrations and specifications in this literature are based on the latest product information available at the time of publication. The right is reserved to make changes at any time in prices, colors, materials, equipment, specifications and models, and also to discontinue models. CHEVROLET MOTOR DIVISION OF GENERAL MOTORS CORPORATION, DETROIT, MICHIGAN.