

1969



# Chevy-Van & Sportvan





**Economical  
and efficient**

# Chevy-Vans

**In two lengths,  
two capacity ratings**

Chevy-Vans are built to work long, hard hours and keep your operating costs at a minimum. There are six models, two wheelbases, two capacity ratings, with a selection of two Sixes or a V8 engine. Half-ton Chevy-Vans are available with 90- or 108-inch wheelbase, ¾-ton models with the 108-inch wheelbase. Cubic capacities range up to 256 cu. ft. with Chevy-Van 108 in which objects more than 13½ feet long can be accommodated. For easy cargo handling, cargo doors are 4 ft. X 4 ft.


Standard power is in six-cylinder models is the 230-cu.-in. Six. The larger 250 Six is available. For top power, get the 200-hp 307 V8, standard in V8 models. A fully synchronized 3-speed transmission is standard in all models. Or you may order a 4-speed for greater versatility. For '69 there's a selection of automatic transmissions: Powerglide or Turbo Hydra-Matic. The wide range of Chevy-Van power choices help make Chevy-Van a time-saving money-maker on your job.



Right side cargo doors. Standard with 108" WB, available with 90" WB.



Flat, level floor.



New battery location for easy check.



Easy entry and exit.



Low loading height.



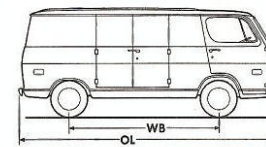
Easy access for routine engine checks.



Below Eye-Line-Level Mirror.

Chevy-Van's all-welded unitized body-frame construction is engineered to take hard, steady use and stay strong. Special weather protection is provided to resist rust and corrosion. To this toughness, Chevrolet has added comfort and ease of operation. Tapered-leaf springs front and rear smooth and level the ride for driver and load, while eliminating unnecessary weight. Note the ease of driver entry and exit. The wheel-well is back, out of the way. You'll value Chevy-Van's

standard safety features including dual master cylinder brake system with warning light, self-adjusting brakes and many more.



	DIMENSIONS	
	WB Wheelbase (in.)	OL Overall Length (in.)
GS/GE 11005	90	171
GS/GE 11305 GS/GE 21305	108	189

## Dimensions

	Chevy-Van 90 GS/GE 11005	Chevy-Van 108 GS/GE 11305 GS/GE 21305
A—Maximum inside length (in.)	149	167
B—Length from engine compartment to rear doors (in.)	92	110
C—Maximum inside width (in.)	68	68
D—Width between wheelhousings (in.)	50	50
E—Rear and side loading door width (in.)	48¼	48¼
F—Rear and side loading door width (in.)	49¼	49¼
G—Ground to floor rear height (in.)	22½	25*
Chevy-Van body capacity (cu. ft.)	209	256

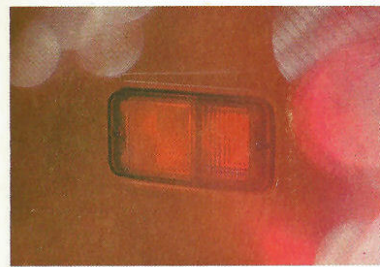
\*22½ inches on GS/GE 11305 Chevy-Van 108




**Active families go for Sportvans**  
**Around the town or cross-country**

Here's Chevy Sportvan—to put leisurely fun back in family outings, hunting and fishing trips or just hauling kids and cargo around town. Sportvan is available with 90- or 108-inch wheelbase, in 1/2- or 3/4-ton nominal ratings. Order rear seats and you can transport eight people in comfort and luxury. Sportvan can be powered by a 230- or 250-cu.-in. Six or a high-performance 307 V8. Big selection of transmissions, too. From the fully synchronized 3-speed to the Turbo Hydra-Matic automatic transmission.


For all-around convenience, Sportvan is unsurpassed. Wide driver and passenger doors plus big double rear and right side doors make loading and unloading a breeze. A retractable step for rear passengers appears whenever you open the side doors. There are many other conveniences, too. Like swing-out side windows, an engine up front, over 9 ft. of people and/or load space from front seats to rear doors in Sportvan 90, over 10 1/2 ft. in Sportvan 108, plus a flat cargo floor for easy loading of heavy objects.



Side marker reflectors




Backup lights



Engine housing cover



Instrument panel



New foam-padded bucket seats with seat belts

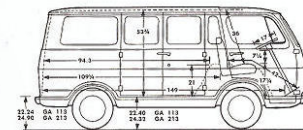


Excellent forward visibility

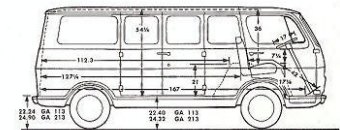


Retractable side step

**Dimensions—Sportvan 90**



**Dimensions—Sportvan 108**



Hunters, fishermen, families and retired couples find Sportvan the ideal vehicle for creating their dream house on wheels. Begin with the wide range of dealer-installed accessories such as radio, below-eye-line rearview mirrors and interior camping equipment. Then, you may want to go all the way with tent-covered patio, retractable or permanent camper hardtop and a host of sleeping and cooking facilities inside to suit your fancy. See your Chevrolet dealer for complete details. Whatever your choice, you'll find Chevrolet Sportvan a strong, tightly constructed vehicle that rides like a car and becomes part of the family for years of fun.

	DIMENSIONS			DIMENSIONS	
	Wheelbase (in.)	Overall Length (in.)		Wheelbase (in.)	Overall Length (in.)
GS/GE 11006	90	171	GS/GE 11306	108	189
GS/GE 11026			GS/GE 21306		
GS/GE 11036			GS/GE 11326		
	GS/GE 21326				
	GS/GE 11336	GS/GE 21336			



Standard Chevy-Van interior with available passenger seat



Sportvan seating arrangement with available rear seats

## Chevy-Van &


## Sportvan Interiors



Smart appearance, comfort and practical durability are characteristic of Chevy-Van and Sportvan interior appointments. In Chevy-Van, a new foam-padded bucket-type driver's seat is standard. Order a flip-swing or stationary passenger seat if you wish. Standard appointments include heater and defroster, driver's sunshade and armrest, dispatch box, front and rear dome lights, 2-speed electric windshield wipers and washers, seat belts with retractors. **A Chevy-Van Custom Package** includes such items as cigarette

lighter, dual horns, and windows for rear doors. Most of these items are included in Sportvans, and additional luxuries are available. **Sportvan Custom Features**, in addition to or replacing Sportvan equipment, include newly styled foam-padded bucket seats for driver and passenger, vinyl-coated rubber floor mats color-keyed to interior trim color, cigarette lighter, coat hooks, padded vinyl on engine housing rear panel, full-length perforated hardboard headliner and other refinements. **Sportvan Deluxe**

**Features**, in addition to or replacing custom equipment, include new all-vinyl seat trims, new vinyl trim panels for doors and sidewalls, front compartment carpeting, vinyl spare wheel cover in addition to exterior features like bright metal belt molding, hub caps, bumpers and outside mirrors. New body-integrated air conditioning is available on Custom and Deluxe Sportvans. Your Chevrolet dealer can tell you all the ways in which Chevy-Van and Sportvan can be equipped for your special comfort and convenience.






**Chevy-Van and Sportvan's**  
**Solid Build**  
*keeps a good thing going for a long time.*

Take a good look at what it takes to build a van with Chevy's long lifeline: (1) **ALL-WELDED UNITIZED BODY-FRAME.** Heavy-gauge panels are welded to strong structural members. Each component contributes to the strength of the entire structure. The number of joints is minimized, reducing the possibility of rust and corrosion. (2) **WEATHER-PROTECTED UNDERBODY.** Rocker panels and wheel housings are galvanized. High-zinc-content primers are applied to underbody and inner front panel. Asphalt mastic is additional protection for many areas.

(3) **TAPERED-LEAF SPRINGS.** These springs are thicker at the center, tapered at the ends where there is less stress. The design results in exceptionally fine ride qualities. (4) **FRONT SUSPENSION.** Sturdy I-beam front axle with piston-type shock absorbers provides proper support. (5) **CLUTCH.** Diaphragm spring clutch provides easy, smooth operation. (6) **TRANSMISSIONS.** Manual 3-speed and 4-speed units are available. Both are fully

synchronized in all forward gears. Automatic Powerglide or the new 3-speed Turbo Hydra-Matic transmission can be ordered. (7) **REAR AXLE.** Wide choice of capacities and ratios tailor carrying ability and performance to your specific job. Positraction is available for extra traction on slippery surfaces. (8) **DUAL BRAKE SYSTEM.** Stopping power is maintained at front or rear wheels in the event of accidental damage to a hydraulic line. Brakes are self-adjusting. (9) **REAR SUSPENSION.** Tapered-leaf springs and piston-type shock absorbers smooth the ride, give firm support to heavy cargos.



## Chevrolet Engines

for economy and staying power

### 230 SIX

This 140-hp workhorse is standard in 6-cylinder models. High efficiency and rugged durability are achieved with such components as wedge-type combustion chambers and a seven-main-bearing crankshaft. Hydraulic lifters contribute to quiet, dependable operation. Choose the 230 Six for top economy.

Exhaust emission control system included with all engines.

### 250 SIX

Chevy's 250-cu.-in. Six with 155 hp is available. Camshaft is contoured for best combination of performance and economy. Exceptional smoothness is provided by a 12-counterweight crankshaft with torsional dampeners. Full-length water jackets provide uniform cooling of the cylinder walls to prolong engine life.

### 307 V8

The 307-cu.-in. V8 is standard in all V8 models. Efficient design permits operation on regular grade fuel for maximum economy. Things like long-life exhaust valves, which are specially coated to retard the formation of deposits, characterize the toughness and durability built into the 307 V8. Specify this power plant for top performance.

# Specifications

Series	GS/GE 10 (½ Ton)		GS/GE 20 (¾ Ton)	
	3900 to 5000		5200 to 6200	
GVW Ratings (lbs.)	Standard	Optional	Standard	Optional
	Axle—Type		I-Beam	
	—cap. (lbs.)	2200	3000	
	Springs—type		Tapered Leaf	
	—cap. (lbs.)	1125	1220	1275 1375
	Shock Absorbers		Standard	
Stabilizer Bar		Optional		
Rear Suspension	Axle—type		Semi-Floating	
	—cap. (lbs.)	2400	3600	
	—Ratios	3.36	4.11	3.73
	—cap. (lbs.)	2900		
	—Ratios		3.73, 4.11	
	Springs—type		Tapered Leaf	
—cap. (lbs.)	950	1525	1525 1900	
Shock Absorbers		Standard		
Engines	*230 Six	250 Six	*230 Six	250 Six
	**307 V8		**307 V8	
Clutch	Dia. (in.)	*10	*10	
	Area (sq. in.)	*100	*100	
	Dia. (in.)	**11	**11	
	Area (sq. in.)	**124	**124	
Fuel Tank	Cap. (gal.)	24.5	24.5	
Transmissions	3-spd.	4-spd.	3-spd.	4-spd.
		Powerglide		Powerglide
		Turbo Hydra-Matic		Turbo Hydra-Matic
Brakes		Hydraulic	Hydraulic	Power
Electrical	Battery	44 Amp.-Hr.	70 Amp.-Hr.	44 Amp.-Hr. 70 Amp.-Hr.
	Generator	32 Amp.	42, 61	32 Amp. 42, 61
Frame	Unitized Body-Frame			
Steering	Manual		Manual	
Wheels & Tires	Disc Wheels—type		6-stud	
	—rim width (in.)		5.50	
	Tubeless Tires—sizes (Passenger car type)		7.35-14 4-ply (8pr)	7.75-15 4-ply (8pr) 8.15-15 4-ply (8pr)
	Tubeless Tire—sizes (Truck type)—sizes		7.00-14 6pr	8.0-16.5 (6pr)
	Tube-type Tires—sizes (Passenger car type)		7.00-14 8pr	
				7.75-15 4-ply (8pr)


Equipment shown in blue optional at extra cost. \*Standard on 6-cylinder models. \*\*Standard on V8 models.

# Engine Specifications


	Six-Cylinder Engines		V8 Engine
	230 Six	250 Six	307 V8
Displacement (cu. in.)	230	250	307
Bore & Stroke (in.)	3½ x 3¼	3½ x 3½	3½ x 3¼
Compression Ratio	8.5 to 1	8.5 to 1	8.5 to 1
Gross Horsepower @ rpm	140 @ 4400	155 @ 4200	200 @ 4600
Net Horsepower @ rpm	115 @ 3600	120 @ 3800	150 @ 4000
Gross Torque (lbs.-ft.) @ rpm	220 @ 1600	235 @ 1600	300 @ 2400
Net Torque (lbs.-ft.) @ rpm	200 @ 1600	210 @ 2000	255 @ 2000

\*Engine ratings shown are with A.I.R. exhaust emission control system.


# Tailor Chevy-Van to your way of working...from a wide range of factory-installed special equipment.




Insulation and refrigeration equipment for cold delivery



Bins and racks for plumbing, heating and air conditioning service



Twin air vents



Load compartment partitions

Your Chevrolet dealer can refer to the Special Equipment and Special Equipment Prices sections of the 1969 Chevrolet Truck Data Book for more detailed descriptions, specifications, prices and ordering information covering the equipment above and other special items available for Chevy-Vans.

All illustrations and specifications contained in this literature are based on the latest product information available at the time of publication. The right is reserved to make changes at any time in prices, colors, materials, equipment, specifications and models, and also to discontinue models. CHEVROLET MOTOR DIVISION OF GENERAL MOTORS CORPORATION, DETROIT, MICHIGAN 48202. LITHO IN U.S.A.

