


THE HAWK

BY STUDEBAKER



... for men, and women too, with preferences that make them different ... in sport, in clothing, in cars. Because The Hawk is different! Study the simplicity of its lines. They impart a feeling of motion even when the car is standing still. And in motion, The Hawk never disappoints. Its new, larger V-8 engine and its

over-sized brakes form an exceptionally efficient go and stop combination. Its handling characteristics are pure joy ... precise, taut and highly responsive. The Hawk is motorsport for the driver and sophisticated transportation for its passengers. It is the most distinctive car on the American road.




DISTINCTIVE STYLING plus smooth powerful performance are characteristics of The Hawk. Its lines are long, low and pleasingly continental. From any angle, it presents a custom coachcrafted appearance that makes people stop and look twice. Hawk owners are proud owners. Look it over and you'll agree.




NEW ENGINE, MORE POWER... Studebaker's new 289 cubic inch V-8 powers The Hawk with exciting verve. This is a proven, economical powerplant of rugged design and durable construction. Optional 4-barrel carburetor and dual exhaust give performance a significant boost for those who desire more potency.



LUXURIOUS INTERIORS enhance The Hawk's attractive appearance. A choice of either fabric or pleated vinyl seats add to the wide range of interior combinations available. Appointments are elegantly finished in tasteful colors and the dashboard features large black dials for fast, easy reading. Individually adjustable front seats, reclining seats and headrests are optional features for ultimate comfort and relaxation.



POWER TO STOP... Large brake drums provide The Hawk with stopping power to match its powerful performance. Motor with confidence... stops are sure, safe, smooth.



THE HAWK BY STUDEBAKER

DIMENSIONS AND WEIGHTS

Overall length	204"
Overall width	71.3"
Overall height, loaded	55.5"
Wheelbase	120.5"
Shipping weight, lbs.	3205
Turning diameter: Curb to Curb	42'-6"
Headroom: front-rear	34.5"—33.75"
Legroom: front-rear	44.00"—37.00"
Hiproom: front-rear	59.5"—58.00"
Shoulder Room: front-rear	55.00"—53.00"

ENGINE

Bore & Stroke	3.562" x 3.625"
Piston Displacement (cu. in.)	289.0
Horsepower, Maximum	210 @ 4500 rpm
Torque, Max. lb.-ft.	300 @ 2800 rpm
Compression Ratio8 to 1
Carburetor Downdraft	2 barrels
Crankcase capacity (add 1 qt. for filter)	5 qts.
Cooling system capacity (add 1 qt. for heater)	17 qts.
Fuel Capacity	18 gals.
Fuel Recommended	Regular
Battery	12 Volts
Dual Exhaust	Standard
Oil Filter	Standard

With optional 4 bbl. carburetor...225 hp @ 4500 rpm.

OPTIONAL EQUIPMENT AND ACCESSORIES

Air Conditioning	Radio Antenna: Cow Type
Air Cleaner, Wet Type	Manual or Reel; Deck Lid
Back-Up Lights	Rear Compartment Speaker
Chrome Wheel Discs—	Rearview Mirror
Spoke or Regular	Safety Padded Sun Visor
Cigarette Lighter	Seat Belts, Front and Rear
Climatizer	Seats, Individually Adjustable
Continental Wheel Cover	Seats, Reclining:
Cushion Topper	Solid cushion, split backs.
Door Edge Guards	Individual cushions and backs
Electric Clock	Spotlight
Engine Tachometer	Tinted Safety Glass
Glovebox Light	Tires, White Sidewall
Headrests	Transmissions:
Hill Holder—(Standard	(3 Speed Synchromesh
and overdrive	Standard Equipment)
transmissions only)	Automatic
Plastic Seat Covers	Automatic with Anti-creep
Power Brakes	option
Power Kit	Overdrive with 3 Speed
Power Steering	Synchromesh
Radio: Manual; Push	Twin-Traction Differential
Button; Signal Seeking	Windshield Washer

The manufacturer reserves the right to change specifications, designs or prices without notice and without incurring obligation. Information contained herein is from data available at time of printing.