



THE EXIGE S

LOTUS

LOTUS EXIGE S

CONTENTS



A UNIQUE PLACE IN HISTORY	4-5
LOTUS RACING BACK ON TRACK	6-7
THE MODERN REVOLUTION	8-9
BUILT IN PERFORMANCE	10-11
BORN ON TRACK	12-13
HOME ON THE ROAD	14-15
THE LOTUS EXIGE S	20-21
THE LOTUS EXIGE S ROADSTER	22-23
FEATURE FOCUS	24-25
COCKPIT INTERIOR	26-27
BODY COLOURS	30-31
INTERIOR STYLE	32-33
EXTERIOR WHEELS	34
OPTION PACKS	35
TECHNICAL SPECIFICATION	36-38
LOTUS LIFE	39
FURTHER INFORMATION	40



A UNIQUE PLACE IN HISTORY



Lotus is a driving icon that throughout decades of development has remained true to its founding principles; from the original Elite to the latest Evora. Efficient use of the minimum number of parts, a perfectly balanced chassis and a tactile and involving spirit are recognisable in every car to carry the Lotus badge.

In 1948 Colin Chapman built his first car, following his own theories for improved performance. He formed Lotus in 1952 and from then on the company has never ceased to innovate. In competition, Lotus has a rich history. In Formula 1 alone Lotus has more than 500 Grand Prix starts, complete with 80 victories and 7 World Championships. In addition to the accolades gained in F1, Lotus has successfully competed in Rally, Le Mans, Indy and sports car classes around the world.

Chapman was a pioneer in creating lightweight cars, his innovations changed the face of racing car design forever. From the introduction of 'ground effect', aerofoil wings, monocoque chassis and active-ride suspension through to the aluminium bonded chassis of the modern line up, Lotus have never stopped inventing and the passion for innovation remains at the core of everything they do today.



7
FIA Formula 1
Constructors'
World
Championships



6
FIA Formula 1
Drivers'
World
Championships



80
FIA Formula 1
Grand Prix
Wins




9
Le Mans
Wins
(in Class)



1
Indianapolis 500
Win



1
FIA World Rally
Championship



Above: Founder Colin Chapman.
Left: 1970, the British Grand Prix was won by Rindt's Lotus 72.
Right: 1972, Fittipaldi in the iconic black and gold livery debriefs Chapman.

“If you're not winning, you're not trying.”

Colin Chapman


LOTUS RACING ON TRACK



Left: Evora GT4
Below: LMP2 Car
Bottom: 2012 MSA British Endurance Championship winning Evora GTC
Right: 2012 Lotus F1 Car at the Australian Grand Prix



©garryfuller.com



THE MODERN REVOLUTION



The Exige has always blended the extreme and the sublime. In true Lotus fashion, it traces its origins back to motorsport, conceived from technology developed in competition. With its highly tuned engine, dramatic styling, and hardcore handling - Lotus' recipe for intense performance remains instantly recognisable.

Both the Exige's looks and power have evolved since its original conception. The aggressive lines of the Exige S underline its racing pedigree; its track inspired aerodynamics a statement of its performance ability.

Combining the coupé's awesome power and handling with an open air experience is the Exige S Roadster. It's the first time an Exige has been offered with a soft top, one which is typically lightweight and easy to remove or fit.

Lotus' engineering and motorsport expertise is clear, ensuring a sports car that delivers on both road and track, its lightweight chassis and awesome supercharged engine providing a perfect balance of power and weight. This potent combination becomes obvious in its motorsport evolution, with the formidable Exige V6 Cup R set to stir up Lotus Cup series worldwide.


BUILT IN PERFORMANCE



The essence of every Lotus is found in its exceptional engineering and focus on performance. Production combines high technology processes with hand finishing techniques. Teams of specialists oversee every process ensuring Lotus' high-quality engineering standards are met during every stage of the build; with completed cars undergoing rigorous rolling road and water-ingress tests to ensure ultimate reliability and performance.




The state-of-the-art Exige chassis is composed of an extruded and bonded aluminium structure, developed for its lightweight yet incredibly stiff design, with a central tub containing the driver's cockpit and safety cell – a format closely reflecting the layout of modern-day racing cars. Its unique design ensures an extremely rigid chassis, and the perfect foundation for an agile sports car.



Underneath the new Exige S body lays the key to its potent performance, a mid-mounted, supercharged V6 producing 345 hp (350 PS) and a staggering 295 lbft (400 Nm) of torque.

Coupling this powerplant with the Exige's sublime chassis provides the perfect foundation for this unparalleled sports car.

BORN ON TRACK



Intense performance comes from intensive detail. Lotus' motorsport expertise features strongly in the Exige's design and engineering, with race-derived components such as double wishbone suspension, Bilstein dampers, Eibach springs and AP Racing track tuned braking systems, every component having been carefully optimised on track.

A dramatic styling overhaul sees a new, sleeker body design, with its sculptured, leaner shape prominent in the Exige S Roadster, which safely sheds its aerodynamic aids in order to maximise airflow with the roof off. A new, track focussed aerodynamic package is fitted to the coupé, conveying its racing purpose even before the engine is fired.

Helping the driver harness the incredible power is a new Dynamic Performance Management system (DPM) that offers extra stability when the high levels of grip are exceeded. A selectable Sport mode takes DPM one step further, allowing the driver to safely explore the limits even more. Choose the 'Race Pack' option for Launch Control and a fourth 'Race' mode providing maximum possible traction and stability in and out of corners for ultimate lap times.





HOME ON THE ROAD



The transition from twisting track to open road does not faze the Exige S, with its expertly engineered suspension working in harmony with its chassis and sticky Pirelli tyres, ensuring swift progress without compromising driver involvement or feedback.

Whatever the circumstances - tight hairpin, sweeping curve or flowing straight, the Exige S is superbly poised and controlled, delivering confidence-inspiring feedback. At the slightest urge, the supercharged engine delivers immediate throttle response thanks to ample torque available throughout the rev range. Immense stopping power comes via huge cross-drilled and ventilated four-piston calliper brakes. A slick shifting 6 speed manual with optimised sports ratios puts you in total control of the driving experience.

Whether in coupé or Roadster guise, the Exige S cuts an imposing silhouette on the road, instantly standing out from the crowd. From its purposeful design to its awe inspiring dynamic capabilities, the Exige S' intent is clear. Its credentials may be proven on track, but it is equally at home on the road.

DESIGNED TO
PERFORM



DUAL IMPACT




THE LOTUS EXIGE S



Raw performance, agility, unparalleled ride and handling and mind blowing drive experience: these attributes are what people have come to expect from Lotus, and the Exige S doesn't disappoint. With a 345 hp (350 PS) supercharged V6 engine powering it from 0-60mph in only 3.8 seconds, this track developed road car isn't for the faint-hearted. Performance is accessed via a 6 speed manual transmission with perfectly matched ratios. Track-inspired details such as the all-new aerodynamic package, through to its race-inspired steering wheel and lightweight sport seats amplify its potent abilities.

Thrills come from the incredible sensation of intimacy experienced in the Exige S. But you wouldn't expect any less from a car developed for drivers by drivers. Expertly honed by the renowned Lotus ride and handling team on some of the world's most demanding test circuits including the Hethel test track, its dynamic capabilities are awe-inspiring.

The ultimate expression of performance, the Lotus Exige S is a true race car for the road.



Max Power	345 hp (350 PS) at 7000 rpm
Max Torque	295 lbft (400 Nm) at 4500 rpm
0 – 60 mph	3.8 seconds
0 – 100 km/h	4.0 seconds
Max Speed	170 mph (274 km/h)
Weight	1176 kg

THE LOTUS EXIGE S ROADSTER



Premium Pack Roadster interior

The Lotus Exige S Roadster combines the pure performance of its coupé twin with the unique open air driving experience loved in the Elise. Its new, sleeker body design, with its sculptured, leaner shape allows it to safely shed its aerodynamic aids in order to maximise airflow with the roof off. It's the first Exige offered with a factory-fitted soft top, one which is typically lightweight and easy to install and remove.

A fine balance between beauty and beast, it shares the same powertrain and race-derived technologies as the coupé, ensuring that wind-in-the-hair thrills do not compromise extreme performance, with the Roadster mirroring the coupé's 0-60 mph time of 3.8 seconds.


Lotus' superb knowledge of driving dynamics ensures that the front end turns in with an almost telepathic precision, while the rear remains stable at all times unless deliberately provoked. Its tuned sports exhaust can be amplified at the flick of a switch, providing a dramatic aural soundtrack.

Max Power	345 hp (350 PS) at 7000 rpm
Max Torque	295 lbft (400 Nm) at 4500 rpm
0 – 60 mph	3.8 seconds
0 – 100 km/h	4.0 seconds
Max Speed	145 mph (233 km/h)*
Weight	1166 kg

* Electronically restricted



FEATURE FOCUS



Supercharged Engine

Surging linear power is delivered instantly via the 3.5 litre V6 engine that's coupled with a Harrop HTV1320 supercharger assembly (utilising Eaton Twin Vortex Series (TVS) Technology™). The forced induction powerplant delivers 345 hp (350 PS) and 295 lbft (400 Nm) of torque.



6 Speed Manual

A slick shifting 6 speed manual transmission, featuring sports ratios perfectly matched to the engine configuration and driving dynamics puts you in complete control of the driving experience.



Advanced Aerodynamics

A new, fluid body design ensures maximised airflow, optimised for roof off driving in the Roadster. The coupé receives a new, track focussed aero package with a front splitter, rear diffuser and rear spoiler conveying its dynamic intent.



Headlamps and LED Rear Lights

The highly distinctive headlamps incorporate hi-tech LED daylight running lights and indicators, while the rear LED brake light cluster is instantly recognisable.



Exhaust

A free flowing exhaust system features a special bypass valve that opens at higher speeds to reduce the back pressure in the system, increasing the power output and producing a heightened exhaust note.



Brakes

Immense stopping power comes as standard via race-proven AP-Racing four piston calipers squeezing ventilated and cross drilled cast iron discs, 350 mm at the front, 332 mm at the rear. A track tuned 4-channel Antilock Braking System ensures absolute confidence.



Wheels and Tyres

Specially designed lightweight alloy wheels subtly enhance the way your car looks and drives. Sticky Pirelli P-Zero Corsa's are fitted as standard, providing a perfect harmony with the suspension and chassis. If the track is your road, select the P-Zero Trofeo option, providing the ultimate in dry grip.



Race Pack Options

Lotus DPM offers extra stability when the high levels of grip are exceeded, with a Sport mode allowing the driver to safely explore the limits even more. Choose the 'Race Pack' option for Launch Control and a Race mode providing maximum possible traction out of corners for ultimate lap times.

COCKPIT INTERIOR



Premium Pack Sport Coupé interior



The Exige's pure and driver focused cockpit is a special place to be. Get comfortable in the sculpted, fixed-back sports seats and grasp the race inspired steering wheel. All controls are carefully positioned for maximum ease of use under the most demanding conditions, with nothing superfluous to distract you from the finer points of driving.

Machined aluminium features along with supple, hand trimmed and twin stitched leather. New interior package options on both the coupé and the Roadster provide added comfort and style designed to create an internal cockpit optimised for ultimate driving pleasure.


Contemporary items such as a CD/MP3 player with 4 speakers are complemented by options such as air conditioning, heated seats and a convenience pack with iPod®/USB connectivity and cruise control, ensuring the Exige is a car for everyday use.

SLEEK
SILHOUETTE

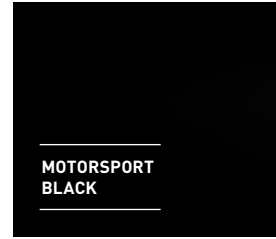


BODY COLOURS

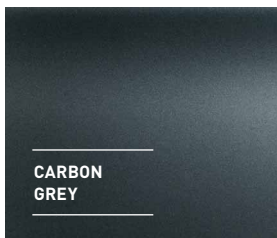
STANDARD COLOURS



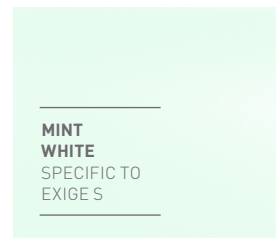
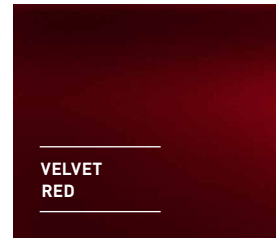
MOTORSPORT COLOURS



METALLIC COLOURS



PREMIUM COLOURS



Out of range body colours such as previous Lotus colours, other manufacturer's special colours and 'match to sample' colours are available via the Lotus Bespoke service. Your Lotus dealer will be happy to advise on colours and price.

INTERIOR STYLE

Ordering an Exige S is all about you, your choice, and your pleasure. Whatever your favoured body colour, you can select seat upholstery and trim to match or contrast. You can also choose your style of seats, depending on your pack choice.

COUPÉ



STANDARD



PREMIUM PACK



PREMIUM PACK SPORT

ROADSTER




STANDARD



PREMIUM PACK



PREMIUM PACK SPORT




EBONY
BLACK
LEATHER



VENOM
RED
LEATHER



IVORY
WHITE
LEATHER



ASH
GREY
LEATHER



COCOA
BROWN
LEATHER



COGNAC
BROWN
LEATHER



IMPERIAL
BLUE
LEATHER



SLATE
GREY
SUEDETEX®



CHARCOAL
CLOTH

Disclaimer:
Colour swatches are for illustration purposes only and may not accurately reflect the actual colour finish of the vehicle. Please consult your Lotus dealer for accurate colour samples.

EXTERIOR WHEELS

Nothing sets off a car like a great set of wheels, so the Exige S receives a new, bespoke wheel design. Standard on the Exige S are lightweight, cast 17/18 alloys in either gloss black on the coupé or silver on the Roadster. For a more aggressive look, select the optional diamond cut Sport wheels.



STANDARD COUPÉ WHEEL
GLOSS BLACK, CAST
(17" FRONT AND 18" REAR)



STANDARD ROADSTER WHEEL
SILVER, CAST
(17" FRONT AND 18" REAR)



SPORT WHEEL
DIAMOND CUT, CAST
(17" FRONT AND 18" REAR)



OPTION PACKS

PREMIUM PACK COUPÉ

Choice of leather colours: Ebony Black, Venom Red, Ivory White, Ash Grey, Cocoa Brown, Cognac Brown, Imperial Blue

Covered foot well area (carpet + leather)

Premium steering wheel in full black leather

Leather sills

Door panels in leather

Sport seats in full leather

Trinket tray with divider and stowage mats

Leather dashboard area

PREMIUM PACK ROADSTER

Choice of leather colours: Ebony Black, Venom Red, Ivory White, Ash Grey, Cocoa Brown, Cognac Brown, Imperial Blue

Covered foot well area (carpet + leather)

Premium steering wheel in full black leather

Leather sills

Quilted door panels in leather

Quilted Sport seats in full leather

Trinket tray with divider and stowage mats

Leather dashboard area

PREMIUM PACK SPORT COUPÉ

Sport seats in Ebony Black leather or Ebony Black/Slate Grey SuedeTex® combination with carbon effect leather inserts

Leather or SuedeTex® centre console

Premium Sport steering wheel

Door panels in leather or SuedeTex®

PREMIUM PACK SPORT ROADSTER

Quilted Sport seats in Ebony Black leather or Ebony Black/Slate Grey SuedeTex® combination

Leather or SuedeTex® centre console

Premium Sport steering wheel

Door panels in leather or SuedeTex®

RACE PACK

4 mode Lotus DPM system including Launch Control, Exhaust bypass valve override switch and optimised suspension to suit the Trofeo tyre characteristics

CONVENIENCE PACK

Trinket tray divider (standard with Premium Pack)

USB connection

Cup holder

Cruise control

TECHNICAL SPECIFICATION

ENGINE

All alloy, 3.5 litre DOHC V6 VVTi, 24-valve
Evora S equipped with Harrop HTV 1320 Supercharger utilising Eaton TVS™ Technology
Mid mounted, transverse, rear wheel drive
Multi-point sequential fuel injection and direct ignition system
Lotus Electronic Throttle Control system

TRANSMISSION

6 speed manual with sports ratios
Constant mesh helical gears and open differentials
BOSCH Electronic Differential Lock (EDL)

CHASSIS / BODY

Two-door, two seater coupé or convertible bodystyle
Lightweight, extruded aluminium bonded structure
Composite body panels
Composite front energy absorbing crash structure
Aerodynamically optimised front splitter, rear diffuser and wing (coupé)
LED front daylight lamps with integrated direction indicators
LED rear lamps with integrated direction indicators

SUSPENSION

Fully independent double wishbone suspension with front and rear anti-roll bar
Bilstein high performance gas dampers, front and rear
Eibach coaxial coil springs, front and rear

STEERING

Solidly mounted, mechanical rack and pinion

BRAKING AND DYNAMIC SYSTEMS

AP-Racing four-piston calipers (red on coupé, silver on Roadster) with ventilated and cross drilled cast-iron discs
Lotus / BOSCH tuned ABS system
Hydraulic Brake Assist (HBA)
Electronic Brake Distribution (EBD)
Cornering Brake Control (CBC)
Lotus Dynamic Performance Management (Lotus DPM)

WHEELS & TYRES

Lightweight cast alloy wheels (17" front and 18" rear) gloss black on coupé and silver on Roadster
Front Pirelli P-Zero 205/45 R17
Rear Pirelli P-Zero 265/35 R18

INTERIOR SPECIFICATION

Lightweight aluminium passenger footrest
Lightweight aluminium footwell divider
Driver and passenger airbags
Black leather steering wheel
Black leather gear lever gaiter
Polished aluminium gear knob
Plain leather sun-visors
Black carpet
Black cloth seats with Lotus roundel
CD/MP3/WMA receiver with 4 speakers
Immobiliser and remote activated alarm
Central door locking
Face-level air vents

OPTION PACKS

Premium Pack Coupé
Premium Pack Roadster
Premium Pack Sport Coupé
Premium Pack Sport Roadster
Race Pack
Convenience Pack

ADDITIONAL OPTIONS

Metallic paint
Premium paint
Motorsport paint
Contrast stitching in yellow, red or silver (Premium Pack Sport required)
Rear parking sensors
Heated seats
Air conditioning
Sport wheel, diamond cut, cast (17" front and 18" rear)
Pirelli P-Zero Trofeo tyres
Brake calipers in black, red or silver
Two-piece high performance brake discs with yellow calipers

DIMENSIONS / AERODYNAMICS

	EXIGE S	EXIGE S ROADSTER
Length	4084 mm	4084 mm
Width including mirrors	1802 mm	1802 mm
Height	1129 mm	1129 mm
Wheelbase	2370 mm	2370 mm
Unladen vehicle mass	1176 kg	1166 kg
Fuel tank capacity	40 litres	40 litres
Coefficient	0.43	0.41

LOTUS DPM MODE

	TOUR	SPORT	RACE	OFF
ABS	Constant	Constant	Constant	Constant
Max Engine RPM	6800	7200	7200	7200
Throttle progression	Standard	Increased response	As Sport	As Sport
EPV (Engine Protection Valve) strategy	EPV opens at high throttle/RPM applications	EPV opens from medium throttle applications/engine speeds	EPV permanently open	EPV permanently open
DPM characteristics	Understeer recognition on, managed slip thresholds	Understeer recognition switched off. Increased slip thresholds and increased yaw angle available	Understeer recognition switched off. ESP intervention level set high to allow race traction control to function. The traction system learns and calculates available levels of grip and optimises the correct level of torque and EDL intervention to deliver maximum traction to the driver	TC/ESP is completely switched off

PERFORMANCE	EXIGE S	EXIGE S ROADSTER
Max power	345 hp at 7000 rpm (350 PS) (258 kW)	345 hp at 7000 rpm (350 PS) (258 kW)
Max torque	295 lbft at 4500 rpm (400 Nm)	295 lbft at 4500 rpm (400 Nm)
0-60 mph (seconds)	3.8	3.8
0-100 km/h (seconds)	4.0	4.0
Max speed (mph (km/h))	170 (274)	145 (233)*
Power to weight ratio		
Hp per tonne	293	296
PS per 1000 kg	298	300

FUEL CONSUMPTION	EXIGE S	EXIGE S ROADSTER
Urban (mpg (l/100km))	19.5 (14.5)	19.5 (14.5)
Extra Urban (mpg (l/100km))	37.2 (7.6)	37.2 (7.6)
Combined (mpg (l/100km))	28.0 (10.1)	28.0 (10.1)
CO ₂ emissions (g/km)	236	236

* Electronically restricted



LOTUS LIFE

LOTUS DRIVING ACADEMY

Explore the capabilities of a Lotus at the famous Lotus Driving Academy. Developed for Lotus drivers of today and tomorrow, you can hone your skills behind the wheel under the guidance of professional instructors, maximising your driving enjoyment in a controlled, fun environment.

www.lotusdrivingacademy.com



LOTUS ORIGINALS

Excellence in development, dedicated craftsmanship and love of detail are all true hallmarks of the Lotus brand and we are now transferring them to the development of our exciting new lifestyle range.

Welcome to Lotus Originals, a collection perfectly reflecting the best of British understatement, authenticity, racing heritage, excellence on design, quality, engineering as well as innovation. Presenting our exciting new lifestyle collection with apparel, clothing accessories, leather items, luxury desk accessories and business gift ideas. Browse our latest collection and find exactly what you're looking for at www.lotusoriginals.com



FURTHER INFORMATION

The information and images in this brochure are based on the current technical data when going to print. As part of a policy of continuous specification improvements, Lotus reserves the right to modify specifications, technical equipment, options and colours at any time. For the latest details please contact your authorised Lotus dealership or visit lotuscars.com.

Throughout this brochure, wherever a feature is described as an option it should be assumed that it will be at extra cost to the base vehicle unless specifically stated to the contrary. All model and colour combinations are subject to availability. Certain options or combinations of options may be unavailable in certain markets.

Performance results may vary depending upon the specification of the particular vehicle, environmental conditions, driving style and other factors. Published figures should be used for COMPARISON PURPOSES ONLY AND VERIFICATION SHOULD NOT BE ATTEMPTED ON PUBLIC ROADS. Lotus recommends that all local speed and safety laws must be obeyed and safety belts worn at all times. The track driving and stunt images, contained in this brochure were taken on a closed circuit using professional drivers. Do not attempt to recreate this style of driving. USE OF THE VEHICLE ON TRACK OR IN A COMPETITIVE MANNER IS NOT ENDORSED BY LOTUS. PARTICIPATION IN USE OFF ROAD, INCLUDING ON CLOSED CIRCUIT TRACKS OR FOR USE IN A COMPETITIVE MANNER, INCLUDING TIMED LAPS OR RUNS WILL

INVALIDATE THE MANUFACTURER'S WARRANTY AND THE VEHICLE WILL REQUIRE APPROPRIATE LEVELS OF EXPERT VEHICLE PREPARATION AND SERVICING.

Customers are responsible for ensuring that their cars comply with all relevant road, track and or race regulations at all times. CARS INTENDED FOR TRACK USE ONLY CARRY NO MANUFACTURER'S WARRANTY OTHER THAN THAT REQUIRED BY LAW.

Use of the Launch Control system (where fitted) will invalidate the manufacturer's warranty on associated components. Distributors and dealerships are not agents of Lotus and have absolutely no authority to bind Lotus by any express or implied undertaking or representation. All vehicles should be purchased through an authorised Lotus dealership, please see the dealer locator at lotuscars.com. Purchaser's statutory rights are not affected.

Note that current print and photographic techniques do not allow us to faithfully reproduce the full depth and tone of the colours in this brochure. This brochure is designed to provide general product information and is not a contractual document or offer of sale. For current information please contact your authorised Lotus dealership. The details in this brochure cannot be reproduced without the express authorisation of Lotus.

© Group Lotus plc 2013.



For further information on the Lotus range,
to find your nearest dealer, or to arrange
a test drive, please visit our website.

LOTUSCARS.COM