


Zephyr-Six


Ford-Pedigreed Champion in the 23hp. Field





The Lines of a Leader

From handsome front-end grille to gracefully curved rear deck, Zephyr-Six presents to-day's newest picture of smart design and advanced styling. It is practical styling, too, in such important things as fifteen cubic feet of usable space in the luggage boot.



Zephyr-Six

Ford-Bred Thoroughbred

The story of Zephyr-Six begins in the fact that when Ford designs a new car, Ford builds it well. The chapters of the story tell of an entirely new combination of styling, comfort and performance with supporting features and qualities which represent the very latest and finest automotive advances. And the story has a happy ending—for every man or woman who owns a Zephyr-Six will enjoy motoring that has new zest, new enjoyment and pride of ownership every time he or she takes the wheel.

You will see the distinctive Zephyr-Six styling and your Ford Dealer will explain the advantages of revolutionary "oversquare" O.H.V. engine design, entirely new system of independent front wheel suspension and the many other advanced features that Ford has built into this new car. But true appreciation of the worth to you of all this does not come from what you will see and hear in the showroom. On the road—any kind of road—the "feel" and the actions of Zephyr-Six are the proofs positive that it is, indeed, "the new champion of the 23 h.p. field".






Comfort that matches this Champion's styling

The Zephyr-Six interior almost speaks its invitation to "come in and relax." And that suggestion of comfort is a reality. For instance, all of that wide seating is "centre-slung" to cradle passengers within the 104 inch wheelbase.

The upholstery is genuine hide finished with definite craftsmanship and smartness. Trim and tonings are in harmony with the range of attractive interior colours. Appointments and fittings have been chosen with care and good taste. And what about roominess? That, too, means reality of comfort . . . in spreading room for five people and adequacy for six.

For the driver, Zephyr-Six provides not only physical comfort. It is also mental comfort that comes from an entirely new sense of stable, instant control. The reasons are the literally amazing smoothness of action of the new front end suspension system, perfectly balanced steering, the car's low centre of gravity and remarkable road vision.

Big-hearted power for a Champion's performance




ENTIRELY NEW "OVERSQUARE" DESIGN

Behind the Zephyr engine are Ford's vast research resources and engineering experience. To this six-cylinder engine they have given not only remarkable, instant acceleration, effortless capacity for long-trip cruising speeds, smooth silent operation and fuel economy, but also the advantage of "Over-Square" design. In non-technical language, this means that in any given road distance, at any speed, there is less wear on moving parts. Thus the engine stays "young" longer with a corresponding consistency in high-efficiency performance. Zephyr's six-cylinder overhead valve engine is rated at 23.44 horsepower (R.A.C. rating). This big-hearted power unit develops 68 brake horse power at 4,000 r.p.m.

FORD ENGINEERING LEADERSHIP IN ALL THESE FEATURES

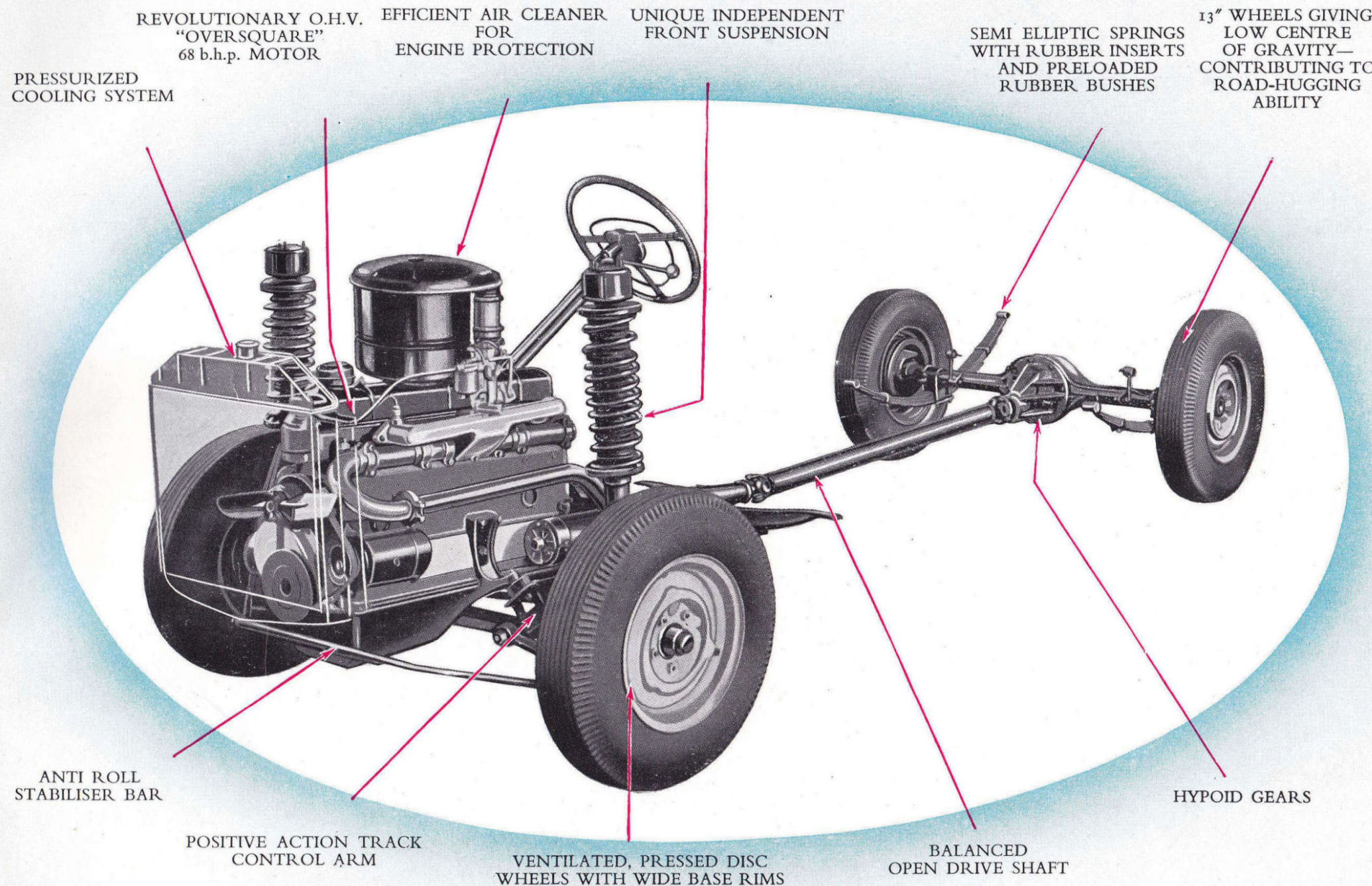
1. Aluminium alloy pistons of autothermic design which controls piston expansion and maintains close fitting throughout the entire engine operating temperature range.
2. Downdraft carburettor with automatic economy device.
3. The distributor incorporates a governor and vacuum control which automatically advances or retards ignition timing according to engine speed or load.
4. Pressure cooling of cylinder bores and cylinder head with large capacity water pump. Engine can operate at more efficient temperatures without overheating. Two permanently lubricated bearings assure long life of pump.
5. Thermostat in cylinder head water outlet for short "warming-up" period of engine.
6. Diaphragm type, combined vacuum and fuel pump. Vacuum pump supplements normal manifold vacuum to operate windshield wipers, keeps them operating efficiently under all conditions.
7. Full-flow oil filter with replaceable element filter has automatic relief valve.
8. Gear-type oil pump to provide adequate lubrication to all parts—at all times.
9. Combustion chambers scientifically designed for even burning of air-fuel mixture, producing top efficiency in power and economy.
10. Breather with filter screen for crank case ventilation.



ALL - STEEL WELDED INTEGRAL BODY CONSTRUCTION

Ford has engineered, for greater strength and safety, a box-form of combined body and frame construction. Completely welded into this box-form the structure offers extraordinary resistance to stress from all directions. It means quieter and longer body life and contributes to a weight to power ratio important in road performance.

THE POINTS OF A CHAMPION



Zephyr-Six

ABRIDGED SPECIFICATIONS

ENGINE:

Type..... Overhead valves.
No. of Cylinders 6. Bore $3\frac{1}{8}$ " Stroke 3".
Compression Ratio..... 6.8 to 1.
Taxable H.P. 23.44 R.A.C. Rating Max. B.H.P. 68
@ 4000 r.p.m.
Cylinder Block..... High grade iron and cast integrally with upper half of crankcase.
Cylinder head..... Cast iron, detachable. Wedge shaped combustion space giving volume-controlled combustion.
Pistons..... Aluminium alloy, 'autothermic' design.
Piston Rings..... 2 compression, 1 oil control.
Crankshaft..... Rigid, alloy casting, fully counter-balance. 4 main bearings.
Camshaft..... Cast Alloy Steel Chain Drive.
Valves..... Overhead, rockers operated by push rods from camshaft.
Lubrication System..... Gear type oil pump. Pressure feed to main, camshaft and connecting rod bearings via drillings in cylinder block and crankshaft. Controlled feed to rocker gear and timing gears. Full flow oil filter direct to cylinder block.
Ignition..... 12 volt battery and coil.
Distributor has automatic governor and vacuum control.
Fuel system..... Diaphragm type combined fuel and vacuum pump. Down-draught carburettor fitted with oil bath air cleaner. Fuel tank capacity 9 gallons.
Engine cooling..... Tube and fin type radiator 2-blade fan. (4-blade optional)
Impeller water pump. Thermostatic heat control.

CLUTCH:

Type..... Dry, single plate, spring cushioned.
Operation..... Pendant type clutch pedal, clutch release hydraulically operated.

GEARBOX:

Type..... 3 Speeds forward, 1 reverse.
Gearbox Ratios First, 2.84 to 1. Second, 1.642 to 1. Third, Direct drive, 1 to 1. Reverse, 3.86 to 1.
Type of Gears..... All helical, constant mesh, top and second.
How Engaged..... Gear change lever on steering column.
First and reverse—sliding gear. Second and third—Blocker type synchroniser.

WHEELS:

Pressed steel wheels with wide base rims.

TYRES:

Five 6.40 x 13.

CHASSIS:

Front Suspension..... Independent front wheel suspension employs low periodic coil springs mounted on special hydraulic double-acting telescopic shock absorbers integral with the wheel spindle assembly. The upper end of this unit rotates in an antifriction bearing suspended in rubber and mounted on the body high inside wing balance. The base of the wheel assembly is connected via a ball jointed transverse track control arm to a tubular cross-member bolted to the underside of the unitary body. An anti-roll torsion bar is fitted which, being triangulated, holds the track control arms in the fore and aft direction. The wide spacing and high location of the springs and shock absorbers combined with accurately controlled geometry gives excellent riding and steering.
Rear Suspension..... Longitudinal, semi-elliptic leaf springs, hydraulic, double-acting shock absorbers. Hotchkiss drive.
Rear Axle..... Type—three-quarter floating. Final drive gears (crown wheel and pinion)—Hypoid rear axle ratio—4.444 to 1.

BRAKES:

Footbrake..... 4 wheel hydraulic, internal expanding.
Handbrake..... Mechanical application of rear brakes by lever with pistol-type grip, under instrument panel.

STEERING SYSTEM:


High efficiency worm and ball peg type. Ratio 13.6 to 1.
Three spoke, spring-type steering wheel.

BODY:

All steel, welded integral construction. Seating within wheel-base, Safety glass all around. Curved type fixed windscreen, curved type rear window. Ventilating front quarter windows, built-in, controlled fresh air ventilating system. Push button door handles with rotary latches. Built in luggage compartment with 15 cubic feet of space for baggage in addition to housing spare tyre.

GENERAL DIMENSIONS:

Overall length	.. 14 ft. 3.75 in.
Overall width	.. 5 ft. 3.98 in.
Overall height	.. 5 ft. 0.75 in.
Wheelbase	.. 8 ft. 8.00 in.
Track—front	.. 4 ft. 2.00 in.
rear	.. 4 ft. 1.00 in.



AUSTRALIA WIDE
DEALER SERVICE

Service and Spare Parts are available from a network of Ford Dealers that is nation-wide. Ford Dealer mechanics are factory-trained in specially conducted schools at Ford Plants so that you can be assured of quick, courteous and expert service.

FORD — THE
COMPANIONABLE RADIO

If you desire it your Ford Dealer will have a Ford Radio already installed when you take delivery of your Zephyr-Six. Ford Radio offers you something new in car-listening enjoyment—rich melow reproduction and sharp, crystal-clear speech reception, coupled with unusually wide range. Ask your Ford Dealer about it.

Ford Motor Company of Australia Pty. Ltd., whose policy is one of continuous improvement, reserves the right, subject to such regulations as may from time to time apply, to change specifications and prices at any time without notice or incurring liability to purchasers.

FORD MOTOR COMPANY OF AUSTRALIA PTY. LTD.

(Inc. in Victoria). Registered Office: Geelong, Victoria