

The all-new EV6.
Live fully charged.



Movement that inspires



Inspiration doesn't strike at rest. It's born in motion, with eyes wide open to new possibilities. Movement wakes us up and inspires unprecedented thinking. At Kia, this is what drives our relentless mission to keep pushing, innovating, and perfecting our vehicles to be more than a means of transportation, but machines for inspiration. In this spirit, we created the all-new EV6.

Kia's industry-leading warranty program¹

10-Year/100,000-Mile Limited Powertrain Warranty

5-Year/60,000-Mile Limited Basic Warranty

5-Year/100,000-Mile Limited Anti-Perforation Warranty

5-Year/60,000-Mile 24-Hour Roadside Assistance

10-Year/100,000-Mile Electric Vehicle (EV) Powertrain Warranty

¹ See inside back cover for endnote. Cover and back page: GT-Line e-AWD shown. Right page: Wind shown.





Inspiration, electrified.
Overexcitement, justified.

Exciting, capable, and undeniably stunning, EV6 delivers all the qualities you've been waiting for to inspire a new, all-electric lifestyle — incredibly long range,² lightning-fast charging,³ jaw-dropping performance, bona fide CUV versatility, including available e-AWD,[†] flexible cargo space,[‡] and inventive features that open the door to a new world of unlimited possibility.



*Optional features available only on certain trims. See Features page for availability. †No system, no matter how advanced, can compensate for all driver errors and/or driving conditions. Always drive safely. ‡All cargo should be evenly distributed, properly secured, and never piled higher than the seatback. 2, 3 See inside back cover for endnotes. GT-Line e-AWD shown.

Unleashing far-out possibilities.



Up to 310 miles of all-electric range^{2*}

on a single charge — more than most EVs in its class⁴ — comes courtesy of EV6's available state-of-the-art, high-density 77.4 kWh battery,* which is protected by our 10-year/100,000-mile EV powertrain warranty.¹

Ultrafast DC charging³

with the standard 800V charging system lets you recharge the battery from 10% to 80% in just 18 minutes, adding up to 217 miles in range.³

Onboard power generator*

transforms EV6 into a portable power generator for camping equipment, appliances, electric bikes, computers, and more.

Cold-weather features*

include an available, advanced heat pump designed to preserve the battery's capacity in cold weather. Available e-AWD[†] enhances all-weather capability. And features like heated front seats, available heated rear seats, and heated steering wheel provide added comfort.⁵



*Optional features available only on certain trims. See Features page for availability. [†]No system, no matter how advanced, can compensate for all driver errors and/or driving conditions. Always drive safely. 1-5 See inside back cover for endnotes. GT-Line e-AWD shown.

Infinite exhilaration.



e-AWD^{*†}

True CUV capability

with EV6's powerful available dual-motor e-AWD system,^{*†} engineered for acceleration and all-weather grip. Plus 2,300 lbs. of towing capacity⁶ for added adventure-readiness.

A Remarkable

320

Horsepower^{*}

Outstanding

446

lb.-ft. of Torque^{*}

0-60 MPH in

4.6

Seconds^{7*}



Exceptional performance and handling

make every drive electrifying. EV6's available dual-motor EV drivetrain with e-AWD^{**} delivers 320 hp^{*}, 446 lb.-ft. of torque^{*}, and a 0-60 time of 4.6 seconds.^{7*} Multiple drive modes let you customize your drive experience. And EV6's wide track and low center of gravity provide great handling through every twist and turn.



*Optional features available only on certain trims. See Features page for availability. †No system, no matter how advanced, can compensate for all driver errors and/or driving conditions. Always drive safely. 6, 7 See inside back cover for endnotes. GT-Line e-AWD shown.



Innovations in space.

All-new Electric-Global Modular Platform (e-GMP)

features a 114.2-inch wheelbase for a wide stance, along with an intelligent, flat battery design under the floor to maximize interior room — making EV6 an impressively spacious five-passenger crossover.

Innovative interior

incorporates design elements such as natural, high-quality leather alternatives,* and front seats constructed of ultrathin, high-strength GigaSteel to provide comfort while increasing rear-passenger knee room.

Versatile cargo design

includes 50.2 cubic feet of cargo space[†] with the flat-folding rear seats down, a hands-free Smart Power Liftgate* for easy access, and a large, bi-level center console sized for holding laptops, purses, and more.



*Optional features available only on certain trims. See Features page for availability. [†]All cargo should be evenly distributed, properly secured, and never piled higher than the seatback. GT-Line e-AWD shown.



24.6"
of Curved-Screen Display.⁸

Dual Panoramic 12.3-inch screens⁸ provide a combined 24.6 inches of stunning, high-definition display of key info like battery status, range, nearby charging stations, and infotainment functions.

*Optional features available only on certain trims. See Features page for availability. 3, 8, 9 See inside back cover for endnotes. GT-Line e-AWD shown.

14-speaker Meridian™⁹ Premium Audio System* — a favorite of music lovers — features the legendary audio company's proprietary digital signal processing technologies for a truly immersive, authentic surround-sound experience.

Charging network integration connects you with 40,000+ charging stations throughout the US — including 400V DC fast chargers³ and higher — guiding you to the nearest charger along your route via the Navigation⁸ system.

Active sound design technology allows the driver to select various engine sounds such as "Stylish," "Dynamic," and "Cyber" to match the drive mode, and even adjust the volume and sensitivity for a fun and focused driving experience.

Augmented Reality Head-Up Display^{8*} is Kia's groundbreaking new feature that projects three-dimensional images onto the windshield in your line of sight to display turn-by-turn navigation instructions, lane safety information, and more — helping to keep your eyes focused on the road ahead.





Kia Connect^{10*}

is Kia's available smart connectivity system that integrates with your compatible smartphone, smart speaker, and compatible Android™^{TM11*} and iOS smartwatches via an embedded modem to perform convenient, helpful tasks, such as allowing you to remotely start/stop charging!¹²

Remote Start with Climate Control¹²

works with the Kia Access¹⁰ app to let you remotely start the engine and turn on the AC/heat from outside the vehicle to pre-heat or pre-cool the cabin, giving you a head start on the day.

Kia Skill

allows you to pair a nearby Amazon Alexa¹³⁻ or Google Assistant¹¹⁻-enabled device to remotely control some functions (such as Remote Start¹²) using just your voice.

Connected routing*

uses real-time and historical traffic data to help determine the most efficient route to your requested destination, and can even show some speed cameras along the route.



Go to owners.kia.com or download the Kia Access app to activate

Let Kia Connect do that.



*Optional features available only on certain trims. See Features page for availability, 10-13 See inside back cover for endnotes. GT-Line e-AWD shown.

Advanced parking intelligence.

Kia Drive Wise^{14*}

is a suite of numerous standard driver-assistance technologies that are designed to help keep you aware of surrounding traffic and even intervene in certain situations to help you avoid collisions. It also offers state-of-the-art convenience features such as Remote Smart Parking Assist,^{15*} which lets you remotely command your EV6 to pull in or out of a parking space for better accessibility.

*Optional features available only on certain trims. See Features page for availability. 14, 15 See inside back cover for endnotes.
Wind (left) & GT-Line e-AWD (right) shown.

Surround View Monitor¹⁴ with 3D View*

uses four cameras to provide a 360-degree aerial view surrounding your vehicle while parking. It will automatically display on your screen when you shift into reverse — or, you can push a button to activate it while slowly pulling forward out of a parking space to assist you with merging into traffic.



Rear Collision-Avoidance Assist features^{14*}

include Rear Cross-Traffic Collision-Avoidance Assist,¹⁴ which can help alert you to traffic approaching from either side when you're in reverse, and can even automatically apply the brakes; and Reverse Parking Collision-Avoidance Assist,^{14*} which can help prevent collisions with pedestrians or objects behind you when you're in reverse at low speeds.





Forward Collision-Avoidance Assist^{14*}

is engineered to alert you and, in some cases, apply automatic emergency braking and Evasive Steering Assist^{14*} when the system detects a potential forward collision with a vehicle, pedestrian, or cyclist — with added functions like Junction Turning^{14*} and Junction Crossing^{14*} that can even help detect and react to vehicles when crossing or turning left at an intersection.

Lane Assist features^{14*}

include Lane Following Assist,¹⁴ Lane Keeping Assist,¹⁴ and Oncoming Lane Change,^{14*} which are designed to provide automatic steering assistance to help keep you centered in your lane, help prevent drifting, and help avoid collisions with oncoming vehicles when changing lanes.

Semi-autonomous speed-adjusting technologies^{14*}

include Highway Driving Assist¹⁶ and Navigation-based Smart Cruise Control with Machine Learning,^{14*} which are designed to assist in maintaining a set distance from the vehicle in front, and even help adjust to upcoming curves detected on selected federal highways.

Master the lane game.



Blind-Spot Collision-Avoidance features¹⁴

include Blind-Spot Collision-Avoidance Assist,¹⁴ designed to alert and apply corrective braking if needed to help prevent hazardous lane-change decisions; and Blind-Spot View Monitor,^{14*} which displays a view of your blind spot in the direction of your turn signal to help you when changing lanes.

*Optional features available only on certain trims. See Features page for availability. 14, 16 See inside back cover for endnotes. GT-Line e-AWD (left) & Wind (right) shown.

Features

Mechanical	Light	Wind	GT-Line
58 kWh lithium-ion polymer high-voltage battery	●	–	–
77.4 kWh lithium-ion polymer high-voltage battery	–	●	●
Liquid Temperature Regulation — high-voltage battery	●	●	●
e-AWD (electric all-wheel drive) [†]	–	○	○
125 kW rear drive motor w/167 hp & 258 lb.-ft. of torque	●	–	–
168 kW rear drive motor w/225 hp & 258 lb.-ft. of torque	–	●	●
165 kW rear drive motor, 74 kW front drive motor w/320 hp & 446 lb.-ft. of torque	–	○	○
Multi-charging system (400V-800V)	●	●	●
10.9 kW onboard AC charger	●	●	●
Onboard Power Generator V2L (vehicle-to-load) 1,900-watt external power draw capability	–	●	●
Dial-type Shift-by-Wire gear selector	●	●	●
MacPherson front strut & 5-point multi-link rear suspension	●	●	●
Smart Regeneration System 4-wheel disc brakes	●	●	●
Front vented 12.8 in. x 1.2 in./rear solid 12.8 in. x 0.5 in. brake rotors	●	●	●
Rack-mounted motor-driven power steering	●	●	●
Heat pump HVAC system	–	○	○

Exterior	Light	Wind	GT-Line
LED headlights & Daytime Running Lights	●	●	●
LED rear combination tail lights	●	●	●
Flush-mounted outside door handles	●	●	●
Automatic flush-mounted outside door handles	–	–	●
Dual aero-style rear spoilers	●	●	●
Smart Power Liftgate	–	●	●
Power-folding, heated outside mirrors w/integrated turn signal	●	●	●
19-in. aero-style 5-spoke alloy wheels	●	●	●
20-in. aero-style 5-spoke alloy wheels	–	–	○
Black wheel arch moldings & door sill trim	●	●	–
GT-Line design front & rear fascia, wheel arch moldings & door sill trim	–	–	●
Wide sunroof	–	–	○

Interior	Light	Wind	GT-Line
Blue light filter for displays	●	●	●
Curved front information display w/12.3-in. TFT gauge cluster & 12.3-in. touch-screen Navigation ⁸	●	●	●
Navigation w/Integrated Telematics (modem) ⁸	●	●	●
14-speaker Meridian ^{TM9} Premium Audio System	–	●	●
6-speaker audio system	●	–	–
Apple CarPlay ^{®17}	●	●	●
Android Auto ^{™11}	●	●	●
Dual-switching infotainment/climate control keyboard	●	●	●
Dual Zone — Automatic Climate Control	●	●	●
Smart Key w/Push Button Start	●	●	●
Wireless phone charger ¹⁸	●	●	●

Interior (continued)	Light	Wind	GT-Line
4 fast-charging USB ports	●	●	●
12V DC power outlet — front	●	●	●
12V DC power outlet — rear cargo area	●	●	●
LED ambient interior lighting	–	–	●
Power windows w/driver & passenger auto up/down	●	●	●
Alloy pedals	–	–	●
Paddle shifters for Regenerative Braking Control ⁸	●	●	●
Bi-level center console w/lower front storage tray	●	●	●
Artificial leather steering wheel	●	●	●
Heated steering wheel ⁵	–	○	○
Fabric & vegan leather seating surfaces	●	–	–
Vegan leather seating surfaces	–	●	–
Vegan leather & suede seating surfaces	–	–	●
GigaSteel slim design front seating	●	●	●
Heated front seats ⁵	●	●	●
Ventilated front seats	–	●	●
Power passenger seat	–	●	●
Heated rear seats ⁵	–	–	○

Kia Drive Wise ¹⁴	Light	Wind	GT-Line
Forward Collision-Avoidance Assist w/Pedestrian & Cyclist Detection ¹⁴	●	●	●
Forward Collision-Avoidance Assist w/Oncoming Lane Change, Junction Turning, Junction Crossing, & Evasive Steering Assist ¹⁴	–	–	●
Blind-Spot Collision-Avoidance Assist ¹⁴	●	●	●
Blind-Spot View Monitor ¹⁴	–	○	●
Rear Cross-Traffic Collision-Avoidance Assist ¹⁴	●	●	●
Parking Distance Warning — Rear ¹⁴	●	●	●
Parking Distance Warning — Front ¹⁴	–	●	●
Parking Collision-Avoidance Assist — Reverse ¹⁴	–	○	●
Remote Smart Parking Assist ¹⁵	–	○	●
Navigation-based Smart Cruise Control w/Stop & Go ¹⁴	●	●	●
Highway Driving Assist ¹⁶	●	●	●
Safe Exit Assist ¹⁴	●	●	●
Rear Seat Occupant Alert ¹⁹	●	●	●
Surround View Monitor ¹⁴	–	○	●
AR HUD (Augmented Reality Head-Up Display) ⁸	–	–	●

Safety ²⁰	Light	Wind	GT-Line
Dual front advanced airbags	●	●	●
Dual front seat-mounted side airbags	●	●	●
Full-length side curtain airbags	●	●	●
Driver’s knee airbag	●	●	●
Anti-lock Braking System	●	●	●
Traction Control System	●	●	●
Electronic Stability Control	●	●	●
Hill-start Assist Control	●	●	●
Tire-Pressure Monitoring System	●	●	●

Specifications

Exterior capacities/measurements	
Length	184.8 in.
Width (w/o side mirrors)	74.0 in.
Height	60.8 in.
Wheelbase	114.2 in.
Overhang (front/rear)	33.0 in./37.4 in.
Track (front/rear) 19-in. wheels	64.2 in./64.6 in. (Light, Wind, GT-Line)
Track (front/rear) 20-in. wheels	64.0 in./64.4 in. (GT-Line)
Ground clearance	6.1 in.
Coefficient of drag (Cd)	0.28

Interior capacities/measurements	
Headroom w/sunroof (front/rear)	36.8 in./38.0 in.
Headroom w/o sunroof (front/rear)	39.0 in./38.0 in.
Legroom (front/rear)	42.4 in./39.0 in.
Shoulder room (front/rear)	57.8 in./55.6 in.
Hip room (front/rear)	54.9 in./53.2 in.
Passenger volume	103.0 cu.ft.
Cargo volume (rear seats up/rear seats folded)	24.4 cu.ft./50.2 cu.ft.

Weight	Light	Wind	GT-Line
Min. curb weight	3,984 lbs.	4,255 lbs. (RWD)/4,502 lbs. (AWD)	4,255 lbs. (RWD)/4,502 lbs. (AWD)
GVWR	5,004 lbs.	5,335 lbs. (RWD)/5,556 lbs. (AWD)	5,335 lbs. (RWD)/5,556 lbs. (AWD)
Trailer towing capacity⁶ (w/brake)	–	2,300 lbs. (RWD & AWD)	2,300 lbs. (RWD & AWD)

Fuel economy ²	Light	Wind	GT-Line
City (MPGe)	136.0	134 (RWD)/116 (AWD)	134 (RWD)/116 (AWD)
Highway (MPGe)	100.0	101 (RWD)/94 (AWD)	101 (RWD)/94 (AWD)
Combined (MPGe)	117.0	117 (RWD)/105 (AWD)	117 (RWD)/105 (AWD)
All-electric range (miles)	232.0	310 (RWD)/274 (AWD)	310 (RWD)/274 (AWD)

Trim options and packages

Wind AWD Technology Package
Surround View Monitor ¹⁴
Remote Smart Parking Assist ¹⁵
Blind-Spot View Monitor ¹⁴
Parking Collision-Avoidance Assist — Reverse ¹⁴

^[1] No system, no matter how advanced, can compensate for all driver errors and/or driving conditions. Always drive safely. 2, 5, 6, 8, 9, 11, 14-20 See inside back cover for endnotes. ● = Standard ○ = Optional – = Not available


Exterior colors




Aurora Black Pearl (Wind, GT-Line)




Interstellar Gray (Light, Wind)



Snow White Pearl (Light, Wind, GT-Line)



Glacier (Wind)



Steel Matte Gray* (GT-Line)




Steel Gray (Wind)



Gravity Blue (Light, Wind)



Runway Red (Wind, GT-Line)



Yacht Blue (Wind, GT-Line)

Interior colors



Black recycled fabric/vegan leather (Light)



Black vegan leather (Wind)



Black vegan leather w/white vegan leather trim (GT-Line)



Misty gray vegan leather* (Wind)



White vegan leather w/black suede trim* (GT-Line)



Black suede w/white vegan leather trim* (GT-Line)

Endnotes

1. Warranties include 10-year/100,000-mile powertrain and 5-year/60,000-mile basic. All warranties and roadside assistance are limited. See retailer for warranty details. 2. Based on EPA estimates on a full battery charge. Actual range will vary with options, driving conditions, driving habits, vehicle maintenance, charging practice, battery age, weather, temperature, and your vehicle's condition. Battery capacity will decrease with time and use. For more information on range, please see www.fueleconomy.gov. 3. With the 77.4 kWh battery, vehicle can charge to approximately 80% range using a 350kW DC fast charger. Charging time will vary. Fast charging impacts battery durability. 4. Comparison based on Kia segmentation, mainstream EV SUV/CUV class using manufacturer-supplied information as of November 2021. 5. Use extreme caution when using seat warmers or heated steering wheel to avoid burns. Refer to the Owner's Manual for more safety information. 6. Towing requires additional equipment. See Owner's Manual for towing capacity, additional instructions, and warnings. Always use caution while towing. 7. Acceleration claim based on AMCI Testing Certified results of 2022 EV6 GT-Line AWD on dry pavement ESC off. Results reported November 2021. Actual results may vary depending on options, driving conditions, driving habits, and your vehicle's condition. Verification of these results should not be attempted. Always drive safely and obey all traffic laws. 8. Distracted driving can result in a loss of vehicle control. When operating a vehicle, never use a handheld device or vehicle system that takes your focus away from safe vehicle operation. Navigation is for information purposes only, and Kia does not make any warranties about the accuracy of the information. 9. Meridian is a trademark of Meridian Audio Limited. 10. Purchase/lease of certain 2022 and newer Kia vehicles with Kia Connect includes a complimentary 1-year subscription to the Kia Connect Ultimate package, starting from new vehicle retail sale/lease date as recorded by the dealer. After your complimentary 1-year Kia Connect subscription expires, continued access to the full suite of Kia Connect services available on your Kia will require a paid subscription at the then-current subscription rate or your use of certain Kia Connect features may immediately terminate. Use of Kia Connect is subject to agreement to the Kia Connect Privacy Policy (available at owners.kia.com/us/en/privacy-policy.html) and Terms of Service (available at owners.kia.com/us/en/terms-of-service.html). Kia Connect is transferable to subsequent owner during the original Kia Connect service term. Only use Kia Connect when safe to do so. Kia Access app is available from the Apple® App Store® or Google Play. Kia America, Inc. reserves the right to change or discontinue Kia Connect at any time without prior notification or incurring any future obligation. Message and data rates may apply. Cellular and GPS coverage are required to use most features. Kia Connect features may vary by model, model year, and trim level. Features, specifications, and fees are subject to change. Kia Connect may be currently unavailable for model year 2022 and newer vehicles sold in Massachusetts; please see www.owners.kia.com for updates on availability. For more on details and limitations, visit kia.com or your authorized Kia dealer. Apple and App Store are trademarks of Apple Inc. Google, Google Play, and logos are trademarks of Google LLC. 11. Google devices are sold separately and require a Wi-Fi internet connection. Google, Android, Google Play, Android Auto, and other marks are trademarks of Google LLC. To use Android Auto on your car display, you'll need an Android phone running Android 6 or higher, an active data plan, and the Android Auto app. 12. Remote features require a Kia Connect subscription, a compatible smartphone, and a wireless signal with good coverage to function. Normal cellular service rates may apply. If any door or hatch is not closed properly, the remote lock and unlock functions will not work. 13. Amazon devices are sold separately and require a Wi-Fi internet connection. Amazon, Alexa, and all related logos are trademarks of Amazon.com, Inc. or its affiliates. 14. These features are not substitutes for safe driving and may not detect all objects surrounding vehicle. Always drive safely and use caution. 15. Remote Smart Parking Assist is a supplemental feature. The driver is responsible for ensuring the safe operation of the vehicle and that there are no objects or people around the vehicle. 16. Highway Driving Assist only functions on certain federal highways. 17. Apple, the Apple logo, App Store, Apple CarPlay, Apple Watch, and iPhone are trademarks of Apple Inc., registered in the U.S. and other countries. 18. Charging system only works with select devices. Refer to the vehicle's Owner's Manual for warnings and instructions. 19. This system is not a substitute for one's attention. Always check the vehicle interior when exiting the vehicle. 20. For maximum protection, always wear your seat belt. No system, no matter how advanced, can compensate for all driver errors, driving conditions, and/or injury.

Kia America, Inc. P.O. Box 52410 Irvine, CA 92619-2410 1-800-333-4KIA

The content in this brochure is based upon information available at the time of printing and is subject to change without notice. Kia America, Inc. makes no guarantees or warranties, either expressed or implied, with respect to the accuracy of the content presented. Please see kia.com for the most up-to-date vehicle information. Vehicles shown include optional equipment, and video and camera screens are simulated. See your Kia retailer or kia.com for details on Kia's available limited warranties. ©2022 Kia America, Inc. Reproductions of this material are prohibited without the expressed written approval of Kia America, Inc.



*Optional features available only on certain trims. See Features page for availability. *Requires special care and handling. Actual colors may vary from this brochure. See kia.com/EV6 for interior combinations.



Scan here to learn more
about EV6



KIA
Movement that inspires

Part #: UJ230-PM001