

J E E P . G R A N D C H E R O K E E



ADVANCING A LEGENDARY

TRADITION.



Jeep vehicles have always been designed with capability and versatility as primary concerns. In keeping with that tradition, the Jeep Grand Cherokee is more capable than ever of getting you where you want to go — whether you're looking to climb far-off mountains, or just run around town. It is also versatile enough to get you there, and back, in luxurious comfort.

The idea to blend the cargo capacity and off-road abilities of a four-wheel drive with the seating arrangement and comfort of a sedan began long ago, with vehicles like the Willys All-Steel Station Wagon. Over 60 years of design and engineering experience later, Jeep Grand Cherokee achieves the perfect balance of legendary Jeep off-road capability with interior versatility and the ultimate in luxurious appointments. The new Grand Cherokee Overland takes these attributes to a new level with innovations such as a High-Output 4.7L Power Tech V8 engine and rain-sensitive automatic windshield wipers. Real Redwood Burl accents the steering wheel, instrument and door trim panels while exclusive suede and leather trim covers the seats. Overland's interior is so refined, you may start inventing destinations just to enjoy it a bit longer.

Introduced in 1946, the Willys Model 463 Station Wagon featured an industry-first all-steel body. Advertised as "practical for every use," it was a forerunner to the Grand Cherokee of today.



Grand Cherokee Limited shown in Onyx Green.
Limited shown with optional Mopar Cross Rails.



TRIUMPH

OVER THE TOUGH SPOTS.

Not surprisingly, Jeep Grand Cherokee offers one of the most sophisticated, most capable four-wheel-drive (4WD) systems ever designed. The available Quadra-Drive™ System is capable of transferring virtually 100 percent of the developed engine torque to any ONE wheel, if that's what it takes to keep moving. And it works automatically, without any need for driver input. So you can just enjoy the ride.



Grand Cherokee is engineered to easily traverse the trails. With a 36.7 degree approach angle, 22.6 degree breakover angle, and 28.6 degree departure angle, you can more confidently embrace any off-road terrain.

Grand Cherokee Laredo shown in Silverstone Metallic. Laredo shown with optional Mopar front fog lamps.

The real glory in owning a Jeep Grand Cherokee is that it can take you to – and through – some of the most extraordinary places on earth. Places other 4WD drivers may never even know exist. The key: Legendary Jeep 4WD systems designed to turn dream destinations into *your* reality.

To start, every authentic Jeep 4WD system features a low-range mode that can be engaged to help tackle severe off-road conditions. This is a feature you may have a hard time finding elsewhere.

If you're looking to make the definitive capability statement, look no further than the revolutionary Quadra-Drive™ System. Standard on Overland, Quadra-Drive combines the Quadra-Trac II™ transfer case with Vari-Lok™ front and rear progressive axles to deliver a 4WD system that one popular American automotive magazine said "inspires incredible confidence in the most extreme off-road conditions."

Vari-Lok progressive axles respond faster and more smoothly than the viscous-coupled limited-slip differentials used in some competitors' systems. Each axle uses a gerotor coupling similar to the one found in the Quadra-Trac II transfer case to initiate the transfer of torque to the wheel with the most traction.

So with Quadra-Drive, you not only get the benefit of rear-to-front torque transfer, but side-to-side as well, resulting in the ability to keep the vehicle moving even when only one wheel has traction.

With the Quadra-Trac II on-demand 4WD system, the 4 ALL-TIME mode initially functions as a rear-wheel-drive system, until it senses a difference in speed between the front and rear wheels – such as when travelling over rough or slippery terrain. When that happens, a gerotor coupling inside the transfer case automatically redirects torque to the axle with the most traction, helping maintain maximum control.

An Up Country Suspension Group is available to further enhance Grand Cherokee's off-road capability by adding unique front and rear springs, high-pressure shock absorbers and other suspension elements to help provide a running ground clearance of 220 millimetres. It also includes the Skid Plate Group and a few other off-roading essentials.

Please see your local dealer for details on model and package availability.



A front suspension skid plate, part of the optional Skid Plate Group, helps prevent underbody damage.

TAKE THE
LONG WAY HOME.

In addition to Jeep Grand Cherokee's extraordinary performance on the trails, you'll also enjoy cruising the backtop on the way back from all the great recreational spots you discover. Grand Cherokee has always provided the best of both experiences, wrapped up in a fully refined package too luxurious to resist.



"We drove over a log bridge, up and down a steep, rocky hill, over barriers of logs, chunks of concrete, through deep holes and along swales. But as good as it was off-road, the Grand Cherokee was even better on-road," a leading automotive magazine said.

A new powerful High-Output 4.7L Power Tech V8 engine tops the lineup. Standard on Overland, this High-Output V8 offers drivers a high-performance machine with superior power and torque.

Jeep engineers began by adding symmetric pop-up-style pistons to Grand Cherokee's available High-Output 4.7L

Power Tech V8 engine, raising its compression ratio. Next, they modified and fine-tuned the cylinder heads, connecting rods, crankshaft and intake manifold. Stereo knock sensors were also added. The result: 190 kW of power* and 425 Nm of torque* at peak operating levels.


The available 4.7L Power Tech V8 engine offers a robust 164 kW of power, 394 Nm of torque and much praise from the automotive press. "The 4.7L V8 is awesome for zipping through traffic. The engine's power is right on the money for city streets as well as blasting through sand dunes," said one off-roading magazine.

A single, serpentine belt drives all engine-mounted accessories. Thanks to an automatic tensioner, Grand Cherokee's belt system remains maintenance-free for up to 160,000 kilometres under normal operating conditions.


Both V8 engines are coupled with a five-speed multirange automatic transmission, which features a second overdrive for quieter operation and improved fuel economy at highway speeds.



The High-Output 4.7L Power Tech V8 engine unleashes 190 kW of power at 5200 rpm and 425 Nm of torque at 3500 rpm.



The 4.7L Power Tech V8 engine puts out 164 kW of power at 4600 rpm and 394 Nm of torque at 3300 rpm.



The 4.0L Power Tech I6 engine delivers 140 kW of power at 5000 rpm and 295 Nm of torque at 3050 rpm, and is teamed with a four-speed automatic transmission.

*When using premium unleaded fuel. This engine will operate safely and satisfactorily using regular unleaded fuel.



Quadra-Coil™, a multilink suspension system that utilises coil springs at each wheel of the front and rear solid axles, helps Grand Cherokee's on-road handling to be nimble and precise.

Featuring an A-shaped upper and two lower control arms, the three-link rear suspension (above) helps improve rear axle articulation and also enables Grand Cherokee to corner flatter in turns.



Whether you're switchbacking up a mountain road or just securing a parking space, Grand Cherokee's turning diameter of 11.4 metres comes in handy when navigating tight spots.

Grand Cherokee Overland shown in Silverstone Metallic.

ONLY THE

FINEST

ACCOMMODATIONS WILL DO.

Grand Cherokee already makes a compelling capability and luxury statement, to be sure. A new standard in luxury has arrived. Grand Cherokee Overland raises the bar, waiting to captivate those seeking the best of the best.



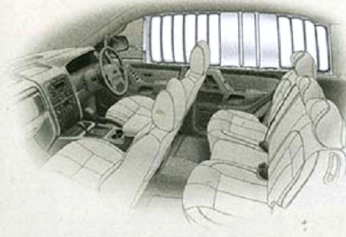
Grand Cherokee's spare tyre is stored under the rear load floor, freeing up valuable interior space for your cargo.

Built to graciously traverse obstacles most others would be wise to avoid, Grand Cherokee has always been the answer for those unwilling to compromise off-road skill in the name of luxury, or vice versa. This year, Grand Cherokee Overland makes triumphing on the trail an even more enjoyable experience.

The two-tone styling of Overland's distinctive suede- and leather-trimmed seating, enhanced by the use of real Redwood Burl accents on the steering wheel and interior trim, results in an exquisite interior that's sure to be envied, even by the luxury sedan crowd. Overland's interior also features: power, heated driver and front-passenger seats (also standard on Limited); floor mats embroidered with the "Overland" logo; a remote 10-disc CD changer (also standard on Limited); and a power sunroof with sunshade, express-open and comfort-stop features.

Jeep engineers are constantly refining the safety and comfort of Grand Cherokee. They've added supplemental side-curtain air bags as standard equipment on all models to help take even better care of you

Grand Cherokee Overland suede- and leather-trimmed interior shown in Light Slate Gray.



New supplemental side-curtain air bags* help protect front and rear outboard passengers in side collisions.

and your loved ones. They are designed to deploy from the headliner when a side collision is detected and will do so only on the side of the impact.

With the standard 40/60 split-folding rear bench seat folded down, you can stow up to 2059 litres of cargo. Or, you can leave one side up for passengers while folding the other down to accommodate lengthy cargo. Leave the entire rear seat up, and there are still 1110 litres left for cargo. No matter which configuration you employ, there will always be handy tie-down loops in the rear cargo area to help secure objects.

* Always use seat belts. Children 12 and under should always be in a backseat correctly using an infant or child restraint system, or a seat belt that is right for their age and size.



DESIGNED TO

EMPOWER A DRIVER.

Like a pilot stepping into the cockpit, you'll feel instantly in command as you slip behind the wheel of Jeep Grand Cherokee. From must-have standards to luxurious essentials, every control is within easy reach.

Our sophisticated new Rain-Sensitive Wiper System can detect moisture on the windshield and activate the wipers accordingly. Standard on Overland, it's easily operated by rotating the steering column-mounted control lever to one of the five sensitivity positions in the AUTO mode.

The system does the rest of the work for you. It will not only sense when the windshield is wet, clearing it instantly, but will even set the wipers to the appropriate interval speed when necessary.

Conveniently located in the overhead console, the Electronic Vehicle Information Centre (EVIC) gives you the power to customise how your Jeep Grand Cherokee



operates. Start by selecting one of five display languages, then choose between U.S. and metric measurements. The EVIC also offers several other choices including: door locking functions, headlamp operation and how the vehicle will respond to the remote keyless entry transmitter.

Standard on Overland and Limited, the Jeep Memory System conveniently allows two different drivers, using separate keyless entry transmitters, to recall settings for the driver's power seat position, exterior mirrors and radio station presets.

The overhead console (above) displays compass headings, outside temperature and vehicle trip information.

Grand Cherokee Limited instrument panel shown in Sandstone.



An available 10-disc CD changer, tucked out of the way in the rear cargo area, keeps a steady flow of your music ready at all times.



LAREDO Specifications



EXTERIOR DIMENSIONS (millimetres unless otherwise specified)

Wheelbase	2691
Overall Length	4613
Width	
Overall Width	1836
Track, front/rear	1511/1511
Height	
Overall Height (including roof racks)	1762
Ground Clearance (at kerb weight)	Min. available 220
Approach Angle/Departure Angle	36.7°/28.6°
Breakover Angle (with skid plates)	22.6° (39.2°)

INTERIOR DIMENSIONS (millimetres unless otherwise specified)

Head Room, front/rear	1008/1004
Leg Room, front/rear	1052/897
Shoulder Room, front/rear	1496/1488
Hip Room, front/rear	1435/1330
Cargo Volume (litres)	
Rear Seat Up	1110
Rear Seat Folded	2059
Seating Capacity	5

CAPACITIES/WEIGHTS

Fuel Tank (litres)	78
Cooling System (litres)	
4.0L Power Tech I-6 engine	14.1
4.7L Power Tech V8 engine	13.7
Base Kerb Weight (kg)	
4.0L Power Tech I-6 engine, 4WD	1821
4.7L Power Tech V8 engine, 4WD	1866
Payload Capacity (kg)	
(with all occupants and cargo)	454
Maximum Gross Vehicle Weight Rating (kg)	
4.0L Power Tech I-6 engine, 4WD	2449
4.7L Power Tech V8 engine, 4WD	2495

GROSS TOWING CAPACITY (kg)

Unbraked	
4.0L I-6 and 4.7L V8 Power Tech engines	750
Braked	
4.0L Power Tech I-6 engine	2265
4.7L Power Tech V8 engine	2948

POWER TRAIN

Engines	4.0L Power Tech I-6	4.7L Power Tech V8
Power, kW @ rpm	140 @ 3000	164 @ 4800
Torque, Nm @ rpm	295 @ 3050	394 @ 3300
Displacement, cc	3958	4701
Bore x Stroke, (mm)	98.5 x 86.7	93.0 x 86.5
Compression Ratio	8.8:1	9.0:1
Fuel System	Sequential multipoint electronic fuel injection	
Transmissions	Four-speed automatic with overdrive and lockup torque converter; electronically controlled (4.0L)	Five-speed automatic with alternate second gear ratio upshift and kickdown, overdrive and lockup torque converter; electronically controlled (4.7L)
Gear Ratios, :1	4-speed automatic (4.0L I-6)	5-speed automatic (4.7L V8)
1st	2.71	3.00
2nd	1.54	1.67 (upshift)
2nd alternate	—	1.50 (kickdown)
3rd	1.00	1.00
4th	0.69	0.75
5th	—	0.67
Reverse	2.20	3.00
Axle Ratio, :1	3.73	3.73
Overall Top Gear Ratio	2.57	2.50

FOUR-WHEEL-DRIVE SYSTEMS

Quadra-Trac II™ NV247 — On-demand; utilises a rotor coupling to automatically send torque to the front axle when wheel slippage occurs; includes low range (2.72:1)

Quadra-Drive™ NV247 and Vari-Lok™ Axles — On-demand; utilises a rotor coupling in the Quadra-Trac II transfer case and rotor couplings in the Vari-Lok front and rear progressive axles to send torque to the front driveshaft and/or from side to side within each axle when wheel slippage occurs; includes low range (2.72:1)

BODY/SUSPENSION/CHASSIS

Body Design — UniFrame construction

Front Suspension — Solid axle with four locating arms, coil springs, track and stabiliser bars, steering damper and low-pressure gas-charged shock absorbers. Quadra-Trac II 4WD equipped models feature constant velocity joints

Rear Suspension — Solid axle with two trailing lower arms, triangular upper arm, coil springs, stabiliser bar, low-pressure gas-charged shock absorbers

Vari-Lok Rear Differential — Available locking differential that progressively and variably locks in response to wheel slippage as traction conditions allow

Steering — Power-assisted, recirculating ball; 14.2:1 ratio

Turns — 2.94, lock-to-lock

Turning Diameter — 11.4 m, kerb-to-kerb

Brake System — Front — Hydraulic, power-assisted low-drag ventilated disc brakes; composite steel; 305 mm rotor diameter
Rear — Hydraulic, power-assisted low-drag disc brakes; composite steel; 305 mm rotor diameter

Anti-lock Brake System — Three-channel with four-wheel active speed sensors and electronic brake distribution (EBD)



Landscape/Millennium cloth, standard on Laredo. Shown in Dark Slate Gray, also available in Sandstone.



16x7-inch Silverblade Cast Aluminium with Sparkle Silver accents (Standard: Laredo)

LAREDO Standard Features and Options

Laredo Standard Features

- Air Bags*** — Next Generation multistage driver and front-passenger
- Supplemental side-curtain for front and rear outboard passengers
- Air Conditioning** — Manual control
- Alternator** — 136-ampere
- Battery** — 625-ampere, with Battery-Saver Feature
- Brake-Park Interlock** — Cannot shift out of Park unless brake pedal is applied
- Cargo Compartment Cover** — Retractable
- Console** — Full-length centre-floor includes dual front and rear cup holders, padded armrest, storage bin
- Mini-overhead includes an Electronic Vehicle Information Centre (EVIC) with customer programmable features: trip computer, compass and outside temperature readings; two map/reading lights
- Cruise Control** — With steering wheel-mounted controls
- Door Locks** — Child-protection rear
- Power with illuminated controls, programmable
- Engine Immobiliser** — Sentry Key®
- Floor Mats** — Carpeted
- Fuel Filler Cap** — Locking (uses ignition key), tethered
- Glass** — Tinted, all windows
- Liftgate** — Rear with fixed intermittent wiper/washer, flipper glass and electric defroster
- Lighting, Exterior** — Quad-halogen aero-designed headlights with time-delay feature
- Centre high-mounted stoplamp, rear liftgate-mounted
- Interior** — Cargo area lamp, rear passenger overhead reading/courtesy lamp and footlamps
- Mirrors, Exterior** — Dual, heated, power foldaway
- Interior — Rearview, automatic dimming, day/night
- Dual illuminated visor vanity
- Power Accessory Delay** — For up to 45 seconds after ignition is turned off or until a door is opened
- Power Outlet** — 12-volt, battery-powered

* Always use seat belts. Children 12 and under should always be in a back-seat correctly using an infant or child restraint system, or a seat belt that is right for their age and size.

Laredo Options

- Remote Keyless Entry** — Two key fob transmitters with controls for power door locks, illuminated entry system and liftgate release
- Roof Rack** — Roof side rails
- Seats** — Landscape cloth, 6-way power adjustable front buckets with height-adjustable head restraints and rear 40/60 split-folding bench with adjustable, folding head restraints
- Shoulder Belts** — Height-adjustable lap/shoulder belts and rear-seat centre lap/shoulder belt
- Skid Plate Group** — Fuel tank, transfer case and front suspension skid plates
- Sound System** — AM/FM stereo radio with cassette/CD, CD changer controls, clock and Infinity® sound system with six speakers and 300-watt amplifier
- Steering Column** — Tilt, adjustable
- Suspension** — Up Country Group with unique front and rear springs, rear jounce bumpers/spacers, rear stabiliser bar bushings, high-pressure gas-charged shock absorbers, increased ride height of about 25 mm. Also includes fuel tank, transfer case and front suspension skid plates
- Tyres** — 245/70R16 Goodyear Wrangler all-terrain, OWL, radial
- Matching spare tyre (located in spare tyre cover under flat rear cargo load floor)
- Transfer Case** — Quadra-Trac II™ NV247 on-demand 4WD
- Transmission** — Four-speed automatic with shift-mounted overdrive lockout switch
- User-Ready Child Seat Top Tether Anchors with LATCH System** — For use with compatible aftermarket child seats
- Wheels** — 16x7-inch Silverblade Cast Aluminium with Sparkle Silver painted accents, five-spoke
- Windows** — Power with illuminated controls, driver's lockout with one-touch-down feature
- Wiper System** — Front, speed-sensitive variable intermittent; rear, fixed intermittent

Engine — 4.7L Power Tech V8 engine with 164 kW of power

Leather-Wrapped Steering Wheel — Includes steering wheel-mounted audio controls

4WD System — Quadra-Drive™ progressive on-demand 4WD; includes Quadra-Trac II™ transfer case and Vari-Lok™ front and rear variable and progressive locking axles. Available only with 4.7L engine





Patriot Blue Pearl Coat



Stone White



Dark Garnet Red Pearl Coat



Silverstone Metallic



Light Pewter Metallic



Onyx Green Pearl Coat



Woodland Brown Satin Glow



Black



Graphite Metallic



Steel Blue Pearl Coat

LIMITED Specifications



EXTERIOR DIMENSIONS (millimetres unless otherwise specified)	
Wheelbase	2691
Overall Length	4613
Width	
Overall Width	1938
Track, front/rear	1511/1511
Height	
Overall Height (including roof rails)	1762
Ground Clearance (at kerb weight)	Min. available 220
Approach Angle/Departure Angle	36.7°/28.6°
Breakover Angle (with skid plates)	22.6° (19.2°)

INTERIOR DIMENSIONS (millimetres unless otherwise specified)	
Head Room, front/rear	1008/1004
Leg Room, front/rear	1052/897
Shoulder Room, front/rear	1496/1458
Hip Room, front/rear	1435/1330
Cargo Volume (litres)	
Rear Seat Up	1110
Rear Seat Folded	2059
Seating Capacity	5

CAPACITIES/WEIGHTS	
Fuel Tank (litres)	78
Cooling System (litres)	
4.7L Power Tech V8 engine	13.7
Base Kerb Weight (kg)	1883
4.7L Power Tech V8 engine, 4WD	
Payload Capacity (kg)	454
(with all occupants and cargo)	
Maximum Gross Vehicle Weight Rating (kg)	2495
4.7L Power Tech V8 engine, 4WD	

GROSS TOWING CAPACITY (kg)	
Unbraked	
4.7L Power Tech V8 engine	750
Braked	
4.7L Power Tech V8 engine	2948

POWER TRAIN	
Engines	4.7L Power Tech V8
Power, kW @ rpm	364 @ 4600
Torque, Nm @ rpm	394 @ 3300
Displacement, cc	4701
Bore x Stroke, (mm)	93.0 x 86.5
Compression Ratio	9.9:1
Fuel System	Sequential multipoint electronic fuel injection
Transmission	Five-speed automatic with alternate second gear ratio upshift and kickdown, overdrive and lockup torque converter; electronically controlled (4.7L)
	3-speed automatic (4.7L V8)
Gear Ratios, :1	
1st	3.00
2nd	1.67 (upshift)
2nd alternate	1.50 (kickdown)
3rd	1.00
4th	0.75
5th	0.67
Reverse	3.00
Axle Ratio, :1	3.73
Overall Top Gear Ratio	2.50

FOUR-WHEEL-DRIVE SYSTEMS	
Quadra-Trac II™ NV247	On-demand; utilises a gerotor coupling to automatically send torque to the front axle when wheel slippage occurs; includes low range (2.72:1)
Quadra-Drive™ NV247 and Vari-Lok™ Axles	On-demand; utilises a gerotor coupling in the Quadra-Trac II transfer case and gerotor couplings to send torque to the front driveshaft and/or from side to side within each axle when wheel slippage occurs; includes low range (2.72:1)

BODY/SUSPENSION/CHASSIS	
Body Design	Unit Frame construction
Front Suspension	Solid axle with four locating arms, coil springs, track and stabiliser bars, steering damper and low-pressure gas-charged shock absorbers; Quadra-Trac II 4WD-equipped models feature constant velocity joints
Rear Suspension	Solid axle with two trailing lower arms, triangular upper arm, coil springs, stabiliser bar, low-pressure gas-charged shock absorbers
Vari-Lok Rear Differential	Available locking differential that progressively and variably locks in response to wheel slippage as traction conditions allow
Steering	Power-assisted, recirculating ball; 14.2:1 ratio
Turns	2.94, lock-to-lock
Turning Diameter	11.4 m, kerb-to-kerb
Brake System	Front – Hydraulic, power-assisted low-drag ventilated disc brakes; composite steel; 305 mm rotor diameter Rear – Hydraulic, power-assisted low-drag disc brakes; composite steel; 305 mm rotor diameter
Anti-lock Brake System	Three-channel with four-wheel active speed sensors and electronic brake distribution (EBD)



Royale leather, standard on Limited. Shown in Sandstone, also available in Dark Slate Gray.



17x7.5-inch Avila Cast Aluminium with Sparkle Silver accents (Standard: Limited)

LIMITED Standard Features and Options

Limited Standard Features

- Air Bags*** – Next Generation multistage driver and front-passenger
- Supplemental side-curtain for front and rear outboard passengers
- Air Conditioning** – Infrared Dual Zone Climate Control
- Alternator** – 35-ampere
- Automatic Headlamps** – Programmable headlamps-on-with-wipers and Parade Mode features
- Battery** – 625-ampere, with Battery-Saver Feature
- Brake-Park Interlock** – Cannot shift out of Park unless brake pedal is applied
- Cargo Area** – Covered storage bin, includes auxiliary power outlet (included with 18-disc CD changer)
- Cargo Compartment Cover** – Retractable
- Console** – Full-length centre-floor includes dual front and rear cup holders, padded armrest, storage bin
- Mini-overhead includes an Electronic Vehicle Information Centre (EVIC) with customer-programmable safety/convenience features; trip computer, compass and outside temperature readings; two map/reading lights
- Cruise Control** – With steering wheel-mounted controls
- Door Locks** – Child-protection rear
- Power with illuminated controls, programmable
- Engine Immobiliser** – Sentry Key®
- Floor Mats** – Carpeted, front and rear
- Fuel Filler Cap** – Locking (uses ignition key), tethered
- Glass** – Tinted
- Jeep Memory System** – Programmable features for two drivers include driver's power seat positions, dual power heated exterior mirrors, 10 AM and 10 PM radio presets, and last station settings; includes separate colour-keyed keyless entry key fobs
- Liftgate** – Rear with fixed intermittent wiper/washer, flipper glass and electric defroster
- Lighting, Exterior** – Quad-halogen aero-designed headlamps with time-delay feature
- Fog lamps integral with front fascia
- Centre high-mounted stoplamp, rear liftgate-mounted
- Interior** – Front door courtesy lamps
- Cargo area lamp, rear-passenger overhead reading/courtesy lamp and footlamps

- Mirrors, Exterior** – Dual power, foldaway, heated, drive-side, automatic-dimming features
- Interior** – Rearview automatic dimming day/night
- Dual illuminated visor vanity mirrors with colour-keyed sunshade extensions
- Power Accessory Delay** – For up to 45 seconds after ignition is turned off or until a door is opened
- Power Outlet** – 12-volt, battery-powered
- Cargo area, auxiliary, 12-volt, located in covered auxiliary cargo storage bin
- Remote Keyless Entry** – Two key fob transmitters with controls for power door locks, illuminated entry system, liftgate release and panic alarm
- Roof Rack** – Roof side rails
- Seats** – Royale leather trim, heated front buckets with height-adjustable head restraints, 10-way power adjustments, with memory and driver's easy-exit features, seatback map pockets, and rear 40/60 split-folding bench with height-adjustable, folding outboard head restraints
- Shoulder Belts** – Height-adjustable lap/shoulder belts and rear-seat centre lap shoulder belt
- Sound System** – AM/FM stereo radio with full-logic cassette and CD player, steering wheel-mounted audio controls, graphic equalizer, clock and Infinity Gold™ Sound System with six premium speakers and 180-watt six-channel power amplifier; Remoto 30-disc CD changer
- Steering Wheel** – Colour-keyed with radio controls for volume, radio presets, seek and mode selection; tilt adjustable
- Tires** – 235/65HR7 performance all-season, BSW, radial
- Matching spare (located under flat rear cargo load floor)
- Transfer Case** – Quadra-Trac II™ NV247 on-demand four-wheel-drive system
- User-Ready Child Seat Top Tether Anchors with LATCH System** – For use with compatible aftermarket child seats
- Wheels** – Fx 7.5-inch Avila cast aluminium with Sparkle Silver painted accents, 10-spoke
- Windows** – Power with illuminated controls, driver's lockout with one-touch-down feature

*Always use seat belts. Children 12 and under should always be in a backseat correctly using an infant or child restraint system, or a seat belt that is right for their age and size.

Limited Options

- Sunroof** – Power with express-open, sunshade and comfort-stop features
- Suspension** – Up Country Group with unique front and rear springs, rear jounce bumpers/spacers, rear stabiliser bar bushings, high-pressure gas-charged shock absorbers, increased ride height of about 25 mm. Also includes fuel tank, transfer case and front suspension skid plates and 235/65 HR7 OWL all-terrain tyres
- 4WD System** – Quadra-Drive™ progressive on-demand 4WD; includes Quadra-Trac II™ transfer case and Vari-Lok™ front and rear variable and progressive locking axles





Patriot Blue Pearl Coat



Graphite Metallic



Onyx Green Pearl Coat



Silverstone Metallic



Black

OVERLAND Specifications



EXTERIOR DIMENSIONS (millimetres unless otherwise specified)

Length	
Wheelbase	2691
Overall Length	4613
Width	
Overall Width	1836
Track, front/rear	1511/1511
Height	
Overall Height (without roof rails)	1782
Ground Clearance (at kerb weight)	Min. available 220
Approach Angle/Departure Angle	36.7°/28.6°
Breakover Angle	19.2°

INTERIOR DIMENSIONS (millimetres unless otherwise specified)

Head Room, front/rear	1008/1004
Leg Room, front/rear	1052/897
Shoulder Room, front/rear	1496/1468
Hip Room, front/rear	1435/1330
Cargo Volume (litres)	
Rear Seats Up/Folded	1110/2059
Seating Capacity	5

CAPACITIES/WEIGHTS

Fuel Tank (litres)	78
Cooling System (litres)	
High-Output 4.7L Power Tech V8 engine	13.7
Base Kerb Weight (kg)	
High-Output 4.7L Power Tech V8 engine	1960
Payload Capacity (kg)	
(with all occupants and cargo)	454
Maximum Gross Vehicle Weight Rating (kg)	
High-Output 4.7L Power Tech V8 engine	2495

GROSS TOWING CAPACITY (kg)

Unbraked	
4.7L Power Tech V8 engine	750
Braked	
4.7L Power Tech V8 engine	2948

POWER TRAIN

	Standard
Engine	High-Output 4.7L Power Tech V8
Power, kW @ rpm	190 @ 5200*
Torque, Nm @ rpm	425 @ 3500*
Displacement, cc	4701
Bore x Stroke, mm	93.0 x 89.5
Compression Ratio	9.7:1
Fuel System	Sequential multipoint electronic fuel injection
Transmission	Five-speed multirange automatic with overdrive and lockup torque converter; electronically controlled

Gear Ratios, :1

1st	3.00
2nd	1.67 (upshift)
2nd alternate	1.50 (kickdown)
3rd	1.00
4th	0.75
5th	0.57
Reverse	3.00
Axle Ratio, :1	3.73

FOUR-WHEEL-DRIVE SYSTEMS

Quadra-Drive™ NV247 and Vari-Lok™ Axles On-demand; utilises a gerotor coupling in the Quadra-Trac II™ transfer case and in the Vari-Lok front and rear progressive axles to send torque to the front driveshaft and/or from side-to-side within each axle when wheel slippage occurs; includes low-range (2.72:1); single-lever transfer case mode operation

BODY/SUSPENSION/CHASSIS

Body Design – UniFrame construction – Body sheet metal and frame structural members welded and bonded into a single unit

Front Suspension – Solid axle with four locating arms uprated coil springs, track and stabiliser bars, steering damper and low-pressure gas-charged shock absorbers

Rear Suspension – Solid axle with two lower trailing arms, triangular upper arm, uprated coil springs, stabiliser bar, low-pressure gas-charged shock absorbers

Vari-Lok Front and Rear Differentials – Differentials that progressively and variably lock in response to wheel slippage as traction conditions allow

Steering – Power-assisted, recirculating ball; 14.2:1 ratio

Turns – 2.94, lock-to-lock

Turning Diameter – 11.4 m, kerb-to-kerb

Brake System – Front – Hydraulic, power-assisted low-drag ventilated disc brakes; 305-mm rotor diameter

Rear – Hydraulic, power-assisted low-drag disc brakes; 305-mm rotor diameter

Antilock Brake System – Three-channel with four-wheel active speed sensors and electronic brake distribution (EBD)

*When using premium unleaded fuel. This engine operates safely and satisfactorily using regular unleaded fuel.



Preferred Suede® and Royale Leather trim, standard on Overland in Light Slate Gray.



17x7.5-inch Hammerhead Cast Aluminium wheel (Standard: Overland)

OVERLAND Standard Features

Overland Standard Features

Air Bags* – Next Generation multistage driver and front-passenger

– Supplemental side-curtain for front and rear outboard passengers

Air Conditioning – Infrared Dual Zone Climate Control

Automatic Headlamps – Programmable headlamps-on-with-wipers and Parade Mode features

Battery – With Battery-Saver Feature

Brake-Park Interlock – Cannot shift out of Park unless brake pedal is applied

Cargo Area – Cargo tie-down loops in floor and quarter trim

– Cargo compartment cover, retractable

– Covered storage bin, includes auxiliary power outlet

Cigar Lighter

Console – Full-length centre floor, includes dual front and rear cup holders, padded armrest, storage bin

– Mini-overhead includes an Electronic Vehicle Information Centre (EVIC) with customer programmable safety/convenience features; trip computer, compass and outside temperature readings; two map/reading lamps

Door Locks – Child-protection rear

– Power with illuminated controls, programmable

Engine Immobiliser – Sentry Key®

Floor Mats – Carpeted, front and rear

Fuel Tank – 78-litre capacity, Onboard Refueling Vapor Recovery System

Glass – Tinted, all windows

Heat Outlets – Front and rear seat areas

Instrument Cluster – Including tachometer, trip odometer, oil pressure, engine coolant temperature and voltmeter gauges; electroluminescent lighting

Jeep Memory System – Programmable features for two drivers include driver's power seat positions, dual power exterior mirrors, 10 AM and 10 PM radio presets, and last-station settings; includes two unique colour-keyed keyless entry key fobs

Liftgate – Rear with fixed intermittent wiper/washer, flipper glass and electric defroster

Lighting, Exterior – Quad-halogen aero-designed ECE headlamps with

– time-delay and headlamp leveling system features

– Fog lamps integral with front fascia

– Centre high-mounted stoplamp, rear liftgate-mounted

Interior – Front door courtesy lamps

– Cargo area lamp, rear-passenger overhead reading/courtesy lamp, footlamps

Mirrors, Exterior – Dual, power foldaway, heated, driver-side automatic-dimming features

Interior – Rearview automatic-dimming day/night

– Dual illuminated visor vanity mirrors with color-keyed sunshade extensions

Mudflaps – Rear, protective

Power Accessory Delay – Allows operation of power sunroof and windows for 45 seconds after ignition is turned off or until a door is opened

Power Outlets – 12-volt, battery-powered, instrument panel-mounted and cargo area

Remote Keyless Entry – Two key fob transmitters with controls for power door locks, illuminated entry system and liftgate release

Rock Rails – Lower body sill protection

Roof Rack – Roof side rails

Seats – Royale Leather and Preferred Suede trim, front buckets with height-adjustable head restraints, 10-way power adjustments, with memory and driver's easy-exit features, seatback map pockets, and rear 40/60 split-folding bench with height-adjustable folding head restraints, heated driver and front-passenger seats with H/D setting

Shoulder Belts – Height-adjustable front and rear outboard lap/shoulder belts with rear-seat centre lap/shoulder belt

Skid Plate Group – Fuel tank, transfer case and front suspension protective skid plates

Sound System – AM stereo/FM stereo radio with full-log cassette and CD player (CD changer/optional), graphic equalizer, 10-disc remote CD changer and clock

– Infinity Gold™ Sound System with six premium speakers and 180-watt six-channel power amplifier

Steering Wheel – Leather- and wood-trimmed with speed control switches, centre-mounted horn pad and radio controls for volume, radio presets, seek and mode selection; tilt adjustable

Sunroof – Power with express-open and comfort-stop features

Tyres – 235/65HR17 performance all-season BSW radial

– Full-size spare (located under flat rear cargo load floor)

Transfer Case – Quadra-Drive progressive on-demand 4WD; includes Quadra-Trac II transfer case and Vari-Lok front and rear variable and progressive locking axles

User-Ready Child Seat Top Tether Anchors with LATCH System – Located in the headliner for three backseat positions and three seat-mounted anchors mounted in lower seat structure area for use with compatible aftermarket child seats

Wheels – 17-inch 5-Spoke cast Aluminium

Windows – Power with illuminated controls, driver's lockout with one-touch-down feature

Wiper System – Rain-sensitive intermittent front; rear, fixed intermittent

Wood Interior Trim – Real Rodwood Burl interior trim on steering wheel, instrument and door trim panels

*Always use seat belts. Children 12 and under should always be in a backseat correctly using an infant or child restraint system, or a seat belt that is right for their age and size.



THERE'S ONLY ONE
EARTH.



Handle it with care. As a Jeep vehicle owner, you have the means to experience many rare places on this planet. We hope you'll take advantage of the opportunity and treat the environment with the utmost respect. Strive to leave each place better than you found it, so future generations will be able to enjoy our great outdoors.



Jeep Grand Cherokee Limited shown in Black.
Jeep Cherokee Limited Edition shown in Bright Silver.
Jeep Wrangler Sport shown in Flame Red.

Jeep

THERE'S ONLY ONE

Specifications and information referred to herein were correct at the time of publication.

The illustrations in this brochure may show items of optional equipment and accessories that are not part of the standard specifications and may be optional at extra cost. Consult your authorised Chrysler Jeep® dealer for the latest details on specifications, options, prices and availability. Chrysler Jeep Australia reserves the right to discontinue or modify any vehicle or optional equipment or the design or the specifications of any vehicle or optional equipment at any time without prior notice to meet any requirement of a manufacturing or commercial nature which it may deem appropriate. Jeep, Grand Cherokee, Quadra-Coil, Quadra-Trac II, Quadra-Drive, Sentry Key and the Jeep grille are trademarks of DaimlerChrysler.

AZ24000(18.5M)10/18

Visit the Jeep website: www.jeep.com.au

SBWG2002