



WE'LL TAKE YOU EXACTLY WHERE YOU WANT TO GO.

You demand more from a vehicle than ever before. Exactly the same can be said of GMC. For starters, you're looking for greener driving choices – GMC offers a range of vehicles that incorporate technology that helps reduce fuel consumption and emissions, like Active Fuel Management®, Variable Valve Timing and Direct Injection. Down the road, there are plug-in electric vehicles and other emerging technologies that point the way to a future of zero-emissions driving.

At GMC, we take pride in more than the quality of our vehicles. We are also proud to be the Official Vehicle Supplier of the Vancouver 2010 Olympic and Paralympic Winter Games. To help create a more sustainable 2010 Winter Games, we are committed to providing the most environmentally friendly fleet of all time through the supply of hybrid, alternate fuel, and other advanced green technology vehicles. The Drive is On.

For more information about GMC visit gmc.gm.ca



*GMC is a brand of General Motors of Canada, the Official Vehicle Partner of the Vancouver 2010 Olympic and Paralympic Winter Games. © 2008, VANOC. Used under License.



191-10-B-024E



SMART. VERY SMART.

At GMC, trucks are what we do. We've spent a century building hard-working, professional-grade vehicles for some of the most demanding customers on the planet. And for 2010, everything we've learned is right there in our Sierra family of full-size pickups. If you're in search of the most available torque in a heavy-duty pickup, you'll find it in a Sierra. You'll also find outstanding fuel efficiency here. And the most available power in a half-ton. And the only hybrid drive system available in any pickup.* In short, no matter what your requirements might be, you'll find a Sierra that exceeds them. Sierra. Professional grade from the roof to the road, it's your smart choice.

*Based on 2009 GM Large Pickup segment and latest published competitive information available at time of printing. Excludes other GM vehicles.

**Rating is for Sierra 1500. Sierra 1500 Extended Cab and Crew Cab scored five-star ratings for both driver and front-passenger seating positions in the frontal crash test and for the front and rear seating positions in the side-impact crash test. Sierra 1500 Regular Cab scored five-star ratings for both driver and front-passenger seating positions in the frontal crash test and for the front seating position in the side-impact crash test. U.S. government star ratings are part of the National Highway Traffic Safety Administration's (NHTSA's) New Car Assessment Program (NCAP) (www.safercar.gov).



**FIVE-STAR FRONTAL
AND SIDE-IMPACT
CRASH TEST RATING****



LEFT: SIERRA 1500 HYBRID CREW CAB, shown in Pure Silver Metallic.

RIGHT: SIERRA 3500HD CREW CAB SLT 4x4, shown in Pure Silver Metallic with available equipment.

CAPABILITY THAT DOESN'T QUIT.

When it comes to handling passengers and cargo at the same time, Sierra Crew Cabs perform to the highest standards. Their cabins are refined, well equipped and comfortable for crews of up to six, and payload ratings range all the way up to a massive 2266 kg (4996 lb.)* Should your plans include hard-core off-road work, the available All Terrain Package deserves serious consideration. It features such robust components as a Z71 off-road suspension, an automatic locking rear differential, extended-travel Rancho® shock absorbers and skid plates to protect your truck's underbody from rocks, debris and the like. Other highlights include specific on/off road tires, fog lights and a variety of style upgrades inside and out.

*Sierra Crew Cab 3500HD 2WD with Dual Rear Wheels.



SIERRA 1500 CREW CAB SLT 4x4, shown in Onyx Black with available All Terrain Package.

READY, WILLING AND ABLE.

With their intelligent design and remarkable capability, Sierra Extended Cab and Regular Cab pickups stand apart from ordinary trucks. The engine range starts with the affordable and efficient Vortec 4.3-litre V6 and peaks with the awesome Duramax® 6.6-litre turbo-diesel V8 that's available in 2500HD and 3500HD models*. And with a selection of box sizes, trim levels and special equipment packages, it's easy to spec your new Sierra Extended Cab or Regular Cab just the way you want it. Of course, regardless of the configuration you choose, your Sierra will excel at towing heavy trailers, hauling cargo and everything else you buy a pickup for in the first place.

*Duramax 6.6L turbo-diesel V8 is not available in Extended Cab models.



SIERRA 2500HD EXTENDED CAB SLE 4x4, shown in Pure Silver Metallic with available equipment.

BOSS TRUCK.

Sierra Denali is as stylish as they come and luxurious to the core. But make no mistake: when there's a job to be done, Sierra Denali is all business, with performance capabilities that few other trucks can match. Full-time all-wheel drive is standard, along with a 403 horsepower Vortec 6.2L V8 and a six-speed automatic transmission with Driver Shift Control. All this robust technology makes Sierra Denali an outstanding tow vehicle, rated to handle trailers up to 4218 kg (9300 lb.). On the inside, Sierra Denali offers the best of everything – heated leather-appointed seats, power adjustable pedals, a superb Bose® speaker system and much more. Sierra Denali has a look all its own, too, with a dramatic full-chrome grille, chrome-accented bodyside mouldings and 20-inch chrome aluminum wheels. Sierra Denali. Show them who's boss.



Supple leather seating appointments, a heated steering wheel and a superb audio system with a 6-disc CD changer, an auxiliary input jack and a Bose speaker system are all standard on Sierra Denali.



SIERRA DENALI IS SIMPLY THE FINEST FULL-SIZE PICKUP EVER BUILT BY GMC. SOME OF ITS PREMIUM FEATURES ARE LISTED BELOW.

MECHANICAL

- 403 hp high-output Vortec 6.2L V8 with VVT and E85 compatibility
- 6-speed transmission with Driver Shift Control
- Full-time all-wheel drive
- 4-wheel disc brakes with ABS
- High-Performance Suspension
- Underbody skid plates

EXTERIOR

- Colour-keyed front and rear fascias
- Full-chrome grille design
- Deluxe bodyside mouldings with chrome top insert
- 20-inch chromed aluminum wheels
- Ultrasonic rear parking assist
- EZ Lift tailgate with lock

INTERIOR

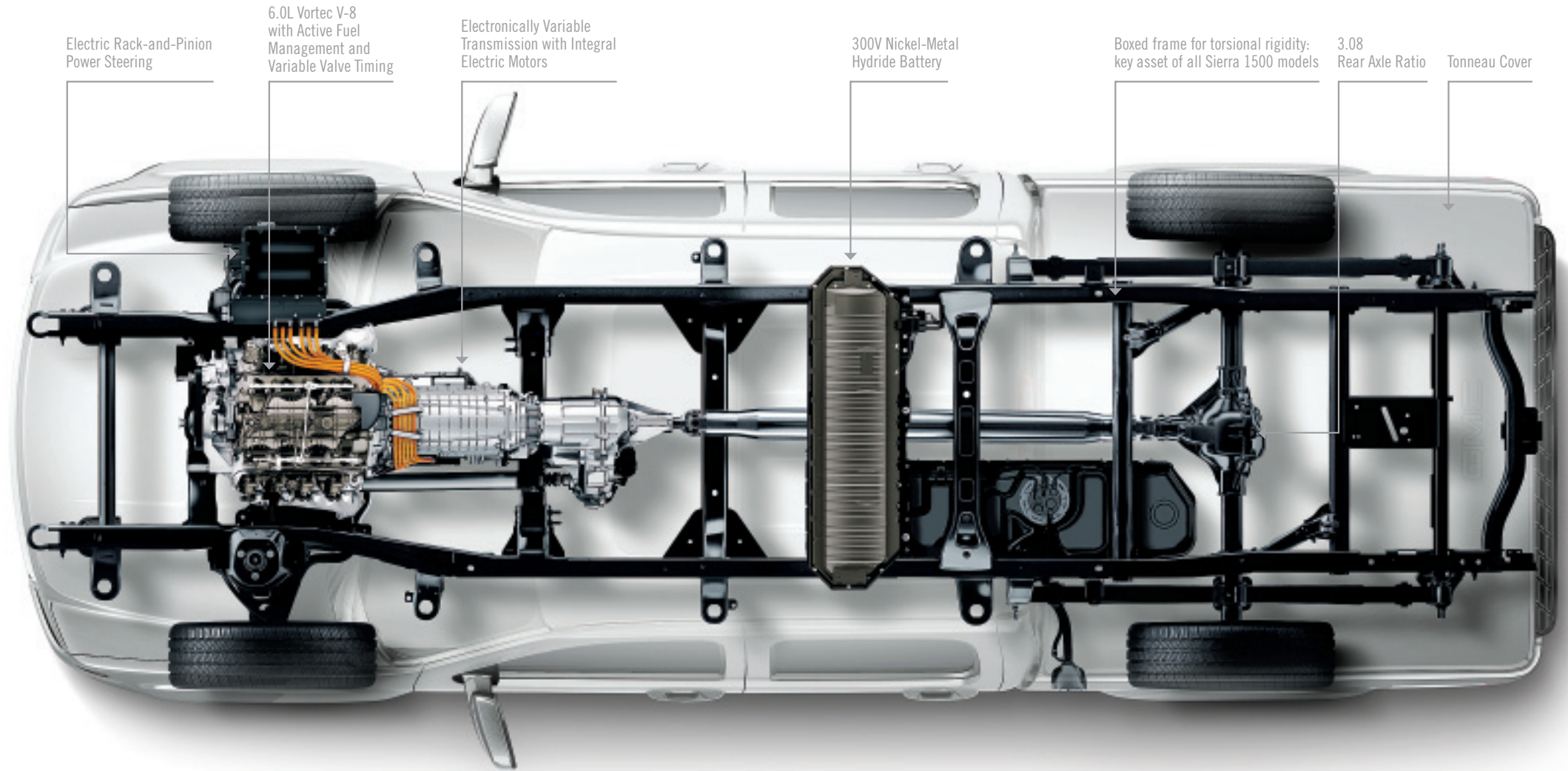
- Front-to-rear head curtain side-impact air bags
- Front seat-mounted side-impact air bags
- Full-feature leather-appointed, heated front bucket seats with power 10-way seat adjusters, power 2-way lumbar adjusters and 2-position driver memory
- Heated, leather-wrapped steering wheel with backlit controls
- Power adjustable pedals
- Denali-specific instrument panel and centre floor console
- Front and rear carpeted floor mats
- Sound system adds in-dash 6-disc CD player with MP3 compatibility
- OnStar® with 1-year Directions & Connections Plan with Turn-by-Turn Navigation

THE MOST ADVANCED PICKUP IN THE WORLD.

By any standard, Sierra Hybrid is an incredible achievement. Sierra Hybrid is a genuine full-size GMC Crew Cab pickup with comfortable seating for a crew of six, a rugged, welded steel cargo box and a ball hitch trailer rating of 2767 kg (6100 lb.).* It also has the best city fuel efficiency rating of any pickup in Canada regardless of size.** In fact, Sierra Hybrid consumes less fuel in city driving than many family sedans.** Making this feat possible is some of the most impressive engineering in the industry, including a 300-volt nickel-metal hydride Energy Storage System (ESS), an advanced Electronically Variable Transmission (EVT) and a regenerative braking system that captures energy during braking so that it can be used for reacceleration. Thanks to these high-tech features, Sierra Hybrid can operate at speeds of up to 48 kilometres per hour without consuming any gas at all, and at higher speeds the efficiency of the standard 332-horsepower 6.0-litre V8 is dramatically enhanced. Sierra Hybrid. Welcome to the future.

*2WD model. Sierra Hybrid 4WD is rated at 2676 kg (5900 lb.).

**2010 Sierra Hybrid ratings based on GM testing in accordance with approved Transport Canada test methods. Competitive information based on Natural Resources Canada's 2009 Fuel Consumption Guide for 2009 GM Mid Pickup and Large Pickup segments and published information available at time of printing. Excludes other GM vehicles. Your actual fuel consumption may vary.



HYBRID



ACTIVE FUEL MANAGEMENT®



ETHANOL E85

HAVE IT YOUR WAY.

To help you get exactly the truck you need, Sierra offers you a choice of two distinct interior design treatments. Choose a Sierra WT or SLE and your new truck will feature a spacious, attractive cabin designed with an eye for practicality and on-the-job durability. Or opt for a Sierra SLT or Denali and experience a luxury-inspired interior with leather-appointed seats, premium instrument panel and all the comforts and conveniences you have come to expect and more. Regardless of the model you choose, you and your passengers will enjoy a quiet, controlled ride in a cabin notable for both its versatility and its quality.



Sierra SLE's standard 40/20/40 split-bench front seat features a centre armrest storage compartment with room for 6.1 litres of gear.



For even more space, there's a lockable 9.1 litre compartment with an auxiliary power outlet hidden beneath the centre seat cushion.



Add a touch of luxury with a power sunroof that glides open at the touch of a button. It's available on Sierra Extended Cab and Crew Cab models.

For added ventilation and convenience, Sierra Extended Cab and Crew Cab models offer an available power sliding rear window.



SIERRA 1500 CREW CAB SLT, shown with Light Titanium leather seat inserts and other available equipment.

COOL, CALM AND COMPLETELY UNDER CONTROL.

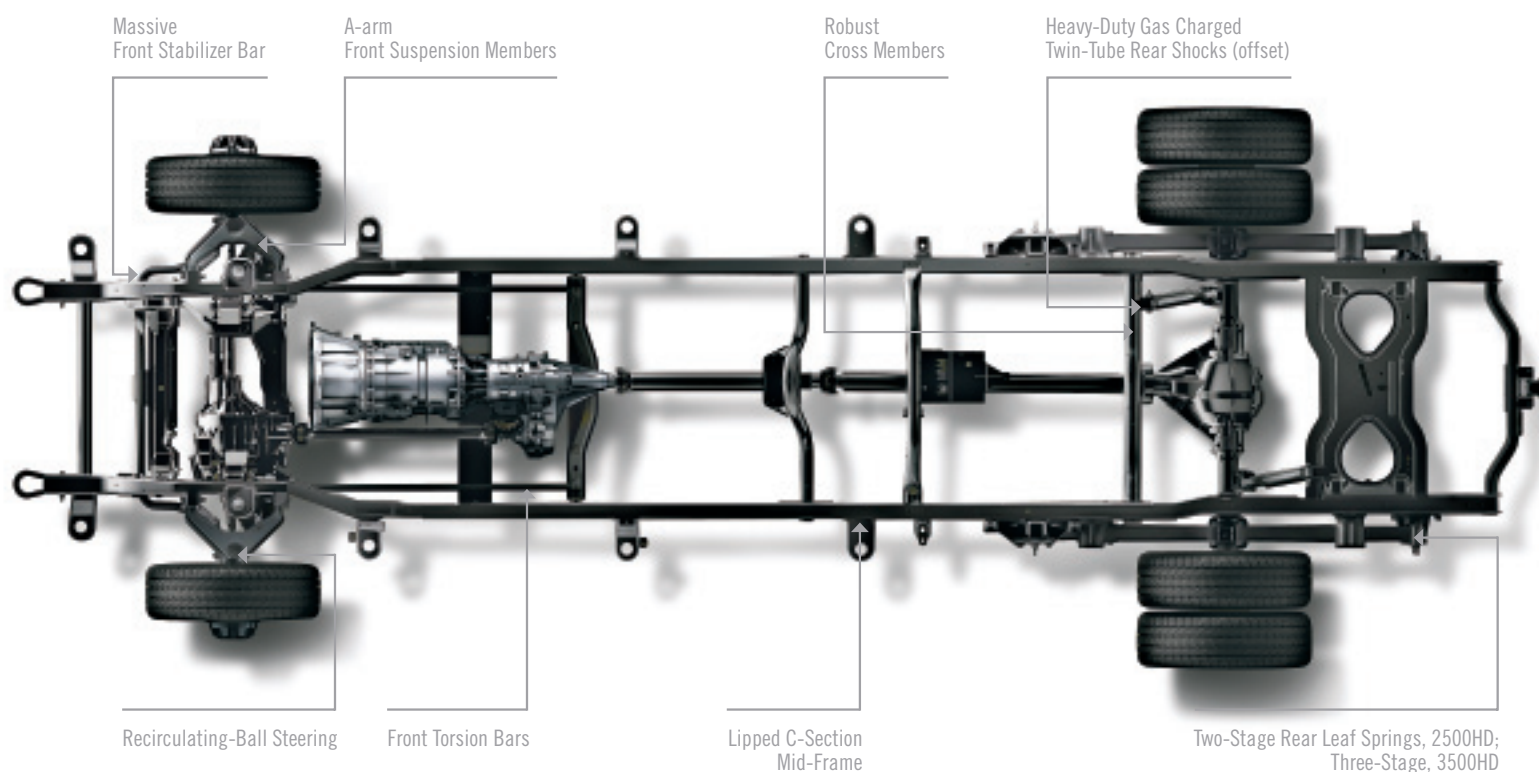
GMC's clever design makes Sierra a rare pleasure to live with. Case in point: the instrument panel. It's positioned down and away so you enjoy a greater sense of space and a clearer view forward. The gauges are cleanly styled and strategically positioned, so they communicate vital information at a glance. On SLT, Denali and Hybrid models supplementary data is provided on the standard multi-function Driver Information Centre that includes an engine hour meter, oil change notification alerts and more. For added convenience and safety, SLT, Denali and Hybrid models feature steering-wheel-mounted controls for the audio system so you can make adjustments without taking your hands off the wheel – or your eyes off the road.



SIERRA SLT INSTRUMENT PANEL, shown with available equipment.

ENGINEERED TO OUT-PERFORM.

At GMC, advanced truck technology is what we're all about. That's why we created not one, but two Sierra frames: one optimized for Sierra 1500 and another, engineered to handle the toughest challenges, for 2500HD and 3500HD models. Both designs share advanced hydroforming technology for reduced weight and enhanced quality and precision. That's professional grade.

**LOCKING REAR DIFFERENTIAL**

An Eaton® locking rear differential is standard on Sierra SLT, Denali and Hybrid models and available on other models. When one rear tire starts rotating approximately 100 rpm faster than the other, it locks up automatically. Both wheels are then driven at the same speed to help keep you from getting stuck.

STABILITRAK

Sierra 1500 models and selected Sierra 2500HD models feature a standard StabiliTrak® electronic stability control system that automatically helps correct lateral skids, usually before the driver realizes they've begun. Electronic stability control systems have been proven to reduce fatal single-vehicle light truck crashes by 63%.*

HIGH-STRENGTH FRONT FRAME RAILS

The Sierra 1500 frame features extremely strong, fully boxed hydroformed front frame sections. The quality fabrication allowed by the hydroforming process contributes to a very precise fit at all bolting points.

REDUCED MAINTENANCE

All Sierra gas engines feature extended life accessory drive belts, extended life coolant and extended life spark plugs to help reduce your overall cost of ownership.

HIGH-STRENGTH MID-RAILS

The middle sections of the Sierra 1500 frame are made of strong boxed sections rather than C-channels. These side rails provide the strength to handle heavy loads. They taper at the rear, optimizing strength and ride quality without adding unnecessary weight.

WIDE TRACKS

Sierra's wide front and rear tracks result in a smoother, more stable ride and improved handling, especially on rough surfaces.

AUTOTRAC™ 4X4

In addition to the usual 2HI, 4HI and 4LO and neutral operating modes, Sierra 1500's Autotrac 4x4 drivetrain includes an 'Auto' setting. When engaged, the system constantly monitors for wheelspin and automatically adjusts torque distribution to the front and rear wheels as the situation requires.

SPLAYED REAR SHOCK ABSORBERS

To enhance ride quality, Sierra 1500's rear shock absorbers are angled outward with a more upright stance than in previous designs. The result is a more linear response to inputs and increased stability.

COIL-OVER-SHOCK FRONT SUSPENSION

Sierra 1500's coil-over-shock suspension reduces unsprung weight compared to the previous design. This results in improved handling and a smoother ride in all conditions.

DRIVER INFORMATION CENTRE

The Driver Information Centre (DIC) monitors a wide range of functions like engine and transmission coolant temperatures, engine coolant level, engine oil level (gas V8 engines) and brake fluid level. On SLE and SLT models it also features an exterior temperature readout and an 8-point compass display.

TIRE PRESSURE MONITORING SYSTEM

Any time your Sierra is riding on an improperly inflated tire, the standard tire pressure monitoring system will deliver an alert via the Driver Information Centre.**

GM OIL LIFE MONITORING SYSTEM

This system automatically assesses your engine oil condition and alerts you when a change is required. The benefits can include reduced oil change frequency, which cuts down service requirements and helps minimize your consumption of non-renewable resources.

RACK-AND-PINION STEERING

Power-assisted rack-and-pinion steering – found on all Sierra 1500 models – provides excellent on-centre feel and immediate, precise response.

SUSPENSION CHOICES

Sierra 1500 suspension systems include:

- Z83 Solid Smooth Ride with 35 mm twin-tube shocks and a 32 mm front stabilizer bar.
- Z85 Handling/Trailering, with increased capacity from its 46 mm monotube shocks and a 34 mm front stabilizer bar.
- Z60 High-Performance employs monotube shocks, a 36 mm front stabilizer bar and a sporty lowered ride height.
- Z71 Off-road with 46 mm monotube shock absorbers, off-road jounce bumpers and a heavy-duty 34 mm front stabilizer; also includes a high capacity air cleaner, skid plates, locking differential and Z71 decals.

*According to information published by the US Department of Transportation's National Highway Traffic Safety Administration, July 2007. www.nrd.nhtsa.dot.gov/Pubs/810794.PDF

**Except 3500HD models with dual rear wheels.

MULTI-DIMENSIONAL SAFETY.

With Sierra, safety isn't one thing. It's everything. It's an automatic light control system that makes forgetting to turn on your full lighting system a thing of the past. Excellent all-around visibility, with standard Solar-Ray® tinted glass. Controls designed to make it easy to react quickly and appropriately in an emergency. Responsive handling that helps you steer around hazards. And literally dozens of other systems and features – like the ones described – designed to help you keep out of collisions and protect you if a crash can't be avoided.



**FIVE-STAR FRONTAL
AND SIDE-IMPACT
CRASH TEST RATING***

**DUAL-STAGE FRONTAL AIR BAGS****

To help reduce your risk of injury, Sierra 1500's air bags adjust their force of deployment based on the severity of the impact. In addition, sensors in the front passenger seat measure the weight of the seat's occupant and disable the front air bag automatically if it detects a child or a smaller adult.

SIDE-IMPACT HEAD CURTAIN AIR BAGS**

In certain side impacts or rollover situations, the head curtain side-impact air bags unfurl from the roof rail and act like a protective curtain for the occupants of the outboard seats in both the front and rear rows. Standard on all Sierra 1500 models.

SEAT-MOUNTED SIDE-IMPACT AIR BAGS**

Driver and right front passenger seats are fitted with seat-mounted side-impact air bags for additional thorax and pelvic protection.

LATCH

Standard in the rear seats of all Extended Cab and Crew Cab models, the LATCH (Lower Anchors and top Tethers for Children) system makes it easier to ensure that child seats are securely installed.

FRONT CRUSH ZONE

In a serious frontal impact, the front sections of Sierra 1500's hydroformed frame rails are designed to crumple in a controlled fashion to help dissipate dangerous crash energy before it reaches the passenger compartment.

REAR PARKING ASSIST

Standard on Sierra Denali and available on Sierra SLE and SLT Extended and Crew Cab models, the rear parking assist system uses ultrasonic waves to detect obstacles behind the truck and alerts you to their presence via audible signals.

5-STAR SAFETY RATING*

Sierra's safety engineering pays off with the highest U.S. government safety rating – 5 stars – for both driver and front passenger in the frontal crash test and for the front and rear seating positions in side-impact collisions.

* Rating is for Sierra 1500. Sierra 1500 Extended Cab and Crew Cab scored five-star ratings for both driver and front-passenger seating positions in the frontal crash test and for the front and rear seating positions in the side-impact crash test. Sierra 1500 Regular Cab scored five-star ratings for both driver and front-passenger seating positions in the frontal crash test and for the front seating position in the side-impact crash test. U.S. government star ratings are part of the National Highway Traffic Safety Administration's (NHTSA's) New Car Assessment Program (NCAP) (www.safercar.gov).

** A NOTE ON CHILD SAFETY: Always use safety belts and proper child restraints, even in vehicles equipped with air bags. Even with the Passenger Sensing System, children are safer when properly secured in a rear seat. Never place a rear-facing infant restraint in the front seat of any vehicle equipped with an active air bag. Refer to the Sierra Owner's Manual and child safety seat instructions for more information.

GAME, SET AND MATCH.

If you're in search of outstanding V8 fuel efficiency in a half-ton pickup, you'll find it in Sierra 1500 with the XFE Fuel Efficiency Package. Perhaps your goal is the most V8 power and torque you can buy. If so, you'll be interested to know that Sierra Denali's 403 horsepower and 417 pounds-feet of torque tower over every other eight-cylinder engine in the half-ton class.* Sierra wins hands-down when it comes to powertrain technology, too, with advanced systems like Variable Valve Timing (VVT), Active Fuel Management® and, lest we forget, the only available hybrid drive system in any pickup in the world.* Bottom line: when it comes to half-ton powertrains, Sierra is the undisputed champion.

*Based on 2009 GM Large Pickup segment and latest published competitive information available at time of printing. Excludes other GM vehicles.




ACTIVE FUEL
MANAGEMENT®



ETHANOL E85

**BIG MUSCLE FOR BIG JOBS.**

Every Sierra Heavy-Duty pickup is engineered to deliver performance that exceeds your highest expectations. The standard powertrain features a robust Vortec 6.0L V8 with Variable Valve Timing (VVT) teamed with a standard six-speed automatic transmission. For the ultimate in performance, specify the available Duramax 6.6L V8 Turbo Diesel that generates 365 horsepower and a class-leading 660 lb.-ft. of torque. The Duramax Turbo Diesel is also a more environmentally responsible choice, thanks to its Ultra-Low Sulfur Diesel Fuel (ULSF) and B5 bio-diesel compatibility, plus advanced features including a Diesel Particulate Filter (DPF) and a "smart" turbocharger that reduces emissions. To make the most of this advanced engine's tremendous muscle, it's available exclusively with an Allison® 1000 Series 6-speed transmission. This high-tech gearbox includes features like automatic grade braking. When you tap the brake pedal during hill descents it automatically shifts down to help control your speed and reduce brake wear.



HOOK IT UP.

Few vehicles in the world are as adept at towing heavy trailers as Sierra. There's a Tow/Haul mode built into every Sierra automatic transmission, for added performance and shift stability when you've got a trailer hooked up. A Trailering Special Equipment Package outfits your Sierra perfectly for the rigors of towing and is included on all SLT and Hybrid models. Sierra 1500 models also offer an available MAX Trailering Package that comes with one of the highest trailer ratings you can get on a half-ton pickup: 4853 kg (10,700 lb.), to be precise. If you're among the few who need an even higher level of capability, check out Sierra 3500HD. Properly equipped, it's rated to tow up to a whopping 7484 kg (16,500 lb.) with a fifth wheel rig.



With the available trailer brake controller, your trailer's brakes operate in tandem with your Sierra's brakes. It's fully integrated with Sierra's electrical and anti-lock braking systems.



The available Rearview Camera System displays a wide-angle view of the area behind your Sierra whenever you shift the transmission into 'Reverse'. The image appears on the interior rear-view mirror or on the DVD navigation system screen, when so equipped.



SIERRA 3500HD CREW CAB SLT 4x4 with Dual Rear Wheels, shown in Pure Silver Metallic with available equipment.

ENGINE	Vortec 4.3L V6 (LU3)		Vortec 4.8L V8 (L20)		Vortec 5.3L V8 (LMG/LC9)		Vortec 6.0L V8 Hybrid (LZ1)		Vortec 6.2L H.O. V8 (L9H)	
AUTOMATIC TRANSMISSION	4-speed (4L60E)		4-speed (4L60E)		6-speed (6L80)		4-speed (2-mode)		6-speed (6L80)	
Horsepower @ rpm	195 @ 4600		302 @ 5600		315 @ 5200		332 @ 5100		403 @ 5700	
Torque (lb.-ft.) @ rpm	260 @ 2800		305 @ 4600		335 @ 4400		367 @ 4100		417 @ 4300	
MODEL	Max. Trailer Weight kg (lb.)	Axle Ratio	Max. Trailer Weight kg (lb.)	Axle Ratio	Max. Trailer Weight kg (lb.)	Axle Ratio	Max. Trailer Weight kg (lb.)	Axle Ratio	Max. Trailer Weight kg (lb.)	Axle Ratio
C10703 – Regular Cab 6' 6" Standard Box, 2WD	2223 (4900)	3.23	2132 (4700) 3266 (7200)	3.23 3.73	2994 (6600) 3357 (7400) 4128 (9100)	3.08 3.08' 3.42'				
C10903 – Regular Cab 8' Long Box, 2WD	2132 (4700)	3.23	2313 (5100) 3221 (7100)	3.23 3.73	2722 (6000) 3266 (7200) 4536 (10,000)	3.08 3.08' 3.42'				
C10753 – Extended Cab 6' 6" Standard Box, 2WD	1996 (4400)	3.23	2132 (4700) 3039 (6700)	3.23 3.73	2812 (6200) 3130 (6900) 4400 (9700)	3.08 3.08' 3.42'			3039 (6700) 4400 (9700) 4853 (10,700)	3.42 3.42' 3.73 ³
C10953 – Extended Cab 8' Long Box, 2WD					2722 (6000) 3039 (6700) 4309 (9500)	3.08 3.08' 3.42'				
C10543 – Crew Cab 5' 8" Short Box, 2WD			2132 (4700) 3039 (6700)	3.23 3.73	2767 (6100) 3084 (6800) 3175 (7000) 4355 (9600)	3.08 3.08' 3.08 ² 3.42'	2767 (6100)	3.08	2994 (6600) 4354 (9600) 4808 (10,600)	3.42 3.42' 3.73 ³
K10703 – Regular Cab 6' 6" Standard Box, 4x4	2313 (5100)	3.73	2722 (6000)	3.42	2903 (6400) 3221 (7100) 4037 (8900)	3.08 3.08' 3.42'				
K10903 – Regular Cab 8' Long Box, 4x4	2268 (5000)	3.73	2631 (5800)	3.42	2858 (6300) 3175 (7000) 4445 (9800)	3.08 3.08' 3.42'				
K10753 – Extended Cab 6' 6" Standard Box, 4x4			2495 (5500)	3.42	2767 (6100) 6084 (6800) 4355 (9600)	3.08 3.08' 3.42'			2903 (6400) 4264 (9400) 4717 (10,400)	3.42 3.42' 3.73 ³
K10953 – Extended Cab 8' Long Box, 4x4					2585 (5700) 2948 (6500) 4173 (9200)	3.08 3.08' 3.42'				
K10543 – Crew Cab 5' 8" Short Box, 4x4			2495 (5500)	3.42	2722 (6000) 3039 (6700) 4309 (9500)	3.08 3.08' 3.42'	2676 (5900)	3.08	2903 (6400) 4218 (9300) 4717 (10,400)	3.42 3.42' 3.73 ³
K10543 – Denali, Crew Cab 5' 8" Short Box, AWD									4218 (9300)	3.42

1 – Requires Heavy-Duty Enhanced Cooling Package (K5L). 2 – XFE model (eXtra Fuel Efficiency). 3 – Requires MAX Trailering Package (NHT).

2500HD & 3500HD SERIES GROSS COMBINATION WEIGHT RATINGS (GCWR)

GCWR kg (lb.)	7258 (16,000)	8392 (18,500)	9979 (22,000)	10,660 (23,500)
ENGINE	AXLE RATIO REQUIRED (AUTOMATIC TRANSMISSION STANDARD)			
Vortec 6.0L V8 (LY6)	3.73	4.10		
Duramax 6.6L V8 Turbo Diesel (LMM)			3.73	3.73*

* Rating for 3500HD models with Dual Rear Wheels (DRW).

NOTES FOR SIERRA 1500 BALL HITCH TRAILERING:

- Any Sierra pickup can tow a 907 kg (2000 lb.) trailer without special equipment.
- Weight-carrying Hitch Limit: 2268 kg (5000 lb.) trailer with 272 kg (600 lb.) tongue weight.
- A Weight-distributing Hitch and Sway Control is required over 2268 kg (5000 lb.) Trailer Weight.
- Sierra 1500 models are limited to 2269 kg (5000 lb.) trailer rating unless equipped with Heavy-Duty (Z85), High-Performance (Z86) or Off-Road Suspension Package (Z71).
- Ball hitch trailers over 2268 kg (5000 lb.) require the optional Trailering Special Equipment Package (Z82), which includes a weight-distributing hitch platform with a 51 mm (2 in.) receiver, extra capacity transmission cooling (if not already equipped), high-capacity air cleaner, 4 blunt-cut wires in the instrument panel for electric brake controller hook-up and an independently fused wiring harness with a 7-pin sealed connector.
- Trailer tongue weight should be 10-15% of the total loaded trailer, up to 454 kg (1000 lb.) – 543 kg (1200 lb.) on models with MAX Trailering Package (option NHT).
- Addition of trailer tongue or kingpin weight must not cause the vehicle weights to exceed the Rear Gross Axle Weight Rating (RGAWR) or Gross Vehicle Weight Rating (GVWR).
- Trailer 5th-wheel kingpin weight should be 15-25% of the total loaded trailer weight, up to 680 kg (1500 lb.). Fifth-wheel trailers have a greater percentage of their weight on the kingpin (tongue load) than a conventional ball hitch trailer. Because of this, caution must be used when selecting a 1500 model to tow fifth-wheel trailers due to limited payload and rear axle capacity to handle typical kingpin weights.

ENGINE	BALL HITCH TRAILERING				FIFTH-WHEEL TRAILERING			
	Vortec 6.0L V8 (LY6)*		Duramax 6.6L V8 Diesel (LMM)		Vortec 6.0L V8 (LY6)*		Duramax 6.6L V8 Diesel (LMM)	
Horsepower	360 @ 5400		365 @ 3200		360 @ 5400		365 @ 3200	
Torque (lb.-ft.)	380 @ 4200		660 @ 1600		380 @ 4200		660 @ 1600	
AUTOMATIC TRANSMISSION	6-speed (6L90)				6-speed Allison			
MODEL	Max. Trailer Weight kg (lb.)	Axle Ratio Required	Max. Trailer Weight kg (lb.)	Axle Ratio Required	Max. Trailer Weight kg (lb.)	Axle Ratio Required	Max. Trailer Weight kg (lb.)	Axle Ratio Required
2500HD – 4173 kg (9200 lb.) GVWR								
C20903 – Regular Cab 8' Long Box, 2WD	4763 (10,500) 5897 (13,000)	3.73 4.10	5897 (13,000)	3.73	4763 (10,500) 5897 (13,000)	3.73 4.10	7122 (15,700)	3.73
C20753 – Extended Cab 6' 6" Standard Box, 2WD	4627 (10,200) 5761 (12,700)	3.73 4.10			4627 (10,200) 5761 (12,700)	3.73 4.10		
C20953 – Extended Cab 8' Long Box, 2WD	4536 (10,000) 5670 (12,500)	3.73 4.10			4536 (10,000) 5670 (12,500)	3.73 4.10		
C20743 – Crew Cab 6' 6" Standard Box, 2WD	4536 (10,000) 5715 (12,600)	3.73 4.10	5897 (13,000)	3.73	4536 (10,000) 5670 (12,500)	3.73 4.10	6985 (15,400)	3.73
C20943 – Crew Cab 8' Long Box, 2WD	4491 (9900) 5625 (12,400)	3.73 4.10	5897 (13,000)	3.73	4491 (9900) 5625 (12,400)	3.73 4.10	6577 (14,500)	3.73
K20903 – Regular Cab 8' Long Box, 4x4	4627 (10,200) 5761 (12,700)	3.73 4.10	5897 (13,000)	3.73	4627 (10,200) 5761 (12,700)	3.73 4.10	7031 (15,500)	3.73
K20753 – Extended Cab 6' 6" Standard Box, 4x4	4491 (9900) 5625 (12,400)	3.73 4.10			4491 (9900) 5625 (12,400)	3.73 4.10		
K20953 – Extended Cab 8' Long Box, 4x4	4445 (9800) 5579 (12,300)	3.73 4.10			4445 (9800) 5579 (12,300)	3.73 4.10		
K20743 – Crew Cab 6' 6" Standard Box, 4x4	4445 (9800) 5579 (12,300)	3.73 4.10	5897 (13,000)	3.73	4445 (9800) 5579 (12,300)	3.73 4.10	6441 (14,200)	3.73
K20943 – Crew Cab 8' Long Box, 4x4	4355 (9600) 5489 (12,100)	3.73 4.10	5897 (13,000)	3.73	4355 (9600) 5489 (12,100)	3.73 4.10	5897 (13,000)	3.73
3500HD with Single Rear Wheels (SRW) – 4491 kg (9900 lb.) GVWR								
C30953 – Extended Cab 8' Long Box, 2WD	4491 (9900) 5625 (12,400)	3.73 4.10			4491 (9900) 5625 (12,400)	3.73 4.10		
C30943 – Crew Cab 8' Long Box, 2WD	4400 (9700) 5534 (12,200)	3.73 4.10	5897 (13,000)	3.73	4445 (9800) 5579 (12,300)	3.73 4.10	6849 (15,100)	3.73
K30903 – Regular Cab 8' Long Box, 4x4	4536 (10,000) 5670 (12,500)	3.73 4.10	5897 (13,000)	3.73	4536 (10,000) 5670 (12,500)	3.73 4.10	6985 (15,400)	3.73
K30953 – Extended Cab 8' Long Box, 4x4	4355 (9600) 5489 (12,100)	3.73 4.10			4355 (9600) 5489 (12,100)	3.73 4.10		
K30943 – Crew Cab 8' Long Box, 4x4	4264 (9400) 5398 (11,900)	3.73 4.10	5897 (13,000)	3.73	4309 (9500) 5443 (12,000)	3.73 4.10	6713 (14,800)	3.73
3500HD with Dual Rear Wheels (DRW) – 5171 kg (11,400 lb.) GVWR								
C30953 – Extended Cab 8' Long Box, 2WD	4309 (9500) 5443 (12,000)	3.73 4.10			4309 (9500) 5443 (12,000)	3.73 4.10		
C30943 – Crew Cab 8' Long Box, 2WD	4218 (9300) 5352 (11,800)	3.73 4.10	5897 (13,000)	3.73	4218 (9300) 5352 (11,800)	3.73 4.10	7348 (16,200)	3.73
K30903 – Regular Cab 8' Long Box, 4x4	4400 (9700) 5534 (12,200)	3.73 4.10	5897 (13,000)	3.73	4400 (9700) 5534 (12,200)	3.73 4.10	7484 (16,500)	3.73
K30953 – Extended Cab 8' Long Box, 4x4	4173 (9200) 5307 (11,700)	3.73 4.10			4173 (9200) 5307 (11,700)	3.73 4.10		
K30943 – Crew Cab 8' Long Box, 4x4	4128 (9100) 5262 (11,600)	3.73 4.10	5897 (13,000)	3.73	4128 (9100) 5262 (11,600)	3.73 4.10	7212 (15,900)	3.73

* Vortec 6.0L V8 (LY6) produces 322 hp @ 4400 rpm and 380 lb.-ft. of torque @ 4200 rpm on 3500HD models with Dual Rear Wheels (DRW).

NOTES FOR SIERRA 2500HD & 3500HD TRAILERING:

- A 6-speed automatic transmission is standard on these trucks. A model 6L90 Hydramatic (code MYD) is used with the Vortec 6.0L V8 and an Allison 1000 Series transmission (code MW7) is used in combination with the Duramax 6.6L V8 Turbo Diesel. Both transmissions feature a tow/haul mode, grade braking and tap-up/tap-down shift provision for excellent control when trailering.
- 2500HD and 3500HD models have a weight-carrying hitch limit of 3402 kg (7500 lb.) and require a weight-distributing hitch (or fifth-wheel) with trailer weights in excess of this limit.
- Fifth-wheel kingpin loads are usually higher than ball hitch trailer tongue loads, so careful attention must be given to the trucks payload capacity and Rear Gross Axle Weight Rating (RGAWR). Subtract the tow vehicle's weight plus passenger and cargo weights from the Gross Vehicle Weight Rating (GVWR) to determine the available payload and/or kingpin weight allowance.
- Trailering kingpin weights should be 15-25% of the loaded trailer weight.
- Trailering capacity may be limited by the tow vehicles ability to carry the hitch weight without exceeding the GVWR or RGAWR.
- An Integrated Trailer Brake Controller (option JL1) is available in combination with the Trailering Special Equipment Package (option Z82). This facilitates hook-up of most electric trailer brakes.



THE FINAL TOUCH.

With quality GMC Accessories, it's easy to take your new Sierra's style, comfort and capability to new heights. To ensure outstanding fit, finish and performance, all GMC Accessories are engineered to the same high standards as your Sierra. That's why they can be covered under the 3-year/60,000 km New Vehicle Limited Warranty.* When you purchase your new Sierra through GMAC, your GMC Accessories can also be included in your finance agreement. Ask your dealer for a complete listing of the GMC Accessories to help you make your Sierra unmistakably yours. Or visit gm.ca

* Whichever comes first, when permanently installed by the dealer at the time you purchased your new vehicle, or for the remainder of the New Vehicle Limited Warranty if installed after the time of your vehicle purchase, but no less than 12 months.

SOME AVAILABLE SIERRA ACCESSORIES INCLUDE:

- Sliding tool box and side storage box
- Sliding bed divider
- Bed extender
- Bedliner
- 20-inch wheels
- Recovery hooks
- Chrome fuel door
- Chrome mirror cover
- Chrome door handles
- Dual head restraint DVD player
- Door sill plates and step shields
- Soft roll-up tonneau cover
- Hard-shell tonneau cover
- Tubular assist steps
- Tubular bed rails
- Moulded splash guards.



GMC
ACCESSORIES

ONSTAR



Does your vehicle have a help button? If you have OnStar*, you can get the help you need at the push of a button.

If you're in a collision, you don't even need to ask for help – sensors around your vehicle can automatically alert an OnStar Advisor. If your vehicle's stolen, we can use GPS technology to help police find it. OnStar and 1 year of the Safe & Sound Plan is included on Sierra WT, SLE and SLT models. Denali models feature OnStar and 1 year of the Directions & Connections Plan including Turn-by-Turn Navigation** – the simplest and smartest navigation system available. Just push the OnStar button and tell the Advisor where you want to go, and turn-by-turn directions are downloaded to your vehicle. No one offers more ways to help on the road. Learn more at onstar.ca

* OnStar services require vehicle electrical system (including battery), wireless service and GPS satellite signals to be available and operating for features to function properly. OnStar acts as a link to existing emergency service providers. Subscription Service Agreement required. Ability to locate stolen vehicles varies with conditions. Call 1-888-4ONSTAR (1-888-466-7827) or visit onstar.ca for OnStar's Terms and Conditions, Privacy Statement and details and system limitations.

** Turn-by-Turn Navigation not available in certain areas. Visit onstar.ca for coverage map.

XM SATELLITE RADIO



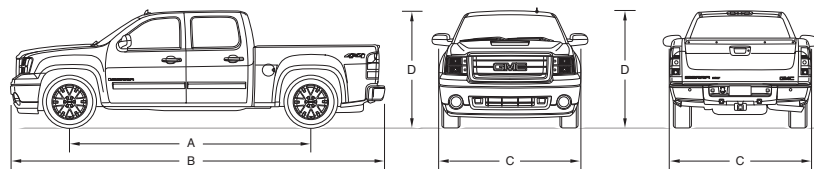
Your listening preferences are very personal. XM Satellite Radio™ gives you access to the largest playlist on the planet and the most commercial-free music in digital-quality sound. That's on top of news, talk, comedy and sports channels – including more than 1000 NHL games. It all adds up to 130 channels to choose from, coast to coast.† Why offer so much choice? XM Satellite Radio has to appeal to a wide range of tastes, with more than 9 million subscribers. And it's standard on Sierra SLT and Denali models and available on WT and SLE models. Ask your dealer for more information.

† Available in 10 Canadian provinces and the 48 contiguous United States. Subscription sold separately after trial period.

SERIES	Cab Type	Model Number	Wheelbase mm (in.)	Drivetrain	GVWR Max. kg (lb.)	Payload Max. kg (lb.)	Pickup Box Length (ft. in.)	Gross Towing Capacity ² Max. kg (lb.)	Seating Std/Opt.	
1500	Regular Cab	C10703	3032 (119.0)	2WD	2900 (6400)	888 (1957)	6'6"	4128 (9100)	3/2	
		C10903	3378 (133.0)	2WD	2900 (6400)	825 (1818)	8'	4536 (10,000)	3/2	
		K10703	3032 (119.0)	4x4	2900 (6400)	773 (1705)	6'6"	4037 (8900)	3/2	
		K10903	3378 (133.0)	4x4	3084 (6800)	817 (1802)	8'	4445 (9800)	3/2	
	Extended Cab	C10753	3645 (143.5)	2WD	3084 (6800)	773 (1705)	6'6"	4400 (9700)	6/5	
		C10753/NHT ¹	3645 (143.5)	2WD	3175 (7000)	846 (1865)	6'6"	4854 (10,700)	6/5	
		C10953	4000 (157.5)	2WD	3130 (6900)	742 (1636)	8'	4309 (9500)	6/5	
		K10753	3645 (143.5)	4x4	3175 (7000)	806 (1777)	6'6"	4264 (9400)	6/5	
		K10753/NHT ¹	3645 (143.5)	4x4	3266 (7200)	823 (1812)	6'6"	4717 (10,400)	6/5	
		K10953	4000 (157.5)	4x4	3175 (7000)	676 (1491)	8'	4173 (9200)	6/5	
	Crew Cab	C10543	3645 (143.5)	2WD	3084 (6800)	767 (1690)	5'8"	4354 (9600)	6/5	
		C10543/NHT ¹	3645 (143.5)	2WD	3220 (7100)	873 (1924)	5'8"	4808 (10,600)	6/5	
		C10543/Hybrid	3645 (143.5)	2WD	3220 (7100)	685 (1511)	5'8"	2767 (6100)	6/5	
		K10543	3645 (143.5)	4x4	3175 (7000)	781 (1721)	5'8"	4309 (9500)	6/5	
		K10543/NHT ¹	3645 (143.5)	4x4	3311 (7300)	850 (1873)	5'8"	4717 (10,400)	6/5	
		K10543/Hybrid	3645 (143.5)	4x4	3311 (7300)	668 (1473)	5'8"	2676 (5900)	6/5	
		K10543/Denali	3645 (143.5)	AWD	3175 (7000)	717 (1580)	5'8"	4218 (9300)	5	
2500HD	Regular Cab	C20903	3378 (133.0)	2WD	4173 (9200)	1756 (3872)	8'	7167 (15,800)	3/2	
		K20903	3378 (133.0)	4x4	4173 (9200)	1630 (3594)	8'	7031 (15,500)	3/2	
	Extended Cab	C20753	3645 (143.5)	2WD	4173 (9200)	1633 (3600)	6'6"	5761 (12,700)	6/5	
		C20953	4000 (157.5)	2WD	4173 (9200)	1569 (3459)	8'	5670 (12,500)	6/5	
		K20753	3645 (143.5)	4x4	4173 (9200)	1514 (3338)	6'6"	5625 (12,400)	6/5	
		K20953	4000 (157.5)	4x4	4173 (9200)	1452 (3200)	8'	5579 (12,300)	6/5	
	Crew Cab	C20743	3886 (153.0)	2WD	4173 (9200)	1576 (3475)	6'6"	6940 (15,300)	6/5	
		C20943	4242 (167.0)	2WD	4173 (9200)	1504 (3316)	8'	6577 (14,500)	6/5	
		K20743	3886 (153.0)	4x4	4173 (9200)	1464 (3228)	6'6"	6305 (13,900)	6/5	
		K20943	4242 (167.0)	4x4	4173 (9200)	1382 (3047)	8'	5761 (12,700)	6/5	
3500HD-SRW ²	Regular Cab	K30903	3378 (133.0)	4x4	4491 (9900)	1872 (4128)	8'	6985 (15,400)	3/2	
	Extended Cab	C30953	4000 (157.5)	2WD	4491 (9900)	1800 (3968)	8'	5625 (12,400)	6/5	
		K30953	4000 (157.5)	4x4	4491 (9900)	1691 (3729)	8'	5489 (12,100)	6/5	
	Crew Cab	C30943	4242 (167.0)	2WD	4491 (9900)	1749 (3855)	8'	6849 (15,100)	6/5	
		K30943	4242 (167.0)	4x4	4491 (9900)	1628 (3590)	8'	6713 (14,800)	6/5	
	3500HD-DRW ²	Regular Cab	K30903	3378 (133.0)	4x4	5171 (11,400)	2384 (5255)	8'	7484 (16,500)	3/2
Extended Cab		C30953	4000 (157.5)	2WD	5171 (11,400)	2308 (5088)	8'	5443 (12,000)	6/5	
		K30953	4000 (157.5)	4x4	5171 (11,400)	2199 (4848)	8'	5307 (11,700)	6/5	
Crew Cab		C30943	4242 (167.0)	2WD	5171 (11,400)	2266 (4996)	8'	7348 (16,200)	6/5	
		K30943	4242 (167.0)	4x4	5171 (11,400)	2138 (4714)	8'	7212 (15,900)	6/5	

1 – With MAX Trailing Package (NHT). 2 – SRW = Single Rear Wheels (credit option). DRW = Dual Rear Wheels. 3 – 1500 ratings are maximums for trucks when equipped with a ball hitch. 2500HD and 3500HD ratings are for models equipped with a 5th Wheel (Gooseneck) hitch.

DIMENSIONS



MODEL	A. Wheelbase mm (in.)	B. Overall Length mm (in.)
Regular Cab standard box	3032 (119.0)	5222 (205.6)
Regular Cab long box	3378 (133.0)	5702 (224.5)
Extended Cab standard box	3645 (143.5)	5839 (229.9)
Extended Cab long box	4000 (157.5)	6320 (248.8)
Crew Cab short box	3645 (143.5)	5839 (229.9)
Crew Cab standard box	3886 (153.0)	6094 (239.9)
Crew Cab long box	4242 (167.0)	6572 (258.7)
	C. Width mm (in.)	D. Height mm (in.)
Single Rear Wheels	2029 (79.9) (max.) [†]	1959 (77.1) (max.) [†]
Dual Rear Wheels	2436 (95.9) (max.) [†]	1933 (76.1) (max.) [†]

[†]Excluding mirrors. [‡]Depending on model selected.

Sierra is offered in a choice of attractive models. To help you find the one that's just right for you, some of the major features that differentiate one Sierra model from another are listed below.

SIERRA WT

Sierra WT is available in Regular Cab, Extended Cab and Crew Cab configurations. The following features are standard on Sierra WT models:

- Anti-lock braking system
- StabiliTrak electronic stability control system
- Z83 solid smooth ride suspension
- Floor-mounted manual transfer case shifter (4x4 models)
- Front chrome bumper with black top cap
- 17" painted steel wheels
- Tire pressure monitoring system
- Automatic headlight control
- Solar-Ray tinted glass
- Black manual folding exterior rear-view mirrors
- Dual front-mounted recovery hooks (except 2WD 1500 models)
- Tilt adjustable steering column
- Driver Information Centre
- GM Oil Life Monitoring System
- Air conditioning, manual single zone
- Accessory power outlets
- Vinyl 40/20/40 split-bench front seat
- Deluxe roof console
- Vinyl floor covering
- Driver and front passenger frontal air bags; plus side-impact head curtain air bags on 1500 models
- Driver and front passenger seat-mounted side-impact air bags
- AM/FM stereo
- OnStar and 1 year of the Safe & Sound Plan.

SIERRA NEVADA

The Sierra Nevada package is available on 1500 2WD or 4x4 Crew Cab short box and Extended Cab standard box models. To the features of the WT model, it adds:

- Vortec 4.8L V8 engine
- Z85 handling/trailing suspension (Extended Cab models)
- 17" chrome-style wheels
- Front chrome bumper with body colour top cap
- Chrome grille surround
- Deep-tint glass on all windows behind front doors
- Power heated exterior mirrors
- Body-coloured bodyside mouldings
- Remote keyless entry system
- CD player with MP3 playback
- Power windows, door locks and rear side windows
- Cruise control
- Colour-keyed carpeting.

SIERRA SLE

SLE models include the equipment of WT models plus the following features and upgrades:

- Electronic transfer case (4x4 models: Autotrac on 1500 models; part-time 2-speed on HD models)
- Front grille with chrome surround (1500 models)
- Front chrome bumper with body-colour top cap
- Deep-tinted glass on all windows behind front doors
- Compass and exterior temperature display added to Driver Information Centre
- Voltmeter and oil pressure gauges added to instrument panel (1500 models only – standard in 2500HD and 3500HD)
- Heated, power exterior mirrors
- Body-colour bodyside mouldings
- 17" chrome-style wheels
- Spare tire lock
- Remote keyless entry
- Cloth full-featured front 40/20/40 split-bench seat
- Power windows and door locks
- Cruise control
- Carpeting with vinyl mats
- Leather-wrapped steering wheel
- CD player with MP3 playback and auxiliary input jack.

SIERRA SLT

Sierra SLT is available in Extended Cab and Crew Cab configurations. SLT models include the equipment of SLE models plus the following features and upgrades:

- Trailing heavy-duty equipment
- Locking differential
- 18" chrome-clad aluminum wheels
- Remote vehicle starter system
- Fog lights
- Premium instrument panel
- Steering wheel sound system controls
- Upgraded Driver Information Centre
- Power folding exterior mirrors with turn signal indicators
- Auto-dimming interior rear-view mirror
- Bluetooth® mobile phone connectivity
- Dual-zone automatic climate control
- Programmable personalization features
- Electric rear window defogger
- Full-featured reclining front bucket seats
- USB port and Bose Premium sound system with subwoofer
- XM Satellite Radio.

SIERRA DENALI

Available exclusively as a Crew Cab, Sierra Denali includes the equipment of SLT models plus the following features and upgrades:

- 403-hp Vortec 6.2L V8 with VVT
- Full-time all-wheel drive
- 4-wheel disc brakes
- 20" chrome aluminum wheels
- Denali-specific grille
- Skid plates
- Body-colour bodyside mouldings with chrome inserts
- Body-colour rear bumper
- Locking EZ Lift tailgate
- Ultrasonic rear parking assist system
- Heated, leather-wrapped steering wheel
- Power adjustable pedals
- Carpeted floor mats
- Universal home remote transmitter
- In-dash 6-disc CD changer
- OnStar with 1 year of the Directions & Connections Plan with Turn-by-Turn Navigation.

SIERRA HYBRID

Sierra Hybrid is available exclusively as a 1500 Crew Cab. The following features are standard on Sierra Hybrid:

- 6.0L Vortec V8 LIVC engine with VVT and Active Fuel Management
- 4-speed Electronically Variable Transmission
- 300-volt nickel-metal hydride Energy Storage System (ESS)
- Regenerative 4-wheel disc braking system with ABS
- Autotrac 4x4 system (on 4x4 models)
- StabiliTrak electronic stability control system with Proactive Roll Avoidance
- Rear locking differential
- Trailing Equipment Package
- 18" chrome aluminum wheels
- Tire pressure monitoring system
- Heated power exterior mirrors
- Cloth full-featured front 40/20/40 split-bench seat
- Upgraded Driver Information Centre
- Dual-zone automatic climate controls
- Bluetooth mobile phone connectivity
- Driver and front passenger frontal air bags; plus side-impact head curtain air bags and seat-mounted side-impact air bags
- DVD-based navigation with voice recognition
- CD player with MP3-compatible and auxiliary input jack
- XM Satellite Radio
- Steering wheel sound system controls
- OnStar and 1 year of the Safe & Sound Plan.

2010 GMC SIERRA STANDARD & OPTIONAL FEATURES

SAFETY AND SECURITY	WT	SLE	SLT	HYBRID
Air bags – 1500; dual-stage, driver and right front passenger, frontal. Includes front Passenger Sensing System with automatic air bag suppression	S	S	S	S
Air bags – 1500; seat-mounted side-impact, driver and right front passenger for thorax and pelvic protection	S	S	S	S
Air bags – 2500HD/3500HD; driver and right front-passenger, frontal	S	S	S	–
Air bags – 1500; head curtain side-impact for all outboard seating positions with rollover sensor	S	S	S	S
Door locks – power, programmable with lock-out protection (standard on Crew Cab)	0 ¹	S	S	S
Keyless entry system – remote, programmable, includes two transmitters with panic alarm feature	0 ¹	S	S	S
OnStar In-Vehicle Communications and Assistance Service – includes 1 year of the Safe & Sound Plan*	S	S	S	S
Safety restraints – LATCH (Lower Anchors and top Tethers for Children) – Ext. and Crew Cab only	S	S	S	S
Safety restraints – Top tether anchor – Reg. Cab	S	S	–	–
StabiliTrak – electronic stability control system with Proactive Roll Avoidance and traction control – all 1500 models and 2500HD Ext. and Crew Cab Standard Box models	S	S	S	S
Theft-deterrent system – electronic immobilizer	S	S	S	S
Ultrasonic rear parking assist – rear obstacle detection system with audible warning, included with available Safety and SLT Convenience Packages on Ext. and Crew Cab only	–	0	0	0

MECHANICAL

Air cleaner – high capacity (standard on all 2500HD/3500HD)	0	0	S	–
Brakes – 1500; power, front disc/rear drum with 4-wheel anti-lock braking system (ABS) and dynamic rear proportioning (DRP) – rear disc brakes on Ext. and Crew Cabs when equipped with the 6.2L V8 engine	S	S	S	–
Brakes – 2500HD/3500HD; hydro-boost power, 4-wheel disc with anti-lock braking system (ABS)	S	S	S	–
Brakes – 1500; power, 4-wheel disc with 4-wheel anti-lock braking system (ABS), dynamic rear proportioning (DRP) and regenerative braking system	–	–	–	S
Engines – refer to page 32 for complete availability	S	S	S	S
Engine – block heater	0	0	0	0
Locking differential – rear	0	0	S	S
Steering – 1500; power, rack-and-pinion – electric assist on Hybrid	S	S	S	S
Steering – 2500HD/3500HD; power recirculating ball	S	S	S	–
Suspension – refer to page 17 for availability	S	S	S	S
Trailer wiring provisions – for camper or fifth wheel hitch, includes additional 8-way wiring harness to front of pickup box ² – 2500HD and 3500HD only	0	0	0	–
Transfer case 4x4 models – lever-operated, 2-speed part-time	S	–	–	–
Transfer case 4x4 models – 1500; Autotrac with electronic rotary dial	–	S	S	S
Transfer case 4x4 models – 2500HD/3500HD; 2-speed with electronic rotary dial	–	S	S	–
Transmission – 1500; 4-speed automatic (model 4L60E) with overdrive and Tow/Haul mode used on models equipped with the Vortec 4.3L V6 or 4.8L V8 engines – 6-speed automatic (model 6L80) with tap-up/tap-down shift control and Tow/Haul mode used on all models equipped with the Vortec 5.3L V8 or Vortec 6.2L V8 engines	S	S	S	–
Transmission – 1500 Hybrid; 4-speed automatic integrated with Hybrid 2-mode electronically variable propulsion system	–	–	–	S

MECHANICAL	WT	SLE	SLT	HYBRID
Transmission – 2500HD/3500HD; 6-speed automatic (model 6L90) with 2 overdrives, tap up/tap down shift control and Tow/Haul mode used on models equipped with the Vortec 6.0L V8 engine – Allison 1000 Series 6-speed automatic with tap-shift range selection, Tow/Haul mode and engine grade braking is required with the Duramax 6.6L V8 Diesel engine	S	S	S	–
Vehicle starter system – remote	–	0 ³	S	–
Heavy-Duty Enhanced Cooling Package – 1500; includes external transmission and engine oil coolers, heavy-duty radiator and cooling fan (requires 6-speed automatic transmission; standard on SLT Crew Cab)	0	0	0	–

EXTERIOR

Bumpers – front, chrome with black top cap	S	–	–	–
Bumpers – front, chrome with body-colour top cap	–	S	S	S
Bumper – rear, chrome with step pad	S	S	S	S
Cargo management pickup box – includes aluminum front and side C-channel rails in pickup box with 4 adjustable tie-down hooks (dealer installed)	0	0	0	–
Fog lights	0 ⁴	0 ³	S	–
Glass – Solar-Ray tinted, all windows	S	S	S	S
Glass – deep-tinted on all windows behind front doors	0	S	S	S
Grille – 1500; moulded plastic with black surround	S	–	–	–
Grille – moulded plastic with chrome surround (standard on 2500HD/3500HD)	0 ⁴	S	S	S
Mirrors – manual foldaway, black	S	–	–	–
Mirrors – manual foldaway, power remote control, heated, black	–	S	–	S
Mirrors – power folding, power remote control, heated, integral turn signal indicators, auto-dimming driver's side, body-colour with reverse tilt – not available on 3500HD with dual rear wheels	–	–	S	–
Mirrors – deluxe wide-load, heated, integrated turn signal, manual extending and folding with lower spotter glass, black	–	0	0	–
Mouldings – bodyside, body-colour (except 3500HD Reg. Cab models)	–	S	S	S
Rearview Camera System – reverse assist for parking or trailer towing (includes interior rear-view mirror display) – not available on Reg. Cab models	–	0	0	0
Recovery hooks – two front (available 2WD 1500 models)	S	S	S	S
Skid plates – off-road, includes shields for engine, transmission, transfer case and front differential, included with Z71 suspension (4x4 only)	0	0	0	–
Sunroof – power, with express-open, includes universal home remote and short overhead console (Ext. and Crew Cab)	–	0 ⁵	0	0
Tires – P245/70R17 all-season**, 1500 2WD models	S	S	–	–
Tires – P265/70R17 all-season**, 1500 4x4 models	S	S	–	–
Tires – P265/65R18 all-season**, 1500 models	–	–	S	S
Tires – P275/55R20 all-season**, 1500 models – requires Z60 High Performance Suspension	–	0	0	–
Tires – LT245/75R16 all-season**, 2500HD	S	S	–	–
Tires – LT265/75R16 on-off road, 3500HD SRW ⁶	S	S	–	–
Tires – LT265/70R17 all-terrain, 2500HD/3500HD SRW ⁶	–	0	S	–
Tires – LT225/75R17 highway, 3500HD DRW ⁶	S	S	S	–
Tire – spare tire carrier – locking, rear underbody, winch-mounted	0	S	S	S
Wheel trim – please refer to page 33 for description and availability	S	S	S	S
Windshield wipers – variable delay (intermittent), flat-blade with wet arm washers	S	S	S	S

INTERIOR	WT	SLE	SLT	HYBRID
Air conditioning – single-zone, manual climate control	S	S	–	–
Air conditioning – dual-zone, automatic climate control	–	0 ⁷	S	S
Console – overhead deluxe	S	S	S	S
Cruise control – electronic with resume, coast and decelerate/accelerate features	0	S	S	S
Defogger – electric, rear-window	0	0	S	0
Floor covering – vinyl, graphite rubberized coating	S	0	–	–
Floor covering – colour-keyed carpeting and removable vinyl floor mats (includes rear mats in Ext. and Crew Cab)	0	S	S	S
Instrument panel – standard with upper and lower glove compartments	S	S	–	S
Instrument panel – premium with single glove compartment	–	–	S	–
Instrumentation – 1500; analogue gauge cluster with speedometer, tachometer, engine temperature and fuel level	S	S	S	S
Instrumentation – 1500; voltmeter (ECO gauge on Hybrid) and oil pressure gauges added to above	–	S	S	S
Instrumentation – 2500HD/3500HD; analogue gauge cluster with speedometer, tachometer, engine temperature, fuel level, voltmeter and oil pressure	S	S	S	–
Instrumentation – Driver Information Centre (DIC); comprehensive multi-language system with trip odometer, engine hour meter, transmission temperature, GM Oil Life Monitoring System, tire pressure monitoring system (except 3500HD models with Dual Rear Wheels) and visual and audible reminders/warnings	S	S	S	S
Instrumentation – compass and exterior temperature display added to above	–	S	S	S
Instrumentation – four DIC menu buttons located on the instrument panel provide additional vehicle information and permit customization features such as automatic locking/unlocking, seat position recall, exit lighting and remote door lock/unlock	–	–	S	S
Mirror – includes auto-dimming feature	–	–	S	–
Steering column – tilt adjustable	S	S	S	S
Steering wheel – leather-wrapped	0 ⁸	S	S	S
Steering wheel – sound system controls	0 ⁸	0 ⁷	S	S
Sunshades – LH and RH, padded; colour-keyed cloth; LH with pocket, RH with visor mirror	S	–	–	–
Sunshades – LH and RH, padded; colour-keyed cloth with illuminated visor mirrors	–	S	S	S
Windows – front, power with passenger lock-out feature	–	S	S	S
Windows – front, includes driver express-down feature	–	S	–	S
Windows – front, includes driver and passenger express-down feature	–	–	S	–
Window – rear, fixed side (Ext. Cab)	S	–	–	–
Windows – rear, manual drop glass (Crew Cab)	S	–	–	–
Windows – rear, power drop glass (Ext. and Crew Cab)	–	S	S	S
Window – rear sliding, power operated (Ext. and Crew Cab) ⁹	–	0	0	–
Universal home remote – 3-channel transmitter	–	0	0	0

SEATS


Front 40/20/40 split-bench with driver and front-passenger manual recliners, centre fold-down armrest, vinyl or cloth trim. Includes driver manual lumbar adjuster when cloth trim specified	S	–	–	–
Front 40/20/40 split-bench, driver and front-passenger manual recliners, driver manual lumbar adjuster, centre fold-down armrest with storage, lockable storage compartment in centre seat cushion (includes auxiliary power outlet), seatback storage pockets on Ext. and Crew Cab models. Available in Premium cloth or with leather seat inserts. Rear folding seat includes vinyl trim when ordered with leather seat inserts	–	S	–	S
Seat adjuster – power 6-way driver seat on 40/20/40 split-bench	–	0	–	0
Front bucket seats, includes power 6-way driver and front-passenger seat adjusters, front passenger manual recliner, driver and front passenger manual lumbar adjuster, centre console and seatback storage pockets. Available in Premium cloth or with leather-appointed seating. Rear folding seat includes vinyl trim when ordered with leather inserts (Extended and Crew Cab)	–	0	–	0

SEATS	WT	SLE	SLT	HYBRID
Front bucket seats with leather seat inserts, includes power 10-way driver and front-passenger seat adjusters (including power 2-way lumbar adjuster), power bolsters, heated seat cushions and seatbacks, 2-position driver memory, centre floor console and seatback storage pockets. Rear folding seat includes vinyl trim	–	–	S	–
Rear stadium-style fold-up seat on Ext. Cab – 60/40 split-folding on SLE and SLT	S	S	S	–
Rear stadium-style fold-up seat on Crew Cab – 60/40 split-folding (except Hybrid)	S	S	S	S

ENTERTAINMENT SYSTEMS

AM/FM stereo with seek/scan and digital clock	S	–	–	–
The following Sound Systems include – AM/FM stereo with seek/scan, auto tone control, speed-compensated volume, Radio Data System [®] (RDS), MP3 playback compatible, auxiliary audio input jack, TheftLock [®] and digital clock				
CD player	0	S	–	S
CD player, USB port, Bose Premium sound system with subwoofer and 36 cross-band presets	–	0	S	–
Navigation system with voice recognition added to above in Crew Cab models ^{10,11}	–	–	0	0
6-disc CD changer, USB port, Bose Premium sound system with subwoofer and 36 cross-band presets	–	0	0	–
CD/DVD player, USB port and Bose Premium sound system with subwoofer. Includes rear-seat entertainment system DVD player with remote control, overhead display, 2 sets of wireless headphones and auxiliary audio/video input jacks. Available on Crew Cabs only ¹⁰	–	–	0	–
Navigation system with voice recognition added to above ^{10,11}	–	–	0	–
XM Satellite Radio ¹	0	0	S	S
Bluetooth – utilizes vehicle audio system, microphone, voice recognition and controls with Bluetooth-enabled cell phones	0 ⁸	0 ⁷	S	S
Rear-seat audio controls and earphone jacks (Crew Cab only)	–	–	S	–
4-speaker sound system (Reg. Cab models)	S	S	–	–
6-speaker up-level performance sound system (Ext. and Crew Cab models)	S	S	–	S
Bose Premium sound system with subwoofer (Ext. and Crew Cab models)	–	–	S	–

* OnStar services require vehicle electrical system (including battery), wireless service and GPS satellite signals to be available and operating for features to function properly. OnStar acts as a link to existing emergency service providers. Subscription Service Agreement required. Ability to locate stolen vehicles varies with conditions. Call 1-888-4ONSTAR (1-888-466-7827) or visit onstar.ca for OnStar's Terms and Conditions, Privacy Statement and details and system limitations.

** All-season tires may not satisfy winter tire requirements in all regions of the country. Tires specifically designed for severe winter conditions and marked with the "winter tire" symbol  may be required during certain months or in certain regions. Contact your Provincial, Municipal or local road authority for information regarding which tires are required in your particular area.

† Available in 10 Canadian provinces and the 48 contiguous United States. Subscription sold separately after trial period.

S – Standard. 0 – Optional.
 1 – Included with available WT Convenience Package on 1500. Included with available SL Package on 2500HD/3500HD.
 2 – Requires available Trailering Special Equipment Package.
 3 – Included with available SLE Exterior Package.
 4 – Included with available SL Package.
 5 – Requires available SLE Exterior Package.
 6 – SRW: Single Rear Wheels/DRW: Dual Rear Wheels.
 7 – Included with available SLE Interior Package.
 8 – Requires Bluetooth Convenience Package.
 9 – Deletes electric rear-window defogger, when specified.
 10 – Deletes in-dash 6-disc CD changer.
 11 – At time of printing, detailed map coverage is available for most major urban areas of the United States and for certain metropolitan areas of Canada (Vancouver, Calgary, Edmonton, Winnipeg, London, Toronto, Ottawa, Montreal, Quebec City and Halifax). Coverage is limited outside these areas.

2010 GMC SIERRA STANDARD & OPTIONAL FEATURES

SIERRA PACKAGES	WT	SLE	SLT	HYBRID
Bluetooth Convenience Package – includes Bluetooth connectivity and leather-wrapped steering wheel with sound system controls and adds cruise control to WT models	0 ¹²	0	–	–
Fuel Economy Package (XFE) – available on 1500 2WD Crew Cab only; includes Vortec 5.3L V8 engine with aluminum block, 6-speed automatic transmission, heavy-duty enhanced cooling package, 3.08:1 rear axle ratio, 3039 kg (6700 lb.) GVWR, 17-inch Sport aluminum wheels and soft tonneau cover	–	0	–	–
SL Package – 1500 Regular Cab and Extended Cab Long Box models; includes 17" chrome appearance steel wheels with chrome centre caps, chrome grille surround and fog lights	0	–	–	–
SL Package – 2500HD/3500HD; includes fog lights, power door locks, remote keyless entry system, AM/FM stereo with MP3 compatible CD player (also includes auxiliary input jack, seek/scan, digital clock, auto tone control, speed-compensated volume, TheftLock, RDS) and up-level performance speakers in Extended and Crew Cab models. 2500HD and 3500HD SRW models include 16" chrome appearance steel wheels with chrome centre cap. 3500HD with DRW features chrome appearance wheel insert on 17" steel wheels and chrome centre caps	0	–	–	–
WT Convenience Package – 1500 only; includes power door locks, remote keyless entry system and AM/FM stereo with MP3 compatible CD player	0	–	–	–
Sierra Nevada Edition – available on 1500 Extended Cab Standard Box and Crew Cab WT models; includes Vortec 4.8L V8 engine, 17-inch chrome appearance steel wheels with chrome centre caps, chrome front bumper with body-colour end caps, chrome grille surround, deep-tinted glass on all windows behind front doors, heated power exterior rear-view mirrors, body-colour side mouldings, remote keyless entry system, power door locks and windows, CD player with MP3 playback, cruise control and colour-keyed floor carpet with vinyl mats	0	–	–	–
SLE Exterior Package – includes remote vehicle starter system, fog lights, universal home remote, power remote control exterior rear-view mirrors (heated, power folding with integral turn signal indicators) and auto-dimming interior rear-view mirror on 1500 models. Also includes 17" Sport aluminum wheels on 1500 models and 16" aluminum wheels on 2500HD models	–	0	–	–
SLE Interior Package – includes AM/FM stereo with MP3 compatible CD player, Bluetooth connectivity, steering-wheel-mounted sound system controls, power 6-way driver's seat adjuster with 40/20/40 split-bench and dual-zone automatic climate controls on Extended and Crew Cab models	–	0	–	–
SLT Convenience Package – includes universal home remote, power adjustable pedals and ultrasonic rear parking assist	–	–	0	–
Safety Package – includes power adjustable pedals and ultrasonic rear parking assist	–	0	0	–

SIERRA PACKAGES	WT	SLE	SLT	HYBRID
All Terrain Package – includes "All Terrain" badging on front fenders and carpeted floor mats, brushed metal accents on instrument panel, chrome grille insert and surround, body-colour side mouldings with chrome insert, 18" chrome-clad aluminum wheels (4), P265/65R18 On/Off road tires (4) and Z71 Off-Road suspension. Automatic climate control, fog lights and full-feature body-colour exterior rear-view mirrors are included on SLE models. Available on 1500 Extended Cab Standard Box and Crew Cab models only	–	0	0	–
Snow Plow Prep Package – includes 15 amp wiring for roof-mounted light with provisions for switch in overhead console, instrument wiring harness for an electric brake controller, access hole in dash panel and skid plate package and 160 amp alternator with Vortec V8 engines (dual 125 amp alternators with Duramax 6.6L V8 Turbo Diesel). Includes auxiliary external transmission oil cooler and a high-capacity air cleaner if not already equipped. Available 1500 Regular Cab 4x4 only and 2500HD/3500HD 4x4 models. Diesel engine restricted to Regular Cab 2500HD/3500HD 4x4 models	0	0	–	–
Tailgate Package – includes EZ Lift tailgate, lockable	–	0	0	–
Trailer Special Equipment Package – includes weight-distributing trailer hitch platform with a 2-inch receiver on 1500 models and 2.5-inch receiver with a 2-inch adapter on 2500HD/3500HD. Also includes a 7-wire harness with independently fused trailer circuits mated to a 7-way sealed connector and 4 blunt-cut wires in the instrument panel for an aftermarket trailer brake controller (except when equipped with optional integrated trailer brake control) and a lead for a centre high-mounted stoplight. Includes extra capacity transmission cooling and a high-capacity air cleaner if not already equipped	0	0	S	S
MAX Trailing Package (NHT) – available on 1500 Extended Cab Standard Box and Crew Cab SLE and SLT models; includes increased Gross Vehicle Weight Ratings (GVWRs), Vortec 6.2L V8 engine, heavy-duty 9.5" rear axle, 3.73:1 rear axle ratio, 4-wheel disc brakes with ABS, 6-speed (model 6L80) automatic transmission and P265/70R17 On-Off Road tires (SLT models include 17-inch Sport aluminum wheels). A heavy-duty enhanced cooling package protects both the engine and transmission. A high-capacity air cleaner, locking rear differential, fog lights and Trailing Special Equipment Package are included if not already equipped	–	0	0	–

S – Standard. 0 – Optional.
12 – Requires up-level sound system.

WHEELS

1500



17-inch painted steel wheel, standard on WT models (NX7)



17-inch chrome-style steel wheel, standard on SLE and included on WT models with SL Package (PY9)



17-inch sport polished aluminum wheel, available on SLE models (N88)



18-inch chrome-clad aluminum, available on SLE and standard on SLT models (R08)



18-inch chrome-clad aluminum, available on SLE and SLT models with All Terrain Package (RZF)



20-inch chrome-clad aluminum wheel, available on SLE and SLT models with high performance suspension (S84)

1500 DENALI



20-inch chromed aluminum wheel, standard on Denali (P41)

2500HD



16-inch painted steel wheel, standard on WT models (QB5), available with chrome centre cap (P03)



16-inch chrome-style steel wheel, standard on SLE models (PY2)



16-inch polished forged aluminum wheel, available on SLE models (PY0)



17-inch bright cast aluminum wheel, standard on SLT and available on SLE models (N89)

3500HD SRW



16-inch painted steel wheel, standard with painted centre cap on WT models (QC1), available with chrome centre cap (P03)



16-inch chrome-style steel wheel, standard on SLE models (NZ7)



17-inch painted steel wheel with centre cap, standard on WT models (QR5)



17-inch painted steel wheel with chrome appearance wheel insert and centre cap, standard on SLE and SLT models (Q9A)

2010 GMC SIERRA ENGINE/TRANSMISSION AVAILABILITY

1500 MODELS

Engine	Vortec 4.3L V6	Vortec 4.8L V8	Vortec 5.3L V8	Vortec 6.2L V8	Vortec 6.0L V8
	195 hp @ 4600 rpm 260 lb.-ft. of torque @ 2800 rpm	302 hp @ 5600 rpm 305 lb.-ft. of torque @ 4600 rpm	315 hp @ 5200 rpm 335 lb.-ft. of torque @ 4400 rpm	403 hp @ 5700 rpm 417 lb.-ft. of torque @ 4300 rpm	332 hp @ 5100 rpm 367 lb.-ft. of torque @ 4100 rpm
Transmission	4-speed automatic with overdrive, Tow/Haul mode and 2nd gear start	4-speed automatic with overdrive, Tow/Haul mode and 2nd gear start	6-speed automatic with 2 overdrive gears, Tow/Haul mode, driver shift control and grade braking	6-speed automatic with 2 overdrive gears, Tow/Haul mode, driver shift control and grade braking	Hybrid specific 4-speed automatic with overdrive and 2-mode electronically variable propulsion system
Availability	This powertrain is limited to WT trim versions of Regular Cab and 2WD Extended Cab Standard Box models	This powertrain is standard on most base 1500 models. The engine features Variable Valve Timing (VVT) and is capable of running on regular unleaded fuel or up to 85% ethanol (E85)	Featuring outstanding performance with remarkable fuel economy, this popular powertrain is available on most models and is standard with SLT trim. It is E85 compatible and features Active Fuel Management and Variable Valve Timing (VVT). An aluminum block version is available in selected applications	With phenomenal performance, this powertrain is the logical choice for the MAX Trailing Package. It features an aluminum block, Variable Valve Timing (VVT) and E85 compatibility. It is available in Extended Cab Standard Box and Crew Cab SLE and SLT	This powertrain is exclusive to the Hybrid model and features AFM for improved fuel economy when running in Hybrid mode 2 and Late Intake Valve Closing (LIVC) to facilitate frequent stops and re-starts

2500HD and 3500HD MODELS

Engine	Vortec 6.0L V8	Vortec 6.0L V8	Duramax 6.6L V8 Diesel
	360 hp @ 5400 rpm 380 lb.-ft. of torque @ 4200 rpm	322 hp @ 4400 rpm 380 lb.-ft. of torque @ 4200 rpm	365 hp @ 5200 rpm 660 lb.-ft. of torque @ 1600 rpm
	6-speed heavy-duty automatic with 2 overdrive gears, Tow/Haul mode, driver shift control and grade braking	6-speed heavy-duty automatic with 2 overdrive gears, Tow/Haul mode, driver shift control and grade braking	6-speed Allison 1000 Series automatic with 2 overdrive gears, Tow/Haul mode, tapshift gear selection and grade braking
Availability	This powertrain is standard on HD pickup trucks with Single Rear Wheels. The engine features Variable Valve Timing (VVT) for efficient performance and is E85 compatible	This version of the Vortec 6.0L V8 is standard on 3500HD pickups with Dual Rear Wheels	The Duramax Diesel, mated to the dependable Allison transmission, is available on Regular and Crew Cab HD pickups and provides outstanding power and torque to handle your heaviest towing and payload needs

PEACE OF MIND, STANDARD WITH EVERY GMC MODEL

When you build them with quality, you can back them with confidence. That's why General Motors of Canada backs every GMC model with the best coverage in Canada. Program highlights include:

- 3-year/60,000 km New Vehicle Limited Warranty*
- 5-year/160,000 km Powertrain Component Limited Warranty, with \$0 deductible on repairs and the warranty is fully transferable at no charge*
- 5-year/160,000 km Courtesy Transportation*
- 5-year/160,000 km 24/7 Roadside Assistance*
- 6-year/160,000 km rust-through perforation coverage*
- 8-year/130,000 km coverage on catalytic converters and powertrain control modules (PCMs)*
- 8-year/160,000 km coverage on specific hybrid components on the Sierra Hybrid model.*

*Whichever comes first. Conditions and limitations apply, see dealer for details.

OTHER OWNERSHIP PRIVILEGES AND PROGRAMS:†

- **GM Protection Plan (GMPP)** – the only extended service plan backed by the resources and commitment of General Motors. GMPP may be purchased at the time of sale or subsequently during the New Vehicle Limited Warranty period
- **GM Goodwrench Service** – with GM-certified technicians and GM-approved parts, nobody knows your GM vehicle better.

†Conditions and limitations apply.

TO HELP YOU PURCHASE A NEW VEHICLE:

- **GMAC Express Credit Application** – a convenient way to get pre-approved credit toward the purchase of your next GM vehicle
- **GMAC Purchase Financing** – on the spot financing at your GM dealership††
- **The GM Card** – eligible cardholders may be able to redeem up to \$3500 on GM Card® Earnings toward the Total Purchase Price on selected vehicles. For more information on The GM Card please call 1-800-461-3279.†

††Subject to eligibility.

†Conditions and limitations apply.

INFORMATION RESOURCES:

You can find more information about these programs from your GM dealer, or at these information centres:

- The GM website at gm.ca
- The GM Customer Communication Marketing Centre at 1-800-GM-DRIVE (1-800-463-7483 or 1-800-263-3830 for TDD users)
- For information about GMAC visit gmac.ca or call 1-800-616-4622

A WORD ABOUT THIS BROCHURE

Some of the equipment shown or described throughout this brochure may be available at extra cost. We have tried to make this brochure comprehensive and factual. We reserve the right, however, to make changes at any time, without notice, in prices, colours, materials, equipment, specifications, models and availability. Specifications, dimensions, measurements, ratings and other numbers in this brochure and other printed materials provided at the dealership or affixed to vehicles are approximates based upon design and engineering drawings and prototypes and laboratory tests. Your vehicle may differ due to variations in manufacture and equipment. Since some information may have been adapted since the time of the printing, please check with your GM dealer for complete details. General Motors of Canada Limited reserves the right to lengthen or shorten the model year for any product, for any reason, or to start and end model years at different times.

A WORD ABOUT ASSEMBLY

GM vehicles are equipped with engines and components produced and assembled by different operating units of General Motors, its subsidiaries and suppliers and these engines and components may change or be obtained from different sources from time to time. All such engines and components are approved for use in GM vehicles. Certain equipment ordered may be unavailable at the time of assembly and we suggest that you verify that your vehicle includes the equipment you ordered, or if there are changes, that they are acceptable to you.

TRADEMARKS

The marks appearing in this brochure including, but not limited to: General Motors, GM, the GM emblem, the GM Accessories logo, GMC, Denali, Sierra and their respective logos, emblems, slogans and vehicle model names and body designs; and other marks such as Z71, Active Fuel Management, Allison, Autotrac, Duramax, Solar-Ray, StabiliTrac and Vortec are trademarks of General Motors and/or General Motors of Canada Limited, its subsidiaries, affiliates or licensors.

GMAC is a registered trademark of the General Motors Acceptance Corporation of Canada, Limited.

OnStar and the OnStar emblem are registered trademarks of the OnStar Corporation.

TheftLock is a registered trademark of Delphi Automotive Systems.

Radio Data System (RDS) is a registered trademark of the U.S. National Association of Broadcasters.

The XM name and related logos are trademarks of XM Canada, Canadian Satellite Radio Inc.

Eaton is a registered trademark of Eaton Corporation.

Rancho is a registered trademark of Tenneco Automotive Operating Company, Inc.

Bose is a registered trademark of the Bose Corporation.

Bluetooth is a registered trademark of Bluetooth SIG Inc.

COPYRIGHT

©Copyright 2009 General Motors of Canada Limited. All Rights Reserved. All text, images, graphics, and other materials in this brochure are subject to the copyright and other intellectual property rights of General Motors and/or General Motors of Canada Limited. These materials may not be reproduced, distributed or modified without the express written permission of General Motors and/or General Motors of Canada Limited.



Printed in Canada, October 2009.

INTERIOR FABRICS


VINYL/BASIC CLOTH – standard on Sierra WT models



88 – Dark Titanium Vinyl

88 – Dark Titanium Cloth

PREMIUM CLOTH – standard on Sierra SLE models




19 – Ebony Premium Cloth

31 – Light Cashmere Premium Cloth

83 – Light Titanium Premium Cloth

LEATHER SEATING – standard on Sierra SLT models and optional on Sierra SLE models




19 – Ebony Leather

31/33 – Light Cashmere Leather

83 – Light Titanium Leather

PREMIUM LEATHER SEATING – standard on Sierra Denali models



19 – Ebony Leather

39 – Light Cashmere Leather

EXTERIOR COLOURS



GGW – Storm Gray Metallic¹



GGZ – Pure Silver Metallic¹



37 – Midnight Blue Metallic



41 – Onyx Black^{1,4}



46 – Stealth Gray Metallic



50 – Summit White^{1,4}



58 – Carbon Black Metallic^{1,2,4}



74 – Fire Red

The exterior colours in this brochure are as close to the actual vehicle production colours as the printing process allows. For more accurate colour samples, ask your sales consultant to see the dealer showroom vehicle colour display.

EXTERIOR/INTERIOR COLOUR COMPATIBILITY

	INTERIOR ►	19 – Ebony ^{1,3}	31 – Light Cashmere with Ebony Accents ³	33 – Light Cashmere with Dark Cashmere Accents	39 – Light Cashmere with Cocoa Accents	83 – Light Titanium with Dark Titanium Accents ³	85 – Light Titanium with Ebony Accents ¹	88 – Dark Titanium
EXTERIOR ▼	MODEL ►	SLE, SLT, Denali	SLE, SLT	SLT	Denali	SLE, SLT	SLT	WT
GGW – Storm Gray Metallic ¹		•	•	•		•	•	•
GGZ – Pure Silver Metallic ¹		•	•	•		•	•	•
37 – Midnight Blue Metallic		•	•	•		•		•
41 – Onyx Black ^{1,4}		•	•	•	•	•	•	•
46 – Stealth Gray Metallic		•	•	•		•	•	•
50 – Summit White ^{1,4}		•	•	•	•	•	•	•
58 – Carbon Black Metallic ^{1,2,4}		•	•	•	•	•	•	•
74 – Fire Red		•	•			•		•

Note: Accents apply to instrument panel and door trim panels only.

1 – Available with Sierra All Terrain Package. 2 – Available at extra cost. 3 – Available with Hybrid models. 4 – Available with Denali.