


CHRYSLER 180/2-Litre





AT THE ADMIRALS CUP, COWES.

BS
Rothersthorpe Road Garage
Far Cotton
Northampton Tel: 62603







The 1978 Chrysler 180/2-Litre are two cars that have managed to strike the right balance between all you desire in the way of luxury, style and comfort, and what you need in the way of practical motoring requirements.

Both cars have been furnished to a very high standard. Just sit inside.

Immediately you can tell that the comfort is there by deliberate intent. You can feel it in the way the rich velour upholstery is contoured for support, taking the aches out of even the longest drive. The front seats have head restraints and are fully reclining. There are arm-rests on all four doors. There is a fold-down centre arm rest in the back seat. There is the quiet comfort of sound-proofing throughout. Wherever you look, you see the results of careful design.

Nowhere is this more apparent than in the attention to detail. The boot can swallow a family's luggage. There are courtesy lights on all the doors. The glove box is lockable and has a lamp. There is a heated rear window, cigar lighter, face-level air vents and a rheostat blower heater to keep you warm when it's cold and cool when it's hot - Chrysler know that there's more to comfort than just soft seats.

The same degree of care has been taken over your safety with anti-burst locks fitted all round. The rear doors also have child-proof catches and in the front, inertia reel seat belts are standard equipment.

Finally, for the driver, the 1978 Chrysler 180 and 2-Litre have been designed to help take the effort out of driving. The facia layout has read-at-a-glance instrumentation to give you instant information, and includes a rev. counter, trip recorder and water temperature gauge all as standard. And as you would expect, the essential controls - lights, indicators, 2-speed wipers, electric screen-wash - are literally at your fingertips.





If the inside story of the 1978 Chrysler 180/2-Litre is one of comfort and practical design, outside, it is one of fine styling. Both cars offer you the distinction of a vinyl roof and both have clean, sleek, elegant lines which give them their classic good looks. This is styling not for the minute, but for the future.

Their engineering is also designed for the future.

Any description must inevitably begin with the now famous Chrysler electronic ignition. Like most good ideas, it is a simple one. There are no touching mechanical parts, no breaker points, no condenser. The timing is set correctly at the factory, and it stays that way.

You get instant starting in the coldest or wettest weather. The engine runs better and costs less to maintain because of consistent ignition performance and less frequent tune-ups.

Once you are on the move, the Chrysler 180/2-Litre's engines have the power and flexibility to take motorway cruising or town traffic in their stride.


*Figures quoted throughout this catalogue are Manufacturer's figures calculated at an



The 180 has a powerful 1812cc engine that can develop an impressive 100bhp at 5800rpm, while the 2-Litre's 1981cc engine can develop 110bhp at the same rpm. Both offer top speeds up to 106mph. But at up to 31mpg* you'll be pleased to know that it's not high power at a high price. The 2-Litre also brings you the ultimate aid to effortless driving, Chrysler Torque Flite fully automatic transmission. It takes the strain out of town motoring and means you arrive relaxed after long journeys.

Concern for real value is especially apparent in the unrivalled extent to which both cars are equipped. You will find servo-assisted disc brakes all round, reversing lamps, hazard warning flashers, wide beam halogen head-lamps, auxiliary driving lights, 2-speed wipers, side-repeater flashers, laminated windscreens ... and so the list goes on.

Styling, reliability, performance and value. Every car manufacturer claims them, but the 1978 Chrysler 180 and 2-Litre deliver them.



SPECIFICATIONS

Engine - Both Models

Front mounted. In line, inclined 15° to right. Four cylinder, five bearing crankshaft unit with eight port cross-flow aluminium cylinder head, overhead camshaft and inclined valves. Weber twin choke down draught carburettor.

180 Engine

Bore 87.7mm (3.45in). Stroke 75mm (2.95in). Cubic capacity 1812cc (110.6cu in). 100 DIN bhp at 5,800rpm. Maximum torque 108lb ft DIN at 3,800rpm.

2-Litre Engine

Bore 91.7mm (3.61in). Stroke 75mm (2.95in). Cubic capacity 1981cc (120.8cu in). 110 DIN bhp at 5,800rpm. Maximum torque 119lb ft DIN at 3,400rpm.

Ignition

Electronic system to ensure constant ignition performance. 12 volt negative earth battery, coil and distributor with fully automatic centrifugal and vacuum control, 14mm sparking plugs, alternator charging.

Cooling

Centrifugal pump and thermostatically controlled electromagnetic fan, pressurised radiator.

Clutch

180 only. Single dry disc, hydraulically operated.

Gearbox

180 only. Four-speed all synchromesh on forward gears. Centre-floor gearchange lever.

Gearbox

2-Litre only. Fully automatic Chrysler Torque Flite transmission. Lock on 1st and 2nd gears. Floor mounted selector lever.

Rear Axle

Rigid type.

Unitary Construction

Chassis and body of rigid low-stress design with strong passenger section and front and rear assemblies designed to deform under impact. Front wings bolted on.

Front Suspension

Fully independent coil spring and strut type with anti-roll bar and telescopic shock absorbers.

Rear Suspension

Four links and coil springs with telescopic shock absorbers and Panhard rod.

Steering

Rack and pinion type. Turning circle 10.3m (33.8ft).

Brakes

249mm (9.8in) diameter disc at front, 229mm (9in) diameter disc at rear with automatic adjustment. Hydraulically operated, vacuum servo assisted.

Wheels

Pressed steel with trim. Spare wheel housed in luggage compartment.

Tyres

175 x 14 radial ply.

Petrol Tank

65 litre (14.3 gallon) capacity located at rear.

Instruments

Speedometer, rev. counter, fuel gauge, water temperature gauge, odometer with trip recorder, warning lights for ignition, oil pressure, trafficator, low fuel level, side lamps, main beam.

Standard Equipment

Reversing lamps, hazard warning flashers, laminated windscreen, side repeater flashers, halogen headlamps, auxiliary driving lamps, vinyl covered roof, heated rear window, panel light rheostat, 2-speed screenwipers and flick/wipe, electric screenwash, carpet floor covering, centre console, rheostat heater/blower, reclining front seats, front seat head restraints, inertia reel front seat belts, rear seat centre armrest, lockable glovebox with lamp, 4-door armrests, clock, cigar lighter, dipping rear view mirror, sunvisors with passenger vanity mirror, face level vents, luggage compartment lamp, passenger grab handles.

Dimensions

Wheelbase 2667mm (105in)
Overall height 1450mm (57.1in)
Overall width 1726mm (68in)
Overall length 4527mm (178.2in)

Weights

Unladen:-
180 1100kg (2425lb)
2-Litre 1125kg (2481lb)

Maximum Towing Trailer Weights


180 1150kg (2535lb - 22.6cwt)
2-Litre 1200kg (2646lb - 23.6cwt)

Chrysler and Mopar Approved

Accessories. A full range of approved accessories is available, literature can be obtained from your Chrysler Dealer.

'The Protector' and low cost maintenance Plan

Like all Chryslers your 180/2-Litre brings you the advantage of Chrysler's unique Protector with the double benefit. And now for 1978 Chrysler introduce their low cost maintenance plan with major servicing needed only at 10,000 miles or 1 year intervals. Ask your Chrysler Dealer for details today.



Chrysler 180 and 2-Litre cars are manufactured by Chrysler Spain. Service and parts are assured throughout the UK, by approximately 600 qualified Chrysler dealers. For details of Duty Free and Export Sales contact Chrysler Retail Exports Ltd., Devonshire House, Piccadilly, London W1. Tel: 01-499 7236. The contents and specifications of this Brochure are correct at the time of going to press (August 1977). The Manufacturer, however, does reserve the right to alter these contents and specifications without notice. The Extra Care Policy excludes cars used for Police and taxi work, and competitions. Cars used for competitions are also excluded from the Warranty. Ask your Chrysler dealer for full details.