

SIMPLY CLEVER

ŠKODA



ŠKODA Superb





The ŠKODA Superb means elegance and practicality at the same time ...

... and greatness in perfect form.





Design has been created with regards to elegance and overall harmony, as well as perfect functionality. For example, the **Bi-Xenon headlamps with AFS** (Adaptive Frontlight System) are not only visually attractive, they are also technically exceptional. The robust **front grille** with a chrome frame is a characteristic feature of ŠKODA vehicles.

The **rear combined lights** extend to the sides, increasing lateral visibility. The traditional letter C, which becomes pronounced when the lights are turned on, lends the Superb model a distinct ŠKODA look.



The overall elegant look of the vehicle is further underlined by a **roof antenna** in the shape of a fin.

The major design feature of the Superb Combi model takes the form of the **rear combined lights**, also with the typical C-shaped translucence.



The **double exhaust tailpipe** is proof that elegance can also look sporty. The end of the exhaust is also more resistant thanks to the use of stainless steel.



Chrome elements such as strips around the side windows (see photo) or protective door strips highlight the exclusivity of the vehicle.



Form meets function: the clever details of the ŠKODA Superb.



TwinDoor – the variable opening of the 5th door is a patent of the ŠKODA brand. With this unique structural and design solution, the Superb model takes an exclusive position not only in its class, but also amongst cars in general. On one hand, the Superb represents a classically elegant sedan with a luxurious space for passengers, which is completely separated from the luggage area. When you press the Softtouch button in the middle of the 5th door, only the first part, which is really a cover for the luggage compartment, will open and you will gain access to stored items. On the other hand, the Superb is also a very practical liftback car, which enables unlimited access to the luggage compartment and easy handling of bulky items after lifting both parts of the 5th door including the window.

Progress requires experience: the ŠKODA Superb Combi.



The **electrically-controlled 5th door** is opened and closed automatically. It can be controlled from four different locations: button on key with remote control, button on centre console, internal button on 5th door panelling and external Softtouch button. You may adjust the upper door position individually according to your needs.



The **button in the door panelling** facilitates comfortable closing of the 5th door.

The **automatic roll cover** of the luggage compartment shifts to the centre position after the electrically-controlled 5th door is opened, which makes the access to your luggage highly convenient.



Modern **technologies** not only make travelling more pleasant but increase the ease of handling the vehicle. For example, the **multifunctional 3-spoke leather steering wheel** in its top version offers you control of the radio, phone and the automatic DSG (Direct Shift Gearbox). A **multifunctional 4-spoke leather steering wheel** enabling control of the radio and phone is also available.



Automatic 7-speed DSG, exclusively available for the 1.8 TSI/118kW engine, guarantees smooth and rapid gear shifts resulting in maximum utilisation of the potential of the engine's torque.



Recommended gear shift function is displayed in the top right corner of Maxi DOT or on the on-board computer display.



In vehicles equipped with **KESY** (Keyless Entry, Start and exit System) there is a **Start/Stop button** on the steering column for keyless starting and switching off the engine.



The **Bolero radio** is an original audio system with a multitude of functions, such as a reader for SD or MMC data cards, ability to play music CDs as well as files in MP3 and WMA formats, memory for radio traffic reports (TIM), 6-CD changer and more.



The **Columbus navigation system** with a 6.5" colour touch-screen and voice command function enables watching TV broadcasts and browsing teletext pages in combination with the TV tuner. The **GSM II phone preparation** is designed for Bluetooth enabled devices. The **GSM III set** further supports phones with rSAP (remote SIM Access Profile).

The **Sound System** with a 10-channel amplifier plus a digital equaliser and ten speakers provides excellent sound reproduction in the vehicle.



The **MDI** (Mobile Device Interface) gives you the ability to control a connected external device through the radio, navigation system or multifunctional steering wheel.



In all Superb models, you can rely on outstanding **safety** equipment with state-of-the-art technology. **Bi-Xenon headlamps with AFS** (Adaptive Frontlight System), which are able to adjust the lighting in front of the car to the current driving conditions, add to your safety behind the wheel. The AFS works in several different modes: extra-urban, urban and motorway. Further, AFS offers the "rain" functionality intended for driving in conditions of reduced visibility. In addition, the Bi-Xenon headlamps are equipped with rotary modules, which illuminate turns as you drive through them. Further enhanced safety is contributed to by **front fog lamps with the Corner function**, which is particularly useful during turns in badly lit areas, and integrated **daytime running lights**.



Head airbags create a protective wall upon their activation, which protects the occupants in the front and rear against head injury.



The **rain sensor** automatically activates the **front Aero-wipers** based on the rain intensity, applying even pressure on the glass and, therefore, wiping evenly along their whole length. The Combi version is further equipped with a **rear Aero-wiper**.



The **front and rear side airbags** protect the chest and pelvis of passengers in the event of lateral impact.



The **linear reflective surfaces, "cat's eyes"**, improve visibility of the Superb Combi model from the rear.

Driver and passenger airbags are effective protection in the event of a head-on collision. If a child seat is placed in the front seat, it is necessary to **deactivate the passenger airbag**.



Parking Assistant, which utilises front as well as rear parking sensors and additional two sensors for its operation, not only simplifies vehicle handling, it literally parks for you. While the Parking Assistant operates the steering wheel, a driver only uses the accelerator and the brake.

The **knee airbag**, located under the steering wheel column, protects the driver's knees and shins.



Safety lights on the panelling of the front and rear doors alert passing drivers to the open doors on the stopped vehicle.



The **dashboard** evokes a feeling of comfort at first sight as well as at first touch. The placement of individual control components was designed so that you can become oriented quickly and easily behind the steering wheel. The controls are at an arm's length and in places where you would expect them intuitively. The steering wheels for Superb and Superb Combi are available in several designs, which differ in their shape, material, and available functions, but any of them make driving easy and precise.



The **ASR** (Anti-Slip Regulation) can be deactivated if necessary while the **ESP** (Electronic Stability Programme) remains active.



The **TPM** (Tyre Pressure Monitoring) is a system that utilises data from the **ABS** (Anti-lock Braking System) sensors. Any decrease in the under-inflated tyre revolution speed is indicated on the instrument panel to alert the driver.



Turning off the parking sensors, or rather the acoustic signal, can be useful, for example, in heavy city traffic.



The **Parking Assistant**, designed to facilitate parallel parking in a row of vehicles, is activated by a button to the right of the gear stick. The parking procedure, including searching for a suitable parking place, is shown on the Maxi DOT display.



The **ventilated front seats** are available exclusively in combination with electrically-adjustable heated front seats with perforated leather upholstery. The ventilation can be set to two different levels of intensity.



Heating of the rear seats is regulated by a separate control on the rear side of the Jumbo Box. This convenient feature, which contributes to the comfort of your ride in cold weather, is supplied exclusively in combination with **heating of the front seats**.



The **electrically-adjustable driver seat** is equipped with memory, which can store three different positions of the seat and the external mirrors.



The **heated front windscreen** will quickly clear frost or steam and you are thus guaranteed a clear view in any weather.



Luggage compartment lighting in the Superb Combi model is very purposefully designed. There are two small lights located on the inner side of the 5th door, intensively illuminating not only the spacious luggage compartment, but also the space behind the vehicle.



You will find a practical removable **LED flashlight** on the left side of the luggage compartment of the Superb Combi, which recharges automatically when put back in its place (when engine is running). The flashlight is equipped with a magnet, so it can be mounted, for example, on the body of the vehicle when needed, such as when changing a punctured tyre.



CatVision, softly diffused lighting of the interior with two white LED diodes, lights up together with lighting of the door handles when the low beam headlamps are turned on.



The **Boarding Spots**, designed to illuminate the entry area, are located on the external mirrors and on the underside of the front and rear doors and help you to avoid puddles in the dark.



Lighting of the foot area in the rear is activated when the rear door is opened.



Illuminated internal door handles make exiting the car in the dark easier.



Light, coming inside the Superb Combi through the **electrically-adjustable panoramic sunroof**, enhances the pleasure and enjoyment of the ride. When travelling at night you will appreciate various lighting options in the interior as well as around the car.



The **Unibag** removable sack is suitable for ski or snowboard transportation.

Comfort plays a significant role when travelling and, therefore, our offer of comfort accessories is very broad. We thought of the driver and every passenger, so you will enjoy the ride in any seat.



The **sunglasses compartment** located above the rear-view mirror with automatic dimming is within the driver's and front passenger's reach.

The **drinks holder with a rolling cover** can be found in the centre console between the driver and front passenger seats.



The **air-conditioned storage compartment** in the dashboard is located opposite the front passenger seat.

The **drinks holder** in the armrest will certainly be appreciated by passengers in the rear seats.



The **storage net** on the passenger side of the centre console is ideal for storing various small objects.



The **electric sunroof with solar cells** is a unique example of modern technology that enhances comfort in the Superb vehicle. Solar cells inside the window, whether open or closed, supply electric energy that drives a ventilator, which takes care of air circulation inside the vehicle. Therefore, the Superb provides you with a fresh and pleasant climate in the interior even after extended parking in the sun.



External mirrors, which retract automatically once you lock the car, will be especially useful when parking on city streets.



Integrated telescopic headlamp washers easily take care of dust and mud.

SunSet, windows with a higher density of tint in the rear part of the vehicle, provide simple yet effective protection from direct sunlight. Passengers in the rear seats will also appreciate a greater sense of privacy.



Roll blinds for the rear side windows and a **roll blind for the rear window** (Superb only) with manual control significantly increase passenger comfort in the rear seats during sunny weather.

The **double sun shields**, which can protect you from the dazzling sunshine from the front as well as from the side, will be especially appreciated on roads full of turns and when the direction of travel frequently changes.



The **information display** located on the rear side of the Jumbo Box shows the time and outdoor temperature. There can also be a **12V outlet** and control for the **heating of the rear seats**.

The **ventilated front seats**, upholstered in perforated leather, will bring you the utmost comfort and driving pleasure. The ventilation is facilitated by two ventilators placed in the seats and the backrests.

Climatronic, dual-zone air conditioning with electronic regulation, enables setting a different temperature for the left and right sides of the interior.



Lounge Step removable woven carpets with a footrest make a long trip even more comfortable.



The **noble steel foot pedal covers** are offered as part of the sports package, which further contains a sports chassis, rear spoiler in body colour (Superb only), 3-spoke leather steering wheel and small leather package.

Air inlets on the B-columns increase the thermal comfort of the passengers in the rear.





The **space** that the Superb models offer for both passengers and luggage is exceptional. The **luggage compartment** of the Superb Combi model with a basic volume of **633 litres** can be extended up to **1,865 litres** by folding the rear seats. In the vehicles with a mid-level luggage compartment floor you can create a flat loading space with a length of 1,916 mm.

To position and secure luggage, the Superb Combi model is equipped with a system of **integrated aluminium strips with fixing elements**. With the retractable partition, which is incorporated in the system, you may for example separate the luggage space into two parts while the fixing strap may be used to prevent luggage from sliding around.



The **rear seats** are designed with an emphasis on the highest possible comfort and variability. Therefore, in the Superb Combi not just the backrests but the seats as well are separate and foldable.



With the **Net Programme** you will increase the variability of the luggage space and prevent the carried objects from moving. The vertical net can be installed in the middle of the compartment in Superb Combi vehicles with integrated aluminium strips.



The extendable **mid-level luggage compartment floor** levels the floor with the loading edge, which creates a hidden storage area. By extending the mid-level floor you may cover the loading edge, which will make it easier for you to handle luggage of a greater size or weight.



You will find **closed storage compartments** behind the rear wheel arches. Practical **foldable hooks** located above make transporting your shopping easier.

The **4x4 version** of both Superb and Superb Combi brings you the benefits of a 4-wheel drive in addition to the excellent characteristics of this model, such as spaciousness, comfort and practicality. In terms of driving properties, the 4x4 version adds a much more enjoyable and sporty angle to the already luxurious driving experience in the Superb. When driving the 4x4 version you will feel much safer even on loose surface roads.

There are four engines available for the 4-wheel drive version – two petrol engines and two diesel engines. The **1.8 TSI/118kW** petrol and **2.0 TDI CR DPF/125kW** diesel engines are available with a proven manual 6-speed transmission. The **2.0 TDI CR DPF/103kW** diesel as well as our top **3.6 FSI V6/191kW** 6-cylinder petrol engines are exclusively delivered with the automatic 6-speed DSG.

You may select the vehicle **interior and wheels** for the 4x4 from our three equipment versions as well as numerous items from our generous range of extra equipment.



The 4x4 drive and **automatic 6-speed DSG** represent two state-of-the-art technologies, the combination of which guarantees an extraordinary driving experience.



The rear axle of the 4x4 versions is controlled by the **Haldex clutch** control unit, which immediately reacts to driving conditions and prevents the front wheels slipping.

High performance, high comfort with 4x4: more driving pleasure.



The road to tomorrow: the ŠKODA Superb GreenLine.



The ŠKODA GreenLine vehicles reflect our continuous effort to reduce CO₂ emission levels. The highly advanced technical solutions enable a combination of exceptional concern for the environment with high driving comfort. The **Superb GreenLine and Superb Combi GreenLine** feature, amongst other modifications, a lower chassis and are powered by the **1.6 TDI CR DPF/77kW** diesel engine, resulting in a combined consumption of **4.4 l/100 km** at a CO₂ emission level of a mere **114 g/km**. The GreenLine model can be identified by the original **badge** on the front grille. It is offered in the same three equipment levels as the standard model (see equipment versions).



The reduced drag resistance coefficient of the Superb GreenLine model is largely achieved by the **spoiler on the 5th door**. The GreenLine badge can also be found on the rear of the car.



The GreenLine version may be equipped with the 7.0J x 16" **Moon alloy wheels** with 205/55 R16 tyres with low rolling resistance. The Active equipment version comes with the 7.0J x 16" steel wheels with **Tempel hub covers** and the Ambition and Elegance versions come with the 7.0J x 16" **Spectrum alloy wheels**.



The **Start-Stop system** automatically switches off the engine, for example while waiting at the traffic lights or when moving slowly in a queue of cars. By pressing the clutch pedal the engine automatically restarts. The driver can deactivate the Start-Stop system with a button located on the central console. Engine load reduction and more economical running are further assisted by the **energy recovery functionality**, which enables an effective use of the car's kinetic energy for battery recharging.

The **Superb Green tec** model is noted for economical operation leading to reduced CO₂ emission levels. It has features, such as the **Start-Stop system, energy recovery functionality** and **special tyres**. The Green tec version is available with the 1.4 TSI/92kW petrol or 2.0 TDI CR DPF/103kW diesel engine and in all three equipment levels: Active, Ambition and Elegance (see equipment versions).



The **green "I"** in the engine version badge, placed on the left side of the car's rear, is a unique feature of the Superb Green tec.

The vehicles are equipped with the 16" **Moon** or **Spectrum** alloy wheels (Ambition and Elegance) or 16" steel wheels with **Tempel** hub covers (Active). All wheels come with tyres with low rolling resistance. (The photo shows Spectrum wheels.)



High comfort with a distinctive character: The ŠKODA Superb with the Laurin & Klement package.



For the Superb and Superb Combi models in the top Elegance equipment version, we present an exclusive design L&K package. Amongst the original features that you will gain are the **chrome front grille**, the silver/black L&K design **18" Sirius alloy wheels** (also available in silver) and the **decorative Laurin & Klement plaquette** on the front mudguards.

Door sill strips with the original logo are another feature of the L&K package.



The **rear lights** on the sedan/liftback model are equipped with long-life energy-efficient **LED diodes**.



The brown **Executive interior** comes with imitation wood panelling décor or with black Piano Lack décor. The electrically-adjustable leather front seats are embossed with the Laurin & Klement logo. The multifunctional 4-spoke leather steering wheel allows you to control the radio and telephone. The gear stick knob and sleeve plus the handbrake handle also come in leather.





The **Elegance** version will satisfy the highest expectations. It comes with the Felicity interior in black or Ivory as standard. The Ivory option is available with light or dark floor panelling including removable woven carpets. The dashboard, in black/black or black/Ivory colour combinations, and doors, in black or Ivory, are lined with the Noblesse décor (imitation wood). The interior features a range of decorative high-polish black décor elements as well as many chrome components. By special request, the Elegance version may be ordered with the Emory (Alcantara) or Glamour (leather) interior trim and Mirage décor (imitation metal). The front seats are specially shaped to provide maximum comfort.



The **Ambition** version is typical for its dynamic style. In the basic version it is equipped with the Rubicon interior in black or grey, a 4-spoke leather steering wheel and a small leather package (gear stick knob and handbrake handle). The dashboard, in black/black or black/grey colour combinations, and the doors, in black or grey, are lined with the Mirage décor (imitation metal). Also, this interior includes decorative high-polish black décor elements as well as chrome components. By special request, the Ambition version may be ordered with the Emory (Alcantara) or Glamour (leather) interior trim and Noblesse décor (imitation wood).



The **Active** version is offered with a stylish Ray interior in black. The dashboard and doors are lined with the Stromboli décor. As with the other versions, this interior also features an entire range of decorative high-polish black décor elements such as the cover of the rotating lights switch, air conditioning, radio etc., as well as many chrome components including air inlet frames, rotating lights switch, air conditioning, radio, gear stick lever etc.



7.5J x 18" **Sirius** alloy wheels* for 225/40 R18 tyres; silver/black design.



7.5J x 18" **Sirius** alloy wheels* for 225/40 R18 tyres; silver design.



7.5J x 18" **Themisto** alloy wheels with a polished surface for 225/40 R18 tyres.



7.5J x 18" **Luxon** alloy wheels with a polished surface for 225/40 R18 tyres.



7.5J x 17" **Laurel** alloy wheels for 225/45 R17 tyres.



7.5J x 17" **Trifid** alloy wheels for 225/45 R17 tyres.



7.0J x 17" **Venus** alloy wheels for 225/45 R17 tyres.



7.0J x 16" **Moon** alloy wheels for 205/55 R16 tyres.



7.0J x 16" **Spectrum** alloy wheels for 205/55 R16 tyres.



7.0J x 16" steel wheels for 205/55 R16 tyres with **Tempel** hub covers.

* Available exclusively as a part of the L&K package.



Candy White uni



Pacific Blue uni



Brilliant Silver metallic



Amethyst Purple metallic



Rosso Brunello metallic



Cappuccino Beige metallic



Aqua Blue metallic



Lava Blue metallic



Storm Blue metallic*



Malachite Green metallic



Platin Grey metallic



Magnetic Brown metallic



Black Magic pearl effect

* Available during 1st half of 2012.



Glamour interior* - Ambition, Elegance
Feinnappa leather/black artificial leather



Glamour interior* - Elegance
Feinnappa leather/Ivory artificial leather



Emory interior* - Ambition, Elegance
Alcantara/Vachette leather/black artificial leather



Emory interior* - Elegance
Alcantara/Vachette leather/Ivory artificial leather




Felicity interior - Elegance
black fabric



Felicity interior - Elegance
Ivory fabric



Rubicon interior - Ambition
grey/black fabric



Ray interior - Active
black fabric



Executive interior - exclusively as part of the L&K package
brown leather

* Extra equipment.

Colour	Colour code	Interior		
		black	grey/black	Ivory
Candy White uni	9P9P	●●	●●	○
Pacific Blue uni	Z5Z5	●●	●●	●●
Brilliant Silver metallic	8E8E	●●	●●	●
Amethyst Purple metallic	3X3X	●●	●●	●●
Rosso Brunello metallic	X7X7	●●	●●	●●
Cappuccino Beige metallic	4K4K	●●	●●	●●
Aqua Blue metallic	3U3U	●●	●●	●●
Lava Blue metallic	0F0F	●●	●●	●●
Storm Blue metallic	8D8D	●●	●●	●●
Malachite Green metallic	0G0G	●●	●●	●●
Platin Grey metallic	2G2G	●●	●●	●●
Magnetic Brown metallic	0J0J	●●	●●	●●
Black Magic pearl effect	1Z1Z	●●	●●	●●

Combinations of body paint and interiors: ●● very good ● good ○ combination not recommended

Technical specifications - Superb

Engine	1.4 TSI/92 kW	1.4 TSI/92 kW Green tec	1.8 TSI/118 kW	1.8 TSI/118 kW 4x4	2.0 TSI/147 kW	3.6 FSI V6/191 kW
	Turbocharged petrol engine, high-pressure direct injection system	Turbocharged petrol engine, high-pressure direct injection system	Turbocharged petrol engine, high-pressure direct injection system	Turbocharged petrol engine, high-pressure direct injection system	Turbocharged petrol engine, high-pressure direct injection system	V6 petrol engine
Cylinders/Cubic capacity (cc)	4/1,390	4/1,390	4/1,798	4/1,798	4/1,984	6/3,597
Max. performance/Revs (kW/min ⁻¹)	92/5,000	92/5,000	118/4,500–6,200	118/4,500–6,200	147/5,100–6,000	191/6,000
Max. torque/Revs (Nm/min ⁻¹)	200/1,500–4,000	200/1,500–4,000	250/1,500–4,500	250/1,500–4,500	280/1,700–5,000	350/2,500–5,000
Air pollution regulation	EU5	EU5	EU5	EU5	EU5	EU5
Fuel	Unleaded petrol, RON min. 95	Unleaded petrol, RON min. 95	Unleaded petrol, RON 95/91**	Unleaded petrol, RON 95/91**	Unleaded petrol, RON min. 95	Unleaded petrol, RON min. 95

Performance

Maximum speed (km/h)	201	204	220 (220)	217	236	250
Acceleration 0–100 km/h (s)	10.5	10.6	8.6 (8.5)	8.7	7.8	6.5
Fuel consumption 99/100 (l/100km)						
- urban	9.0	7.8	9.4 (9.4)	10.6	10.6	14.7
- extra-urban	5.4	4.9	5.9 (5.7)	6.6	6.3	7.4
- combined	6.8	5.9	7.2 (7.1)	8.1	7.9	10.1
CO ₂ emissions (g/km)	157	139	169 (168)	189	178	235
Turning circle diameter (m)	11.5	11.5	11.5	11.5	11.5	11.5

Power transmission

Type	Front-wheel drive	Front-wheel drive	Front-wheel drive	4x4	Front-wheel drive	4x4
Clutch	Hydraulic single-disc clutch	Hydraulic single-disc clutch	Hydraulic single-disc clutch (Twin coaxial clutch, electro-hydraulically operated)	Haldex-clutch	Twin coaxial clutch, electro-hydraulically operated	Haldex-clutch
Transmission	Manual 6-speed	Manual 6-speed	Manual 6-speed (Automatic 7-speed DSG)	Manual 6-speed	Automatic 6-speed DSG	Automatic 6-speed DSG

Weight

Kerb weight – in standard version with a 75kg driver (kg)	1,477	1,482	1,511 (1,523)	1,602	1,555	1,714
Payload – incl. a driver and extra equipment (kg)	638	638	638	638	638	636
Total weight (kg)	2,040	2,045	2,074 (2,086)	2,165	2,118	2,275
Trailer load without brakes (max. kg)	730	740	750	750	750	750
Trailer load with brakes – 12% (max. kg)	1,400	1,400	1,500	1,600	1,600	2,000

Body	5-seater, 5-door, 2-compartment
Drag coefficient C _v	0.29–0.32 according to engine version; GreenLine: 0.29

Chassis	
Front axle	McPherson suspension with lower triangular links and torsion stabiliser
Rear axle	Multi-element axle, with longitudinal and transverse links, with torsion stabiliser
Braking system	Hydraulic dual-diagonal circuit braking system vacuum assisted with Dual Rate
- front brakes	Disc brakes with inner cooling and with single-piston floating calliper
- rear brakes	Disc brakes
Steering	Direct rack-and-pinion steering with electro-mechanical power steering
Wheels	7.0J x 16"; 7.0J x 17"; GreenLine and Green tec: 7.0J x 16"
Tyres	205/55 R16; 225/45 R17; GreenLine and Green tec: 205/55 R16

Tank capacity (l)	60
--------------------------	----

Exterior dimensions	
Length (mm)	4,838
Width (mm)	1,817
Height (mm)	1,462
Wheel base (mm)	2,761
Track front/rear (mm)	1,545/1,518
Clearance (mm)	139


Interior dimensions	
Lateral room front/rear (mm)	1,468/1,451
Effective head room front/rear (mm)	988/956
Luggage storage space (max. l)	
- without spare tyre, with rear seat backrests upright/down	595/1,700
- with spare tyre the values are lower by 30 l	

1.6 TDI CR DPF/77 kW	1.6 TDI CR DPF/77 kW GreenLine	2.0 TDI CR DPF/103 kW	2.0 TDI CR DPF/103 kW Green tec	2.0 TDI CR DPF/103 kW 4x4	2.0 TDI CR DPF/125 kW	2.0 TDI CR DPF/125 kW 4x4
Turbocharged diesel engine, high-pressure direct injection common rail system	Turbocharged diesel engine, high-pressure direct injection common rail system	Turbocharged diesel engine, high-pressure direct injection common rail system	Turbocharged diesel engine, high-pressure direct injection common rail system	Turbocharged diesel engine, high-pressure direct injection common rail system	Turbocharged diesel engine, high-pressure direct injection common rail system	Turbocharged diesel engine, high-pressure direct injection common rail system
4/1,598	4/1,598	4/1,968	4/1,968	4/1,968	4/1,968	4/1,968
77/4,400	77/4,400	103/4,200	103/4,200	103/4,200	125/4,200	125/4,200
250/1,500–2,500	250/1,500–2,500	320/1,750–2,500	320/1,750–2,500	320/1,750–2,500	350/1,750–2,500	350/1,750–2,500
EU5	EU5	EU5	EU5	EU5	EU5	EU5
Diesel	Diesel	Diesel	Diesel	Diesel	Diesel	Diesel

189	192	208 (206)	211	204	222 (220)	219
12.5	12.5	10.1 (10.2)	10.1	10.7	8.8 (8.8)	9.0
6.2/6.0**	5.4	6.9 (7.5)	6.1	7.8	7.5 (7.6)	8.0
4.4/4.1**	3.8	4.6 (5.0)	4.2	5.2	4.7 (5.1)	5.2
5.0/4.8**	4.4	5.4 (5.9)	4.9	6.2	5.7 (6.0)	6.2
130/124**	114	143 (154)	128	162	149 (157)	163
11.5	11.5	11.5	11.5	11.5	11.5	11.5

Front-wheel drive	Front-wheel drive	Front-wheel drive	Front-wheel drive	4x4	Front-wheel drive	4x4
Hydraulic single-disc clutch	Hydraulic single-disc clutch	Hydraulic single-disc clutch (Twin coaxial clutch, electro-hydraulically operated)	Hydraulic single-disc clutch	Haldex-clutch	Hydraulic single-disc clutch (Twin coaxial clutch, electro-hydraulically operated)	Haldex-clutch
Manual 5-speed	Manual 5-speed	Manual 6-speed (Automatic 6-speed DSG)	Manual 6-speed	Automatic 6-speed DSG	Manual 6-speed (Automatic 6-speed DSG)	Manual 6-speed

1,517	1,524	1,547 (1,569)	1,551	1,645	1,555 (1,572)	1,632
638	638	638	638	638	638	638
2,080	2,087	2,110 (2,132)	2,114	2,208	2,118 (2,135)	2,195
750	750	750	750	750	750	750
1,500	1,500	1,800	1,800	2,000	1,800	2,000



* Using low-octane fuel may affect engine performance.

** At kerb weight with extra equipment up to 1,540 kg.

() Applies to automatic transmission.

Technical specifications - Superb Combi

Engine	1.4 TSI/92 kW	1.4 TSI/92 kW Green tec	1.8 TSI/118 kW	1.8 TSI/118 kW 4x4	2.0 TSI/147 kW	3.6 FSI V6/191 kW
	Turbocharged petrol engine, high-pressure direct injection system	Turbocharged petrol engine, high-pressure direct injection system	Turbocharged petrol engine, high-pressure direct injection system	Turbocharged petrol engine, high-pressure direct injection system	Turbocharged petrol engine, high-pressure direct injection system	V6 petrol engine
Cylinders/Cubic capacity (cc)	4/1,390	4/1,390	4/1,798	4/1,798	4/1,984	6/3,597
Max. performance/Revs (kW/min ⁻¹)	92/5,000	92/5,000	118/4,500-6,200	118/4,500-6,200	147/5,100-6,000	191/6,000
Max. torque/Revs (Nm/min ⁻¹)	200/1,500-4,000	200/1,500-4,000	250/1,500-4,500	250/1,500-4,500	280/1,700-5,000	350/2,500-5,000
Air pollution regulation	EU5	EU5	EU5	EU5	EU5	EU5
Fuel	Unleaded petrol, RON min. 95	Unleaded petrol, RON min. 95	Unleaded petrol, RON 95/91**	Unleaded petrol, RON 95/91**	Unleaded petrol, RON min. 95	Unleaded petrol, RON min. 95

Performance

Maximum speed (km/h)	199	202	218 (218)	215	234	247
Acceleration 0-100 km/h (s)	10.6	10.7	8.7 (8.6)	8.8	7.9	6.6
Fuel consumption 99/100 (l/100km)						
- urban	9.0	7.8	9.5 (9.5)	10.7	10.7	14.4
- extra-urban	5.6	5.1	6.0 (5.9)	6.7	6.4	7.8
- combined	6.9	6.1	7.3 (7.3)	8.2	8.0	10.2
CO ₂ emissions (g/km)	159	141	171 (170)	191	180	237
Turning circle diameter (m)	11.5	11.5	11.5	11.5	11.5	11.5

Power transmission

Type	Front-wheel drive	Front-wheel drive	Front-wheel drive	4x4	Front-wheel drive	4x4
Clutch	Hydraulic single-disc clutch	Hydraulic single-disc clutch	Hydraulic single-disc clutch (Twin coaxial clutch, electro-hydraulically operated)	Haldex-clutch	Twin coaxial clutch, electro-hydraulically operated	Haldex-clutch
Transmission	Manual 6-speed	Manual 6-speed	Manual 6-speed (Automatic 7-speed DSG)	Manual 6-speed	Automatic 6-speed DSG	Automatic 6-speed DSG

Weight

Kerb weight - in standard version with a 75kg driver (kg)	1,499	1,504	1,533 (1,545)	1,624	1,577	1,736
Payload - incl. a driver and extra equipment (kg)	638	638	638	638	638	636
Total weight (kg)	2,062	2,067	2,096 (2,108)	2,187	2,140	2,297
Trailer load without brakes (max. kg)	740	750	750	750	750	750
Trailer load with brakes - 12% (max. kg)	1,400	1,400	1,500	1,600	1,600	2,000

Body	5-seater, 5-door, 2-compartment
Drag coefficient C _v	0.29-0.32 according to engine version; GreenLine: 0.29

Chassis	
Front axle	McPherson suspension with lower triangular links and torsion stabiliser
Rear axle	Multi-element axle, with longitudinal and transverse links, with torsion stabiliser
Braking system	Hydraulic dual-diagonal circuit braking system vacuum assisted with Dual Rate
- front brakes	Disc brakes with inner cooling and with single-piston floating calliper
- rear brakes	Disc brakes
Steering	Direct rack-and-pinion steering with electro-mechanical power steering
Wheels	7.0J x 16"; 7.0J x 17"; GreenLine and Green tec: 7.0J x 16"
Tyres	205/55 R16; 225/45 R17; GreenLine and Green tec: 205/55 R16

Tank capacity (l)	60
--------------------------	----

Exterior dimensions	
Length (mm)	4,838
Width (mm)	1,817
Height (mm)	1,510
Wheel base (mm)	2,761
Track front/rear (mm)	1,545/1,517
Clearance (mm)	141

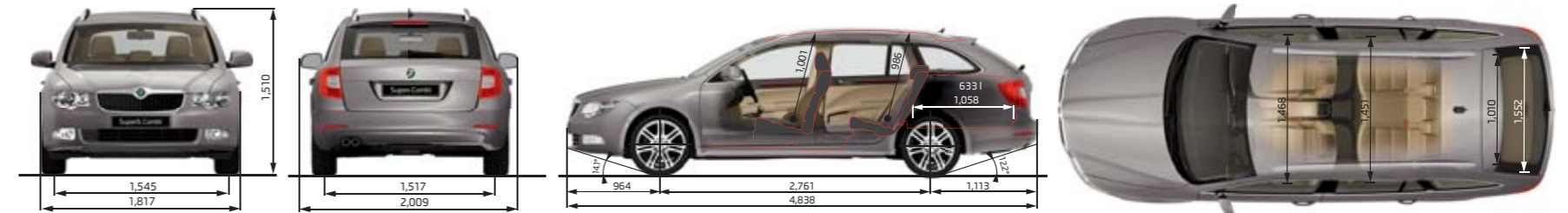
Interior dimensions	
Lateral room front/rear (mm)	1,468/1,451
Effective head room front/rear (mm)	1,001/986
Luggage storage space (max. l)	
- without spare tyre, with rear seat backrests upright/down	633/1,865
- with spare tyre the values are lower by 30 l	

1.6 TDI CR DPF/77 kW	1.6 TDI CR DPF/77 kW GreenLine	2.0 TDI CR DPF/103 kW	2.0 TDI CR DPF/103 kW Green tec	2.0 TDI CR DPF/103 kW 4x4	2.0 TDI CR DPF/125 kW	2.0 TDI CR DPF/125 kW 4x4
Turbocharged diesel engine, high-pressure direct injection common rail system	Turbocharged diesel engine, high-pressure direct injection common rail system	Turbocharged diesel engine, high-pressure direct injection common rail system	Turbocharged diesel engine, high-pressure direct injection common rail system	Turbocharged diesel engine, high-pressure direct injection common rail system	Turbocharged diesel engine, high-pressure direct injection common rail system	Turbocharged diesel engine, high-pressure direct injection common rail system
4/1,598	4/1,598	4/1,968	4/1,968	4/1,968	4/1,968	4/1,968
77/4,400	77/4,400	103/4,200	103/4,200	103/4,200	125/4,200	125/4,200
250/1,500-2,500	250/1,500-2,500	320/1,750-2,500	320/1,750-2,500	320/1,750-2,500	350/1,750-2,500	350/1,750-2,500
EU5	EU5	EU5	EU5	EU5	EU5	EU5
Diesel	Diesel	Diesel	Diesel	Diesel	Diesel	Diesel

187	190	205 (203)	209	201	220 (218)	217
12.6	12.6	10.2 (10.3)	10.2	10.8	8.9 (8.9)	9.1
6.3/6.1**	5.4	6.9 (7.7)	6.1	7.8	7.5 (7.5)	8.0
4.6/4.2**	3.8	4.7 (5.1)	4.2	5.5	4.8 (5.2)	5.3
5.2/4.9**	4.4	5.5 (6.0)	4.9	6.3	5.8 (6.1)	6.3
133/126**	114	145 (158)	128	166	151 (159)	165
11.5	11.5	11.5	11.5	11.5	11.5	11.5

Front-wheel drive	Front-wheel drive	Front-wheel drive	Front-wheel drive	4x4	Front-wheel drive	4x4
Hydraulic single-disc clutch	Hydraulic single-disc clutch	Hydraulic single-disc clutch (Twin coaxial clutch, electro-hydraulically operated)	Hydraulic single-disc clutch	Haldex-clutch	Hydraulic single-disc clutch (Twin coaxial clutch, electro-hydraulically operated)	Haldex-clutch
Manual 5-speed	Manual 5-speed	Manual 6-speed (Automatic 6-speed DSG)	Manual 6-speed	Automatic 6-speed DSG	Manual 6-speed (Automatic 6-speed DSG)	Manual 6-speed

1,539	1,546	1,569 (1,591)	1,573	1,667	1,577 (1,594)	1,654
638	638	638	638	638	638	638
2,102	2,109	2,132 (2,154)	2,136	2,230	2,140 (2,157)	2,217
750	750	750	750	750	750	750
1,500	1,500	1,800	1,800	2,000	1,800	2,000



* Using low-octane fuel may affect engine performance.

** At kerb weight with extra equipment up to 1,540 kg.

() Applies to automatic transmission.



Snow chains will guarantee a safe drive even on snow-covered roads. For those who want to have a really elegant vehicle even with winter tyres, we have developed special **17" Flash alloy wheels**, designed specially for use with snow chains.



ŠKODA Genuine Accessories add style to your car while enhancing its utility. In our range, which is essentially an extended range of the extra equipment, you will find various products including spoilers, alloy wheels, radios and navigation systems, roof racks and much more. You can also choose from a wide palette of safety child seats for children of all age groups. To get a full overview of our range of products, ask any authorised ŠKODA partner for our special accessories catalogue.



Clothes hanger is an extremely practical accessory, especially for those who drive to work wearing a suit.



A **towing device**, which is removable, will enable your Superb to tow a trailer of up to 2,000 kg, based on the engine version.



The **ISOFIX G 0/1 child seat** ensures safe and comfortable journeys for the smallest passengers of up to 18 kg. Our range includes child seats for children of all ages up to 36 kg.

Merchandise



Men's sweater in Rosso Brunello colour



Ladies' sweater in grey colour



Men's short-sleeved shirt



Ladies' short-sleeved shirt

General information

ŠKODA Service

Put your car in good hands. We give you good reasons to choose an authorised ŠKODA service partner.

We offer you first-class quality

Your car requires advanced technology. For this reason, all the ŠKODA authorised service partners have special tools and quality diagnostic systems at their disposal, which, in combination with the technological procedures prescribed by the manufacturer, ensure the perfect functionality and reliability of your car.

Professionally trained staff by the manufacturer

The ever-rising standard of the technology used in the car requires corresponding professional qualifications on the part of the staff. To meet this requirement, the manufacturer organises regular training for the staff of the authorised service partners in order to provide them with up-to-date information important for their activities.

Our motto: be fair and open with our customers

Careful, professional and friendly counselling for the customers upon acceptance of orders is of great importance to us in the same manner as diligence and completeness with respect to repairs and maintenance work. All this is continuously monitored by internal quality control of the provided services.

Comprehensive range of services:

› Service inspections

For your car to remain in top condition and functional for a long time and, optionally, not to forfeit warranty, it is essential for your ŠKODA authorised service partner to perform regular service inspections. The service schedule informs you when the service inspection must be done.

› Body and paintwork service

Damage to the body and painted areas following an accident will be fixed by your authorised ŠKODA service partner in an expert manner, in accordance with information from the manufacturer, using ŠKODA Genuine Parts. This is important not only for your safety, but also for functionality and maintaining your car's value.

› Courtesy car

The authorised ŠKODA service partner can provide you with a courtesy car for the period of repair or service inspection.

› Pick-up and delivery service

If you are unable to take your vehicle to a ŠKODA service, an authorised ŠKODA service partner will arrange a date with you to pick up the car. The car will be delivered back after the service work has been completed.

The listed services represent only a part of the wide range of ŠKODA service offers, which may vary from country to country. Please contact your authorised ŠKODA service partner for further details and information on the range and specific conditions of services they offer.

ŠKODA Genuine Accessories

ŠKODA Genuine Accessories offer you child safety seats, roof rails, alloy wheels, sunblinds and more. For more detailed information on the complete ŠKODA Genuine Accessories range see the individual ŠKODA model catalogues.

ŠKODA Genuine Parts

Safety

ŠKODA Genuine Parts are identical to those used during the assembly of ŠKODA vehicles. The use of first-class materials and technologies guarantees safe and worry-free driving.

Availability

ŠKODA AUTO offers a comprehensive range of parts and equipment items that are used in the vehicle's batch production and does not merely focus on high-turnover parts. ŠKODA ensures the provision of genuine parts even after the relevant model is discontinued.

Long service life

The use of first-rate materials and production technologies in the manufacture of ŠKODA Genuine Parts ensure their maximum reliability and long life.

Environment protection

The ŠKODA Genuine Parts range includes exchange parts whose production has a low environmental impact in terms of waste, excess heat and water pollution.

Information on the internet

Information is available at www.skoda-auto.com to assist you in deciding which vehicle suits your needs, thanks to the detailed descriptions and photographs of all our models.

ŠKODA Finance

ŠkoFIN offers solutions for both individuals and businesses. You can learn about the current offer through any authorised ŠKODA partner. The credit or lease contract can also be concluded online directly with the car dealer.

Global fleet

The ŠKODA AUTO Global Fleet Services offer B2B fleet solutions to customers with all kinds of requirements. A fleet made up of ŠKODA cars offers unmatched roominess, long-lasting quality, safety, low total costs of ownership and, as a result, excellent value for money. You can find more information about our products and services at www.skoda-auto.com/fleet.

One of the most important goals of ŠKODA AUTO is the development and production of products that are as environmentally friendly as possible throughout their life cycle phases, placing principal emphasis on the selection of recyclable materials. Our ŠKODA cars are manufactured using progressive types of technology in modern production facilities that meet the strictest criteria. Anticorrosive protection of the cars' painted parts is based exclusively on lead-free cathaphoresis (KTL) and water-soluble paints.

Our company strategy includes limiting fuel consumption and emissions. As a result, the engines we offer meet the current emission regulations. All products made by ŠKODA AUTO adhere to the laws and regulations concerning the protection of soil and water. As a result of these activities, ŠKODA cars meet technical, safety, quality and environmental requirements. ŠKODA AUTO contributes to the preservation of a clean environment and provides mobility and comfort to its customers.

The environmental logo expresses ŠKODA AUTO's awareness of, responsibility for and attempts at the sustainable development of the company and a friendly approach to life and nature.



Some models in this catalogue are shown fitted with optional or extra equipment not necessarily included in the standard equipment. All details of technical specifications, design, equipment, materials, guarantees and appearance were accurate at the time of going to print. However, the manufacturer reserves the right to make any changes without prior notice. The information included in this catalogue is for guidance only. Due to printing technology limitations, the colours of paints or other materials shown in this catalogue may differ from reality. For up-to-date information and further details on standard and optional equipment, current prices and delivery terms and conditions contact your authorised ŠKODA partner. This catalogue was printed on cellulose paper which was bleached without using chlorine. The paper is 100% recyclable.

Your ŠKODA partner: