



CITROËN DISPATCH

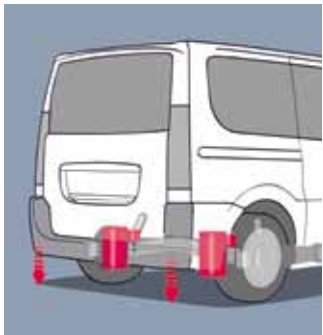


CITROËN
DISPATCH
ABOVE STANDARD
ISSUE



ABOVE STANDARD ISSUE. WHEN OUR DESIGNERS SAT DOWN TO REDRAW THE CITROËN DISPATCH RANGE WE MADE SURE THEY TICKED EVERY BOX.

IT LOOKS GREAT TOO! DYNAMIC STYLING WITH ROBUST PROTECTION. AND INSIDE? ERGONOMICS, SUPERIOR COMFORT AND SOUNDPROOFING ENOUGH TO MAKE EVEN THE MOST CRITICAL CREW MEMBER HAPPY.



> OPTIMAL COMFORT

The ergonomic design of the driver's seat guarantees excellent body posture and offers maximum comfort even during long periods of driving. To find the most comfortable driving position, the seat back is adjustable, while the seat cushion can be adjusted for length and height.

> ENJOYABLE CONSISTENT RIDE

The adjustable pneumatic rear suspension, optional on Panel Vans, Enterprise, Crew Van and Combi (excluding HDi 90) models, guarantees optimal road holding and a constant ride height under all load conditions. This system also maintains a constant overall height of less than 1.90m, i.e. below the standard minimum limit for entrances to underground car parks. Lastly, the manual control for adjustment of the load sill offers incomparable convenience by allowing a reduction of the rear sill height to 49cm; the ride height returns to normal automatically as soon as the speed reaches 6mph.

	PANEL VAN		CREW VAN	COMBI	
	VAN	ENTERPRISE		COMBI	COMBI SX
ENGINE AVAILABILITY					
HDi 90 manual L1H1 1000	•	•			
HDi 125 6-speed manual L1H1 1000	•				
HDi 90 manual L1H1 1200	•				
HDi 125 6-speed manual L1H1 1200	•				
HDi 90 manual L2H1 1200	•				
HDi 125 6-speed manual L2H1 1200	•	•	•		
HDi 95 manual L2H2 1200	•				
HDi 125 6-speed manual L1H1				•	•
HDi 95 manual L2H1				•	
HDi 125 6-speed manual L2H1					•
HDi 160 6-speed manual L2H1					•

TAKE SOME TIME TO CHECK OUT HOW EASY IT IS TO PUT TOGETHER YOUR PERFECT CITROËN DISPATCH. ENJOY!



Polar White



Imperial Blue



Black




Passion Red¹



Pacific Blue¹



Iron Grey (pearlescent)



Arctic Steel (metallic)




Golden White (metallic)²



Kyanos Blue (metallic)²



Gunmetal (metallic)²



Panel Vans, Enterprise, Crew Van & Combi

'Transcodage' cloth



Combi SX

'Jocaste' velour

Please note: Colours and pictures shown are for illustration purposes only. Please consult your Dealer for definitive colour and trim/upholstery details.

¹ Not available on Combi and Combi SX models.

² Available on Combi and Combi SX models only.

15" STEEL WHEELS
Set of four
Tyres: 215/65 R15

VAN	ENTERPRISE	CREW VAN	COMBI	COMBI SX
•	• ¹			



16" STEEL WHEELS
Set of four
Tyres: 215/60 R16

VAN	ENTERPRISE	CREW VAN	COMBI	COMBI SX
• ²	• ²	•	•	



16" 'NARCISSE'
WHEEL COVERS
Set of four
Tyres: 215/60 R16

VAN	ENTERPRISE	CREW VAN	COMBI	COMBI SX
			○ ³	•



16" 'VIVACE'
ALLOY WHEELS
Set of four
Tyres: 215/60 R16

VAN	ENTERPRISE	CREW VAN	COMBI	COMBI SX
			○	○



OPTION SUMMARY	PANEL VAN			COMBI	
	VAN	ENTERPRISE	CREW VAN	COMBI	COMBI SX
Front fog lights	○ ⁴		○ ⁴	○ ⁴	•
Rear parking sensors	○ ⁵	•	○ ⁵	○ ⁵	○ ⁵
Connecting Box – Bluetooth® system with USB socket	○ ⁶	• ⁶	○ ⁶	○ ⁶	○ ⁶
Air conditioning with electrically adjustable and heated twin lens door mirrors	○	•	○	○	•
Electrically adjustable and heated twin lens door mirrors	○	•	○	○	•
Full steel bulkhead	○ ⁷	•			
Full steel bulkhead with inset window	○ ⁷				
Cruise control with driver adjustable speed limiter	○	○	○		• ⁸
Electronic Stability Programme (ESP) with traction control and cruise control with driver adjustable speed limiter	○ ⁹	○ ⁹	○	○	• ⁸
Individual front passenger seat	◆	◆	◆	◆	
Delete row 2 seats				◆	◆ ¹⁰
Front passenger's airbag	○	○	○	○	•
Passenger, side and curtain airbags with individual front passenger seat, lumbar support and armrest				○	○
Row 3 removable dual passenger bench and individual passenger seat				○ ¹¹	
Row 2 removable fold and tilt dual passenger bench and individual passenger seat				○ ¹¹	
Row 3 removable fold and tilt dual passenger bench and individual passenger seat				○	
Anti-theft alarm	○	○	○	○	○
Visibility Pack – automatic illumination of headlamps, automatic rain-sensitive windscreen wipers, front fog lights and multi-function onboard trip computer	○ ⁷		○ ⁷	•	
MyWay – colour satellite navigation, auxiliary socket, live traffic information, European mapping and Bluetooth® system					○ ⁶
MyWay and Visibility Pack				○ ^{6/7}	
Automatic air conditioning				○	
Cabin and rear air conditioning with Webasto non-programmable heating				○	
Rear air conditioning with Webasto non-programmable heating				○	
Twin glazed rear doors with rear heated windows and wash-wipe	○ ⁷		○ ⁷		
Tailgate with rear heated window and wash-wipe				○ ¹²	• ¹²
Tailgate with rear heated window, wash-wipe and dark tinted windows in row 3				○ ¹²	

OPTION SUMMARY	PANEL VAN			COMBI	
	VAN	ENTERPRISE	CREW VAN	COMBI	COMBI SX
Dark tinted windows in row 3					○
Sliding side windows in side loading doors			○	•	•
Look Pack – body colour partially painted front and rear bumpers, front fog lights, black manually adjustable twin lens door mirrors and black side rubbing strips	○ ^{13/14}		○ ¹³	○ ¹³	
Look Pack – body colour partially painted front and rear bumpers, body colour electrically adjustable, heated and folding twin lens door mirrors and black side rubbing strips					○
16" 'Narcisse' wheel covers (set of four)					○ ¹⁵
16" 'Vivace' alloy wheels (set of four)				○	○
Front metallic suspension and rear pneumatic suspension, adjustable when vehicle is stationary	○ ¹⁶	○ ¹⁶	○	○	○
Converter socket	○	○	○	○	○
Metallic/Pearlescent paint	○	○	○	○	○
Special order paint (Fleet colours)	○ ¹³	○ ¹³	○	○	○ ^{12/13}
Special order paint (derogation colours)	○ ¹³	○ ¹³	○	○	○ ^{12/13}

- Standard equipment
- ◆ No cost optional factory fitted equipment
- Optional factory fitted equipment

¹ HDi 90 L1H1 1000 model only.

² Excludes HDi 90 L1H1 1000 model.

³ Available as part of optional Look Pack.

⁴ Available only as part of optional Visibility Pack or Look Pack.

⁵ Includes electrically adjustable, heated and folding twin lens door mirrors.

⁶ Mobile phone compatibility can vary by phone manufacturer. Please consult your Dealer for further compatibility information.

⁷ Interior rear view mirror is standard if Visibility Pack or glazed rear doors are ordered with or without full steel bulkhead with inset window.

⁸ Standard on HDi 160 6-speed manual, optional on all other models.

⁹ Excludes HDi 90 L1H1 1000 models.

¹⁰ Excludes HDi 160 model.

¹¹ Row 2 removable fold and tilt dual passenger bench and individual passenger seat is not compatible with row 3 removable dual passenger bench and individual passenger seat.

¹² Tailgate and special order paint are not compatible. If tailgate is ordered in conjunction with special order paint, that tailgate will be primed and not painted.

¹³ Look Pack and special order paint are not compatible.

¹⁴ Excludes HDi 90 L1H1 models.

¹⁵ When optional Look Pack is ordered, 'Narcisse' wheel covers are present.

¹⁶ Excludes HDi 90 L1H1 models.

CITROËN DISPATCH EQUIPMENT SPECIFICATION

● Standard equipment

◆ No cost option

○ Optional factory fitted equipment

¹ Available only as part of optional Visibility Pack or Look Pack.

² Interior rear view mirror is standard if optional Visibility Pack or glazed rear doors are ordered with or without full steel bulkhead with inset window.

³ When MyWay is ordered, Visibility Pack is included.

⁴ Includes electrically adjustable, heated and folding twin lens door mirrors.

⁵ HDi 90 L1H1 1000 model only.

⁶ Excludes HDi 90 L1H1 1000 model.

⁷ When optional Look Pack is ordered, 'Narcisse' wheel covers are present.

⁸ 8 anchorage points on Panel Vans and Enterprise and 6 anchorage points on Combi models.

⁹ L1H1 and L2H2 versions have 5 anchorage points each side and L2H1 versions have 6 anchorage points each side.

¹⁰ Includes front passenger's airbag.

¹¹ Excludes HDi 160 model.

¹² Mobile phone compatibility can vary by phone manufacturer. Please consult your dealer for further compatibility information.

	PANEL VAN			COMBI	
	VAN	ENTERPRISE	CREW VAN	COMBI	COMBI SX
SAFETY & SECURITY					
ABS	●	●	●	●	●
Emergency Braking Assistance (EBA)	●	●	●	●	●
Driver's airbag	●	●	●	●	●
Ladder frame bulkhead	●				
Full steel bulkhead	○	●			
Warning light and audible warning system for driver's 'unfastened' seat belt	●	●	●	●	●
Transponder immobiliser	●	●	●	●	●
High-frequency remote control central locking with deadlocks and dashboard mounted control	●	●	●	●	●
Height-adjustable front seat belts	●	●	●	●	●
Three-point inertia reel seat belts on all seats	●	●	●	●	●
Front passengers' airbag	○	○	○	○	●
LIGHTING & VISIBILITY					
Front fog lights	○ ¹		○ ¹	○ ¹	●
Rear fog light with twin reversing lights	●	●	●	●	●
Height-adjustable headlamps	●	●	●	●	●
Automatic illumination of cabin lighting via a ceiling mounted button	●	●	●	●	●
Two-speed and intermittent speed-sensitive windscreen wipers	●	●	●	●	●
Load compartment light	●	●	●	●	●
Interior rear view mirror	◆ ²		◆ ²	●	●
Visibility Pack – automatic illumination of headlamps, automatic rain-sensitive windscreen wipers, front fog lights and multi-function on-board trip computer	○		○	○ ³	●
Air conditioning with electrically adjustable and heated twin lens door mirrors	○	●	○	○	●
COMFORT & CONVENIENCE					
Rear parking sensors	○ ⁴	● ⁴	○ ⁴	○ ⁴	○ ⁴
Variable power assisted steering	●	●	●	●	●
Driver's and passenger's sunvisor	●	●	●	●	●
Height and reach adjustable steering wheel	●	●	●	●	●
Front electric windows with 'onetouch' operation and anti-pinch	●	●	●	●	●
Sliding side windows in row 2			○	●	●
12 volt socket on centre console	●	●	●	●	●
12 volt socket in load compartment/row 2	●	●	●	●	●
12 volt socket in row 3					●
Converter socket	○	○	○	○	○

	PANEL VAN			COMBI	
	VAN	ENTERPRISE	CREW VAN	COMBI	COMBI SX
STYLE					
EXTERIOR					
Side rubbing strips	●	●	●	●	●
Tinted windows	●	●	●	●	●
15" steel wheels (215/65 R15)	● ⁵	● ⁵			
16" steel wheels (215/60 R16)	● ⁶	● ⁶	●	●	●
16" 'Narcisse' wheel covers (set of four)				○ ⁷	●
Twin unglazed rear doors	●	●	●		
Twin glazed rear doors	○ ²		○ ²	●	
Tailgate with rear heated window and wash-wipe				○	●
Twin sliding side loading unglazed doors	●	●			
Twin sliding side loading glazed doors			●	●	●
DRIVER INFORMATION					
Lockable fuel cap	●	●	●	●	●
Rev counter	●	●	●	●	●
Trip and total mileage recorders	●	●	●	●	●
Hazard warning light	●	●	●	●	●
Fuel gauge	●	●	●	●	●
Oil level indicator	●	●	●	●	●
Low battery charge warning light	●	●	●	●	●
Indicator warning light	●	●	●	●	●
Handbrake warning light	●	●	●	●	●
Side headlamps and main beam warning lights	●	●	●	●	●
Brake fluid warning	●	●	●	●	●
Metallic suspension	●	●	●	●	●
STORAGE					
Overhead storage shelf	●	●	●	●	●
Lockable glove box	●	●	●	●	●
Door pockets with bottle holders	●	●	●	●	●
Floor mounted anchorage points	● ⁸	● ⁸	● ⁸	● ⁸	● ⁸
Anchorage points on each side of the roof (max load 170kg)	● ⁹	● ⁹	● ⁹	● ⁹	● ⁹

	PANEL VAN			COMBI	
	VAN	ENTERPRISE	CREW VAN	COMBI	COMBI SX
SEATING					
Height-adjustable front head restraints	•	•	•	•	•
Height-adjustable driver's seat	•	•	•	•	•
6 seats	•	•	•	•	•
9 seats	•	•	•	•	•
Dual passenger bench seat	•	•	•	•	• ¹⁰
Individual front passenger seat	◆	◆	◆	◆	◆
Delete row 2 seats				◆	◆ ¹¹
AUDIO/NAVIGATION					
Connecting Box – Bluetooth® system with USB socket	○ ¹²	● ¹²	○ ¹²	○ ¹²	○ ¹²
RDS stereo radio/MP3 compatible CD player with steering mounted controls	•	•	•	•	•
Smartnav – 3 years' Smartnav Touchscreen routes, up to 100 routes per month, 3 years' Stolen Vehicle Tracking, 3 years' automatically downloaded live traffic information, 10 Personal Assistant Smartnav routes and 3 months' Safe Speed safety camera alerts	•	•	•		



CITROËN DISPATCH

DIMENSIONS & WEIGHTS



Up to 1188kg
payload on Panel Vans



Up to 7m³
of loadspace
on Panel Vans

	VAN, ENTERPRISE & COMBI		
	L1	L2	
	H1	H1	H2
EXTERIOR DIMENSIONS (mm)			
Length	4805	5135	5135
Height (empty) – metallic suspension	1942	1942	2276
Height (empty) – adjustable pneumatic rear suspension at nominal setting	1894	1894	2204
Width (excluding door mirrors)	1895	1895	1895
Width (with door mirrors folded)	1986	1986	1986
Width (with door mirrors unfolded)	2194	2194	2194
Wheelbase	3000	3122	3122
Front overhang	975	975	975
Rear overhang	830	1038	1038
Front and rear track	1574	1574	1574
LOAD COMPARTMENT DIMENSIONS (mm)			
Load sill height (empty) – metallic suspension	562-604	562-604	562-604
Load sill height (empty) – adjustable pneumatic rear suspension	491-500	491-500	491-500
Load length	2254	2584	2584
Maximum load compartment height	1449	1449	1750
Maximum load width between sides	1600	1600	1600
Maximum load width between wheel arches	1245	1245	1245
Sliding side door height	1293-1301	1293-1301	1293-1301
Sliding side door width	924	924	924
Rear door height	1272	1272	1630
Rear door width (min)	1237	1237	1237
Degree to which rear doors open	90°/180°	90°/180°	90°/180°
Load compartment volume (m ³)	5	6	7

	GW	KERB WEIGHT	MAXIMUM PAYLOAD*	MEDIAN MASS IN SERVICE	MAX PERMITTED WEIGHT ON FRONT AXLE**	MAX PERMITTED WEIGHT ON REAR AXLE**	MAX TRAILER [▲]	GTW
WEIGHTS & PAYLOADS (kg)								
PANEL VAN								
HDi 90 L1H1 1000	2661	1673	988	1780	1400	1700	1672	4333
HDi 90 manual L1H1 1000 Enterprise	2661	1673	988	1780	1400	1700	1672	4333
HDi 125 6-speed manual L1H1 1000	2698	1698	1000	1814	1400	1700	2000	4698
HDi 90 L1H1 1200	2861	1673	1188	1780	1400	1700	1472	4333
HDi 125 6-speed manual L1H1 1200	2898	1698	1200	1814	1400	1700	2000	4898
HDi 90 L2H1 1200	2880	1692	1188	1800	1400	1700	1453	4333
HDi 125 6-speed manual L2H1 1200	2932	1732	1200	1847	1400	1700	2000	4932
HDi 125 6-speed manual L2H1 1200 Enterprise	2932	1732	1200	1847	1400	1700	2000	4932
HDi 95 6-speed manual L2H2 1200	2964	1764	1200	1878	1400	1700	2000	4964
CREW VAN								
HDi 125 6-speed manual L2H1 1200	2880	1772	1067	1945	1400	1700	2000	4880
COMBI								
HDi 125 6-speed manual L1H1	2780	1913	867	2013	1400	1550	2000	4780
HDi 95 6-speed manual L2H1	2810	1923	887	2044	1400	1550	2000	4810
HDi 125 6-speed manual L1H1 SX	2780	1913	867	2013	1400	1550	2000	4780
HDi 125 6-speed manual L2H1 SX	2810	1923	887	2044	1400	1550	2000	4810
HDi 160 6-speed manual L2H1 SX	2805	1953	852	2023	1400	1550	2000	4780

* Includes driver.

** Includes bodywork.

▲ On Combi models, trailer weight must be reduced if vehicle is running at GW to ensure that GTW is not exceeded.

CITROËN DISPATCH TECHNICAL SPECIFICATION

DIESEL MODELS				
	HDi 90 manual	HDi 95 6-speed manual	HDi 125 6-speed manual	HDi 160 6-speed manual
ENGINE				
Capacity (cc)	1560	1997	1997	1997
Cylinders	4 in line	4 in line	4 in line	4 in line
Bore and stroke (mm)	75.0 x 88.3	85.0 x 88.0	85.0 x 88.0	85.0 x 88.0
Max power CEE (kW/rpm)	66/4000	72/4000	94/4000	120/3750
Max torque CEE (Nm/rpm)	180/1500	260/1500	320/2000	340/2000
Fuel system	High pressure direct diesel injection			
Euro Status	Euro 5	Euro 5	Euro 5	Euro 5
TRANSMISSION				
Five speed manual	•			
Six speed manual		•	•	•
ECONOMY Litres/100km (mpg)				
Combined	6.9 (40.9)	7.0/7.1 (40.4/39.8)*	6.8/7.0 (41.5/40.4)*	7.0 (40.4)
CO₂ EMISSIONS (g/km)				
	182	183/186*	179/183*	183
BRAKES				
Front brakes/Rear brakes	ABS with Emergency Braking Assistance (EBA) 1000 L1H1 HDi 90 – front discs, rear drums. All other models – front and rear discs			
STEERING				
Number of turns lock to lock	Variable power assisted steering 3.87			
Turning circle between kerbs (m) L1/L2	12.2/12.6			
SUSPENSION				
Metallic front suspension	Independent MacPherson type struts with triangulated lower suspension arms and anti-torsion bar			
Metallic rear suspension	Independent trailing arm suspension with semi-deformable crossmember, coil springs and inclined hydraulic dampers			
Pneumatic rear suspension	Independent trailing arm suspension with semi-deformable crossmember, pneumatic springs at a constant height and inclined hydraulic dampers with bump stops			
FUEL TANK CAPACITY Litres (gallons)				
	80 (17.6)			



**6 speed manual
transmission**
on HDi 95, HDi 125
& HDi 160 models

* Min/max figures.

GREEN EFFICIENCY. CITROËN HAS BEEN PIONEERING CLEANER, MORE FUEL-EFFICIENT MOTORING, SUCH AS THE COMMON RAIL HDi ENGINES NOW FITTED IN ALL NEW CITROËN DIESELS, LONG BEFORE ALL THE HYPE...

CITROËN HAS ALWAYS BEEN AT THE FOREFRONT OF GREENER TECHNOLOGY AND THE CITROËN DISPATCH MAINTAINS THAT TRADITION. IT'S WHY WE ARE THREE TIME WINNERS OF THE GREEN FLEET LCV MANUFACTURER OF THE YEAR, INCLUDING THEIR MOST RECENT 2011 AWARD. TODAY, WE HAVE ONE OF THE UK'S WIDEST RANGES OF LOW EMISSION VEHICLES. WE ALSO PRODUCE ONE OF THE UK'S MOST ECONOMICAL LIGHT COMMERCIAL VEHICLES, THE CITROËN NEMO VAN.



Citroën is a leader in the manufacture of low CO₂ emissions vehicles



GO LO CO₂ WITH B30
All Citroën HDi diesel vans run on 30% bio-diesel

> ELECTRIFYING. HOWEVER YOU LOOK AT IT

Forget what you know about electric cars. Citroën Survolt combines undiluted glamour with advanced sporting dynamics, then adds a 100% electric drivetrain. Outside, LED lights, voluptuous curves, two-tone charcoal and fuchsia paintwork, and a race-inspired rear spoiler meet your gaze. Inside, a stunning blend of curved chrome, swooping glass, high technology and organic forms welcomes you to an entirely new place. But this is no simple styling exercise. At heart, Survolt is even more radical, because although it is designed to thrill, it is powered purely by silent, efficient, clean electricity.

> AIRDREAM – A BENCHMARK

When it comes to the environment we wanted to show our genuine commitment as well as our profound expertise, so we have devised a benchmarking scheme with the signature 'Airdream'. To qualify for the Airdream signature, vehicles must have e-HDi (which denotes an HDi engine with Stop & Start micro hybrid technology), electric or Hybrid4 engine.

DRIVE YOUR WAY.

GET BEHIND THE WHEEL OF YOUR NEW CITROËN DISPATCH, WITH CITROËN'S RANGE OF FINANCE AND INSURANCE PRODUCTS.

FOR BUSINESS USERS

CITROËN CONTRACT MOTORING HIRE PURCHASE

A tried and tested finance package that allows you to own your vehicle.

CITROËN CONTRACT MOTORING BUSINESS LEASE

An alternative to vehicle ownership that allows you to control your business cash flow and gain tax efficiencies.

CITROËN CONTRACT MOTORING LEASE PURCHASE

Own a vehicle with a finance solution that offers ultimate flexibility to complement your business cash flow.

CITROËN CONTRACT MOTORING CONTRACT HIRE

A non-ownership finance solution that keeps costs fixed and risks low.

➤ FOR MORE INFORMATION ON CITROËN FLEET AND BUSINESS SALES, PLEASE CALL CITROËN FLEET CONNECT ON 08457 940 940 OR LOOK US UP AT WWW.CITROEN.CO.UK/FLEET

ESSENTIAL CARE.

CITROËNS ARE RENOWNED FOR THEIR RELIABILITY – AND THE CITROËN DISPATCH IS NO EXCEPTION. WITH THE ADDED REASSURANCE OF A WARRANTY, ROUTINE SERVICING AND MAINTENANCE, AS WELL AS 24-HOUR ROADSIDE ASSISTANCE, YOU ARE PROTECTED.

CITROËN WARRANTY

Every new Citroën van has the benefit of a 3 year* warranty package, plus a 5 year anti-perforation** warranty and a 2 year paint warranty.

* 2 years' unlimited mileage manufacturer's warranty. No-fee customer option of 1 year's Dealer provided warranty, only on vans sourced from Citroën UK Limited. Note: Dealer provided warranty is limited to 100,000 miles for vans.

** Against all internal to external perforation to bodywork or underbody.

CITROËN ASSISTANCE

In response to a free telephone call in the UK, Citroën Assistance brings rapid expert roadside assistance to you in an emergency. It comes free of charge for a full year and operates 24 hours a day in all parts of the UK and Europe. Services include nationwide recovery for both van and passengers, a home call service, replacement vehicle, hotel accommodation and vehicle storage if required. Please note, Citroën Assistance only applies to incidents covered by the new vehicle warranty, and excludes non-vehicle faults, such as running out of fuel, mis-fuelling, loss of keys, lock-ins, road traffic accidents and punctures/wheel changes. Full details are available on request from Citroën UK via cuk_contactcentre@citroen.com

CITROËN MAINTENANCE

From roadside assistance to replacing wear and tear parts or regular servicing, with Citroën Maintenance you have total peace of mind. For a one-off fee or low monthly payment, our experienced engineers will take care of your Citroën, whatever happens. To find out more, contact your Citroën Dealer or Citroën Authorised Repairer.

CITROËN SERVICING

Available up to 1 year from your vehicle's registration date, but before its first chargeable service, a Citroën Servicing Package enables you to pay in advance for your vehicle's servicing needs for 3 years/35,000 miles. For further information, please contact your Citroën Dealer.

CITROËN EXTENDED WARRANTY

With a Citroën Extended Warranty, we offer you the opportunity to continue your care-free motoring for a further 1 or 2 years beyond the 3 year warranty and up to 120,000 miles. To find out more, contact your Citroën Dealer or call the Customer Contact Centre on 0844 463 3500.

Extended Warranty insurance is underwritten by Pinnacle Insurance Plc which is authorised and regulated by the Financial Services Authority.

CITROËN INSURANCE

CITROËN INSURANCE INSTANT COVER

To help you drive away your new van without delay, we offer Instant Cover insurance, providing you with 7 days comprehensive van insurance, for free!

CITROËN INSURANCE MOTOR INSURANCE

Citroën Insurance has been designed specifically for our vehicles. You don't just get repairs you get Citroën expertise, service, quality and parts. So, when the time comes to renew your insurance cover, call Citroën Insurance on 0870 024 2725.

Lines open 8am - 8pm weekdays, 9am - 5pm Saturdays. Max call charge from a BT landline is 8p per minute. Calls from other networks may vary. Alternatively, visit www.citroen.co.uk for more information or to apply online.

Citroën Insurance is underwritten by UK Insurance Ltd which is authorised and regulated by the Financial Services Authority. Citroën Insurance is a trading style of Banque PSA Finance UK of Quadrant House, Princess Way, Redhill, Surrey, RH1 1QA.



This brochure is made from paper from a well-managed forest. Citroën support responsible use of forest resources.

Please don't throw me away, give me to a friend or recycle me.

NOTE: Every endeavour has been made to ensure that the information and details contained in this brochure were accurate at the time of going to press March 2012. However the company reserves the right, whilst preserving the essential characteristics of the models described, to introduce at any time modifications, changes of details or equipment. Every effort will be made to bring this brochure up to date, but in order to avoid any misunderstandings please consult your Dealer. For full details of Citroën Care for Van and Driver, please see the full manufacturer's price list. The Citroën Website contains full information on all Citroën products and offers available in the UK, together with details of our environmental and recycling policies. The site address is: www.citroen.co.uk or you can contact Citroën directly via cuk_contactcentre@citroen.com

CITROËN prefers TOTAL

CITROËN UK Ltd. 221 Bath Road, Slough SL1 4BA.
www.citroen.co.uk

CRÉATIVE TECHNOLOGIE

