

# The Crown 2600 Saloon by Toyota.



It's difficult to sum up the Crown in one word. Oppulent? Yes, it's certainly that. Luxurious? Refined? All those superlatives aptly describe that special feeling you get from the superb Crown Super Saloon.

### **Crown Super Saloon**

The styling and grace of the Super Saloon is contemporary and distinguished. But it's the inside which reveals all the features that make this car the best equipped in its class.


The Crown has air-conditioning. But it's more than that. For a start there are two units. One in the front. And one in the back, complete with its own rear passenger control. And how about the Crown's unique air-purification system. You can re-circulate stale air through a purification cartridge located in the boot. So not only is your air cool, it's clean as well.

While you're cooling off you might reflect on the sumptuous cloth upholstery and full carpeting. Cloth headlining completes the living room atmosphere.

As a safety precaution, all doors in the Crown can be locked electronically from a switch on the driver's door. Should you forget, the doors lock automatically at speeds in excess of 15 m.p.h. Another Crown exclusive. To foil would-be thieves, the boot unlocks electronically from the touch of a switch and a master security switch in the glove compartment keeps everything safe and sound. To make life even tougher for the criminal element we have given you a security key which allows you to drive the car without access to either the glove box or the boot. That should make you feel easier about leaving your key with car parking attendants.







CROWN

TYPE PAUSER  
PROGRAM

WARM  
COOL

WINDSHIELD WIPER  
WASH FLUID

HEADLAMP  
TAIL LAMP

TRUCK STOPPING  
LAMP

IGNITION

CROWN

12

50 60 70 80 90

TEMPERATURE  
WATER

REEL SEAT BELT

GEAR SHIFTER

HANDBRAKE

The radio is MW/LW/FM stereo push-button and self-seeking. And incorporated as an integral unit is the auto-reverse stereo cassette player which allows you to select either side of a tape at the touch of a button. The aerial uses



the rear window heating element to discourage any potential vandals.

Other features include cigarette lighters front and rear. Ceiling controlled map lights and rear compartment light.






Headlamp and tail/stop lamp warning lights. 2 speed wipers with intermittent wash/wipe. Tuning fork type electric clock with date calendar. Illuminated ash tray. And seatbelts front and rear, to mention but a few of the standard equipment items.

Power comes from the smooth 2563 c.c. 6 cylinder engine which delivers 116 BHP (SAE NET) and a top speed of around 100 m.p.h.


The Crown comes with the new Aisin-Warner 3-speed automatic transmission to give you smooth and positive gear changing which makes light of stop-start driving.

Power assisted brakes stop you quickly and safely while the power steering makes city driving and parking, if not a pleasure, certainly a little more bearable.

The Crown Super Saloon. It has a level of luxury and sophistication that few cars can match.



0037



## SPECIFICATIONS

### Engine

Six cylinder, single o.h.c. water-cooled, seven-bearing crankshaft.

Bore and Stroke: 80.0mm x 85.0mm

Capacity: 2563cc.

Compression ratio: 9.2:1.

Max. horsepower: 116b.h.p. (SAE net) at 5,000r.p.m.

Max. torque: 143ft./lb. (SAE net) at 3,200r.p.m.

Twin-choke Aisan downdraught carburettor.

Battery: 12 volt 60 amp/hr.

Alternator: 600 watt.

### Transmission

Ratios: L1:2.450, L2:1.450, D:1.000, REV: 2.222

Torque converter ratio at stall-1.780.

### Final Drive

Hypoid bevel. Ratio 3.909.

### Performance

Max. speed-103mph.

Max. cruising-90mph.

(manufacturer's approximate figures)

### Steering

Toyota Koki power-assisted recirculating ball.

Ratio: 19.3:1 Turns lock to lock: 3.9.

### Brakes

Divided circuit hydraulic, front disc 10.5 ins with vacuum-servo assistance and proportion and bypass valve. 10.0 ins drums on the rear.

### Suspension

Independent, wishbones with coil springs and anti-roll bar on the front.

Live axle 4-link location, coil springs on the rear.

Double-acting telescopic shock absorbers.

### Wheels and Tyres

Pressed steel 5½J x 14 with 185SR14 steel braced radial ply tyres.

### Equipment

Automatic transmission. Power-assisted steering.

Full air-conditioning. Fresh air/recirculating heater with 4 speed fan and purification system. MW/LW/FM self seeking stereo radio. Twin aerials concealed in the rear window. Auto-reverse cassette player. Cigar lighters front and rear. Rear console with separate controls for radio and air conditioning. Column mounted control for headlights, side-lights and windscreen wipers—with intermittent wash/wipe facility. Low-profile windscreen wipers recessed into scuttle. Reclining front seats with adjustable and removable head restraints. Full cloth upholstery. Cloth headlining. Tinted glass. Electrically operated window lifts. Automatically engaging central door locking device. Electro-magnetic boot lock.

Warning lights for headlamp, tail or stop light failure and low brake-fluid level. Hazard warning lights. Clock with date calendar. Steering lock. Heated rear window. Collapsible steering column. Boot and under-bonnet lights. 4 separate map reading lights. Rear door warning lights. Seat belts front and rear. Glove box lamp.

### Dimensions

Wheelbase	8ft. 9.9ins.
Track Front	4ft. 8.3ins.
Track Rear	4ft. 7.1ins.
Overall Length	15ft. 7.6ins.
Overall Width	5ft. 6.7ins.
Overall Height	4ft. 8.5ins.
Ground Clearance	6.9ins.
Turning Circle (tyre)	36.0ft.
Kerb Weight	1415kg (27.86cwt.)

### Towing Capacity

-With Brake 1500kg 29.5cwt.

-Without Brake 750kg 14.7cwt.

Maximum possible towing capacities

Luggage Capacity: 13.5cu. ft.

We are constantly striving to improve our specifications. This means that details, in this brochure, while accurate at the time of printing, are subject to change. Please ask your dealer before purchase about the specific details of the car you wish to purchase or anything you are in doubt about.

# TOYOTA

Toyota (GB) Limited, 320 Purley Way, Croydon, Surrey CR9 4HB. Tel. 01-681 1921.

