



Commercial
Vehicles

The Transporter Sportline






The Transporter Sportline. Working hard never looked so good.

The Transporter Sportline is a vehicle designed to complement your lifestyle. This exciting model combines desirability and practicality with the performance of a very capable 174PS diesel engine.

Distinctive styling sets the Sportline apart. To the rear, a roof spoiler, painted bumpers and a unique badge set the tone. In profile, the visual impact of the Sportline's chrome side rails becomes apparent whilst also affording a degree of protection against sill damage. The vehicle adopts its purposeful stance with the aid of 30mm reduced Eibach suspension springs and 18" special weight-rated alloy wheels and all weather tyres. Body coloured door handles and mirrors also complement the vehicle's distinctive styling.

Sportline arguably has the most powerful impact when viewed from the front. Painted bumpers, a Projektzwo lower spoiler with integrated fog lights and chrome upper and lower grilles give the vehicle commanding road presence.



- 01** Electric windows and electrically adjustable, heated mirror controls.
- 02** Air conditioning, manually controlled for maximum comfort.
- 03** Stylish, bespoke Sportline badge.
- 04** Rear roofline spoiler, image shows spoiler fitted to standard rear wing doors, optional tailgate available.
- 05** Load area with sheet steel flooring, note how the spoiler splits when the rear doors are opened.

Available in three distinctive colours - Diamond Black pearl, Reflex Silver and Tornado Red - the Sportline is based on the Transporter T30 and is available in either long or short wheelbase, with the option of an unglazed tailgate or solid rear wing doors. The 174PS TDI engine uses the highly acclaimed PD (Pumpe Duese) diesel technology and develops a hugely impressive 400Nm of torque at 2,000rpm. Coupled with a 6-speed manual gearbox, it is the most powerful diesel engine in the Volkswagen Commercial Vehicles range.

Safety is also key, with ABS (Anti-lock Braking System), EDL (Electronic Differential Lock), TCS (Traction Control System) and EBC (Engine Braking Control) all coming as standard. A driver's airbag is also fitted as standard, as well as 3-point inertia reel seat belts on all seats to further emphasise that the desirability, practicality and performance of the Sportline is backed up with the appropriate safety measures.

From the inside, Sportline offers a well thought out, ergonomic cab. The interior provides a commanding driving position, and standard features such as height and reach adjustable seats and steering column enable passengers to create the ideal driving environment. Air conditioning is also fitted as standard to help maintain the desired temperature inside the vehicle.

Comfort is also of paramount importance with Sportline, which is why a comfort seat with armrests for the driver comes as standard. A standard dual passenger seat also offers the flexibility of an additional passenger space, if required. To further enhance an already well-appointed interior, customers also have the option of a luxurious full leather re-trim as an aftermarket enhancement. Electric windows and heated, adjustable door mirrors are fitted as standard with conveniently located controls.



- 06** Driver's comfort seat with armrests and dual passenger seat trimmed in an aftermarket leather option.
- 07** Aftermarket leather option has Sportline logo headrest.
- 08** Stylish painted bumper with Projektzwo front spoiler.
- 09** 18" Borbet alloy wheel sporting the Sportline centre caps.
- 10** Transporter Sportline showing Tornado Red and optional Reflex Silver metallic paint finishes.

Transporter Sportline standard specifications.

Body.

- 2 front doors.
- 8 securing points for roof load rack system.
- Bumpers:
 - Body-coloured.
 - Two chrome grilles, front.
- Centre wheel caps with Sportline decal.
- Chrome side rails.
- Covered sliding door guide.
- Door handles, body-coloured.
- Exterior mirrors:
 - Adjustable from outside.
 - Body-coloured.
 - Convex with lower wide angle section on passenger's side.
 - Spherical with outer wide angle section on driver's side.
- Fuel tank, lockable (80 litre capacity).
- Jack and tool kit.
- Heat reflective glass.
- Rear roofline spoiler.
- Rear wing doors without windows.
- Self-supporting and galvanised full steel body.
- Sportline badge, rear.
- Towing eyes, front screw-in and rear fixed to body.
- Underbody made up of long and cross members.

Interior equipment.

- Cab area:
 - 1 coat hook.
 - 1 hook on lower dash on front passenger side.
 - 1 open storage compartment in dash panel including mobile phone holder.
 - 2 drinks holders.
 - 2 storage compartments in dash panel beneath outer air vents.
 - 2 storage compartments in driver's door, lower holds 1.5l bottle.
 - 2 storage compartments in passenger door, lower holds 1l bottle.
 - 2 sun visors, folding and pivoted.
 - Ashtray.
- Dash mounted gear lever.
- Door panel trim – moulded plastic.
- Driver's comfort seat with armrest, height, lumbar, reach and rake adjustment.
- Dual passenger seat, with storage box, folding seat backrest.
- 'Inca' fabric seat covers.
- Interior entry steps.
- Interior light in headliner.
- Interior roof trim as headliner.
- Lockable glove compartment.
- Rubber floor covering.
- Side roof frame trim.
- Storage box integrated in interior roof headliner.
- Storage compartments in outer side of driver's seat.
- Storage net on lower dash passenger side.
- Rear:
 - 2 interior lights switchable by doors.
 - 6 load lashing rings on SWB.
 - 8 load lashing rings on LWB.
 - Grey hardboard side lining.
 - Interior entry step.
 - Interior roof trim in grey painted hardboard.
 - Rear door interior release lever.
 - Sheet steel flooring.
 - Side sliding door on left.

Functional equipment.

- 12V socket with cigarette lighter.
- Air conditioning, manually controlled.
- Electric, heated exterior mirrors.
- Electric windows.
- Heater and fresh air system with dust and pollen filter, 4-stage fresh air blower and air recirculation flap.
- Instrument panel includes:
 - Brake pad wear indicator.
 - Coolant temperature display.
 - Digital clock.
 - Fuel gauge.
 - Rev counter.
 - Speedometer with total mileage and trip counter.
 - Warning lamp for handbrake applied.
- Remote central locking with deadlocking, 2 remote keys supplied.
- Siemens VDO radio/in-dash CD/MP3 player with 4 front speakers.
- Warning buzzer for lights left on.
- Windscreen wiper with 2-speed operation, variable intermittent delay and wash/wiper system (including touch/sweep function).

Running gear.

- 18" running gear.
- Front and rear axle:
 - 30mm reduced Eibach suspension springs.
 - Anti-roll bars, front and rear.
 - Front McPherson strut suspension.
 - Independent suspension.
 - Rear miniblock springs.
 - Telescopic shock absorbers.
- Hydraulic brake system with ventilated disc brakes and ABS: Anti-lock Braking System.
- Power steering.
- Steel spare wheel.
- Tyres: 235/50 R18.
- 18" Borbet, 5-spoke, alloy wheels.

Safety and security equipment.

- 2 reversing lights.
- ABS: Anti-lock Braking System.
- Airbag, driver.
- Anti-theft protection:
 - Breaksafe steering wheel lock.
 - Electronic immobiliser 'Transponder'.
- EBC: Engine Braking Control (MSR).
- EBD: Electronic Brakeforce Distribution.
- EDL: Electronic Differential Lock.
- Fog lights, front.
- Fog light, rear.
- Halogen main headlights.
- Headlight range control.
- Head restraints, height adjustable.
- Laminated glass, windscreen with grey strip at top and tinted border between sun visors.
- Safety steering column, height and rake adjustable.
- Seat belts, height adjustment and tensioners for all outer cab seats.
- Seat belts, three point inertia reel.
- Side mounted indicators.
- Single tone horn.
- TCS: Traction Control System.

Recommended retail prices and options list.

Model	Basic retail excluding VAT £ †	Manufacturer's recommended retail prices				Insurance group**	*OTR (on the road) package includes the following: Delivery to retailer £401.28 Number plates £20.00 VAT £73.72 Road fund licence £170.00 First registration fee £38.00 Total £703.00
		VAT £ †	Total retail including VAT £ †	Total retail excluding VAT £ †	Total retail including OTR* including VAT £ †		
Transporter Sportline T30 panel van.							
SWB	174PS TDI PD	21,090.00	3,690.75	24,780.75	21,719.28	25,483.75	7E-T2
LWB	174PS TDI PD	21,540.00	3,769.50	25,309.50	22,169.28	26,012.50	7E-T2

		Manufacturer's recommended retail prices		
		Basic retail excluding VAT £ †	VAT £ †	Total retail including VAT £ †

Paint options.				
Metallic and pearl paint		440.00	77.00	517.00





Door and access options.				
Rear door pack B - tailgate without window		-135.00	-23.63	-158.63

† Calculated at 17.5% on all products.

** As advised by the Association of British Insurers (ABI).

Please see www.abi.org.uk/carinsurance for more information.

Paint colours and upholstery.

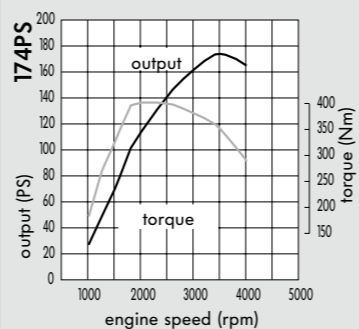
Paint	Diamond black pearl · Z4Z4 †	Reflex silver metallic · 8E8E †	Tornado red · G2G2
† Available at extra cost.			
Upholstery	 <p>Please note: the print processes do not allow exact reproduction of the paint and upholstery colours.</p>		
	Art grey inca · CS		

Technical data.

174PS TDI PD 2.5 litre

Engine and transmission.

Engine type	Transverse, water cooled in line variable turbine geometry turbocharger with intercooler
No. of cylinders	5
Cubic capacity, cm ³	2,460
Mixture preparation/injection method	Unit injector pump direct injection
Output, PS at rpm	174 at 3,500
Torque, max. Nm/rpm	400/2,000
EU exhaust emission standard	EU 3
6-speed manual gearbox	Front wheel drive
Alternator	150A
Battery	72Ah (380A)



Model	Engine	Constant 56mph (90km/h) mpg (l/100km)	Acceleration 0-62 mph	Top speed (where the law permits)
-------	--------	---------------------------------------	-----------------------	-----------------------------------

Fuel consumption and performance.

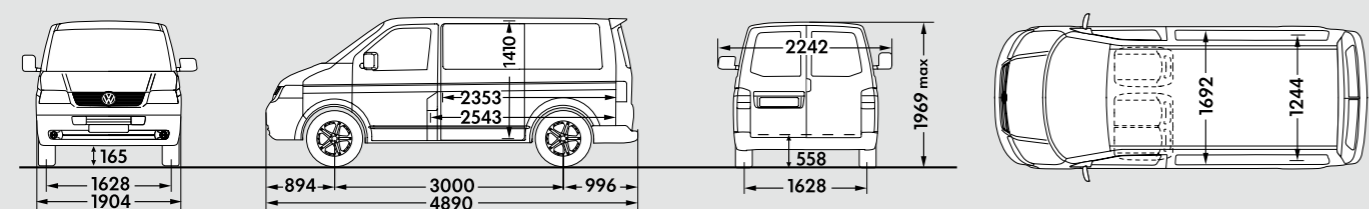
Sportline	174PS TDI PD	44.8 (6.3)	12.2	117
-----------	--------------	------------	------	-----

Wheelbase	Engine	Gross vehicle weight kg	Axle load limit front / rear kg	Trailer weight braked / unbraked* kg	Gross train weight kg	Unladen weight** kg	Payload*** kg
-----------	--------	-------------------------	---------------------------------	--------------------------------------	-----------------------	---------------------	---------------

Weights.

SWB	174PS TDI PD	3,000	1,575 / 1,625	2,500 / 750	5,200	1,872	1,128
LWB	174PS TDI PD	3,000	1,575 / 1,625	2,500 / 750	5,200	1,903	1,097

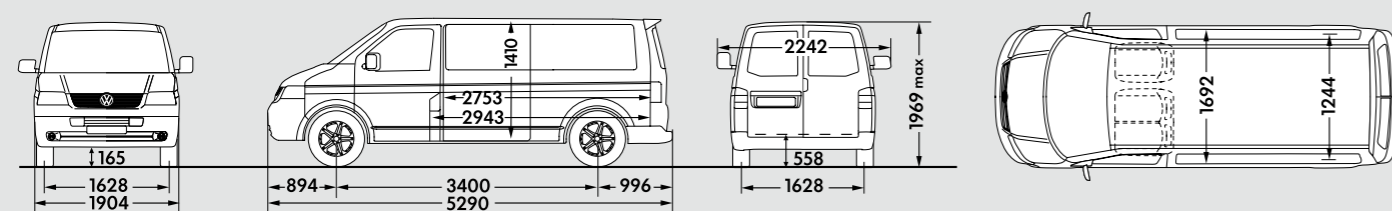
Short wheelbase (3,000mm) dimensions.



Load compartment:	Width (between wheel housings)	1,244
2,543 (l) x 1,692 (w) x 1,410 (h)	Lateral sliding door:	1,020 (w) x 1,284 (h)
area 4.3m ² volume 5.8m ³	Rear doors:	1,485 (w) x 1,305 (h)
	Turning circle	11.9m

Dimensions in mm unless otherwise indicated.

Long wheelbase (3,400mm) dimensions.



Load compartment:	Width (between wheel housings)	1,244
2,943 (l) x 1,692 (w) x 1,410 (h)	Lateral sliding door:	1,020 (w) x 1,284 (h)
area 5.0m ² volume 6.7m ³	Rear doors:	1,485 (w) x 1,305 (h)
	Turning circle	13.2m

Dimensions in mm unless otherwise indicated.

Fuel consumption figures are with 50% payload. Diesel engines are suitable for bio diesel in accordance with EN590. Roof load limit and trailer nose weight are both 100kg. *For 12% gradient. **Unladen weight includes full tank of fuel, excludes crew. ***Payload with full tank of fuel, excluding crew. Payload = gross vehicle weight - unladen weight. The height measurements listed here may vary by ±50mm depending on equipment fitted.

The Volkswagen warranty.

Three-year warranty.

All Volkswagen Transporters come with a three-year/100,000 miles warranty, which protects your vehicle against the failure of most mechanical and electrical components due to manufacturing defects. This comprises a two-year manufacturer's warranty with unlimited mileage plus a further one-year/100,000 miles (whichever is soonest) retailer warranty. Should the mileage exceed 100,000 miles within the first two years, the manufacturer's two-year warranty will still be valid. If an additional warranty for subsequent years or higher mileage is desired, it may be purchased from an authorised Volkswagen Van Centre or Van Service Centre; however, this additional warranty must be purchased before the mileage reaches 100,000. Full details of the three-year warranty are available from your authorised Volkswagen Van Centre or Van Service Centre.

Three-year Paint warranty.

The paintwork of the Transporter is covered against manufacturing defects for a period of three years. Naturally, the Transporter must be cared for in compliance with the operating instructions which will be found in your vehicle handbook. Please consult your authorised Volkswagen Van Centre or Van Service Centre for full warranty details.

12-year Body Protection warranty.

The internal body sections and panels of the Transporter are covered against rusting through from the inside for 12 years. Naturally, the Transporter must be cared for in compliance with the operating instructions. Please consult your authorised Volkswagen Van Centre or Van Service Centre for full warranty details.

Service intervals for Diesel Engines.

Volkswagen has always been dedicated to protecting the environment. That's why all Transporters come with a LongLife Service regime. The LongLife Service regime is so called because there are no set service intervals. The interval between services, depending on how you drive your vehicle and the conditions of use, can be anywhere from 9,000 miles up to a maximum of approximately 18,000 miles or 24 months (whichever comes first). The Service Interval Display in the instrument panel will indicate when a service is required.

If you would like a more traditional service regime the Transporter can be adapted by your authorised Volkswagen Van Centre or Van Service Centre to the Time/Distance regime. This can be done at the point of vehicle sale or when an inspection service is carried out. All mileages are approximate as the system uses kilometres as the distance measure. Please consult your authorised Volkswagen Van Centre or Van Service Centre for full details.

Please note: Some of the vehicles shown are fitted with optional equipment at extra charge. All data given and specifications are in accordance with information available at the time of going to print and are subject to change without notice. Vehicles not in current UK stock and customer order vehicles may take a number of weeks for delivery. Certain combinations of vehicle specifications and factory fitted extras are not compatible and therefore all orders received are subject to confirmation. Please check details and availability with an appropriate authorised Volkswagen Van Centre at the time of ordering. The Volkswagen Transporter Sportline is available through Volkswagen Van Centres.

Approved Accessories.

A comprehensive range of accessories from alloy wheels to carpet mats is available to complement the factory fitted option list. Volkswagen approved accessories purchased from and fitted by your authorised Volkswagen Van Centre at the point of vehicle sale will also benefit from the three-year vehicle warranty.

Volkswagen Insurance.

Competitive insurance premiums are available to Volkswagen owners through Volkswagen Insurance Service (Great Britain) Limited. Volkswagen Insurance guarantees that all repair work is undertaken by an authorised Volkswagen Van Centre or Van Service Centre. For a quotation, telephone Linkline on 0845 600 8006.

Extended warranty.

You may purchase additional protection from your authorised Volkswagen Van Centre or Van Service Centre, or contact 0845 9000 115.

Volkswagen Finance[†].

Volkswagen Finance offers a dedicated service to meet the needs of both the business user and the private motorist. We can help you choose the right type of finance and will tailor the package to meet your specific requirements. Please consult your authorised Volkswagen Van Centre for details.

[†]Volkswagen Finance is a trading name of Volkswagen Financial Services (UK) Limited.

Volkswagen Emergency Assistance.

Every new Transporter is registered for Volkswagen Emergency Assistance for three years. This provides vehicle recovery in the unlikely event of a breakdown (subject to conditions). Volkswagen Emergency Assistance can also be purchased for subsequent years. For full details, please contact your authorised Volkswagen Van Centre or Van Service Centre.

CO₂ Emission.

The weight of a vehicle will influence the level of CO₂ emission it produces; as a result, vehicles with higher levels of specification and factory fitted options may emit higher levels of CO₂.

The CO₂ figure quoted for each vehicle is the maximum possible. The unladen weight of the vehicle is calculated by range at the time of manufacture and the maximum possible CO₂ emission for that weight range is applied according to the Council Directive 80/1268EEC as amended by Commission Directive 1999/100/EC on the approximation of the laws of the member states relating to the carbon dioxide emissions and the fuel consumption of motor vehicles.

The Transporter Sportline

This brochure supersedes all previous publications.

5k • 0306 • CVW203TS

www.volkswagen-vans.co.uk/sportline