



The Touran

Some illustrations in this brochure do not necessarily reflect UK specifications and may not be available. In particular, controls and some items of equipment are positioned differently for the UK. The specifications contained in this brochure are for information purposes only and are subject to change. If you require any specific feature, you must consult your authorised Volkswagen retailer who is regularly updated with any change in specification. Please check model availability and full specification details with your authorised Volkswagen retailer prior to ordering.





Beautiful yet practical.

A new way of looking at things. The Touran combines good looks with good sense. A dynamic new design with a distinctive radiator grille and striking headlights means that the Touran looks better than ever. While an adaptable interior with a host of refinements helps you get on with whatever life throws at you. Whether you're going on holiday, ferrying the kids about, doing the shopping or transporting the sports team, the Touran offers a wealth of practical solutions without sacrificing on style. Discover how the Touran can open up a whole new approach to life.

Model shown is S with optional 16" 'Silverstone' alloy wheels and metallic paint.



Get a better view.

Wherever you're driving – in the countryside, by the sea or on your way to work – you'll have a better view in the Touran, thanks to the elevated seating and large windows. While the interior feels exceptionally roomy and spacious, the dimensions of the vehicle itself are surprisingly compact, providing easy manoeuvrability and parking. If you take a look at the build quality, you'll notice consistently narrow gaps between panels, ensuring not only greater rigidity and roadholding, but less wind noise and improved aerodynamics. If you want to add to the already impressive specification, a host of optional equipment includes Bi-Xenon dipped and main beam headlights and an electric glass sunroof.



Model shown is S with optional 16" 'Silverstone' alloy wheels and metallic paint.

Model shown is SE with optional metallic paint.



01

01 Model shown is SE with optional metallic paint.

Love at first sight.

Creating a car which combines flexibility and practicality with a striking and unmistakable design is no easy task, but take just one look at the Touran and you will fall in love. The design of its new front end catches the eye immediately and will make your heart beat just a little bit faster, while the dynamic design extends over its sleek bodylines to the newly designed rear tailgate with striking rear light clusters. With design features like these, it's hard not to admire its stylish beauty.




02

02 The chrome trimmed radiator grille surround and louvres complement the chrome inserts on the bumper strips and side bump strips to provide an elegant finish to the Sport's exterior.




03

03 The chrome finished anodised roof rails accommodate the roof carrier system making them extremely practical as well as an exclusive design feature. Standard on SE and Sport models.



04

04 The newly designed rear tailgate, incorporating attractive new rear light clusters.




05

05 'Atlanta' 6 1/2 x 16 alloy wheels with 205/55 R16 tyres. Optional on S and standard on SE models.



01

- 01** The Touran Sport's standard seven seat layout includes two single seats in the third row, which can be folded flush into the floor of the luggage compartment. The seat in the centre of the second row easily folds down to provide a convenient table for rear seat passengers.
- 02** The single seats of the second row are fully adjustable, enabling you to adapt the space in whatever way you need. Interior shown is Sport.



02

So many variations, the only limit is your imagination.

Whether you're planning a cosy in-car picnic or dropping into the supermarket for a major spend, the Touran's amazingly adaptable interior is ready for almost anything. The single seat system lets you fold the two seats in the third row flush into the floor of the luggage compartment. The three seats in the second row can fold down, move, slide, tip forward or be removed, either altogether or individually.

This means that you can adapt the standard seven seater into a five or two seater with the greatest of ease, should you need the extra space. Your Touran gives you up to 1,989 litres of luggage space, plus the versatility of arranging the seating to accommodate long or bulky items. In fact, with more than 500 seat variations, the only limit to what you can achieve is your imagination!

01 The front passenger backrest folds down fully for use as an extra table or to provide more load-through space for long objects. Standard on the Touran SE and Sport. Interior shown is Sport.

01

Space and comfort.

Superior ergonomics come as standard in all Volkswagens and the Touran is no exception. The spacious interior with raised seating, ample headroom and single seat system is well laid out with everything to hand. Controls and dials for standard features such as front electric windows, cruise control and remote central locking are located where they are both comfortable and easy to use.

Driving is made even more enjoyable by the very latest in-car audio equipment, air conditioning and a choice of three new upholsteries with decorative trims. And to show Volkswagen really have thought of everything, no less than 39 storage compartments and cubby holes keep everything neatly tucked away. From coins to drinks, maps to sunglasses, there's a place for everything.



Safety first.

The Touran is a vehicle designed to be practical and that practicality extends to its wide range of safety features. For a start, the front and second row of seats are equipped with no less than six airbags. These include driver's and front passenger's airbags, front seat side impact airbags and a curtain airbag system for front and second row occupants. In addition, all seven seats have three-point seat belts. For children, Volkswagen's innovative Isofix child seat mounting system is fitted on the outer seats of the second row, so children's seats with the Isofix system can be fitted securely to help provide maximum safety.

Then there are the safety features which constantly monitor driving conditions, helping you avoid hazardous situations in the first place. They include an Anti-lock Braking System (ABS) with Hydraulic Brake Assist (HBA) to prevent wheels from locking, and an Electronic Stabilisation Programme (ESP), capable of reacting within milliseconds to help restore the stability of the vehicle. What's more, the newly designed front and rear lights are fitted with integrated indicators that act as automatic hazard warning lights should you have to brake in an emergency situation.

01 Parking sensors fitted in the rear bumper monitor the distance from your vehicle to an obstacle, helping you manoeuvre in and out of parking bays. Standard on Sport and optional on S and SE models. The electric glass sunroof is optional at extra cost.



02 Pedestrian protection: larger spaces between the bonnet and the engine, plus a new special foam padding under the front bumper help to protect pedestrians in the unlikely event of a collision.



03 The driver and front passenger benefit from whiplash-optimised head restraints which help lower the risk of whiplash injuries in the event of an accident.



04 Side airbags provide greater protection for the driver and front passenger, whilst the curtain airbag system protects the front and second row passengers.



05 As well as aesthetic appeal, front fog lights provide added safety when driving in poor weather conditions. Optional on SE and standard on Sport models.



06 Should you have to brake in an emergency situation, the hazard warning lights are activated automatically, helping to give advanced warning to other road users.

Ready for action.

With up to 1,989 litres of luggage space, the Touran is ready for action at a moment's notice. The newly designed rear tailgate, incorporating attractive new rear light clusters, not only offers an aesthetic appeal, but is also ergonomically designed for ease of use. It takes no time at all to adapt the Touran for whatever you have in mind, so you can meet the demands of everyday life without thinking twice.



Model shown is SE with optional 17" 'Nardo' alloy wheels and metallic paint.

01 New, high quality 'Media' upholstery with 'Microtec' decorative inserts and an ergonomically designed three-spoke steering wheel ensures an exceptional level of interior comfort.

02 Cruise control, fitted as standard on all Tourans, enables you to maintain your selected speed at the touch of a button, from 19 mph upwards.

The Touran S.

The Touran S is stylish, practical and versatile. It is packed with a range of impressive features all fitted as standard. On the outside, the chrome-plated radiator grille surround, black roof rails and 15 inch 'Misano' alloy wheels with 195/65 R15 tyres create a look that's designed to be noticed.

Inside, the story continues. The Touran S features 'Media' upholstery and 'Microtec' decorative trim. It also contains a wealth of equipment; from electric front windows, a three-spoke steering wheel and speed sensitive power-assisted steering to a multifunction computer to provide important information about your journey. On top of this, cruise control, semi-automatic air conditioning and an 'RCD 300' radio/MP3 compatible CD player with four front speakers all ensure every journey is an enjoyable one. With ABS, ESP, three-point seat belts fitted on all seats and no less than six airbags offering maximum protection, you couldn't ask for more attention to detail.





The Touran SE.

Those with an eye for the finer things in life cannot fail to be impressed by the Touran SE. Body-coloured door handles and front and side bump strips create a sleek and streamlined body design, complemented perfectly by the stylish anodised chrome finish roof rails and 16 inch 'Atlanta' alloy wheels with 205/55 R16 tyres. The interior aesthetics co-ordinate beautifully, with 'Energy' upholstery and 'Steel finish' decorative inserts creating a feel of luxury and comfort. In addition to the exceptional specification offered by the entry level model, the Touran SE offers front comfort seats with height and lumbar adjustment including under seat drawer, dash-mounted 'RCD 500' radio with integral six CD autochanger and eight speakers, rear electric windows and a front centre armrest with storage compartment, as well as a covered storage compartment within the central instrument panel. Quality, serenity and relaxation abound, creating an ambience and calm conducive to stress-free driving. The Touran SE offers everything you could need for total driving enjoyment.

- 01 The Touran SE, with 'Energy' cloth, 'Steel finish' decorative inserts and height-adjustable front comfort seats with lumbar adjustment.
- 02 Practical drawers beneath the front seats offer useful extra storage space. Interior shown has optional leather* upholstery.

* Some parts of leather interior will contain artificial leather.





The Touran Sport.

Designed to meet the most exacting standards, the Touran Sport features highly distinctive chrome-plating on the radiator grille surround and on the louvres. The body-coloured front and side bump strips have chrome inserts and the dynamic 16 inch 'Magny Cours' alloy wheels come complete with 205/55 R16 tyres. Front fog lights, integrated within the front bumper, enhance both safety and aesthetic appeal, whilst hinting at the attention to detail within.

'Aurora' upholstery and 'Real alloy' decorative inserts set the scene inside. Chrome surrounds on the temperature and fuel gauges, and windows that are 35% tinted from the B pillar back reflect the level of detail throughout the Touran Sport. Also included in this formidable package are front sport seats with height and lumbar adjustment, an 'RCD 500' radio with integral six CD autochanger mounted in the dash and 2Zone electronic climate control. A multifunction computer provides essential information for your journey, while rear parking sensors and carpet mats front and rear complete the superior specification.



- 01** The Touran Sport with 'Aurora' interior upholstery, 'Real alloy' decorative inserts and high quality leather trimmed three-spoke steering wheel, gear knob and handbrake grip.
- 02** 16" 'Magny Cours' light alloy wheels with 205/55 R16 tyres help create the dynamic exterior of the Touran Sport.

**Nature provides millions of colours,
here are just a few.**



Models shown are S with optional 16" 'Silverstone' alloy wheels and metallic paint and SE with optional metallic paint.


Model shown is Sport with optional 17" 'Nardo' alloy wheels, Bi-Xenon headlights and metallic paint.

Paint.



* Metallic and Pearl Effect paints are optional at extra cost.
Please note: Screen technology does not allow exact reproduction of the paint colours.

Upholstery.



* Leather upholstery is optional at extra cost. Some parts of leather interior will contain artificial leather.
Please note: Screen technology does not allow exact reproduction of the upholstery colours.

Combinations.

| Upholstery | Carpets | Dashboard | Candy White (B4) | Indian Blue (F3) | Wild Cherry metallic (2K) * | Reflex Silver metallic (8E) * | Shadow Blue metallic (P6) * | Slate Grey metallic (X9) * | Mountain Grey metallic (Z3) * | Deep Black pearl effect (2T) * | Biscay Blue pearl effect (7Q) * |
|---------------------------------------|---------|-----------|------------------|------------------|-----------------------------|-------------------------------|-----------------------------|----------------------------|-------------------------------|--------------------------------|---------------------------------|
| | | | | | | | | | | | |
| S 'Media' cloth | ● | | | | | | | | | | |
| Anthracite (AE) | | Black | Anthracite | ● | ● | ● | ● | ● | ● | ● | ● |
| SE 'Energy' cloth | ● | | | | | | | | | | |
| Titan Black (CN) | | Black | Anthracite | ● | ● | ● | ● | ● | ● | ● | ● |
| Art Grey (CP) | | Black | Anthracite | ● | ● | ● | ● | ● | ● | ● | ● |
| Sport 'Aurora' cloth | ● | | | | | | | | | | |
| Anthracite (DT) | | Black | Anthracite | ● | ● | ● | ● | ● | ● | ● | ● |
| Latte (DV) | | Black | Anthracite | ● | ● | ● | ● | ● | ● | ● | ● |
| Nappa leather*† | ○ | | | | | | | | | | |
| Latte (YR) | | Black | Anthracite | ○ | ○ | ○ | ○ | ○ | ○ | ○ | ○ |
| Anthracite (YV) | | Black | Anthracite | ○ | ○ | ○ | ○ | ○ | ○ | ○ | ○ |

* Metallic and Pearl Effect paints and leather upholstery are optional at extra cost.
 † Some parts of leather interior will contain artificial leather.

● Standard.
 ○ Optional at extra cost.



Enjoy the freedom to choose.



Interior shown is Sport with optional DVD touch-screen navigation/radio system and Winter pack.

Optional equipment.

05 The Touran features Volkswagen's latest generation navigation/radio system, this new DVD based navigation unit not only delivers perfect sound quality but it can also guide you to your destination. A 6½" high resolution, touch screen colour display shows a perspective (birds-eye) view of your mapped route, in addition, landmarks, intersection zoom, points of interest and a route list can all be viewed in split screen mode. As well as featuring the latest in processor technology, resulting in quick route calculations this sophisticated system features a 30 GB hard drive to buffer the navigation data as well as store the driver's favourite audio and video files (i.e. MP3, WMA, DVD video data files), the integrated DVD drive and SD (Secure Digital) card reader also allow the playback of such audio and video files. Completing the multimedia experience is the ability to connect an external multimedia devices (e.g. iPod and USB) via the AUX-in socket. This option can also be specified with an armrest-mounted six CD autochanger. DVD satellite navigation systems may not be available in conjunction with certain options, please consult your Volkswagen retailer for full details.



- 01** The 2Zone electronic climate control air conditioning, which is standard on Sport and optional on S and SE models, maintains a constant preset temperature and has two zones for the driver and front passenger. Heated front seats are part of the Winter pack which is optional on all models.
- 02** As well as aesthetic appeal, front fog lights provide added safety when driving in poor weather conditions. Optional on SE and standard on Sport models.

- 03** When transporting loose items, the optional luggage restraint/net partition helps protect passengers. Interior shown features optional leather* upholstery. Optional on all models.
- 04** The optional 'Nappa' leather* upholstery features heated leather trimmed sports seats for the driver and front seat passenger. Optional on SE and Sport models.

- 06** The radio system 'RCD 500' including dash-mounted six CD autochanger will provide hours of uninterrupted music. Optional on S and standard on SE and Sport models.
- 07** iPod preparation, mounted in the front centre armrest, allows you to link your iPod to the vehicle's audio system. Controls are then provided through the vehicle's radio keypad or optional multifunction steering wheel. Optional on all models.

- 08** The Winter pack includes heated front seats, heated windscreen washer jets, a low screenwash level indicator and headlight washers. Optional on all models.

* Please note, some parts of leather interior will contain artificial leather.



01 The parking sensors fitted in the rear bumper monitor the distance from your vehicle to an obstacle, helping you manoeuvre in and out of parking bays. An acoustic signal will warn you as an obstacle becomes closer. Optional on S and SE and standard on Sport models.


02-03 The Convenience pack includes a coming/leaving home lighting function. The headlights and door mirror indicators illuminate at night-time helping you to find your way in the dark. The pack also includes a rain sensor that will sense moisture and switch on the wipers and an automatically dimming interior rear-view mirror to prevent dazzle from following cars. Optional on all models.

04 The tilt and slide electric glass sunroof is extremely easy to use. Simply turn the automatic function to your desired setting. It also includes a sunblind for added comfort. Optional on all models.


Alloy wheels.




01 'Misano' 6½J x 15 alloy wheels with 195/65 R15 tyres. Standard on S models.




02 'Atlanta' 6½J x 16 alloy wheels with 205/55 R16 tyres. Optional on S and standard on SE models.



03 'Magny Cours' 6½J x 16 alloy wheels with 205/55 R16 tyres. Standard on Sport models.



04 'Silverstone' 6J x 16 alloy wheels with 205/55 R16 run-flat tyres. Optional on all models.



05 'Nardo' 7J x 17 alloy wheels with 225/45 R17 tyres. Optional on SE and Sport models.

**Powerful performance
that needn't cost the earth.**



Model shown is Sport with optional 17" 'Nardo' alloy wheels, Bi-Xenon headlights and metallic paint.

[Practicality](#) | [Interior](#) | [Safety](#) | [Models](#) | [Colours & Upholstery](#) | [Equipment](#) | **[Engines](#)** | [Technology](#) | [Service](#)

[1.6 ltr 102 PS](#) | [1.4 ltr TSI 140 PS](#) | [1.9 ltr TDI 90 PS](#) | [1.9 ltr TDI 105 PS](#) | [2.0 ltr TDI 140 PS](#) | [2.0 ltr TDI DPF 170 PS](#)

[Print](#) | [Exit](#) | [◀](#) | [▶](#)



01

Your instinct is for power, but your head tells you economy. And your conscience says environment. Luckily, we've got a solution. Thanks to Volkswagen's leading-edge engine technology, the new Touran delivers exceptional performance, has impressively low fuel consumption and is more environmentally friendly than ever.

TSI technology

New TSI technology brings an exciting new engine design, unique to Volkswagen, that combines power and economy. This 'Twincharger' engine features a mechanically-driven supercharger and an exhaust-driven turbocharger, which in tandem effectively eliminate turbo lag. The belt-driven supercharger operates at low speeds, while the turbocharger activates as the engine speed increases. This results in an impressive drive and excellent performance throughout the engine's rev range with no turbo lag, continuous power and high maximum torque. Incorporated into the TSI engine is FSI technology, whereby fuel is injected directly into the combustion chamber under high pressure. The benefit of this technology is that it burns only the exact amount of fuel required, helping to reduce fuel consumption. The 1.4 litre TSI engine that powers the Touran produces 140 PS at 5,600 rpm, offering impressive performance and dynamic power whilst still returning an economical 38.2 mpg on the Combined cycle* and a CO₂ emission of just 176 g/km.

TDI power

The Touran is available with a choice of four TDI engines, each utilising high pressure, direct diesel injection to achieve excellent torque while minimising fuel consumption and emission levels. There are two 1.9 litre TDI units, producing a healthy 90 PS, or a more impressive 105 PS. The 2.0 litre TDI produces a powerful 140 PS and, along with the 1.9 litre 105 PS engine, can be fitted with an optional Diesel Particulate Filter (DPF) to further reduce emissions. Or choose the range-topping 2.0 litre TDI DPF 170 PS, which delivers phenomenal performance and comes complete with DPF and the Winter Driving Programme, which prevents wheel skid on slippery surfaces through controlled acceleration and power transfer.

Depending which engine you choose, you can select either a five or six speed manual gearbox, or the highly innovative DSG Direct Shift Gearbox. (Winter Driving Programme is fitted as standard with DSG gearboxes.)

* Please see the engines section for CO₂ emissions and fuel consumption figures.



02

- 01 TSI technology – combined supercharger and turbocharger in one unit.
- 02 The TDI delivers excellent all-round performance.

S – 1.6 litre 102 PS. Technical specification.

| | | Manual | |
|-------------------------------------------------|---------------------------------------------------------------|----------------------------------|--|
| Engine | Engine type | Four cylinder petrol | |
| | Cubic capacity, ltrs/cc | 1.6/1595 | |
| | Max. output, PS ⁽⁰¹⁾ /kW at rpm | 102/75 5600 | |
| | Max. torque, lbs.ft/Nm at rpm | 109/148 3800 | |
| | Gearbox | Five speed manual | |
| Weights, kgs ⁽⁰²⁾ | Unladen weight ⁽⁰³⁾ | 1468 | |
| | Gross vehicle weight | 2140 | |
| | Payload ⁽⁰³⁾ | 672 | |
| | Axle load limit: Front | 1060 | |
| | Rear | 1140 | |
| Trailer load limits, kgs ⁽⁰⁴⁾ | Braked 12% incline | 1200 | |
| | Unbraked | 750 | |
| | Max. roof load | 100 | |
| Performance | Top speed†, mph (km/h) | 111 (179) | |
| | Acceleration, secs 0 - 62 mph | 12.9 | |
| | ABI insurance group | 6 | |
| Environmental information | Fuel grade, minimum | Unleaded, 95 RON ⁽⁰⁵⁾ | |
| | Official fuel consumption, mpg/ltr per 100 km ⁽⁰⁷⁾ | | |
| | Urban | 25.7/11.0 | |
| | Extra-urban | 43.5/6.5 | |
| | Combined | 34.9/8.1 | |
| | Official CO ₂ emission, g/km ⁽⁰⁸⁾ | 193 | |
| | Emission class | EURO 4 | |
| Noise, dB | 73.0 | | |

† Where the law permits.

Notes.

- 01 The maximum power output figures are quoted in PS (or Pferdestärke, which is the metric equivalent of horsepower). To convert from metric to imperial horsepower, divide the PS figure by 1.0139.
- 02 Figures shown are for the seven seater.
- 03 Figures are calculated in accordance with manufacturer's criteria. Vehicle unladen weight ranges with 90% tank capacity without driver. The individual unladen weight depends on the specification of the vehicle, this then reduces the possible payload accordingly.
- 04 With increasing altitude the engine performance diminishes. From 1,000 m above sea level and for every 1,000 m thereafter 10% of the vehicle/trailer weight (trailer weight + gross vehicle weight) must be deducted.
- 05 Thanks to the knock control, unleaded four star (at least 95 RON) can be used instead of Super plus unleaded. In order to achieve maximum fuel consumption benefits on the FSI engine, Ultra Low Sulphur Petrol (ULSP) must be used.
- 06 The use of RME and FAME (bio diesel) is not possible.
- 07 Official fuel consumption according to EU Directive 99/94. The consumption calculation according to 1999/100/EC is based on the actual unladen weight of the vehicle. Additional specifications can lead to a higher weight class and hence to consumption figures of this higher weight class. The driving style, road and traffic conditions, environmental influences and vehicle condition can in practice lead to consumption figures, which may differ from those calculated with this standard.
- 08 Increased weight of a vehicle, including higher trim levels and the addition of options will have a detrimental influence on the level of fuel consumption and CO₂ emissions produced. The CO₂ and fuel consumption figures are obtained from tests on a representative vehicle of the type, conducted and approved in accordance with Council Directive 80/1268/EEC as amended by Directive 1999/100/EC (or later) on the approximation of the laws of the member states relating to the carbon dioxide emissions and the fuel consumption of motor vehicles.

SE – 1.4 litre TSI 140 PS. Technical specification.

| | | Manual | Automatic DSG |
|------------------------------------------------|---------------------------------------------------------------|----------------------------------|----------------------------------|
| Engine | Engine type | Four cylinder petrol | Four cylinder petrol |
| | Cubic capacity, ltrs/cc | 1.4/1390 | 1.4/1390 |
| | Max. output, PS ⁽⁰¹⁾ /kW at rpm | 140/103 5600 | 140/103 5600 |
| | Max. torque, lbs.ft/Nm at rpm | 162/220 1500-4000 | 162/220 1500-4000 |
| | Gearbox | Six speed manual | Six speed auto DSG |
| Weights, kgs⁽⁰²⁾ | Unladen weight ⁽⁰³⁾ | 1524 | 1546 |
| | Gross vehicle weight | 2200 | 2220 |
| | Payload ⁽⁰³⁾ | 676 | 674 |
| | Axle load limit: Front | 1110 | 1130 |
| | Rear | 1150 | 1150 |
| Trailer load limits, kgs⁽⁰⁴⁾ | Braked 12% incline | 1500 | 1500 |
| | Unbraked | 750 | 750 |
| | Max. roof load | 100 | 100 |
| Performance | Top speed†, mph (km/h) | 124 (200) | 123 (198) |
| | Acceleration, secs 0 - 62 mph | 9.8 | 9.7 |
| | ABI insurance group | 9 | 9 |
| Environmental information | Fuel grade, minimum | Unleaded, 95 RON ⁽⁰⁵⁾ | Unleaded, 95 RON ⁽⁰⁵⁾ |
| | Official fuel consumption, mpg/ltr per 100 km ⁽⁰⁷⁾ | | |
| | Urban | 29.1/9.7 | 27.7/10.2 |
| | Extra-urban | 46.3/6.1 | 46.3/6.1 |
| | Combined | 38.2/7.4 | 37.7/7.5 |
| | Official CO ₂ emission, g/km ⁽⁰⁸⁾ | 176 | 179 |
| | Emission class | EURO 4 | EURO 4 |
| Noise, dB | 72.0 | 69.0 | |

† Where the law permits.

Notes.

- 01 The maximum power output figures are quoted in PS (or Pferdestärke, which is the metric equivalent of horsepower). To convert from metric to imperial horsepower, divide the PS figure by 1.0139.
- 02 Figures shown are for the seven seater.
- 03 Figures are calculated in accordance with manufacturer's criteria. Vehicle unladen weight ranges with 90% tank capacity without driver. The individual unladen weight depends on the specification of the vehicle, this then reduces the possible payload accordingly.
- 04 With increasing altitude the engine performance diminishes. From 1,000 m above sea level and for every 1,000 m thereafter 10% of the vehicle/trailer weight (trailer weight + gross vehicle weight) must be deducted.
- 05 Thanks to the knock control, unleaded four star (at least 95 RON) can be used instead of Super plus unleaded. In order to achieve maximum fuel consumption benefits on the FSI engine, Ultra Low Sulphur Petrol (ULSP) must be used.
- 06 The use of RME and FAME (bio diesel) is not possible.
- 07 Official fuel consumption according to EU Directive 99/94. The consumption calculation according to 1999/100/EC is based on the actual unladen weight of the vehicle. Additional specifications can lead to a higher weight class and hence to consumption figures of this higher weight class. The driving style, road and traffic conditions, environmental influences and vehicle condition can in practice lead to consumption figures, which may differ from those calculated with this standard.
- 08 Increased weight of a vehicle, including higher trim levels and the addition of options will have a detrimental influence on the level of fuel consumption and CO₂ emissions produced. The CO₂ and fuel consumption figures are obtained from tests on a representative vehicle of the type, conducted and approved in accordance with Council Directive 80/1268/EEC as amended by Directive 1999/100/EC (or later) on the approximation of the laws of the member states relating to the carbon dioxide emissions and the fuel consumption of motor vehicles.

S – 1.9 litre TDI 90 PS. Technical specification.

| | | Manual | |
|-------------------------------------------------|---------------------------------------------------------------|--------------------------------|--|
| Engine | Engine type | Four cylinder diesel | |
| | Cubic capacity, ltrs/cc | 1.9/1896 | |
| | Max. output, PS ⁽⁰¹⁾ /kW at rpm | 90/66 4000 | |
| | Max. torque, lbs.ft/Nm at rpm | 155/210 1800-2500 | |
| | Gearbox | Six speed manual | |
| Weights, kgs ⁽⁰²⁾ | Unladen weight ⁽⁰³⁾ | 1539 | |
| | Gross vehicle weight | 2210 | |
| | Payload ⁽⁰³⁾ | 671 | |
| | Axle load limit: Front | 1130 | |
| | Rear | 1140 | |
| Trailer load limits, kgs ⁽⁰⁴⁾ | Braked 12% incline | 1300 | |
| | Unbraked | 750 | |
| | Max. roof load | 100 | |
| Performance | Top speed†, mph (km/h) | 106 (171) | |
| | Acceleration, secs 0 - 62 mph | 14.9 | |
| | ABI insurance group | 6 | |
| Environmental information | Fuel grade, minimum | Diesel Non DPF ⁽⁰⁶⁾ | |
| | Official fuel consumption, mpg/ltr per 100 km ⁽⁰⁷⁾ | | |
| | Urban | 37.7/7.5 | |
| | Extra-urban | 53.3/5.3 | |
| | Combined | 47.1/6.0 | |
| | Official CO ₂ emission, g/km ⁽⁰⁸⁾ | 158 | |
| | Emission class | EURO 4 | |
| Noise, dB | 73.0 | | |

† Where the law permits.

Notes.

- 01 The maximum power output figures are quoted in PS (or Pferdestärke, which is the metric equivalent of horsepower). To convert from metric to imperial horsepower, divide the PS figure by 1.0139.
- 02 Figures shown are for the seven seater.
- 03 Figures are calculated in accordance with manufacturer's criteria. Vehicle unladen weight ranges with 90% tank capacity without driver. The individual unladen weight depends on the specification of the vehicle, this then reduces the possible payload accordingly.
- 04 With increasing altitude the engine performance diminishes. From 1,000 m above sea level and for every 1,000 m thereafter 10% of the vehicle/trailer weight (trailer weight + gross vehicle weight) must be deducted.
- 05 Thanks to the knock control, unleaded four star (at least 95 RON) can be used instead of Super plus unleaded. In order to achieve maximum fuel consumption benefits on the FSI engine, Ultra Low Sulphur Petrol (ULSP) must be used.
- 06 The use of RME and FAME (bio diesel) is not possible.
- 07 Official fuel consumption according to EU Directive 99/94. The consumption calculation according to 1999/100/EC is based on the actual unladen weight of the vehicle. Additional specifications can lead to a higher weight class and hence to consumption figures of this higher weight class. The driving style, road and traffic conditions, environmental influences and vehicle condition can in practice lead to consumption figures, which may differ from those calculated with this standard.
- 08 Increased weight of a vehicle, including higher trim levels and the addition of options will have a detrimental influence on the level of fuel consumption and CO₂ emissions produced. The CO₂ and fuel consumption figures are obtained from tests on a representative vehicle of the type, conducted and approved in accordance with Council Directive 80/1268/EEC as amended by Directive 1999/100/EC (or later) on the approximation of the laws of the member states relating to the carbon dioxide emissions and the fuel consumption of motor vehicles.

S, SE – 1.9 litre TDI 105 PS.

Technical specification.

| | | Manual | |
|-------------------------------------------------|---------------------------------------------------------------|--------------------------------|--|
| Engine | Engine type | Four cylinder diesel | |
| | Cubic capacity, ltrs/cc | 1.9/1896 | |
| | Max. output, PS ⁽⁰¹⁾ /kW at rpm | 105/77 4000 | |
| | Max. torque, lbs.ft/Nm at rpm | 185/250 1900 | |
| | Gearbox | Six speed manual | |
| Weights, kgs ⁽⁰²⁾ | Unladen weight ⁽⁰³⁾ | 1539 | |
| | Gross vehicle weight | 2210 | |
| | Payload ⁽⁰³⁾ | 671 | |
| | Axle load limit: Front Rear | 1130 1140 | |
| Trailer load limits, kgs ⁽⁰⁴⁾ | Braked 12% incline | 1500 | |
| | Unbraked | 750 | |
| | Max. roof load | 100 | |
| Performance | Top speed†, mph (km/h) | 111 (179) | |
| | Acceleration, secs 0 - 62 mph | 13.2 | |
| | ABI insurance group | 6 | |
| Environmental information | Fuel grade, minimum | Diesel Non DPF ⁽⁰⁶⁾ | |
| | Official fuel consumption, mpg/ltr per 100 km ⁽⁰⁷⁾ | | |
| | Urban | 38.2/7.4 | |
| | Extra-urban | 54.3/5.2 | |
| | Combined | 47.9/5.9 | |
| | Official CO ₂ emission, g/km ⁽⁰⁸⁾ | 156 | |
| | Emission class | EURO 4 | |
| | Noise, dB | 72.0 | |
| | Fuel grade, minimum | Diesel DPF ⁽⁰⁶⁾ | |
| | Official fuel consumption, mpg/ltr per 100 km ⁽⁰⁷⁾ | | |
| | Urban | 37.7/7.5 | |
| | Extra-urban | 54.3/5.2 | |
| | Combined | 47.1/6.0 | |
| | Official CO ₂ emission, g/km ⁽⁰⁸⁾ | 158 | |
| | Emission class | EURO 4 | |
| Noise, dB | 73.0 | | |

† Where the law permits.

Notes.

- 01 The maximum power output figures are quoted in PS (or Pferdestärke, which is the metric equivalent of horsepower). To convert from metric to imperial horsepower, divide the PS figure by 1.0139.
- 02 Figures shown are for the seven seater.
- 03 Figures are calculated in accordance with manufacturer's criteria. Vehicle unladen weight ranges with 90% tank capacity without driver. The individual unladen weight depends on the specification of the vehicle, this then reduces the possible payload accordingly.
- 04 With increasing altitude the engine performance diminishes. From 1,000 m above sea level and for every 1,000 m thereafter 10% of the vehicle/trailer weight (trailer weight + gross vehicle weight) must be deducted.
- 05 Thanks to the knock control, unleaded four star (at least 95 RON) can be used instead of Super plus unleaded. In order to achieve maximum fuel consumption benefits on the FSI engine, Ultra Low Sulphur Petrol (ULSP) must be used.
- 06 The use of RME and FAME (bio diesel) is not possible.
- 07 Official fuel consumption according to EU Directive 99/94. The consumption calculation according to 1999/100/EC is based on the actual unladen weight of the vehicle. Additional specifications can lead to a higher weight class and hence to consumption figures of this higher weight class. The driving style, road and traffic conditions, environmental influences and vehicle condition can in practice lead to consumption figures, which may differ from those calculated with this standard.
- 08 Increased weight of a vehicle, including higher trim levels and the addition of options will have a detrimental influence on the level of fuel consumption and CO₂ emissions produced. The CO₂ and fuel consumption figures are obtained from tests on a representative vehicle of the type, conducted and approved in accordance with Council Directive 80/1268/EEC as amended by Directive 1999/100/EC (or later) on the approximation of the laws of the member states relating to the carbon dioxide emissions and the fuel consumption of motor vehicles.

SE, Sport – 2.0 litre TDI 140 PS.

Technical specification.

| | | Manual | Automatic DSG |
|-------------------------------------------------|---------------------------------------------------------------|--------------------------------|--------------------------------|
| Engine | Engine type | Four cylinder diesel | Four cylinder diesel |
| | Cubic capacity, ltrs/cc | 2.0/1968 | 2.0/1968 |
| | Max. output, PS ⁽⁰¹⁾ /kW at rpm | 140/103 4000 | 140/103 4000 |
| | Max. torque, lbs.ft./Nm at rpm | 236/320 1750-2500 | 236/320 1750-2500 |
| | Gearbox | Six speed manual | Six speed auto DSG |
| Weights, kgs ⁽⁰²⁾ | Unladen weight ⁽⁰³⁾ | 1600 | 1634 |
| | Gross vehicle weight | 2260 | 2290 |
| | Payload ⁽⁰³⁾ | 660 | 656 |
| | Axle load limit: Front Rear | 1160 1160 | 1190 1160 |
| Trailer load limits, kgs ⁽⁰⁴⁾ | Braked 12% incline | 1500 | 1500 |
| | Unbraked | 750 | 750 |
| | Max. roof load | 100 | 100 |
| Performance | Top speed†, mph (km/h) | 124 (200) | 123 (198) |
| | Acceleration, secs 0 - 62 mph | 10.2 | 10.3 |
| | ABI insurance group | 9 | 9 |
| Environmental information | Fuel grade, minimum | Diesel Non DPF ⁽⁰⁶⁾ | Diesel Non DPF ⁽⁰⁶⁾ |
| | Official fuel consumption, mpg/ltr per 100 km ⁽⁰⁷⁾ | | |
| | Urban | 37.2/7.6 | 34.0/8.3 |
| | Extra-urban | 54.3/5.2 | 52.3/5.4 |
| | Combined | 47.1/6.0 | 43.5/6.5 |
| | Official CO ₂ emission, g/km ⁽⁰⁸⁾ | 159 | 172 |
| | Emission class | EURO 4 | EURO 4 |
| | Noise, dB | 72.0 | 71.0 |
| | Fuel grade, minimum | Diesel DPF ⁽⁰⁶⁾ | Diesel DPF ⁽⁰⁶⁾ |
| | Official fuel consumption, mpg/ltr per 100 km ⁽⁰⁷⁾ | | |
| | Urban | 36.7/7.7 | 32.8/8.6 |
| | Extra-urban | 53.3/5.3 | 50.4/5.6 |
| | Combined | 46.3/6.1 | 42.2/6.7 |
| | Official CO ₂ emission, g/km ⁽⁰⁸⁾ | 161 | 177 |
| | Emission class | EURO 4 | EURO 4 |
| Noise, dB | 71.0 | 72.0 | |

† Where the law permits.

Notes.

- 01 The maximum power output figures are quoted in PS (or Pferdestärke, which is the metric equivalent of horsepower). To convert from metric to imperial horsepower, divide the PS figure by 1.0139.
- 02 Figures shown are for the seven seater.
- 03 Figures are calculated in accordance with manufacturer's criteria. Vehicle unladen weight ranges with 90% tank capacity without driver. The individual unladen weight depends on the specification of the vehicle, this then reduces the possible payload accordingly.
- 04 With increasing altitude the engine performance diminishes. From 1,000 m above sea level and for every 1,000 m thereafter 10% of the vehicle/trailer weight (trailer weight + gross vehicle weight) must be deducted.
- 05 Thanks to the knock control, unleaded four star (at least 95 RON) can be used instead of Super plus unleaded. In order to achieve maximum fuel consumption benefits on the FSI engine, Ultra Low Sulphur Petrol (ULSP) must be used.
- 06 The use of RME and FAME (bio diesel) is not possible.
- 07 Official fuel consumption according to EU Directive 99/94. The consumption calculation according to 1999/100/EC is based on the actual unladen weight of the vehicle. Additional specifications can lead to a higher weight class and hence to consumption figures of this higher weight class. The driving style, road and traffic conditions, environmental influences and vehicle condition can in practice lead to consumption figures, which may differ from those calculated with this standard.
- 08 Increased weight of a vehicle, including higher trim levels and the addition of options will have a detrimental influence on the level of fuel consumption and CO₂ emissions produced. The CO₂ and fuel consumption figures are obtained from tests on a representative vehicle of the type, conducted and approved in accordance with Council Directive 80/1268/EEC as amended by Directive 1999/100/EC (or later) on the approximation of the laws of the member states relating to the carbon dioxide emissions and the fuel consumption of motor vehicles.

Sport – 2.0 litre TDI DPF 170 PS. Technical specification.

| | | Manual | Automatic DSG |
|-------------------------------------------------|---------------------------------------------------------------|----------------------------|----------------------------|
| Engine | Engine type | Four cylinder diesel | Four cylinder diesel |
| | Cubic capacity, ltrs/cc | 2.0/1968 | 2.0/1968 |
| | Max. output, PS ⁽⁰¹⁾ /kW at rpm | 170/125 4200 | 170/125 4200 |
| | Max. torque, lbs.ft/Nm at rpm | 258/350 1750-2500 | 258/350 1750-2500 |
| | Gearbox | Six speed manual | Six speed auto DSG |
| Weights, kgs ⁽⁰²⁾ | Unladen weight ⁽⁰³⁾ | 1597 | 1631 |
| | Gross vehicle weight | 2270 | 2300 |
| | Payload ⁽⁰³⁾ | 673 | 669 |
| | Axle load limit: Front | 1170 | 1200 |
| | Rear | 1160 | 1160 |
| Trailer load limits, kgs ⁽⁰⁴⁾ | Braked 12% incline | 1600 | 1600 |
| | Unbraked | 750 | 750 |
| | Max. roof load | 100 | 100 |
| Performance | Top speed†, mph (km/h) | 133 (214) | 132 (212) |
| | Acceleration, secs 0 - 62 mph | 9.0 | 9.1 |
| | ABI insurance group | 12 | 12 |
| Environmental information | Fuel grade, minimum | Diesel DPF ⁽⁰⁶⁾ | Diesel DPF ⁽⁰⁶⁾ |
| | Official fuel consumption, mpg/ltr per 100 km ⁽⁰⁷⁾ | | |
| | Urban | 33.2/8.5 | 32.5/8.7 |
| | Extra-urban | 50.4/5.6 | 48.7/5.8 |
| | Combined | 42.8/6.6 | 40.9/6.9 |
| | Official CO ₂ emission, g/km ⁽⁰⁸⁾ | 174 | 182 |
| | Emission class | EURO 4 | EURO 4 |
| Noise, dB | 75.0 | 69.0 | |

† Where the law permits.

Notes.

- 01 The maximum power output figures are quoted in PS (or Pferdestärke, which is the metric equivalent of horsepower). To convert from metric to imperial horsepower, divide the PS figure by 1.0139.
- 02 Figures shown are for the seven seater.
- 03 Figures are calculated in accordance with manufacturer's criteria. Vehicle unladen weight ranges with 90% tank capacity without driver. The individual unladen weight depends on the specification of the vehicle, this then reduces the possible payload accordingly.
- 04 With increasing altitude the engine performance diminishes. From 1,000 m above sea level and for every 1,000 m thereafter 10% of the vehicle/trailer weight (trailer weight + gross vehicle weight) must be deducted.
- 05 Thanks to the knock control, unleaded four star (at least 95 RON) can be used instead of Super plus unleaded. In order to achieve maximum fuel consumption benefits on the FSI engine, Ultra Low Sulphur Petrol (ULSP) must be used.
- 06 The use of RME and FAME (bio diesel) is not possible.
- 07 Official fuel consumption according to EU Directive 99/94. The consumption calculation according to 1999/100/EC is based on the actual unladen weight of the vehicle. Additional specifications can lead to a higher weight class and hence to consumption figures of this higher weight class. The driving style, road and traffic conditions, environmental influences and vehicle condition can in practice lead to consumption figures, which may differ from those calculated with this standard.
- 08 Increased weight of a vehicle, including higher trim levels and the addition of options will have a detrimental influence on the level of fuel consumption and CO₂ emissions produced. The CO₂ and fuel consumption figures are obtained from tests on a representative vehicle of the type, conducted and approved in accordance with Council Directive 80/1268/EEC as amended by Directive 1999/100/EC (or later) on the approximation of the laws of the member states relating to the carbon dioxide emissions and the fuel consumption of motor vehicles.

The technology.

Engines

- Front transversely-mounted engine
- 1.6 litre/102 PS ⁽⁰¹⁾ (75 kW) petrol engine. Four cylinder in-line engine, aluminium cylinder head, two valves per cylinder with roller rocker valves, programmed ignition with cylinder-selective anti-knock control, four single spark ignition coils, Longlife spark plugs, exhaust gas recirculation, three-way front catalyst, lambda control
- 1.4 litre/140 PS ⁽⁰¹⁾ (103 kW) petrol engine. TSI engine with dual-charging, double injection catalytic converter heating, turbocharger with waste gate, additional mechanical supercharger, intercooler, maintenance-free timing chain, continuous inlet camshaft timing adjustment, grey cast iron cylinder block, steel crankshaft, duo-centric oil pump, dual-circuit cooling system, fuel system regulated according to requirements, high-pressure fuel pump with a delivery pressure of up to 150 bar, four valves per cylinder
- 1.9 litre/90 PS ⁽⁰¹⁾ (66 kW) diesel engine. Four cylinder in-line engine, cast iron cylinder block, two valves per cylinder, electronically controlled direct injection with pump injector unit ('Pumpe Düse'), oil cooler, intercooler, exhaust gas recirculation, turbocharger with variable turbine geometry, catalytic converter
- 1.9 litre/105 PS ⁽⁰¹⁾ (77 kW) diesel engine. Four cylinder in-line engine, cast iron cylinder block, two valves per cylinder, electronically controlled direct injection with pump injector unit ('Pumpe Düse'), oil cooler, intercooler, exhaust gas recirculation, turbocharger with variable turbine geometry, catalytic converter or catalytic coated diesel particulate filter (DPF)
- 2.0 litre/140 PS ⁽⁰¹⁾ (103 kW) diesel engine. Four cylinder in-line engine, cast iron cylinder block, four valves per cylinder (two valves per cylinder with DPF), electronically controlled direct injection with pump injector unit ('Pumpe Düse'), oil cooler, intercooler, exhaust gas recirculation, turbocharger with variable turbine geometry, catalytic converter or catalytic coated diesel particulate filter (DPF)
- 2.0 litre/170 PS ⁽⁰¹⁾ (125 kW) diesel engine. Four cylinder in-line engine, cast iron cylinder block, four valves per cylinder, electronically controlled direct injection with pump injector unit ('Pumpe Düse'), oil cooler, intercooler, exhaust gas recirculation, turbocharger with variable turbine geometry, catalytic coated diesel particulate filter (DPF)

⁰¹ The maximum power output figures are quoted in PS (or Pferdestärke, which is the metric equivalent of horsepower). To convert from metric to imperial horsepower, divide the PS figure by 1.0139.

Transmission

- Front-wheel drive
- Five speed manual gearbox: 1.6 litre 102 PS
- Six speed manual gearbox: all models except 1.6 litre 102 PS
- Six speed automatic DSG gearbox: 1.4 litre TSI 140 PS, 2.0 litre TDI 140 PS, 2.0 litre TDI DPF 170 PS

Steering

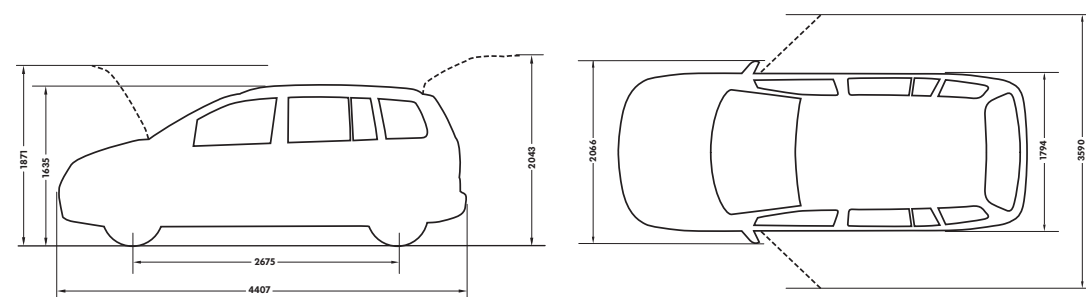
- Maintenance-free rack and pinion steering rack with speed related, electronically controlled servo assistance
- Height and reach adjustable and collapsible safety steering column

Running gear

- Front suspension uses coil springs with telescopic shock absorbers; all elements integrated in chassis legs
- Rear suspension with oil pressure shock absorbers and separate springs
- Wheel control: front through chassis legs and (lower) triangular wishbones (directionally stabilising steering roll radius), at rear through four link suspension with integrated anti-roll bar
- Front anti-roll bar
- Electronic Stabilisation Programme (ESP) including Hydraulic Brake Assist (HBA), Electronic Differential Lock (EDL) and Traction Control (ASR)

Dimensions.

| Exterior dimensions | | |
|---------------------|------------------------------------|------|
| | Length, mm | 4407 |
| | Width, mm | 1794 |
| | Width – opened front doors, mm | 3590 |
| | Height, mm | 1635 |
| | Height – opened bonnet/floor, mm | 1871 |
| | Height – opened tailgate/floor, mm | 2043 |
| | Wheelbase, mm | 2675 |



Volkswagen service for your peace of mind.

The Volkswagen Warranty.

Three-year Warranty.

All Volkswagen Tourans come with a three-year/60,000 miles warranty, which protects your car against the failure of most mechanical and electrical components due to manufacturing defects. This comprises a two-year manufacturer's warranty with unlimited mileage plus a further one-year/60,000 miles (whichever is soonest) Retailer Warranty. Should the mileage exceed 60,000 miles within the first two years, the manufacturer's two-year warranty will still be valid. If an additional warranty for subsequent years or higher mileage is desired, it may be purchased from an authorised Volkswagen retailer or repairer; however, this additional warranty must be purchased before the mileage reaches 60,000*. Full details of the three-year warranty are available from your authorised Volkswagen retailer or repairer.

* All warranty work must be completed by an authorised Volkswagen retailer or repairer.

Three-year Paint Warranty.

The paintwork of the Touran is covered against manufacturing defects for a period of three years. Naturally, the Touran must be cared for in compliance with the operating instructions which will be found in your vehicle handbook. Please consult your authorised Volkswagen retailer or repairer for full warranty details.

12-year Body Protection Warranty.

The internal body sections and panels of the Tourans are covered against rusting through from the inside for 12 years. Naturally, the Touran must be cared for in compliance with the operating instructions. Please consult your authorised Volkswagen retailer or repairer for full warranty details.

Service Intervals.

Volkswagen are pleased to offer you a choice on how your Touran is serviced. The appropriate selection is entirely dependent on how the car is likely to be driven and its general use. To help you identify which type of service would be most suitable, please refer to the following guide.

The Time and Distance Service is recommended for vehicles that will cover less than 10,000 miles in 12 months and if the vehicle is likely to be used in the following way:

- Predominantly urban driving, short journeys with frequent cold starts.
- Activities regularly producing high engine loading, e.g. frequent hill climbs, driving with vehicle fully loaded and towing.
- Uneconomical driving style using high rpms with heavy acceleration and heavy braking.

The service intervals for the Time and Distance Service are as follows:

- Oil change service
Every 10,000 miles/1 year (whichever is soonest).
- Interval service
Every 20,000 miles/2 years (whichever is soonest).
- Interval service inspection
Every 40,000 miles/4 years (whichever is soonest).

The LongLife Service is recommended for vehicles with a daily mileage of more than 25 miles where the vehicle is driven regularly mainly on longer distance journeys. The vehicle is driven mainly at a constant speed with minimum vehicle and engine loading, minimal towing and driven in an economical manner.

With the LongLife Service the vehicle can cover anywhere between 10,000[†] and a maximum of 20,000[†] miles or 24 months (whichever is soonest).

[†] Please note that mileages are approximate as the service indicator system uses kilometres as the distance measurement. Please consult your authorised Volkswagen retailer or repairer for advice and full details.

Approved Accessories.

A comprehensive range of accessories from alloy wheels to carpet mats is available to complement the factory-fitted option list. Volkswagen Approved accessories purchased from and fitted by your authorised Volkswagen retailer at the point of vehicle sale

will also benefit from the three-year vehicle warranty.

Extended Warranty.

You may purchase additional protection from your authorised Volkswagen retailer or repairer, or contact 0870 9000 115.

Volkswagen Finance[‡].

Volkswagen Finance specialises in providing funding solutions for Volkswagen drivers. Whether your Volkswagen is for private or business use, you can choose from a range of funding options.

- Solutions – a personal contract plan
- Hire purchase
- Lease purchase
- Finance lease
- Contract hire

With all Volkswagen Finance products you can choose a fixed-cost maintenance plan to help you budget for your servicing and maintenance costs.

No matter what finance product you choose, your local Volkswagen retailer will be able to provide you with a personalised quote that could meet your budget and vehicle needs.

[‡] Volkswagen Finance is a trading name of Volkswagen Financial Services (UK) Limited. An offer of finance depends on certain conditions. Available to people over 18 in the UK only.

Volkswagen Insurance[±].

Competitive and comprehensive motor insurance designed especially for Volkswagen drivers. All new and Approved Used Volkswagens come with complimentary seven-day cover upon request – we'll e-mail a cover note straight to your retailer, enabling them to tax your car easily. This way, you can drive straight out of the showroom. Taking out annual cover is easy and it can start when the seven-day cover expires. For more information contact your local Volkswagen retailer or call 0800 051 3136.

[±] Volkswagen Insurance is underwritten and administered by Zurich Insurance Company. Volkswagen Insurance is a trading name of Volkswagen Insurance Service (Great Britain) Limited which is an appointed representative of Volkswagen Financial Services (UK) Limited. Zurich Insurance Company and Volkswagen Financial Services (UK) Limited are both

authorised and regulated by the Financial Services Authority.

Volkswagen Roadside Assistance.

Every new car is registered for Volkswagen Roadside Assistance for one year. This provides vehicle home and roadside recovery in the unlikely event of a breakdown in the UK and Europe (subject to conditions). Volkswagen Roadside Assistance can also be purchased for subsequent years. For full details, please contact your authorised Volkswagen retailer or repairer.

Tax Free Sales.

For full details, please contact your authorised Volkswagen retailer.

CO₂ Emission.

Increased weight of a vehicle, including higher trim levels and the addition of options will have a detrimental influence on the level of fuel consumption and CO₂ emissions produced.

The CO₂ and fuel consumption figures are obtained from tests on a representative vehicle of the type, conducted and approved in accordance with Council Directive 80/1268/EEC as amended by Directive 1999/100/EC (or later) on the approximation of the laws of the member states relating to the carbon dioxide emissions and the fuel consumption of motor vehicles.

Please Note:

Some illustrations in this brochure do not necessarily reflect UK specifications and may not be available. In particular, controls and some items of equipment are positioned differently for the UK.

The specifications contained in this brochure are for information purposes only and are subject to change. If you require any specific feature, you must consult your authorised Volkswagen retailer who is regularly updated with any change in specification. Please check model availability and full specification details with your authorised Volkswagen retailer prior to ordering.

Note: We would like to advise you that telephone calls to Volkswagen Customer Care may be monitored and recorded as part of our training and quality assurance processes. All our monitoring and recording processes meet Ofcom regulations.