



Das Auto.

The New Beetle Cabriolet Sola



The New Beetle Cabriolet Sola.



A unique exterior and interior.



Driving a New Beetle Cabriolet speaks volumes about your individuality, your lifestyle and your sense of adventure. Now, Volkswagen introduces a car that enables you to express your personality to its full. The New Beetle Cabriolet Sola. Available exclusively as a limited edition model, this stunning car is designed to turn heads wherever you go. Not only does it look amazing – with Reflex silver metallic or Deep black pearl effect paint, sporty 17 inch 'Acapulco' alloy wheels, front fog lights, red electric power hood and striking Sunset red perforated leather interior complete with heated front seats with five individual temperature settings – it's also packed with extras. So, whether you choose to drive with the wind in your hair or the hood discretely closed, you can be sure you'll make a lasting impression.

- 01** The exclusive interior features stylish heated front seats finished in sumptuous Sunset red perforated leather with colour co-ordinated stitching.
- 02 – 03** The multilayered electric power hood of the New Beetle Cabriolet Sola can be opened and closed both quickly and easily. When closed, its taut fit is a particularly impressive element of the car's design, creating an atmosphere where outside noises can barely be heard. It even features a glass, heated rear screen, with the red fabric perfectly complementing the Sola's Sunset red leather interior.
- 04** The performance inspired 17" 'Acapulco' alloy wheels with 225/45 R17 tyres, come complete with anti-theft wheel bolts to enhance the New Beetle Cabriolet Sola's exterior.
- 05** The Electronic Stabilisation Programme (ESP) reacts to critical situations within milliseconds by adjusting the engine's output and redistributing the braking effort to bring the car back under control.
- 06** iPod preparation mounted in the front centre armrest allows you to link your iPod to the vehicle's audio system.
- 07** Powerful front fog lights improve visibility in poor conditions, and give your New Beetle Cabriolet Sola a sporty look.



New Beetle Cabriolet Sola – Standard equipment.

Volkswagen service

- 3-year/60,000 miles warranty (whichever is soonest)
- 3-year paintwork warranty
- 12-year body protection warranty
- Volkswagen Roadside Assistance

Please see Service section for more details

Safety

- ABS (Anti-lock Braking System)
- Disc brakes, front and rear
- Door side impact protection
- Driver's and front passenger's active head restraints
- Driver's and front passenger's airbags with passenger's airbag deactivation switch
- Driver's and front passenger's combined head and side airbag system
- ESP (Electronic Stabilisation Programme)
 - includes EDL (Electronic Differential Lock) and ASR (Traction Control)
- Front seat belt tensioners
- High level 3rd brake light
- Isofix child seat preparation
- Rear head restraints, 2 outer
- Rear three-point seat belts (2 seats only)
- Reflectors in all doors
- Rigid safety cell with front and rear crumple zones
- Rollover protection system

Exterior

- Alloy wheels, four 7J x 17" 'Acapulco' with 225/45 R17 tyres and anti-theft wheel bolts
- Body-coloured door mirrors with integrated indicators
- Red electric power hood
- Galvanised body
- Heat insulating tinted glass
- Tailored cover for hood when folded, black



Interior

- Carpet mats, front and rear
- Sunset red perforated leather upholstery with colour co-ordinated stitching and door side panel inserts


Function

- Air conditioning, manual
- Alarm with interior protection and remote central locking
- Blue instrument lighting
- Cup holder, front and rear
- Driver's and front passenger's illuminated sun visor mirrors
- Driver's and front passenger's seat height adjustment
- Dust and pollen filter
- Easy entry sliding seats with height adjustment (for access to rear seats)
- Electrically heated and adjustable door mirrors
- Electric headlight height adjustment
- Electric windows, front and rear
- Electronic engine immobiliser
- Exterior temperature gauge
- Flower vase
- Front centre armrest with storage compartment
- Front fog lights
- Front seat back storage pockets
- Heated front seats
- Heated glass rear window
- Height and reach adjustable steering wheel
- iPod preparation
- Leather trimmed three-spoke steering wheel
- Load-through provision
- Parking sensors, rear
- Power-assisted steering
- Radio/CD player with RDS and 10 speakers with multimedia socket for external audio source
- Rain sensor and automatic dimming interior rear-view mirror
- Remote interior fuel flap and boot opener
- Steel space saver spare wheel
- Three-spoke steering wheel
- Wind deflector

Paint.



Perforated leather upholstery.



Cabriolet hood.



* Some parts of leather interior will contain artificial leather.
Please note: Screen technology does not allow exact reproduction of the paint, upholstery and hood colours. For further details, please contact your Volkswagen retailer.

New Beetle Cabriolet Sola 1.6 litre 102 PS.

Technical specification.

		Manual
Engine	Engine type	Four cylinder in-line – petrol
	Cubic capacity, ltrs/cc	1.6/1595
	Max. output, PS ⁽⁰¹⁾ /kW at rpm	102/75 5600
	Max. torque, lbs.ft/Nm at rpm	109/148 3800
	Gearbox	Five speed manual
Weights, kgs	Unladen weight ⁽⁰²⁾	1300
	Gross vehicle weight	1770
	Payload ⁽⁰²⁾	470
	Axle load limit: Front Rear	970 830
Trailer load limits, kgs ⁽⁰³⁾	Braked 12% incline	1000
	Unbraked	600
	Towbar load limit	75
Performance	Top speed, where the law permits, mph (km/h)	110 (178)
	Acceleration, secs 0 - 62 mph	12.3
	ABI insurance group	8
Environmental information	Fuel grade, minimum	Unleaded, 95 RON ⁽⁰⁴⁾
	Fuel tank capacity, galls/ltrs	12/55
	Official fuel consumption, mpg/ltr per 100 km ⁽⁰⁵⁾	
	Urban	26.9/10.5
	Extra-urban	47.1/6.0
	Combined	36.7/7.7
	Official CO ₂ emission, g/km ⁽⁰⁶⁾	185
Emission class	EURO 4	
Noise, dB	73	
Maximum luggage capacity, cu.ft (litres) ⁽⁰⁷⁾	With rear seat upright	7.1 (201)
Exterior dimensions	Length, mm	4129
	Width – excluding door mirrors, mm	1721
	Width – opened front doors, mm	3605
	Height, mm	1502
	Height – opened bonnet/floor, mm	1746
	Height – opened tailgate/floor, mm	1309
	Wheelbase, mm	2516

Notes.

- 01) The maximum power output figures are quoted in PS (or Pferdestärke, which is the metric equivalent of horsepower). To convert from metric to imperial horsepower, divide the PS figure by 1.0139.
- 02) Figures are calculated in accordance with manufacturer's criteria. The individual unladen weight depends on the specification of the vehicle, this then reduces the possible payload accordingly.
- 03) With increasing altitude the engine performance diminishes. From 1,000 m above sea level and for every 1,000 m thereafter 10% of the vehicle/trailer weight (trailer weight + gross vehicle weight) must be deducted.
- 04) Thanks to the knock control, unleaded four star (at least 95 RON) can be used instead of Super plus unleaded.
- 05) Official fuel consumption according to EU Directive 99/94. The consumption calculation according to 1999/100/EC is based on the actual unladen weight of the vehicle. Additional specifications can lead to a higher weight class and hence to consumption figures of this higher weight class. The driving style, road and traffic conditions, environmental influences and vehicle condition can in practice lead to consumption figures, which may differ from those calculated with this standard.
- 06) The weight of a vehicle will influence the level of CO₂ emission it produces; as a result, vehicles with higher levels of specification and factory-fitted options may emit higher levels of CO₂.
- 07) VDA measuring method using 200 x 100 x 50 mm blocks.

Technology.

Transmission

- Front wheel drive.
- Five speed manual: 1.6 litre 102 PS

Steering

- Power-assisted, maintenance-free rack and pinion.
- Collapsible steering column

Engines

- Front transversely-mounted
- 1.6 litre/102 PS ⁽⁰¹⁾ (75 kW) petrol engine. Four cylinder in-line engine, aluminium cylinder block, variable intake manifold, two valves per cylinder with roller rocker valves, electronic individual cylinder injection, programmed ignition with cylinder-selective anti-knock control, double spark ignition unit, longlife spark plugs, three-way front catalyst, lambda control

Running gear

- ESP (Electronic Stabilisation Programme) including EDL (Electronic Differential Lock) and ASR (Traction Control)
- Front suspension uses coil springs with telescopic shock absorbers; all elements integrated in chassis legs. Rear suspension with gas pressure shock absorbers and separate springs
- Wheel control: front through chassis legs and (lower) triangular wishbones (directionally stabilising steering roll radius), at rear through torsion beam trailing arm with track-correcting bearings, with large-volume, directionally stabilising bearings
- Front and rear anti-roll bar
- Brake system: ABS Anti-lock brakes. Diagonally split circuits. Servo assisted. Front: Ventilated discs. Rear: Discs
- Turning circle: 35.8 feet/10.9 metres

Volkswagen service for your peace of mind.

The Volkswagen Warranty.

Three-year Warranty.

All Volkswagen New Beetle Cabriolets come with a three-year/60,000 miles warranty, which protects your car against the failure of most mechanical and electrical components due to manufacturing defects. This comprises a two-year manufacturer's warranty with unlimited mileage plus a further one-year/60,000 miles (whichever is soonest) Retailer Warranty. Should the mileage exceed 60,000 miles within the first two years, the manufacturer's two-year warranty will still be valid. If an additional warranty for subsequent years or higher mileage is desired, it may be purchased from an authorised Volkswagen retailer or repairer; however, this additional warranty must be purchased before the mileage reaches 60,000*. Full details of the three-year warranty are available from your authorised Volkswagen retailer or repairer.

* All warranty work must be completed by an authorised Volkswagen retailer or repairer.

Three-year Paint Warranty.

The paintwork of the New Beetle Cabriolet is covered against manufacturing defects for a period of three years. Naturally, the New Beetle Cabriolet must be cared for in compliance with the operating instructions which will be found in your vehicle handbook. Please consult your authorised Volkswagen retailer or repairer for full warranty details.

12-year Body Protection Warranty.

The internal body sections and panels of the New Beetle Cabriolet is covered against rusting through from the inside for 12 years. Naturally, the New Beetle Cabriolet must be cared for in compliance with the operating instructions. Please consult your authorised Volkswagen retailer or repairer for full warranty details.

Service Intervals.

Volkswagen are pleased to offer you a choice on how your New Beetle Cabriolet is serviced. The appropriate selection is entirely dependent on how the car is likely to be driven and its general use. To help you identify which type of service would be most suitable, please refer to the following guide.

The Time and Distance Service is recommended for vehicles that will cover less than 10,000 miles in 12 months and if the vehicle is likely to be used in the following way:

- Predominantly urban driving, short journeys with frequent cold starts.
- Activities regularly producing high engine loading, e.g. frequent hill climbs, driving with vehicle fully loaded and towing.
- Uneconomical driving style using high rpms with heavy acceleration and heavy braking.

The service intervals for the Time and Distance Service are as follows:

- Oil change service
Every 10,000 miles/1 year (whichever is soonest).
- Interval service
Every 20,000 miles/2 years (whichever is soonest).
- Interval service inspection
Every 40,000 miles/4 years (whichever is soonest).

The LongLife Service is recommended for vehicles with a daily mileage of more than 25 miles where the vehicle is driven regularly mainly on longer distance journeys. The vehicle is driven mainly at a constant speed with minimum vehicle and engine loading, minimal towing and driven in an economical manner.

With the LongLife Service the vehicle can cover anywhere between 10,000[†] and a maximum of 20,000[†] miles or 24 months (whichever is soonest).

[†] Please note that mileages are approximate as the service indicator system uses kilometres as the distance measurement. Please consult your authorised Volkswagen retailer or repairer for advice and full details.

Approved Accessories.

A comprehensive range of accessories from alloy wheels to carpet mats is available to complement the factory-fitted option list. Volkswagen approved accessories purchased from and fitted by your authorised Volkswagen retailer at the point of vehicle sale will also benefit from the three-year vehicle warranty.

Extended Warranty.

You may purchase additional protection from your authorised Volkswagen retailer or repairer, or contact 0870 9000 115.

Volkswagen Finance[‡].

Volkswagen Finance specialises in providing funding solutions for Volkswagen drivers. Whether your Volkswagen is for private or business use, you can choose from a range of funding options.

- Solutions – a personal contract plan
- Hire purchase
- Lease purchase
- Finance lease
- Contract hire

With all Volkswagen Finance products you can choose a fixed-cost maintenance plan to help you budget for your servicing and maintenance costs.

No matter what finance product you choose, your local Volkswagen retailer will be able to provide you with a personalised quote that could meet your budget and vehicle needs.

[‡] Volkswagen Finance is a trading name of Volkswagen Financial Services (UK) Limited. An offer of finance depends on certain conditions. Available to people over 18 in the UK only.

Volkswagen Insurance[±].

Competitive and comprehensive motor insurance designed especially for Volkswagen drivers. All new and Approved Used Volkswagens come with complimentary seven-day cover upon request – we'll e-mail a cover note straight to your retailer, enabling them to tax your car easily. This way, you can drive straight out of the showroom. Taking out annual cover is easy and it can start when the seven-day cover expires. For more information contact your local Volkswagen retailer or call 0800 051 3136.

[±] Volkswagen Insurance is underwritten and administered by Zurich Insurance Company. Volkswagen Insurance is a trading name of Volkswagen Insurance Service (Great Britain) Limited which is an appointed representative of Volkswagen Financial Services (UK) Limited. Zurich Insurance Company and Volkswagen Financial Services (UK) Limited are both authorised and regulated by the Financial Services Authority.

Volkswagen Roadside Assistance.

Every new car is registered for Volkswagen Roadside Assistance for one year. This provides vehicle home and roadside recovery in the unlikely event of a breakdown in the UK and Europe (subject to conditions). Volkswagen Roadside Assistance can also be purchased for subsequent years. For full details, please contact your authorised Volkswagen retailer or repairer.

Tax Free Sales.

For full details, please contact your authorised Volkswagen retailer.

CO₂ Emission.

Increased weight of a vehicle, including higher trim levels and the addition of options will have a detrimental influence on the level of fuel consumption and CO₂ emissions produced.

The CO₂ and fuel consumption figures are obtained from tests on a representative vehicle of the type, conducted and approved in accordance with Council Directive 80/1268/EEC as amended by Directive 1999/100/EC (or later) on the approximation of the laws of the member states relating to the carbon dioxide emissions and the fuel consumption of motor vehicles.

Please Note:

Some illustrations in this brochure do not necessarily reflect UK specifications and may not be available. In particular, controls and some items of equipment are positioned differently for the UK.

The specifications contained in this brochure are for information purposes only and are subject to change. If you require any specific feature, you must consult your authorised Volkswagen retailer who is regularly updated with any change in specification. Please check model availability and full specification details with your authorised Volkswagen retailer prior to ordering.

Note: We would like to advise you that telephone calls to Volkswagen Customer Care may be monitored and recorded as part of our training and quality assurance processes. All our monitoring and recording processes meet Ofcom regulations.