

The Golf



Greater safety. Different driving situations require alternative solutions, so we've developed electro-mechanical servo steering to make driving safer and more comfortable. When you're reversing into a parking space, the steering is light and responsive.

However, if you're cruising along a motorway, sensors will detect a whole new scenario. The solution is to create the optimum servo support that results in stability at speed, but a precise response should you need to make a sudden change of direction.



More comfort. Whether you're faced with town driving or winding country roads, the Golf provides great roadholding through its totally revised suspension system. It features an optimised McPherson front axle and a broader track for improved stability. Stabilisers are situated directly at the suspension strut which helps minimise roll at the front axle. Furthermore, the dampers and suspension work independently of one another to protect the driver and passenger from bumpy roads and potholes.

For challenging road surfaces, there's an easy solution.

4MOTION. A sophisticated four wheel drive system which allows the engine power to be transferred to the wheels with the best traction. The system constantly regulates the distribution of the drive between front and rear axles and because the system is electronically controlled, it gives the optimum traction for all driving situations.



Improved dynamics. When it comes to performance roadholding, the Golf delivers through a four-link rear axle. A highly effective arrangement allows the length and cross dynamics to be tuned separately with great results. Even through tight corners the Golf is extremely stable with minimal sideways roll. In fact, you'll soon appreciate the rear axle benefits on every road surface you encounter. From uneven tracks to motorway cruising, you'll feel just one thing – pure driving pleasure.



**Whether rain
or shine,
the outlook
is bright.**

Model shown is Golf GT Sport TSI
with optional metallic paint.





Performance begins with safety.

The concept of safety is fundamental to the Golf philosophy, so it's not surprising the Golf achieves a five star NCAP safety rating. To start with, the Golf is constructed around an extremely rigid bodyshell that has been crafted using state-of-the-art laser welding techniques. This results in a structure that is so strong, it can absorb impact energy and thereby protect the driver and passengers within a protective inner cell. There's also an abundance of airbags; two front airbags, two front side impact airbags and two curtain airbags. Airbags have been one of the most important breakthroughs in driver and passenger safety, so it's no surprise to find that Volkswagen have invested so heavily in their development and usage in order to maximise protection.

A new safety development has been the adaptation of the front head restraints. Following an impact from the rear, the whiplash-optimised front head restraints help minimise whiplash injuries to the neck and spine.

An innovative Isofix child seat mounting system allows children's seats, equipped with the Isofix system, to be fitted securely to the Golf's body via eyes between the rear seat backrest and seat base. Child seats with the Isofix system can be purchased from your Volkswagen retailer.

Passive safety features are those that reduce injuries once an accident has occurred, with seat belts being a good example. In the Golf you'll find three-point seat belts for all seats, seat belt pre-tensioners for the front seats and three head restraints for the rear seat passengers. There's even a warning light to remind the driver and front seat passenger to fasten their seat belt.

Active safety features, are those that can help you avoid an accident in the first place. Once again, the Golf boasts several key examples – such as Traction Control (ASR) that can help avoid wheelspin in slippery conditions and a sensor-controlled Electronic Stabilisation Programme (ESP). ESP detects critical situations at an early stage and takes action, for example, by specifically braking individual wheels helping to bring the vehicle under control. So whether it's a tight bend or loose road surface, ESP will help you stay safely

01 Whiplash-optimised front head restraints: Help to reduce whiplash injuries to the neck and spine.

02 ESP: The sensor-controlled Electronic Stabilisation Programme recognises critical driving situations and reacts in milliseconds by controlling the speed of individual wheels.

03 ABS: The Anti-lock Braking System works in conjunction with an Electronic Differential Lock (EDL). Even under emergency braking, this formidable combination helps prevent the wheels from locking, thereby allowing the driver to steer around hazardous objects.

04 Airbags: Every Golf benefits from six airbags for all-round protection. The front passenger airbag can also be deactivated if required.

02



03



04



on course. Though such innovative systems are highly effective, it's worth remembering that they cannot dispense with the laws of physics.

ESP is supported by disc brakes all round with the front being ventilated, an integrated brake assistant which recognises an emergency braking situation and increases braking effort and an Anti-lock Braking System (ABS). These systems combine to deliver impressive stopping distances, yet they still allow the driver to steer around hazardous objects. In addition, under emergency braking the hazard lights are automatically activated which provide additional warning to other drivers. It's not only Golf drivers who can depend on the Golf, but everybody who encounters it.



Model shown is Golf GT Sport TDI with optional Winter pack, sunroof and metallic paint.

Not just another day.

Model shown is Golf S with optional metallic paint.

Models shown are Golf Match with optional 16" 'Hockenheim' alloy wheels and Golf Match. Both models feature optional metallic paint.



With numerous models and engines, the choice is yours.

A great design is one that stirs enthusiasm at first sight. So as you cast your eye over the Golf, you'll witness a whole host of features to raise your adrenalin. Its wider track, longer wheelbase and larger wheels combine to provide a more powerful and dynamic appearance.

It's not just first impressions though where the Golf excels. Look a bit closer and it becomes apparent how cleverly the individual design elements combine and complement one another for both aesthetic and functional purposes. For example, the way the aerodynamically styled door mirrors house additional indicator lights for

greater safety. Or the way the front fog lights sit neatly within the front bumper on the Golf GT Sport, GTI and GTI Pirelli.

Thanks to the high quality materials and construction, it's reassuring to know that the Golf's galvanised bodywork is covered against rusting through from the inside by an impressive

12-year warranty. The exceptional build quality is also evident in the optimum fit of the panels which meet with consistently narrow gaps. There are many reasons to admire the Golf, so discover more over the next few pages.



01



02



03



04

The Golf S

- 01 Simple:** The remote central locking allows the doors and boot to be locked or unlocked at the touch of a button.
- 02 Subtle:** 'Climatic' air conditioning with semi-automatic control produces a pleasant, consistent temperature.
- 03 Sound:** The RCD 210 radio/MP3 compatible CD player with four front speakers will ensure enjoyment on any journey.
- 04 Stylish:** User-friendly design ensures all the dials and controls are optimally located and within reach. A choice of high quality materials creates a refined interior.

The Golf S may be the entry model but it's far from basic. The Golf has many exceptional qualities, highlighted by its attention to practical detail. It's the reason why standard equipment includes split folding rear seats, electrically heated and adjustable door mirrors, electric front windows, 'Climatic' semi-automatic air conditioning – which also cools the glovebox, an RCD 210 radio/MP3 compatible CD player with four front speakers and a luggage compartment which is illuminated to help you find things after dark. There's also remote central locking and an electronic engine immobiliser to help protect against theft.

The ergonomically designed seats are covered in stylish and durable 'Media' design material. For the driver, there's a height-adjustable seat and a height and reach adjustable steering column to help achieve a really comfortable driving position. If you choose a three door model, you'll find 'easy entry' seats make access to and from the rear seats a simple task. In line with our commitment to safety, there are whiplash-optimised front head restraints, six airbags, ESP (Electronic Stabilisation Programme) and three-point seat belts for the driver and all four passengers. We've also thought about the youngest passengers. The Golf is fitted with a front passenger's airbag deactivation switch should you need to use a rear facing child seat in the front. It's also fast and simple to add one or two child seats to the rear passenger area. Not just any child seat, but an Isofix child seat – the innovative concept from Volkswagen that ensures child seats are more sturdy and secure for greater protection.

The Golf Match


The Golf Match builds on the introductory Golf S adding a higher specification for a little touch of luxury. The stylish exterior is enhanced by body-coloured bumper strips, side bump strips and door handles together with 15 inch 'Canberra' light alloy wheels, to ensure your Golf Match has a distinctive look. The interior benefits from 'Opera' loop-velour upholstery and height-adjustable front seats with lumbar support, an overhead storage compartment for your sunglasses, front centre armrest with storage compartment, storage pockets in the back of the front seats and a load-through provision in the rear seats for any long items you might wish to carry.

A leather trimmed multifunction steering wheel allows convenient control of the vehicle's audio equipment, and the Highline multifunction computer provides useful statistics about your journey including exterior temperature, average and current fuel consumption and average speed of your journey. Cruise control becomes standard, so on a motorway journey you can set your desired speed, take your foot off the accelerator and let your Golf Match cruise along until you touch either the brake or clutch.

For additional convenience the Match also comes with an automatic dimming interior rear-view mirror, front and rear electric windows, a rain sensor which activates the windscreen wipers, a dusk sensor which will automatically switch on the headlights as light levels fall, and a delayed lighting switch which keeps the lights on for a short period to help you find your way in the dark. There's also an alarm with interior protection and an RCD 300 radio/MP3 compatible CD player with eight speakers and roof aerial. The Golf Match's front centre armrest houses the standard-fit iPod preparation which allows you to connect your iPod to the vehicle's audio system. Controls are provided through the radio keypad or the multifunction steering wheel.



01



02

02 Stylish: The 15" 'Canberra' alloy wheels on the Golf Match provide an exclusive look.



03

03 Relaxing: A simple push of a button will activate the cruise control and hold a desired speed whether you go uphill or downhill.



04

04 Important: The multifunction display keeps you up to date with information about your journey.



05

05 iPod preparation mounted in the front centre armrest allows you to link an iPod to your vehicle's audio system. Controls are then provided through the radio keypad or multifunction steering wheel.



01

The Golf GT Sport

The Golf GT Sport provides immense satisfaction, even before you've ventured out on to the road. The dynamic appeal runs throughout with a high exterior and interior specification. From the outside, you'll notice the GT Sport styling with uniquely shaped front bumper, front fog lights, rear tinted windows from the B pillar back and 17 inch 'ClassiXs' light alloy wheels, and that the car sits lower on the road due to its sports suspension. Specify a 170 PS engine and the GT Sport is further distinguished by a twin exhaust tailpipe.

Step inside and you'll be equally impressed by the luxurious leather* interior. The front sports seats are heated and for extra comfort have five preset temperature settings, both seats include height and lumbar adjustment, with the driver's seat being electrically-adjustable. This sumptuous interior is complemented by 'Smooth Black' decorative inserts in the dash and centre console, and finished off with leather trim across the three-spoke steering wheel with GT Sport logo, gear knob and handbrake grip.

On the safety and security front, the Golf GT Sport has many appealing features. These include an automatic dimming interior rear-view mirror, to stop you from being dazzled by the headlights of a following car, a dusk sensor that will automatically switch the headlights on and a delayed lighting switch so that the lights will remain on for a short period of time to help you find your way in the dark. The windscreen wipers are activated by a rain sensor and react to the amount of rain falling.

* Some parts of leather interior will contain artificial leather.




02

01 Perfect handling: The leather trimmed three-spoke steering wheel with GT Sport logo perfectly complements the luxurious leather interior of the GT Sport. Interior shown features optional DVD touch-screen navigation/radio system and 2Zone electronic climate control.

02 Detail: An exclusive GT Sport badge on the front grille gives the GT Sport a distinctive sporty look.

03 Sporty: The fitment of 17" 'ClassiXs' alloy wheels with 225/45 R17 tyres on the Golf GT Sport is part of its character and appeal.

04 Stylish: The GT Sport styling pack featuring a uniquely shaped front bumper with front fog lights completes the look. Exterior shown has optional gas discharge (Bi-Xenon) dipped and main beam headlights including headlight washers.



03



04



01

01 Legendary: The Golf GTI, based on the original philosophy and produced to the same legendary build quality.

02 Sporty: The chrome twin exhaust tailpipe hints at the sporting intent of the Golf GTI.

03 Stylish: The race-inspired leather trimmed three-spoke steering wheel with GTI logo adds the finishing touch to your GTI experience. The radio system RCD 500, multifunction computer (Highline) and Winter pack are optional at extra cost.

04 Luxurious: Leather upholstery* enhances the Golf GTI's already distinctive look. The front sports seats are electrically heated with five preset temperature settings and are also height adjustable. For extra comfort, both seats feature lumbar support with the driver's seat being electrically-adjustable.

* Some parts of leather interior will contain artificial leather.



02



03



04

The Golf GTI

The Golf GTI. The original, updated. Taking a huge evolutionary step forward, the Golf GTI has been redefined to deliver energy, excitement and exhilaration.

Demonstrating technological advancement, the Mark V Golf GTI is powered by a new 16-valve direct injection 2.0 litre T-FSI turbocharged unit. Developing a phenomenal 200 PS at just 5,100 rpm and a hefty 280 Nm of torque from only 1,800 rpm, the engine can be linked to the six speed manual gearbox or a DSG automatic. When specified with the DSG automatic gearbox, the GTI comes with a superb paddle shift steering wheel. This allows gear shifts to be selected using paddles on the back of the steering wheel when driving with the gearbox in tiptronic mode. The FSI technology utilised in the new engine provides a double-edged advantage – power and economy.

At first glance the message is clear – the original GTI is back. The essence of GTI styling is recognisable by its chrome twin exhaust tailpipe, wide track lowered sports suspension and 17 inch 'Monza' alloy wheels. Settle deep into the leather heated front sports seats with height and lumbar adjustment, hold onto the race-inspired leather trimmed three-spoke sports steering wheel and feel the excitement begin.

The Golf GTI Pirelli

Exactly 25 years after the original made its debut, the iconic Pirelli name makes a return to the Golf range in the form of the new **Golf GTI Pirelli**.

All the original style and passion remains, but unlike the 1983 model, the new incarnation boasts a powerful 230 PS 2.0 litre T-FSI engine, driving it from 0-62 mph in a mere 6.8 seconds, up to a maximum of 152 mph where the law permits. Eye catching five-spoke 18" 'Pirelli II' alloy wheels with 225/40 R18 tyres and unique 'Pirelli' badging set it apart from any other GTI, while lowered suspension, front, side and rear body-coloured spoilers, darkened rear light clusters and rear tinted windows from the B pillar back give the exterior

an unmistakably sporty GTI appearance. Each car is then finished off with metallic or pearl effect paint as standard.

Inside, the new Golf GTI Pirelli features all the specification of the GTI, but also includes impressive front sports seats with the centre sections upholstered in Alcantara with a unique tyre tread pattern. The side bolsters and front head restraints with embossed 'Pirelli' logo feature sumptuous 'Vienna' leather* upholstery and are finished with contrasting yellow stitching, as are the leather trimmed three-spoke steering wheel, gear knob gaiter and handbrake grip. Also included as standard is a front centre armrest featuring a storage compartment, plus cup holders and air vents for rear passengers to help make the journey more comfortable for all occupants.


01 Model shown is Golf GTI Pirelli with optional Bi-Xenon headlights.



02 The front sports seats in Alcantara with tyre tread pattern, 'Vienna' leather* side bolsters, 'Pirelli' logo on front head restraints and yellow stitching combine to create a truly unique interior.

03 The leather trimmed three-spoke steering wheel with yellow stitching proudly displays the GTI logo. Interior shown features optional DVD touch-screen navigation/radio system and multifunction steering wheel.

04 The theme continues with yellow stitching on the gear knob gaiter and handbrake grip.

* Some parts of leather interior will contain artificial leather.





01 Awesome: The Golf R32 with optional pearl effect paint.

02 Luxurious: The Golf R32 automatic DSG with multifunction steering wheel. The radio system RCD 500 and Winter pack are optional at extra cost.

03 Ergonomic: The three-spoke multifunction leather-trimmed steering wheel with paddle shift allows control of the radio and multifunction computer without taking your hands off the wheel. Standard when specified with the DSG gearbox.

04 Unique: Twin exhaust tailpipes, more than just hint at the sporting prowess of the R32 and are a unique styling feature.

05 Impressive: The braking system comprises large dimensioned discs to both front and rear, the front being internally ventilated, while blue brake calipers are clearly visible behind the 18" 'Omany!' alloy wheels complete with 225/40 R18 tyres.

06 Race-inspired: Aluminium-look foot pedals are designed for performance, looks and safety.

The Golf R32 will get your heart beating as no other car can. Inspired by the technology and temperament of motorsport, this phenomenal car delivers all the dynamic handling, exhilaration and excitement you could ask for, along with the class-leading performance and sheer driving enjoyment you'd expect from the fastest ever Golf.

The Golf R32 is powered by an exceptional 3.2 litre V6 petrol engine, capable of generating a phenomenal 250 PS, and producing a hefty 320 Nm of torque at just 2,800 rpm. Coupled with a slick six speed manual gearbox, the V6 engine can accelerate the R32 from 0-62 mph in an impressive 6.5 seconds. Alternatively, it can be coupled with the superb automatic DSG gearbox, which allows super-swift gear changes without interrupting the acceleration of the car under power, resulting in a 0-62 mph time of just 6.2 seconds.

The Golf R32 is fitted with the sophisticated 4MOTION four wheel drive system, whereby power is redistributed to the wheels that need it most, ensuring all four wheels work in harmony. The result is greater traction, improved safety and added driving pleasure, on any type of road.

Inside you'll notice a comprehensively equipped interior. Deep front sport seats, 2Zone electronic climate control, an eight speaker radio/MP3 compatible CD player, rain sensor and automatic dimming interior rear-view mirror, automatic coming/leaving home lighting function and dusk sensor combine to produce a luxurious interior specification with great attention to detail.

The Golf R32

The BlueMotion offers impressive environmental credentials by intelligently refining existing technology, from aerodynamics to gear ratios. These factors, as well as dynamic lines reduce the vehicle's air resistance and, combined with engineering refinements, low rolling resistance tyres and sports suspension help produce exceptional economy. A combination of all these refinements delivers a package that offers outstanding economy up to 62.8 mpg over the Combined* fuel cycle, and the high performance 1.9 TDI 105 PS engine with DPF (Diesel Particulate Filter) ensures CO₂ emissions are from an impressively low 119 g/km, achieving a place in Vehicle Excise Duty band B.



Model shown is BlueMotion Match with optional metallic paint.



The BlueMotion Golf

However, despite all the refinements to make the BlueMotion such an economical car, there really hasn't been any compromise on standard equipment. Available in two trim levels, the BlueMotion S builds over the already well equipped Golf S which already includes 'Climatic' semi-automatic air conditioning, an RCD 210 radio/MP3 compatible CD player with four speakers, electric front windows, split folding rear seats, electrically heated and adjustable door mirrors, remote central locking and an electronic engine immobiliser to help protect against theft – to name a few. If you choose a three door model you'll find the 'easy entry' seats, upholstered in durable 'Media' design cloth, make access to and from the rear seats a simple task, while the height and reach adjustable steering column and height-adjustable driver's seat will help achieve a really comfortable driving position. In addition, Bluemotion models benefit from sports suspension and a Highline multifunction computer, which includes visual gear change recommendations for optimum fuel consumption.

The BlueMotion Match adds a higher specification which is evident from the stylish exterior, with 15 inch 'Canberra' light alloy wheels with low rolling resistance tyres and body-coloured bumper strips, side bump strips and door handles. Inside, the height-adjustable front seats are upholstered in stylish 'Opera' loop-velour upholstery and include lumbar support. With storage compartments and pockets, plus a load-through provision in the rear seats it should cover most items you might wish to carry. For additional convenience there is also cruise control, an automatic dimming interior rear-view mirror, rain sensor, dusk sensor and front and rear electric windows. If that wasn't enough, the RCD 300 radio/MP3 compatible CD player with eight speakers, armrest-mounted iPod preparation and a Highline multifunction computer mounted in the instrument panel, can all be controlled through the leather trimmed multifunction steering wheel.

* Please see the Engines section for fuel consumption and CO₂ emissions figures.

01 Stylish: The BlueMotion Match's interior combines style and comfort with 'Brushed' and 'Lacquered' stainless steel inserts that perfectly complement the 'Opera' loop-velour upholstery.

02 Durable: The BlueMotion S is upholstered in 'Media' cloth and builds on the already impressive standard equipment level of the Golf S.

03 Efficient: The 15" 'Canberra' alloy wheels with low rolling resistance tyres and sports suspension, play an important part in the BlueMotion Match's impressive fuel economy.

04 Informative: The BlueMotion's impressive fuel consumption figures are clearly displayed on the multifunction computer (Highline), which also includes visual gear change recommendation for optimum fuel consumption.

See the difference.

Model shown is Golf S with optional 16" 'Hockenheim' alloy wheels and metallic paint.



Paint.



* Metallic and pearl effect paints are optional at extra cost.

¹ Candy White (B4) non-metallic paint is only available for the GTI and R32. R32 models can only specify Candy White (B4) in conjunction with the optional electric glass sunroof.

² Ink Blue (D3) non-metallic and Blue Graphite (W9) pearl effect paint are not available for the R32.










³ Ink Blue (D3) non-metallic paint is not available for the GT Sport.

⁴ Reflex Silver (8E) metallic, Blue Graphite (W9) and Diamond Black (Z4) pearl effect are the only paints available for the GTI Pirelli and are available at no extra cost.

⁵ Deep Blue (6X) pearl effect paint is only available for the R32.

Please note: Screen technology does not allow exact reproduction of the paint colours.

Upholstery.

<p>'Media' cloth</p> <p>Standard – S, BlueMotion S</p>	 <p>Anthracite (HA)</p>	<p>'Opera' loop-velour</p> <p>Standard – Match, BlueMotion Match</p>	 <p>Anthracite (JS)</p>	 <p>Art Grey (JT)</p>
<p>'Vienna' leather*</p> <p>Standard – GT Sport</p>	 <p>Anthracite (TG)</p>	<p>'Vienna' leather*</p> <p>Standard – GTI</p>	 <p>Anthracite (TK)</p>	
<p>Alcantara 'Tyre tread' with 'Vienna' leather* side bolsters</p> <p>Standard – GTI Pirelli</p>	 <p>Anthracite (05)</p>	<p>'Monte Carlo' cloth</p> <p>Standard – R32</p>	 <p>Anthracite (WT)</p>	
<p>'Vienna' leather*</p> <p>Optional – Match, BlueMotion Match</p>	 <p>Anthracite (TG)</p>	<p>'Vienna' leather*</p> <p>Optional – R32</p>	 <p>Anthracite (TK)</p>	

* Some parts of leather interior will contain artificial leather.
Please note: Screen technology does not allow exact reproduction of the upholstery colours.

Combinations.

	Seat upholstery	Carpets	Dashboard	Black (A1)	Candy White (B4) ¹	Ink Blue (D3) ^{2,3}	Tornado Red (G2)	Shadow Blue metallic* (P6)	Steel Grey metallic* (X6)	Reflex Silver metallic* (8E) ⁴	Blue Graphite pearl effect* (W9) ^{2,4}	Diamond Black pearl effect* (Z4) ⁴	Deep Blue pearl effect* (6X) ⁵
'Media' cloth upholstery Standard on S, BlueMotion S	Anthracite (HA)	Black	Anthracite	•		•	•	•	•	•	•	•	
'Opera' loop-velour upholstery Standard on Match, BlueMotion Match	Anthracite (JS)	Black	Anthracite	•		•	•	•	•	•	•	•	
	Art Grey (JT)	Black	Anthracite	•		•	•	•	•	•	•	•	
'Vienna' leather † Standard on GT Sport	Anthracite (TG)	Black	Anthracite	•		•	•	•	•	•	•	•	
'Vienna' leather † Standard on GTI	Anthracite (TK)	Black	Anthracite	•	•	•	•	•	•	•	•	•	
Alcantara 'Tyre tread' with 'Vienna' leather † side bolsters Standard on GTI Pirelli	Anthracite (05)	Black	Anthracite							•	•	•	
'Monte Carlo' cloth upholstery Standard on R32	Anthracite (WT)	Black	Anthracite	•	•		•	•	•	•		•	•
'Vienna' leather*, † Optional on Match, BlueMotion Match	Anthracite (TG)	Black	Anthracite	•		•	•	•	•	•	•	•	
'Vienna' leather*, † Optional on R32	Anthracite (TK)	Black	Anthracite	•			•	•	•	•		•	•

* Metallic and pearl effect paints and leather are optional at extra cost.

† Some parts of leather interior will contain artificial leather.

¹ Candy White (B4) non-metallic paint is only available for the GTI and R32. R32 models can only specify Candy White (B4) in conjunction with the optional electric glass sunroof.

² Ink Blue (D3) non-metallic and Blue Graphite (W9) pearl effect paint are not available for the R32.

³ Ink Blue (D3) non-metallic paint is not available for the GT Sport.

⁴ Reflex Silver (8E) metallic, Blue Graphite (W9) and Diamond Black (Z4) pearl effect are the only paints available for the GTI Pirelli and are available at no extra cost.

⁵ Deep Blue (6X) pearl effect paint is only available for the R32.

Optional equipment.

Whichever model you choose from the Golf range, you have a choice to enhance it even further with our wide range of optional equipment. By choosing from our Winter or Storage packs, sumptuous leather upholstery, radio system upgrade or cruise control, just imagine how you could build a car to your personal specification.



01 Leather* not only looks great, it's durable and easy to maintain. The leather upholstery option features heated leather front sports seats with individual preset temperature settings. Also included in this option is electrically-adjustable lumbar support for the driver's seat. This four-way lumbar support function is designed for comfort and support by providing greater and easier adjustment. Optional on Match, BlueMotion Match and R32 models.

* Some parts of leather interior will contain artificial leather.



02 The tilt and slide electric glass sunroof is extremely easy to use. Simply turn the automatic function to your desired setting. It also includes a sunblind for added comfort. Optional on Match, BlueMotion Match, GT Sport, GTI and R32 models.



03 The 2Zone electronic climate control is fully automatic to retain a precise internal temperature. It also benefits from a twin zone setting that allows the driver and front passenger up to 4°C difference in their chosen temperature settings. Even the glovebox is chilled should you be carrying snacks on your journey. Standard on GTI, GTI Pirelli and R32, and optional on Match, BlueMotion Match and GT Sport.



04 The front centre armrest has a handy storage compartment and also provides the rear seat passengers with two rear air vents and cup holders for comfort and convenience. Standard on Match, BlueMotion Match, GTI Pirelli and optional on all other models.



05 Radio system RCD 500 including dash-mounted MP3 compatible six CD autochanger with ten speakers – six front and four rear – for near perfect acoustics. Optional on GT Sport, GTI, GTI Pirelli and R32 models.



06 The DVD touch-screen satellite navigation/radio system not only delivers perfect sound quality, but it can also guide you to your destination in any one of 24 European countries. A 6½" high resolution touch-screen colour display shows a perspective (birdseye) view of your mapped route, in addition, landmarks, intersection zoom, points of interest and a route list can all be viewed in split screen mode. As well as featuring the latest in processor technology, resulting in quick route calculations this sophisticated system features a 30 GB hard drive to buffer the navigation data as well as store the driver's favourite audio and video files (i.e. MP3, WMA, DVD video data files), the integrated DVD drive and SD (Secure Digital) card reader also allow the playback of such audio and video files. Completing the multimedia experience is the ability to connect an external multimedia device (e.g. iPod and MP3 player) via the AUX-in socket. This option can also be specified with an armrest-mounted six CD autochanger. The front centre armrest also provides the rear seat passengers with two rear air vents and cup holders. Optional on Match, BlueMotion Match, GT Sport, GTI, GTI Pirelli and R32 models.

Please note: Radio system RCD 300, RCD 500, DVD touch-screen navigation/radio system and iPod preparation cannot be specified in conjunction with each other. Please consult your Volkswagen retailer for full details.



07 iPod preparation mounted in the front centre armrest allows you to link your iPod to the vehicle's audio system. Controls are then provided through the radio keypad or optional multifunction steering wheel. Standard on Match, BlueMotion Match and optional on GT Sport, GTI, GTI Pirelli and R32 models.

For S and BlueMotion S models, an RCD 300 radio/MP3 compatible CD player including front centre armrest and iPod preparation can be specified as a separate option.



08 The parking sensor emits an audible beep when reversing, as objects behind get closer the time between beeps shortens allowing confident parking every time. Also the passenger's mirror has a reverse activated kerb-view adjustment. Optional on all models.



01 Front fog lights provide added safety when driving in poor weather conditions. Standard on GT Sport, GTI, GTI Pirelli and optional on Match and BlueMotion Match models.



02 The Storage pack extends the numerous storage facilities to include a drawer under the passenger seat and a luggage net under the rear compartment cover. Optional on Match, BlueMotion Match and GT Sport models.



03 The alarm with interior protection provides formidable protection through its acoustic and optical features. An electronic engine immobiliser, as well as back-up horn ensure further security. Optional on S, BlueMotion S and standard on all other models.



04 The Winter pack offers comfort and safety during the coldest months. The Winter pack includes electrically heated front seats, heated windscreen washer jets, headlight washers and a low washer fluid level warning light. Optional on GT Sport, GTI, GTI Pirelli and R32 models.



05 Cruise control can be set at speeds over 19 mph to maintain a constant speed. So even on long journeys you can have a high degree of relaxation. Standard on Match, BlueMotion Match and optional on all other models.

06 Multifunction steering wheel (optional on GT Sport models) is also available as an option with paddle shift for DSG gearbox.

07 Multifunction steering wheel (optional on GTI and GTI Pirelli models) is also available as an option with paddle shift for DSG gearbox.

08 Multifunction steering wheel (optional on R32 models). The multifunction steering wheel with paddle shift is standard on the R32 with automatic DSG gearbox, but is available as an option without paddle shift for the R32 with manual gearbox.

All multifunction steering wheels allow convenient operation of the multifunction computer (Highline) and audio systems.



09 'Hockenheim' design 6 1/2 J x 16 light alloy wheels with 205/55 R16 tyres. Optional on S and Match models.



10 'Charleston' design 7 1/2 J x 18 light alloy wheels with 225/40 R18 tyres. Optional on GT Sport models.



11 'Monza II' design 7 1/2 J x 18 light alloy wheels with 225/40 R18 tyres. Optional on GTI models.



12 Gas discharge (Bi-Xenon) dipped and main beam headlights with automatic range adjustment improve visibility and the headlight washer system ensure they stay free from dirt. Standard on R32 and optional on GT Sport, GTI and GTI Pirelli models.

Making light of heavy traffic.

Model shown is Golf Match with optional 16" 'Hockenheim' alloy wheels and metallic paint.



The best way to see other vehicles, is in the rear-view mirror.



TSI technology provides some exciting additions to the range – award winning engines that combine power and economy. TSI is the name given to Volkswagen's direct petrol injection. The basic features common to all TSI engines are the downsizing concept, direct injection and turbocharging. This innovative engineering results in high tech engines with excellent torque and power output combined with low fuel consumption.

Incorporated into the TSI engines is FSI technology, whereby fuel is injected directly into the combustion chamber under high pressure. The benefit of this method – is that it only burns the exact amount of fuel required helping to reduce fuel consumption and boost performance.

The 1.4 TSI variant features both a supercharger and turbocharger, combining to output 140 PS at 5,600 rpm, offering impressive performance and dynamic power whilst still returning an economical 39.8 mpg on the Combined cycle* and a CO₂ emission of just 169 g/km.

A more powerful version, also featuring a supercharger and turbocharger is also available, producing 170 PS at 6,000 rpm and torque comparable to that of a typical naturally-aspirated 2.3 litre engine. This helps the Golf sprint from 0-62 mph in just 7.9 seconds, while still offering a low fuel consumption of 38.7 mpg on the Combined cycle*. The 140 PS and 170 PS engines are available with either a six speed manual gearbox or with a six speed automatic DSG gearbox.

The Golf is also available with four further petrol engines. The first is the 1.4 litre engine which develops 80 PS making it ideal whether driving in town traffic or on country roads.

The truly exhilarating 2.0 litre turbocharged engine develops 200 PS and, when coupled with the DSG automatic gearbox, can accelerate the Golf GTI from standstill to 62 mph in just 6.9 seconds. In addition, there is now a 230 PS version of this award winning engine available. Exclusive to the GTI Pirelli, this uprated engine outputs an additional 30 PS, making it the most powerful GTI engine ever.

The most powerful engine in the range is the phenomenal 3.2 litre V6 250 PS engine which powers the Golf R32. The V6 unit produces 320 Nm of torque from 2,800 rpm and is capable of a top speed of 155 mph (where the law permits).

Volkswagen's revolutionary DSG gearbox is now available as either a six speed or seven speed DSG automatic gearbox depending on which engine it is coupled to. The DSG gearbox offers a genuine alternative to a manual gearbox because it is able to change gear faster than a manual gearbox and more smoothly than a conventional automatic. Both DSG gearboxes feature an auto hold function which will prevent your Golf from rolling back when pulling away or during a hill start, making every journey just that little bit easier.

* Please see the individual specifications in this section for fuel consumption and CO₂ emissions figures.



Model shown is Golf GT Sport TDI DPF 170 PS with optional metallic paint.

The TDI engines available for the Golf eliminate any compromises – you can have performance as well as exceptional economy*. Such efficiency is due to its direct injection ‘Pumpe Düse’ technology that allows diesel to be injected into the combustion chamber in exact amounts at a unique pressure of 2,050 bar. For example, the 1.9 litre TDI develops 105 PS and 250 Nm of torque. But most impressive is its miserly use of fuel, returning up to 56.5 mpg over the Combined fuel cycle*. Alternatively, you could choose the 2.0 litre SDI diesel which produces 75 PS. It means the chore of filling up your car becomes something you have to endure less and less.

If you wish for economy*, but with added performance, the 2.0 litre TDI linked to either a six speed manual gearbox or the six speed DSG automatic is sure to satisfy. It generates 140 PS and is one of the strongest in its class when it comes to torque – reaching 320 Nm from just 1,750 rpm.

Also part of the diesel range is the 2.0 litre TDI DPF engine which develops 170 PS and an impressive 350 Nm of torque at 2,000 rpm, and is available with a six speed manual or six speed automatic DSG gearbox.

Available as a six speed or seven speed DSG automatic depending which engine you choose, the DSG gearbox is able to change gear faster than a manual gearbox and more smoothly than a conventional automatic. The DSG gearboxes also feature an auto hold function which automatically holds the vehicle when you come to a stop on a hill and then releases as you pull away.

As part of Volkswagen’s continued desire to satisfy European emissions legislation, certain diesel engines are now fitted with a Diesel Particulate Filter (DPF). This is part of the exhaust system responsible for cleaning the exhaust gases before they enter the atmosphere. In addition to converting the harmful exhaust gases in the same way as a conventional catalytic converter, the DPF uses advanced technology to reduce the emission of black smoke and soot. It filters the exhaust gases and particles before they leave the vehicle exhaust system, resulting in a cleaner environment and less pollution entering the atmosphere.

Please note, driving conditions within inner-cities and the Channel Islands may not provide optimum conditions for the use of DPF technology. Therefore, it is advised that you consider this before ordering your vehicle with DPF.



* Please see the individual specifications in this section for fuel consumption and CO₂ emissions figures.

S – 1.4 litre 80 PS.

Technical specification.

		Manual	
Engine	Engine type	Four cylinder petrol	
	Cubic capacity, ltrs/cc	1.4/1390	
	Max. output, PS ⁽⁰¹⁾ /kW at rpm	80/59 5000	
	Max. torque, lbs.ft/Nm at rpm	97/132 3800	
	Gearbox	Five speed manual	
Weights, kgs	Unladen weight ⁽⁰²⁾	1153	
	Gross vehicle weight	1770	
	Payload ⁽⁰²⁾	617	
	Axle load limit: Front Rear	930 890	
Trailer load limits, kgs ⁽⁰³⁾	Braked 12% incline	1000	
	Unbraked	610	
Performance	Top speed (where law permits), mph (km/h)	104 (168)	
	Acceleration, secs 0 - 62 mph	13.9	
	ABI insurance group	5	
Environmental information	Fuel grade, minimum	Unleaded, 95 RON ⁽⁰⁴⁾	
	Fuel tank capacity, galls/ltrs	12.1/55	
	Official fuel consumption, mpg/ltr per 100 km ⁽⁰⁶⁾		
	Urban	30.1/9.4	
	Extra-urban	51.4/5.5	
	Combined	40.9/6.9	
	Official CO ₂ emission, g/km ⁽⁰⁷⁾	164	
Emission class	EURO 4		
Noise, dB	73.0		

Notes.

- 01 The maximum power output figures are quoted in PS (or Pferdestärke, which is the metric equivalent of horsepower). To convert from metric to imperial horsepower, divide the PS figure by 1.0139.
- 02 Figures are calculated in accordance with manufacturer's criteria. Vehicle unladen weight ranges with 90% tank capacity without driver (75 kg). The individual unladen weight depends on the specification of the vehicle, this then reduces the possible payload accordingly.
- 03 With increasing altitude the engine performance diminishes. From 1,000 m above sea level and for every 1,000 m thereafter 10% of the vehicle/trailer weight (trailer weight + gross vehicle weight) must be deducted.
- 04 Thanks to the knock control, unleaded four star (at least 95 RON) can be used instead of unleaded Super plus. In order to achieve maximum fuel consumption benefits on the FSI engine, Ultra Low Sulphur Petrol (ULSP) must be used.
- 05 The use of RME and FAME (bio diesel) is not possible.
- 06 Official fuel consumption according to EU Directive 99/94. The consumption calculation according to 1999/100/EC is based on the actual unladen weight of the vehicle. Additional specifications can lead to a higher weight class and hence to consumption figures of this higher weight class. The driving style, road and traffic conditions, environmental influences and vehicle condition can in practice lead to consumption figures, which may differ from those calculated with this standard.
- 07 The weight of a vehicle will influence the level of CO₂ emission it produces; as a result, vehicles with higher levels of specification and factory-fitted options may emit higher levels of CO₂.

GT Sport – 1.4 litre TSI 140 PS.

Technical specification.

		Manual	Automatic DSG
Engine	Engine type	Four cylinder petrol	Four cylinder petrol
	Cubic capacity, ltrs/cc	1.4/1390	1.4/1390
	Max. output, PS ⁽⁰¹⁾ /kW at rpm	140/103 5600	140/103 5600
	Max. torque, lbs.ft/Nm at rpm	162/220 1750	162/220 1750
	Gearbox	Six speed manual	Six speed auto DSG
Weights, kgs	Unladen weight ⁽⁰²⁾	1262	1284
	Gross vehicle weight	1870	1890
	Payload ⁽⁰²⁾	608	606
	Axle load limit: Front Rear	1030 890	1050 890
Trailer load limits, kgs ⁽⁰³⁾	Braked 12% incline	1400	1400
	Unbraked	660	670
Performance	Top speed (where law permits), mph (km/h)	127 (205)	126 (203)
	Acceleration, secs 0 - 62 mph	8.8	8.8
	ABI insurance group	14	14
Environmental information	Fuel grade, minimum	Unleaded, 95 RON ⁽⁰⁴⁾	Unleaded, 95 RON ⁽⁰⁴⁾
	Fuel tank capacity, galls/ltrs	12.1/55	12.1/55
	Official fuel consumption, mpg/ltr per 100 km ⁽⁰⁶⁾		
	Urban	29.7/9.5	29.1/9.7
	Extra-urban	49.6/5.7	50.4/5.6
	Combined	39.8/7.1	39.8/7.1
	Official CO ₂ emission, g/km ⁽⁰⁷⁾	169	169
Emission class	EURO 4	EURO 4	
Noise, dB	73.0	70.0	

Notes.

- 01 The maximum power output figures are quoted in PS (or Pferdestärke, which is the metric equivalent of horsepower). To convert from metric to imperial horsepower, divide the PS figure by 1.0139.
- 02 Figures are calculated in accordance with manufacturer's criteria. Vehicle unladen weight ranges with 90% tank capacity without driver (75 kg). The individual unladen weight depends on the specification of the vehicle, this then reduces the possible payload accordingly.
- 03 With increasing altitude the engine performance diminishes. From 1,000 m above sea level and for every 1,000 m thereafter 10% of the vehicle/trailer weight (trailer weight + gross vehicle weight) must be deducted.
- 04 Thanks to the knock control, unleaded four star (at least 95 RON) can be used instead of unleaded Super plus. In order to achieve maximum fuel consumption benefits on the FSI engine, Ultra Low Sulphur Petrol (ULSP) must be used.
- 05 The use of RME and FAME (bio diesel) is not possible.
- 06 Official fuel consumption according to EU Directive 99/94. The consumption calculation according to 1999/100/EC is based on the actual unladen weight of the vehicle. Additional specifications can lead to a higher weight class and hence to consumption figures of this higher weight class. The driving style, road and traffic conditions, environmental influences and vehicle condition can in practice lead to consumption figures, which may differ from those calculated with this standard.
- 07 The weight of a vehicle will influence the level of CO₂ emission it produces; as a result, vehicles with higher levels of specification and factory-fitted options may emit higher levels of CO₂.

GT Sport – 1.4 litre TSI 170 PS.

Technical specification.

		Manual	Automatic DSG
Engine	Engine type	Four cylinder petrol	Four cylinder petrol
	Cubic capacity, ltrs/cc	1.4/1390	1.4/1390
	Max. output, PS ⁽⁰¹⁾ /kW at rpm	170/125 6000	170/125 6000
	Max. torque, lbs.ft/Nm at rpm	177/240 1750-5000	177/240 1750-5000
	Gearbox	Six speed manual	Six speed auto DSG
Weights, kgs	Unladen weight ⁽⁰²⁾	1298	1320
	Gross vehicle weight	1870	1890
	Payload ⁽⁰²⁾	572	570
	Axle load limit: Front Rear	1020 900	1040 900
Trailer load limits, kgs ⁽⁰³⁾	Braked 12% incline	1400	1400
	Unbraked	650	680
Performance	Top speed (where law permits), mph (km/h)	137 (220)	135 (218)
	Acceleration, secs 0 - 62 mph	7.9	7.7
	ABI insurance group	16	16
Environmental information	Fuel grade, minimum	Unleaded, 95 RON ⁽⁰⁴⁾	Unleaded, 95 RON ⁽⁰⁴⁾
	Fuel tank capacity, galls/ltrs	12.1/55	12.1/55
	Official fuel consumption, mpg/ltr per 100 km ⁽⁰⁶⁾		
	Urban	28.5/9.9	28.5/9.9
	Extra-urban	48.7/5.8	48.7/5.8
	Combined	38.7/7.3	38.7/7.3
	Official CO ₂ emission, g/km ⁽⁰⁷⁾	174	174
Emission class	EURO 4	EURO 4	
Noise, dB	74.0	73.0	

Notes.

- 01 The maximum power output figures are quoted in PS (or Pferdestärke, which is the metric equivalent of horsepower). To convert from metric to imperial horsepower, divide the PS figure by 1.0139.
- 02 Figures are calculated in accordance with manufacturer's criteria. Vehicle unladen weight ranges with 90% tank capacity without driver (75 kg). The individual unladen weight depends on the specification of the vehicle, this then reduces the possible payload accordingly.
- 03 With increasing altitude the engine performance diminishes. From 1,000 m above sea level and for every 1,000 m thereafter 10% of the vehicle/trailer weight (trailer weight + gross vehicle weight) must be deducted.
- 04 Thanks to the knock control, unleaded four star (at least 95 RON) can be used instead of unleaded Super plus. In order to achieve maximum fuel consumption benefits on the FSI engine, Ultra Low Sulphur Petrol (ULSP) must be used.
- 05 The use of RME and FAME (bio diesel) is not possible.
- 06 Official fuel consumption according to EU Directive 99/94. The consumption calculation according to 1999/100/EC is based on the actual unladen weight of the vehicle. Additional specifications can lead to a higher weight class and hence to consumption figures of this higher weight class. The driving style, road and traffic conditions, environmental influences and vehicle condition can in practice lead to consumption figures, which may differ from those calculated with this standard.
- 07 The weight of a vehicle will influence the level of CO₂ emission it produces; as a result, vehicles with higher levels of specification and factory-fitted options may emit higher levels of CO₂.

GTI – 2.0 litre T-FSI 200 PS.

Technical specification.

		Manual	Automatic DSG
Engine	Engine type	Four cylinder petrol	Four cylinder petrol
	Cubic capacity, ltrs/cc	2.0/1984	2.0/1984
	Max. output, PS ⁽⁰¹⁾ /kW at rpm	200/147 5100-6000	200/147 5100-6000
	Max. torque, lbs.ft/Nm at rpm	207/280 1800-5000	207/280 1800-5000
	Gearbox	Six speed manual	Six speed auto DSG
Weights, kgs	Unladen weight ⁽⁰²⁾	1328	1347
	Gross vehicle weight	1900	1920
	Payload ⁽⁰²⁾	572	573
	Axle load limit: Front Rear	1040 910	1060 910
Trailer load limits, kgs ⁽⁰³⁾	Braked 12% incline	1400	1400
	Unbraked	700	710
Performance	Top speed (where law permits), mph (km/h)	146 (235)	145 (233)
	Acceleration, secs 0 - 62 mph	7.2	6.9
	ABI insurance group	17	17
Environmental information	Fuel grade, minimum	Unleaded, 95 RON ⁽⁰⁴⁾	Unleaded, 95 RON ⁽⁰⁴⁾
	Fuel tank capacity, galls/ltrs	12.1/55	12.1/55
	Official fuel consumption, mpg/ltr per 100 km ⁽⁰⁶⁾		
	Urban	25.7/11.0	26.4/10.7
	Extra-urban	45.6/6.2	45.6/6.2
	Combined	35.3/8.0	35.8/7.9
	Official CO ₂ emission, g/km ⁽⁰⁷⁾	189	188
Emission class	EURO 4	EURO 4	
Noise, dB	75.0	74.0	

Notes.

- 01 The maximum power output figures are quoted in PS (or Pferdestärke, which is the metric equivalent of horsepower). To convert from metric to imperial horsepower, divide the PS figure by 1.0139.
- 02 Figures are calculated in accordance with manufacturer's criteria. Vehicle unladen weight ranges with 90% tank capacity without driver (75 kg). The individual unladen weight depends on the specification of the vehicle, this then reduces the possible payload accordingly.
- 03 With increasing altitude the engine performance diminishes. From 1,000 m above sea level and for every 1,000 m thereafter 10% of the vehicle/trailer weight (trailer weight + gross vehicle weight) must be deducted.
- 04 Thanks to the knock control, unleaded four star (at least 95 RON) can be used instead of unleaded Super plus. In order to achieve maximum fuel consumption benefits on the FSI engine, Ultra Low Sulphur Petrol (ULSP) must be used.
- 05 The use of RME and FAME (bio diesel) is not possible.
- 06 Official fuel consumption according to EU Directive 99/94. The consumption calculation according to 1999/100/EC is based on the actual unladen weight of the vehicle. Additional specifications can lead to a higher weight class and hence to consumption figures of this higher weight class. The driving style, road and traffic conditions, environmental influences and vehicle condition can in practice lead to consumption figures, which may differ from those calculated with this standard.
- 07 The weight of a vehicle will influence the level of CO₂ emission it produces; as a result, vehicles with higher levels of specification and factory-fitted options may emit higher levels of CO₂.

GTI Pirelli – 2.0 litre T-FSI 230 PS.

Technical specification.

		Manual	Automatic DSG
Engine	Engine type	Four cylinder petrol	Four cylinder petrol
	Cubic capacity, ltrs/cc	2.0/1984	2.0/1984
	Max. output, PS ⁽⁰¹⁾ /kW at rpm	230/169 5500-6300	230/169 5500-6300
	Max. torque, lbs.ft/Nm at rpm	221/300 2200-5200	221/300 2200-5200
	Gearbox	Six speed manual	Six speed auto DSG
Weights, kgs	Unladen weight ⁽⁰²⁾	1357	1376
	Gross vehicle weight	1900	1920
	Payload ⁽⁰²⁾	543	544
	Axle load limit: Front Rear	1040 910	1060 910
Trailer load limits, kgs ⁽⁰³⁾	Braked 12% incline	1400	1400
	Unbraked	710	720
Performance	Top speed (where law permits), mph (km/h)	152 (245)	151 (243)
	Acceleration, secs 0 - 62 mph	6.8	6.6
	ABI insurance group	18	18
Environmental information	Fuel grade, minimum	Unleaded, 95 RON ⁽⁰⁴⁾	Unleaded, 95 RON ⁽⁰⁴⁾
	Fuel tank capacity, galls/ltrs	12.1/55	12.1/55
	Official fuel consumption, mpg/ltr per 100 km ⁽⁰⁶⁾		
	Urban	25.0/11.3	26.4/10.7
	Extra-urban	44.8/6.3	45.6/6.2
	Combined	34.4/8.2	35.8/7.9
	Official CO ₂ emission, g/km ⁽⁰⁷⁾	194	188
Emission class	EURO 4	EURO 4	
Noise, dB	75.0	71.0	

Notes.

- 01 The maximum power output figures are quoted in PS (or Pferdestärke, which is the metric equivalent of horsepower). To convert from metric to imperial horsepower, divide the PS figure by 1.0139.
- 02 Figures are calculated in accordance with manufacturer's criteria. Vehicle unladen weight ranges with 90% tank capacity without driver (75 kg). The individual unladen weight depends on the specification of the vehicle, this then reduces the possible payload accordingly.
- 03 With increasing altitude the engine performance diminishes. From 1,000 m above sea level and for every 1,000 m thereafter 10% of the vehicle/trailer weight (trailer weight + gross vehicle weight) must be deducted.
- 04 Thanks to the knock control, unleaded four star (at least 95 RON) can be used instead of unleaded Super plus. In order to achieve maximum fuel consumption benefits on the FSI engine, Ultra Low Sulphur Petrol (ULSP) must be used.
- 05 The use of RME and FAME (bio diesel) is not possible.
- 06 Official fuel consumption according to EU Directive 99/94. The consumption calculation according to 1999/100/EC is based on the actual unladen weight of the vehicle. Additional specifications can lead to a higher weight class and hence to consumption figures of this higher weight class. The driving style, road and traffic conditions, environmental influences and vehicle condition can in practice lead to consumption figures, which may differ from those calculated with this standard.
- 07 The weight of a vehicle will influence the level of CO₂ emission it produces; as a result, vehicles with higher levels of specification and factory-fitted options may emit higher levels of CO₂.

R32 4MOTION – 3.2 litre V6 250 PS.

Technical specification.

		Manual 4MOTION	Automatic DSG 4MOTION
Engine	Engine type	Six cylinder petrol	Six cylinder petrol
	Cubic capacity, ltrs/cc	3.2/3189	3.2/3189
	Max. output, PS ⁽⁰¹⁾ /kW at rpm	250/184 6300	250/184 6300
	Max. torque, lbs.ft/Nm at rpm	236/320 2800-3000	236/320 2800-3000
	Gearbox	Six speed manual	Six speed auto DSG
Weights, kgs	Unladen weight ⁽⁰²⁾	1510	1538
	Gross vehicle weight	2080	2100
	Payload ⁽⁰²⁾	570	562
	Axle load limit: Front Rear	1090 1040	1110 1040
Trailer load limits, kgs ⁽⁰³⁾	Braked 12% incline	–	–
	Unbraked	–	–
Performance	Top speed (where law permits), mph (km/h)	155 (250)	154 (248)
	Acceleration, secs 0 - 62 mph	6.5	6.2
	ABI insurance group	18	18
Environmental information	Fuel grade, minimum	Unleaded, 95 RON ⁽⁰⁴⁾	Unleaded, 95 RON ⁽⁰⁴⁾
	Fuel tank capacity, galls/ltrs	12.1/55	12.1/55
	Official fuel consumption, mpg/ltr per 100 km ⁽⁰⁶⁾		
	Urban	19.0/14.9	21.6/13.1
	Extra-urban	34.0/8.3	36.7/7.7
	Combined	26.4/10.7	29.1/9.7
	Official CO ₂ emission, g/km ⁽⁰⁷⁾	257	233
Emission class	EURO 4	EURO 4	
Noise, dB	75.0	74.0	

Notes.

- 01 The maximum power output figures are quoted in PS (or Pferdestärke, which is the metric equivalent of horsepower). To convert from metric to imperial horsepower, divide the PS figure by 1.0139.
- 02 Figures are calculated in accordance with manufacturer's criteria. Vehicle unladen weight ranges with 90% tank capacity without driver (75 kg). The individual unladen weight depends on the specification of the vehicle, this then reduces the possible payload accordingly.
- 03 With increasing altitude the engine performance diminishes. From 1,000 m above sea level and for every 1,000 m thereafter 10% of the vehicle/trailer weight (trailer weight + gross vehicle weight) must be deducted.
- 04 Thanks to the knock control, unleaded four star (at least 95 RON) can be used instead of unleaded Super plus. In order to achieve maximum fuel consumption benefits on the FSI engine, Ultra Low Sulphur Petrol (ULSP) must be used.
- 05 The use of RME and FAME (bio diesel) is not possible.
- 06 Official fuel consumption according to EU Directive 99/94. The consumption calculation according to 1999/100/EC is based on the actual unladen weight of the vehicle. Additional specifications can lead to a higher weight class and hence to consumption figures of this higher weight class. The driving style, road and traffic conditions, environmental influences and vehicle condition can in practice lead to consumption figures, which may differ from those calculated with this standard.
- 07 The weight of a vehicle will influence the level of CO₂ emission it produces; as a result, vehicles with higher levels of specification and factory-fitted options may emit higher levels of CO₂.

S – 2.0 litre SDI 75 PS.

Technical specification.

		Manual	
Engine	Engine type	Four cylinder diesel	
	Cubic capacity, ltrs/cc	2.0/1968	
	Max. output, PS ⁽⁰¹⁾ /kW at rpm	75/55 4200	
	Max. torque, lbs.ft/Nm at rpm	103/140 2200-2400	
	Gearbox	Five speed manual	
Weights, kgs	Unladen weight ⁽⁰²⁾	1217	
	Gross vehicle weight	1830	
	Payload ⁽⁰²⁾	613	
	Axle load limit: Front Rear	1000 880	
Trailer load limits, kgs ⁽⁰³⁾	Braked 12% incline	1000	
	Unbraked	640	
Performance	Top speed (where law permits), mph (km/h)	101 (163)	
	Acceleration, secs 0 - 62 mph	16.7	
	ABI insurance group	4	
Environmental information	Fuel grade, minimum	Diesel Non DPF ⁽⁰⁵⁾	
	Fuel tank capacity, galls/ltrs	12.1/55	
	Official fuel consumption, mpg/ltr per 100 km ⁽⁰⁶⁾		
	Urban	41.5/6.8	
	Extra-urban	60.1/4.7	
	Combined	52.3/5.4	
	Official CO ₂ emission, g/km ⁽⁰⁷⁾	143	
Emission class	EURO 4		
Noise, dB	73.0		

Notes.

- 01 The maximum power output figures are quoted in PS (or Pferdestärke, which is the metric equivalent of horsepower). To convert from metric to imperial horsepower, divide the PS figure by 1.0139.
- 02 Figures are calculated in accordance with manufacturer's criteria. Vehicle unladen weight ranges with 90% tank capacity without driver (75 kg). The individual unladen weight depends on the specification of the vehicle, this then reduces the possible payload accordingly.
- 03 With increasing altitude the engine performance diminishes. From 1,000 m above sea level and for every 1,000 m thereafter 10% of the vehicle/trailer weight (trailer weight + gross vehicle weight) must be deducted.
- 04 Thanks to the knock control, unleaded four star (at least 95 RON) can be used instead of unleaded Super plus. In order to achieve maximum fuel consumption benefits on the FSI engine, Ultra Low Sulphur Petrol (ULSP) must be used.
- 05 The use of RME and FAME (bio diesel) is not possible.
- 06 Official fuel consumption according to EU Directive 99/94. The consumption calculation according to 1999/100/EC is based on the actual unladen weight of the vehicle. Additional specifications can lead to a higher weight class and hence to consumption figures of this higher weight class. The driving style, road and traffic conditions, environmental influences and vehicle condition can in practice lead to consumption figures, which may differ from those calculated with this standard.
- 07 The weight of a vehicle will influence the level of CO₂ emission it produces; as a result, vehicles with higher levels of specification and factory-fitted options may emit higher levels of CO₂.

S, Match – 1.9 litre TDI 105 PS.

Technical specification.

		Five speed manual S, Match	Six speed auto DSG Match	Seven speed auto DSG Match
Engine	Engine type	Four cylinder diesel	Four cylinder diesel	Four cylinder diesel
	Cubic capacity, ltrs/cc	1.9/1896	1.9/1896	1.9/1896
	Max. output, PS ⁽⁰¹⁾ /kW at rpm	105/77 4000	105/77 4000	105/77 4000
	Max. torque, lbs.ft/Nm at rpm	184/250 1900	184/250 1900	184/250 1900
	Gearbox	Five speed manual	Six speed auto DSG	Seven speed auto DSG
Weights, kgs	Unladen weight ⁽⁰²⁾	1251	1301	1279
	Gross vehicle weight	1890	1920	1910
	Payload ⁽⁰²⁾	639	619	631
	Axle load limit: Front Rear	1060 880	1090 880	1080 880
Trailer load limits, kgs ⁽⁰³⁾	Braked 12% incline	1400	1400	1400
	Unbraked	660	680	660
Performance	Top speed (where law permits), mph (km/h)	116 (187)	115 (185)	115 (185)
	Acceleration, secs 0 - 62 mph	11.3	11.5	11.3
	ABI insurance group	6	6	6
Environmental information	Fuel grade, minimum	Diesel Non DPF ⁽⁰⁵⁾	Diesel Non DPF ⁽⁰⁵⁾	–
	Fuel tank capacity, galls/ltrs	12.1/55	12.1/55	–
	Official fuel consumption, mpg/ltr per 100 km ⁽⁰⁶⁾			
	Urban	43.5/6.5	37.7/7.5	–
	Extra-urban	65.7/4.3	58.9/4.8	–
	Combined	56.5/5.0	48.7/5.8	–
	Official CO ₂ emission, g/km ⁽⁰⁷⁾	132	153	–
	Emission class	EURO 4	EURO 4	–
	Noise, dB	73.0	69.0	–
	Fuel grade, minimum	Diesel DPF ⁽⁰⁵⁾	–	Diesel DPF ⁽⁰⁵⁾
	Fuel tank capacity, galls/ltrs	12.1/55	–	12.1/55
	Official fuel consumption, mpg/ltr per 100 km ⁽⁰⁶⁾			
	Urban	44.8/6.3	–	44.1/6.4
	Extra-urban	62.8/4.5	–	61.4/4.6
	Combined	55.4/5.1	–	54.3/5.2
	Official CO ₂ emission, g/km ⁽⁰⁷⁾	135	–	137
	Emission class	EURO 4	–	EURO 4
Noise, dB	71.0	–	71.0	

Notes.

- 01 The maximum power output figures are quoted in PS (or Pferdestärke, which is the metric equivalent of horsepower). To convert from metric to imperial horsepower, divide the PS figure by 1.0139.
- 02 Figures are calculated in accordance with manufacturer's criteria. Vehicle unladen weight ranges with 90% tank capacity without driver (75 kg). The individual unladen weight depends on the specification of the vehicle, this then reduces the possible payload accordingly.
- 03 With increasing altitude the engine performance diminishes. From 1,000 m above sea level and for every 1,000 m thereafter 10% of the vehicle/trailer weight (trailer weight + gross vehicle weight) must be deducted.
- 04 Thanks to the knock control, unleaded four star (at least 95 RON) can be used instead of unleaded Super plus. In order to achieve maximum fuel consumption benefits on the FSI engine, Ultra Low Sulphur Petrol (ULSP) must be used.
- 05 The use of RME and FAME (bio diesel) is not possible.
- 06 Official fuel consumption according to EU Directive 99/94. The consumption calculation according to 1999/100/EC is based on the actual unladen weight of the vehicle. Additional specifications can lead to a higher weight class and hence to consumption figures of this higher weight class. The driving style, road and traffic conditions, environmental influences and vehicle condition can in practice lead to consumption figures, which may differ from those calculated with this standard.
- 07 The weight of a vehicle will influence the level of CO₂ emission it produces; as a result, vehicles with higher levels of specification and factory-fitted options may emit higher levels of CO₂.

BlueMotion – 1.9 litre TDI DPF 105 PS.

Technical specification.

		Five speed manual	
Engine	Engine type	Four cylinder diesel	
	Cubic capacity, ltrs/cc	1.9/1896	
	Max. output, PS ⁽⁰¹⁾ /kW at rpm	105/77 4000	
	Max. torque, lbs.ft/Nm at rpm	184/250 1900	
	Gearbox	Five speed manual	
Weights, kgs	Unladen weight ⁽⁰²⁾	1249	
	Gross vehicle weight	1880	
	Payload ⁽⁰²⁾	631	
	Axle load limit: Front Rear	1020 910	
Trailer load limits, kgs ⁽⁰³⁾	Braked 12% incline	1400	
	Unbraked	660	
Performance	Top speed (where law permits), mph (km/h)	118 (190)	
	Acceleration, secs 0 - 62 mph	11.3	
	ABI insurance group	6	
Environmental information	Fuel grade, minimum	Diesel DPF ⁽⁰⁵⁾	
	Fuel tank capacity, galls/ltrs	12.1/55	
	Official fuel consumption, mpg/ltr per 100 km ⁽⁰⁶⁾		
	Urban	48.7/5.8	
	Extra-urban	74.3/3.8	
	Combined	62.8/4.5	
	Official CO ₂ emission, g/km ⁽⁰⁷⁾	119	
Emission class	EURO 4		
Noise, dB	71.0		

Notes.

- 01 The maximum power output figures are quoted in PS (or Pferdestärke, which is the metric equivalent of horsepower). To convert from metric to imperial horsepower, divide the PS figure by 1.0139.
- 02 Figures are calculated in accordance with manufacturer's criteria. Vehicle unladen weight ranges with 90% tank capacity without driver (75 kg). The individual unladen weight depends on the specification of the vehicle, this then reduces the possible payload accordingly.
- 03 With increasing altitude the engine performance diminishes. From 1,000 m above sea level and for every 1,000 m thereafter 10% of the vehicle/trailer weight (trailer weight + gross vehicle weight) must be deducted.
- 04 Thanks to the knock control, unleaded four star (at least 95 RON) can be used instead of unleaded Super plus. In order to achieve maximum fuel consumption benefits on the FSI engine, Ultra Low Sulphur Petrol (ULSP) must be used.
- 05 The use of RME and FAME (bio diesel) is not possible.
- 06 Official fuel consumption according to EU Directive 99/94. The consumption calculation according to 1999/100/EC is based on the actual unladen weight of the vehicle. Additional specifications can lead to a higher weight class and hence to consumption figures of this higher weight class. The driving style, road and traffic conditions, environmental influences and vehicle condition can in practice lead to consumption figures, which may differ from those calculated with this standard.
- 07 The weight of a vehicle will influence the level of CO₂ emission it produces; as a result, vehicles with higher levels of specification and factory-fitted options may emit higher levels of CO₂.

GT Sport – 2.0 litre TDI 140 PS.

Technical specification.

		Manual	Automatic DSG
Engine	Engine type	Four cylinder diesel	Four cylinder diesel
	Cubic capacity, ltrs/cc	2.0/1968	2.0/1968
	Max. output, PS ⁽⁰¹⁾ /kW at rpm	140/103 4000	140/103 4000
	Max. torque, lbs.ft/Nm at rpm	236/320 1750-2500	236/320 1750-2500
	Gearbox	Six speed manual	Six speed auto DSG
Weights, kgs	Unladen weight ⁽⁰²⁾	1281	1316
	Gross vehicle weight	1910	1940
	Payload ⁽⁰²⁾	629	624
	Axle load limit: Front Rear	1080 880	1110 880
Trailer load limits, kgs ⁽⁰³⁾	Braked 12% incline	1500	1500
	Unbraked	670	690
Performance	Top speed (where law permits), mph (km/h)	127 (205)	126 (203)
	Acceleration, secs 0 - 62 mph	9.3	9.3
	ABI insurance group	14	14
Environmental information	Fuel grade, minimum	Diesel Non DPF ⁽⁰⁵⁾	Diesel Non DPF ⁽⁰⁵⁾
	Fuel tank capacity, galls/ltrs	12.1/55	12.1/55
	Official fuel consumption, mpg/ltr per 100 km ⁽⁰⁶⁾		
	Urban	40.9/6.9	35.8/7.9
	Extra-urban	60.1/4.7	57.6/4.9
	Combined	51.4/5.5	47.1/6.0
	Official CO ₂ emission, g/km ⁽⁰⁷⁾	145	159
	Emission class	EURO 4	EURO 4
	Noise, dB	72.0	71.0
	Fuel grade, minimum	Diesel DPF ⁽⁰⁵⁾	Diesel DPF ⁽⁰⁵⁾
	Fuel tank capacity, galls/ltrs	12.1/55	12.1/55
	Official fuel consumption, mpg/ltr per 100 km ⁽⁰⁶⁾		
	Urban	40.9/6.9	35.8/7.9
	Extra-urban	60.1/4.7	57.6/4.9
	Combined	51.4/5.5	47.1/6.0
	Official CO ₂ emission, g/km ⁽⁰⁷⁾	145	159
	Emission class	EURO 4	EURO 4
	Noise, dB	73.0	68.0

Notes.

- 01 The maximum power output figures are quoted in PS (or Pferdestärke, which is the metric equivalent of horsepower). To convert from metric to imperial horsepower, divide the PS figure by 1.0139.
- 02 Figures are calculated in accordance with manufacturer's criteria. Vehicle unladen weight ranges with 90% tank capacity without driver (75 kg). The individual unladen weight depends on the specification of the vehicle, this then reduces the possible payload accordingly.
- 03 With increasing altitude the engine performance diminishes. From 1,000 m above sea level and for every 1,000 m thereafter 10% of the vehicle/trailer weight (trailer weight + gross vehicle weight) must be deducted.
- 04 Thanks to the knock control, unleaded four star (at least 95 RON) can be used instead of unleaded Super plus. In order to achieve maximum fuel consumption benefits on the FSI engine, Ultra Low Sulphur Petrol (ULSP) must be used.
- 05 The use of RME and FAME (bio diesel) is not possible.
- 06 Official fuel consumption according to EU Directive 99/94. The consumption calculation according to 1999/100/EC is based on the actual unladen weight of the vehicle. Additional specifications can lead to a higher weight class and hence to consumption figures of this higher weight class. The driving style, road and traffic conditions, environmental influences and vehicle condition can in practice lead to consumption figures, which may differ from those calculated with this standard.
- 07 The weight of a vehicle will influence the level of CO₂ emission it produces; as a result, vehicles with higher levels of specification and factory-fitted options may emit higher levels of CO₂.

GT Sport – 2.0 litre TDI DPF 170 PS.

Technical specification.

		Manual	Automatic DSG
Engine	Engine type	Four cylinder diesel	Four cylinder diesel
	Cubic capacity, ltrs/cc	2.0/1968	2.0/1968
	Max. output, PS ⁽⁰¹⁾ /kW at rpm	170/125 4200	170/125 4200
	Max. torque, lbs.ft/Nm at rpm	258/350 2000	258/350 2000
	Gearbox	Six speed manual	Six speed auto DSG
Weights, kgs	Unladen weight ⁽⁰²⁾	1293	1328
	Gross vehicle weight	1910	1940
	Payload ⁽⁰²⁾	617	612
	Axle load limit: Front Rear	1070 910	1110 910
Trailer load limits, kgs ⁽⁰³⁾	Braked 12% incline	1500	1500
	Unbraked	680	700
Performance	Top speed (where law permits), mph (km/h)	137 (220)	135 (218)
	Acceleration, secs 0 - 62 mph	8.2	8.2
	ABI insurance group	16	16
Environmental information	Fuel grade, minimum	Diesel DPF ⁽⁰⁵⁾	Diesel DPF ⁽⁰⁵⁾
	Fuel tank capacity, galls/ltrs	12.1/55	12.1/55
	Official fuel consumption, mpg/ltr per 100 km ⁽⁰⁶⁾		
	Urban	36.2/7.8	34.9/8.1
	Extra-urban	58.9/4.8	52.3/5.4
	Combined	47.9/5.9	44.1/6.4
	Official CO ₂ emission, g/km ⁽⁰⁷⁾	156	169
Emission class	EURO 4	EURO 4	
Noise, dB	73.0	71.0	

Notes.

- 01 The maximum power output figures are quoted in PS (or Pferdestärke, which is the metric equivalent of horsepower). To convert from metric to imperial horsepower, divide the PS figure by 1.0139.
- 02 Figures are calculated in accordance with manufacturer's criteria. Vehicle unladen weight ranges with 90% tank capacity without driver (75 kg). The individual unladen weight depends on the specification of the vehicle, this then reduces the possible payload accordingly.
- 03 With increasing altitude the engine performance diminishes. From 1,000 m above sea level and for every 1,000 m thereafter 10% of the vehicle/trailer weight (trailer weight + gross vehicle weight) must be deducted.
- 04 Thanks to the knock control, unleaded four star (at least 95 RON) can be used instead of unleaded Super plus. In order to achieve maximum fuel consumption benefits on the FSI engine, Ultra Low Sulphur Petrol (ULSP) must be used.
- 05 The use of RME and FAME (bio diesel) is not possible.
- 06 Official fuel consumption according to EU Directive 99/94. The consumption calculation according to 1999/100/EC is based on the actual unladen weight of the vehicle. Additional specifications can lead to a higher weight class and hence to consumption figures of this higher weight class. The driving style, road and traffic conditions, environmental influences and vehicle condition can in practice lead to consumption figures, which may differ from those calculated with this standard.
- 07 The weight of a vehicle will influence the level of CO₂ emission it produces; as a result, vehicles with higher levels of specification and factory-fitted options may emit higher levels of CO₂.

The technology.

Engines

- Front transverse-installed engine
- 1.4 litre/80 PS¹ (59 kW) petrol engine: four cylinder in-line engine, aluminium/alloy cylinder block, aluminium cylinder head with double overhead camshaft, four valves per cylinder
- 1.4 litre/140 PS¹ (103 kW) petrol engine: TSI engine with dual-charging, double injection catalytic converter heating, turbocharger with waste gate, additional mechanical supercharger, intercooler, maintenance-free timing chain, continuous inlet camshaft timing adjustment, grey cast iron cylinder block, steel crankshaft, duo-centric oil pump, dual circuit cooling system, fuel system regulated according to requirements, high pressure fuel pump with a delivery pressure of up to 150 bar, four valves per cylinder. The TSI engine is the first to use both a supercharger and turbocharger which means the engine is charged by a supercharger in addition to the turbocharger depending on the torque requirements
- 1.4 litre/170 PS¹ (125 kW) petrol engine: TSI engine with dual-charging, double injection catalytic converter heating, turbocharger with waste gate, additional mechanical supercharger, intercooler, maintenance-free timing chain, continuous inlet camshaft timing adjustment, grey cast iron cylinder block, steel crankshaft, duo-centric oil pump, dual circuit cooling system, fuel system regulated according to requirements, high pressure fuel pump with a delivery pressure of up to 150 bar, four valves per cylinder. The TSI engine is the first to use both a supercharger and turbocharger which means the engine is charged by a supercharger in addition to the turbocharger depending on the torque requirements
- 2.0 litre/200 PS¹ (147 kW) and 2.0 litre/230 PS¹ (169 kW) petrol engines: four cylinder in-line engine, aluminium cylinder head, four valves per cylinder with roller rocker finger valve drive, electronic direct injection (T-FSI), variable inlet valve timing, programmed ignition with cylinder-selective anti-knock control, four single spark ignition coils, longlife spark plugs, exhaust gas turbocharger, three-way close-coupled pre-catalyst and underbody catalyst, lambda control
- 3.2 litre/250 PS¹ (184 kW) petrol engine: six cylinder transverse engine in 'V' format, aluminium cylinder head, four valves per cylinder with roller rocker valve lever drive, electronic indirect injection, six single spark ignition coils, three-way catalyst, lambda control
- 2.0 litre/75 PS¹ (55 kW) diesel engine: four cylinder in-line engine, cast iron cylinder block, two valves per cylinder, electronically controlled direct injection with pump injector unit, exhaust gas recirculation, catalytic converter
- 1.9 litre/105 PS¹ (77 kW) diesel engine: four cylinder in-line engine, cast iron cylinder block, two valves per cylinder, electronically controlled direct injection with pump injector unit ('Pumpe Düse'), oil cooler, intercooler, exhaust gas recirculation, turbocharger with variable turbine geometry, catalytic converter or catalytic coated diesel particulate filter (DPF)
- 2.0 litre/140 PS¹ (103 kW) diesel engine: four cylinder in-line engine, cast iron cylinder block, four valves per cylinder, (two valves per cylinder with DPF engine), electronically controlled direct injection with pump injector unit ('Pumpe Düse'), oil cooler, intercooler, exhaust gas recirculation, turbocharger with variable turbine geometry, catalytic converter or catalytic coated diesel particulate filter (DPF)
- 2.0 litre/170 PS¹ (125 kW) diesel engine: four cylinder in-line engine, cast iron cylinder block, four valves per cylinder, electronically controlled direct injection with pump injector unit ('Pumpe Düse'), oil cooler, intercooler, exhaust gas recirculation, turbocharger with variable turbine geometry, catalytic coated diesel particulate filter (DPF)

Transmission

- Front wheel drive through asbestos-free single-plate dry clutch. Hydraulic clutch-mechanism. Five/six speed manual gearbox with double joint half axles
- Four wheel drive (4MOTION only) with electronically controlled multi-plate clutch. Electronic differential lock, combined with a hydraulically operated single-plate dry clutch with asbestos-free lining via a six speed manual gearbox
- Five speed manual: 1.4 litre 80 PS, 2.0 litre 75 PS SDI, 1.9 litre 105 PS TDI, 1.9 litre 105 PS TDI DPF
- Six speed manual: 1.4 litre 140 PS TSI, 1.4 litre 170 PS TSI, 2.0 litre 200 PS T-FSI, 2.0 litre 230 PS T-FSI, 3.2 litre 250 PS, 2.0 litre 140 PS TDI, 2.0 litre 140 PS TDI DPF, 2.0 litre 170 PS TDI DPF
- Six speed automatic DSG: 1.4 litre 140 PS TSI, 1.4 litre 170 PS TSI, 2.0 litre 200 PS T-FSI, 2.0 litre 230 PS T-FSI, 3.2 litre 250 PS, 1.9 litre 105 PS TDI, 1.9 litre 105 PS TDI DPF, 2.0 litre 140 PS TDI, 2.0 litre 140 PS TDI DPF, 2.0 litre 170 PS TDI DPF
- Seven speed automatic DSG: 1.9 litre 105 PS TDI DPF

¹ The maximum power output figures are quoted in PS (or Pferdestärke, which is the metric equivalent of horsepower). To convert from metric to imperial horsepower, divide the PS figure by 1.0139.

Running gear

- Electronic Stabilisation Programme (ESP) including Electronic Differential Lock (EDL) and Traction Control (ASR)
- Front suspension through coil springs with telescopic shock absorbers, all elements integrated in chassis legs
- Rear suspension with gas pressure shock absorbers and separate springs
- Wheel control: front through chassis legs and (lower) triangular wishbones (directionally stabilising steering roll radius)
- Wheel control: rear through four-link suspension with independent wheel suspension
- Front and rear anti-roll bar

Steering

- Electro-mechanical steering rack, height and lengthways adjustable
- Collapsible safety steering column

Brakes

- Electronically controlled Anti-lock Braking System (ABS) with Electronic Brake-pressure Distribution (EBD)
- Diagonal twin-circuit brake system with inner-ventilated front disc brakes and rear disc brakes
- Asbestos-free brake pads

Dimensions.

**S, Match,
BlueMotion S,
BlueMotion Match,
GT Sport, GTI,
GTI Pirelli**

R32

Maximum luggage capacity, cu.ft (litres) VDA measuring method using 200 x 100 x 50 mm blocks	With rear seat upright*	12.4 (350)	9.7 (275)
	With rear seat folded*	46.1 (1305)	43.4 (1230)

* With standard steel space saver spare wheel.

**S, Match,
BlueMotion S,
BlueMotion Match,
GT Sport**

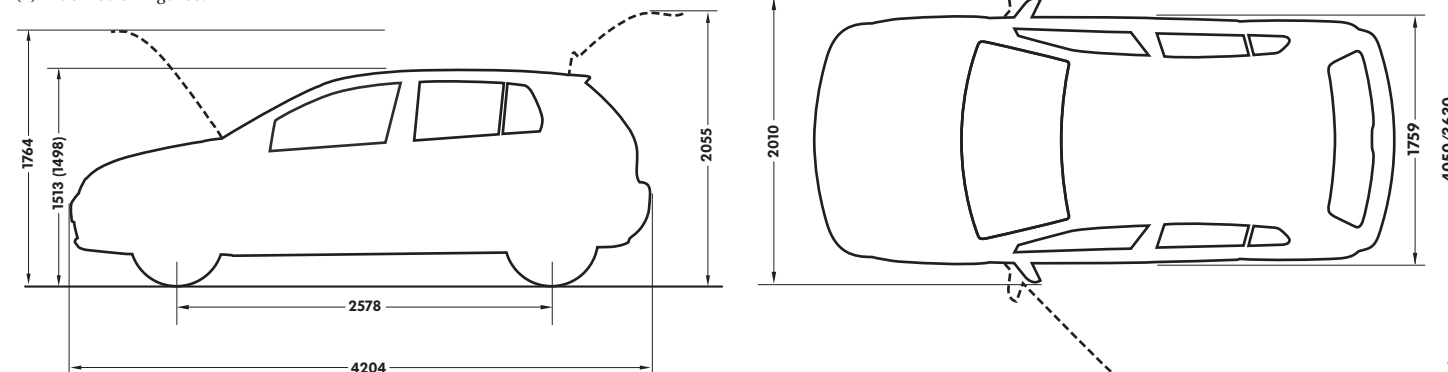
**GTI,
GTI Pirelli**

R32

Exterior dimensions	Length, mm	4204	4216	4246
	Width – excluding door mirrors, mm	1759	1759	1759
	Width – opened front doors – 3 door/5 door, mm	4050/3630	4050/3630	4050/3630
	Height, mm (BlueMotion models)	1513 (1498)	1501	1498
	Height – opened bonnet/floor, mm	1764	1756	1752
	Height – opened tailgate/floor, mm	2055	2044	2040
	Wheelbase, mm	2578	2578	2578

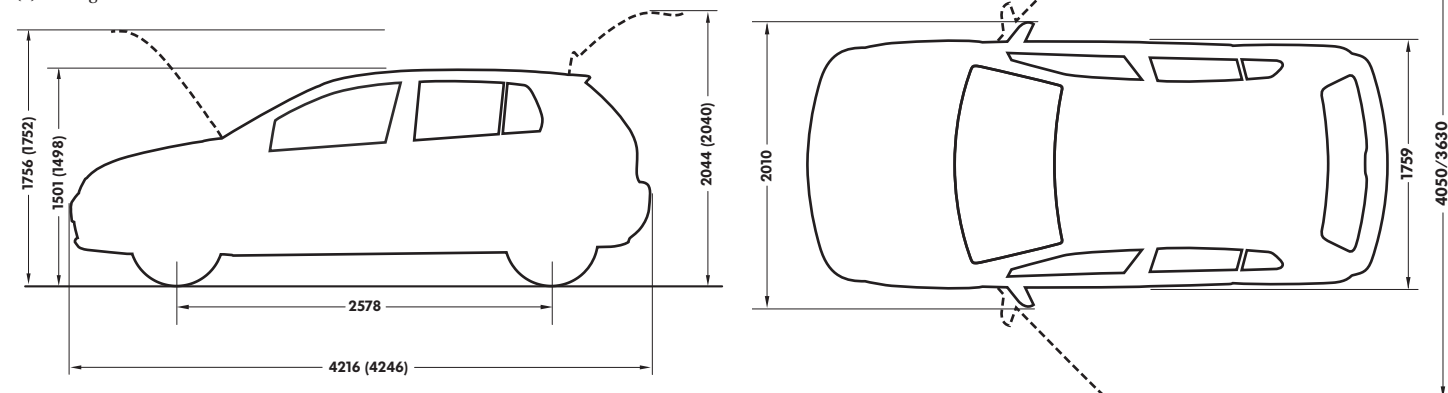
Exterior dimensions S, Match, BlueMotion S, BlueMotion Match, GT Sport

() BlueMotion figures.



Exterior dimensions GTI, GTI Pirelli, R32

() R32 figures.



Volkswagen service for your peace of mind.

The Volkswagen Warranty.

Three-year Warranty.

All Volkswagen Golfs come with a three-year/60,000 miles warranty, which protects your car against the failure of most mechanical and electrical components due to manufacturing defects. This comprises a two-year manufacturer's warranty with unlimited mileage plus a further one-year/60,000 miles (whichever is soonest) Retailer Warranty. Should the mileage exceed 60,000 miles within the first two years, the manufacturer's two-year warranty will still be valid. If an additional warranty for subsequent years or higher mileage is desired, it may be purchased from an authorised Volkswagen retailer or repairer; however, this additional warranty must be purchased before the mileage reaches 60,000*. Full details of the three-year warranty are available from your authorised Volkswagen retailer or repairer.

* All warranty work must be completed by an authorised Volkswagen retailer or repairer.

Three-year Paint Warranty.

The paintwork of the Golf is covered against manufacturing defects for a period of three years. Naturally, the Golf must be cared for in compliance with the operating instructions which will be found in your vehicle handbook. Please consult your authorised Volkswagen retailer or repairer for full warranty details.

12-year Body Protection Warranty.

The internal body sections and panels of the Golf are covered against rusting through from the inside for 12 years. Naturally, the Golf must be cared for in compliance with the operating instructions. Please consult your authorised Volkswagen retailer or repairer for full warranty details.

Service Intervals.

Volkswagen are pleased to offer you a choice on how your Golf is serviced. The appropriate selection is entirely dependent on how the car is likely to be driven and its general use. To help you identify which type of service would be most suitable, please refer to the following guide.

The Time and Distance Service is recommended for vehicles that will cover less than 10,000 miles in 12 months and if the vehicle is likely to be used in the following way:

- Predominantly urban driving, short journeys with frequent cold starts.
- Activities regularly producing high engine loading, e.g. frequent hill climbs, driving with vehicle fully loaded and towing.
- Uneconomical driving style using high rpms with heavy acceleration and heavy braking.

The service intervals for the Time and Distance Service are as follows:

- Oil change service
Every 10,000 miles/1 year (whichever is soonest).
- Interval service
Every 20,000 miles/2 years (whichever is soonest).
- Inspection service
Every 40,000 miles/3 years (whichever is soonest).

The LongLife Service is recommended for vehicles with a daily mileage of more than 25 miles where the vehicle is driven regularly mainly on longer distance journeys. The vehicle is driven mainly at a constant speed with minimum vehicle and engine loading, minimal towing and driven in an economical manner.

With the LongLife Service the vehicle can cover anywhere between 10,000[†] and a maximum of 18,000[†] miles or 24 months (whichever is soonest) between oil changes. Inspection service is typically in the third year of ownership and thereafter every second year, for vehicles with an approximate annual mileage of 10,000 miles.

[†] Please note that mileages are approximate as the service indicator system uses kilometres as the distance measurement. Please consult your authorised Volkswagen retailer or repairer for advice and full details.

Approved Accessories.

A comprehensive range of accessories from alloy wheels to carpet mats is available to complement the factory-fitted option list. Volkswagen Approved accessories purchased from and fitted by your authorised Volkswagen retailer at the point of vehicle sale will also benefit from the three-year vehicle warranty.

Volkswagen Insurance[‡].

Competitive and comprehensive motor insurance designed especially for Volkswagen drivers. All new and Approved Used Volkswagens come with complimentary seven-day cover upon request – we'll e-mail a cover note straight to your retailer, enabling them to tax your car easily. This way, you can drive straight out of the showroom. Taking out annual cover is easy and it can start when the seven-day cover expires. For more information contact your local Volkswagen retailer or call 0800 051 3136.

[‡] Volkswagen Insurance is underwritten and administered by Zurich Insurance Company. Volkswagen Insurance is a trading name of Volkswagen Insurance Service (Great Britain) Limited which is an appointed representative of Volkswagen Financial Services (UK) Limited. Zurich Insurance Company and Volkswagen Financial Services (UK) Limited are both authorised and regulated by the Financial Services Authority.

Extended Warranty.

You may purchase additional protection from your authorised Volkswagen retailer or repairer, or contact 0870 9000 115.

Volkswagen Finance[±].

Volkswagen Finance specialises in providing funding solutions for Volkswagen drivers. Whether your Volkswagen is for private or business use, you can choose from a range of funding options.

- Solutions – a personal contract plan
- Hire purchase
- Lease purchase
- Finance lease
- Contract hire

With all Volkswagen Finance products you can choose a fixed-cost maintenance plan to help you budget for your servicing and maintenance costs.

No matter what finance product you choose, your local Volkswagen retailer will be able to provide you with a personalised quote that could meet your budget and vehicle needs.

[±] Volkswagen Finance is a trading name of Volkswagen Financial Services (UK) Limited. An offer of finance depends on certain conditions. Available to people over 18 in the UK only.

Volkswagen Roadside Assistance.

Every new car is registered for Volkswagen Roadside Assistance for one year. This provides vehicle home and roadside recovery in the unlikely event of a breakdown in the UK and Europe (subject to conditions). Volkswagen Roadside Assistance can also be purchased for subsequent years. For full details, please contact your authorised Volkswagen retailer or repairer.

Tax Free Sales.

For full details, please contact your authorised Volkswagen retailer.

CO₂ Emission.

Increased weight of a vehicle, including higher trim levels and the addition of options will have a detrimental influence on the level of fuel consumption and CO₂ emissions produced.

The CO₂ and fuel consumption figures are obtained from tests on a representative vehicle of the type, conducted and approved in accordance with Council Directive 80/1268/EEC as amended by Directive 1999/100/EC (or later) on the approximation of the laws of the member states relating to the carbon dioxide emissions and the fuel consumption of motor vehicles.

Please Note: Some illustrations in this brochure do not necessarily reflect UK specifications and may not be available. In particular, controls and some items of equipment are positioned differently for the UK.

The specifications contained in this brochure are for information purposes only and are subject to change. If you require any specific feature, you must consult your authorised Volkswagen retailer who is regularly updated with any change in specification. Please check model availability and full specification details with your authorised Volkswagen retailer prior to ordering.

Note: We would like to advise you that telephone calls to Volkswagen Customer Care may be monitored and recorded as part of our training and quality assurance processes. All our monitoring and recording processes meet Ofcom regulations.