



Pushing the limits for Better



SUPRA





GR TOYOTA
Supra

The legend is back. Produced by TOYOTA GAZOO Racing, the development of the new Toyota GR Supra wasn't driven by simple performance numbers or headline lap times, but by a single-minded focus on the feeling you experience at the wheel.

CONDENSED EXTREME DESIGN

Chief Designer, Nobuo Nakamura, gave his team a simple brief for the Toyota GR Supra: the concept of “Condensed Extreme”. Free to express their vision of a pure, individual sports car, they drew on Toyota’s rich heritage to produce a car that’s indisputably modern, yet evokes the romance of classic sports car styling.

The Toyota GR Supra’s “Condensed Extreme” design refers directly to its appearance, evident in its long bonnet, compact body and wide stance. By blending motorsport aerodynamics with a contemporary, powerful look, it screams undiluted driving performance, even at a standstill.



Nobuo Nakamura

CHIEF DESIGNER

“I knew my mission was to create a design that would be visually and physically exciting to sports car fans. By using a front-mounted straight-six engine, rear-wheel drive layout – something rarely seen in today’s cars – I was able to reach something beyond Toyota’s boundaries.”



Tom Matsumoto

Tom Matsumoto

中村暢夫

Nobi Nakamura



FOR THE FEELING





THE SOUL OF TOYOTA SUPRA

A legend among sports car fans, moviegoers and gamers, the Toyota GR Supra has cemented its place in popular automotive culture over the last 40 years. With its long, sweeping bonnet, compact body and double-bubble roof, the new Toyota GR Supra's bloodline can actually be traced back to the 1960s, and the iconic Toyota 2000GT.

The resemblance is more than skin deep though, as a clear thread runs through each generation of the Toyota Supra: a smooth, responsive, in-line straight 6-cylinder front-mounted engine and rear-wheel drive configuration gives the purest driving experience possible.



2000GT
1967



A40
1978



A60
1981



A70
1987



A80
1993

POWERFUL SENSATION

At home on road or track, the Toyota GR Supra's 2.0-litre, in-line straight 4-cylinder and 3.0-litre, in-line straight 6-cylinder engines deliver seamless power and instant response. Featuring a twin-scroll turbocharger, direct fuel injection and variable valve control.

2.0-litre Petrol RWD*

Power: **254 BHP**

Fuel consumption[§]: **37.7 mpg**

CO₂ emissions[§]: **167 g/km**

Acceleration 0–62 mph: **5.2 seconds**

Top speed: **155 mph**

3.0-litre Petrol RWD[°]

Power: **335 BHP**

Fuel consumption[§]: **34.4 mpg**

CO₂ emissions[§]: **188 g/km**

Acceleration 0–62 mph: **4.3 seconds**

Top speed: **155 mph**

* Available on 2.0 Pro & Fuji Edition.

§ Combined cycle.

° Available on Jarama Race Track Edition & 3.0 pro.



High performance stopping power

To help drivers exploit its full dynamic potential, the new Toyota GR Supra's high-performance brakes feature 4-pot Brembo callipers on 18" & 19" alloy wheels.



Active sound design

The Toyota GR Supra is equipped with Active Sound Design with two selectable driving sounds. For everyday driving, Normal mode provides refined motoring that's perfect at the end of the day, whilst Sport mode delivers spine-tingling high tones and racing-inspired pops during downshifts.







RACING-INSPIRED AERODYNAMICS

TOYOTA GAZOO Racing has been instrumental in honing the Toyota GR Supra's performance. By drawing on its international motorsport expertise, the Toyota GR Supra's design achieves both optimum aerodynamic drag and lift characteristics, as well as an ideal 50:50 front/rear weight balance.

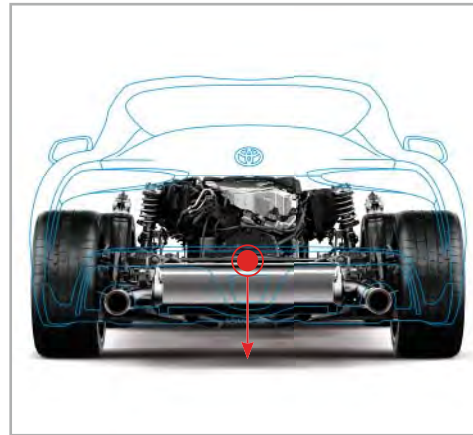
Under the skin, a light but rigid aluminium and steel composite frame ensures the Toyota GR Supra corners with precision. Elsewhere, aluminium control arms and swivel bearings reduce the car's weight, to give you confidence, grip and balance when you need it most.

Underfloor aerodynamics

Aerodynamic performance reaches new levels in the Toyota GR Supra. As well as a double-bubble roof that's designed to reduce drag and an arching rear spoiler that suppresses lift, airflow-regulating fins located underneath the body ensure ground-hugging performance.

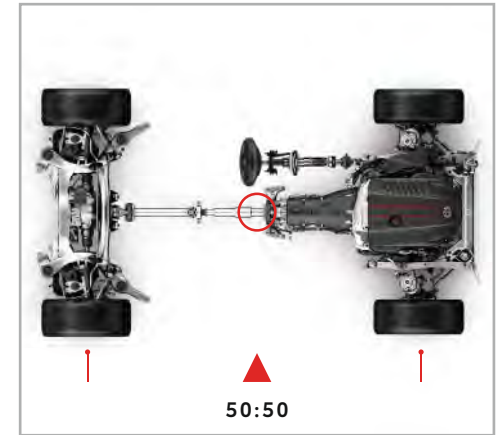
PURE FEELING

The new Toyota GR Supra has been conceived as a sports car in its purest form. It combines a short wheelbase and wide track to achieve the ideal 1.55 “golden ratio” and, as a result, provides exceptional agility and stability.



The golden ratio

The best balance between agility and stability is achieved when a car's wheelbase length and tread width ratio is between 1.5 and 1.6. The Toyota GR Supra achieves the ideal 1.55 “golden ratio”, which, when combined with a low centre of gravity and light weight, provides exceptional control and response at the limit.



All in the balance

Thanks to a short wheelbase and a traditional front-engined, rear-wheel drive layout, the Toyota GR Supra achieves the perfect 50:50 front-to-rear weight distribution, so you can enjoy neutral handling and seemingly limitless grip.







Focus on what matters

3.0 Pro is equipped with a Head Up Display (HUD), complementing the driver's instrument panel. The HUD highlights speed, safety features and navigation information clearly in your eyeline, minimising any potential distractions.

* Standard on 3.0 Pro only.



Modes to suit your mood

Switch between the Toyota GR Supra's two driving modes and feel engine, transmission, damping, steering and differential performance all adjust to suit your preferred driving style. For greater control, engage "Track" to reduce the level of intervention from the Vehicle Stability System.

DRIVER-CENTRIC CABIN

Influenced by the layout of single-seater racing cars, the cabin of the new Toyota GR Supra puts you at the centre of the action. Located around the purposeful, 3-spoke steering wheel, a Head Up Display* and digital combi-meter combine to give you all the information you need, when you need it most.

The Toyota GR Supra's 8.8" central multimedia system provides access to navigation, Toyota Supra Connect, music and voice recognition, so you can concentrate on the art of driving.

TOYOTA SUPRA CONNECT SERVICES

You don't want anything to distract you when you're behind the wheel of the Toyota GR Supra. That's why we've introduced Toyota Supra Connect, a range of connected services that makes your journey seamless.

Through the Toyota Supra Connect app and portal, you can control and activate a variety of functions remotely, including the Concierge Service and Apple CarPlay™.



Toyota Supra Connect can be downloaded directly from the Apple App Store to your iPhone or accessed via the Toyota Supra connect website <https://www.toyota-supraconnect.uk/>. Simply create an account and get access to a range of connected services such as "Find my car" or "Lock/Unlock my car".



MyT is a service that enables you to conveniently schedule a service, book maintenance or arrange repairs, via your smartphone. All you need to do to activate MyT is download the app, create an account and register your vehicle.





Remote control

The Toyota Supra Connect app on your iPhone gives you remote control over your car. If you need to check the fuel level, range and mileage, simply open the app. Should you need to lock and unlock the doors, flash the headlights or change ventilation settings – you can. What's more, it lets you send your next destination to the navigation system from your phone, with one tap.



Connected services

A range of connected services lets you talk to people when you need help – without a phone. The Concierge Service can locate restaurants, book hotels and even update you on the status of your flight. The eCall feature will automatically alert the emergency services in the event of a serious accident. The Breakdown Call feature puts you in touch with a roadside assistant in the event that your vehicle requires technical support.



Smartphone integration

Apple CarPlay™* is a safe and responsible way to enjoy the apps and maps available on your iPhone. For your convenience CarPlay™ transfers the functionality of your iPhone onto the 8.8" touch screen. Toyota GR Supra has the latest wireless CarPlay™ technology so no need for cables and no worries if you left your phone in your briefcase or handbag.

* Currently, only Apple CarPlay™ is offered, Android Auto™ is not available.

TAKE COMFORT IN THE CONTROL

With its asymmetric centre console, racing-inspired seats and premium technology, the new Toyota GR Supra offers the ultimate blend of GT comfort when you want it, and sports car control when you need it. Its power-adjustable* leather[§] seats incorporate heating and memory functions*, while adjustable side bolsters provide comfort and support.

For added convenience, the Toyota GR Supra's dual-zone air conditioning includes memory-touch switches for each operation, while the 8.8" central multimedia display can be operated as a touch screen, or by using a rotary controller.



A moment to relax

For moments when you want to settle back and relax, the new Toyota GR Supra is equipped with a 4-speaker audio system including Bluetooth® and USB port connections. Jarama Race Track Edition receives 10 speakers and the 3.0 Pro comes with a JBL® Premium Sound System, 12-speakers and wireless mobile phone charger.



A supportive seat

The new Toyota GR Supra's racing-inspired, power-adjustable* (including lumbar support) seats incorporate integrated heating and memory functions[§]. (Image shown in black leather, standard on 3.0 Pro.)

* Only available on Jarama Race Track Edition and 3.0 Pro.

[§] Only available on 3.0 Pro.







Pre-Collision System with Pedestrian and Cyclist Detection

The system, with Cyclist and Night-time Pedestrian Detection, combines a camera with radar technology to detect cyclists and other vehicles on the road, while also detecting pedestrians in low light. When the possibility of a collision is sensed, audio and visual warnings are triggered. If the driver doesn't react, or the brakes aren't applied with enough pressure, the system will automatically engage to prevent or mitigate a collision.



Lane Departure Alert with Steering Control

Using a camera to detect the lane markings in the road ahead, Toyota Safety Sense's Lane Departure Alert will give the driver audible and visual warnings if the vehicle starts to deviate from its lane without the indicator being applied. Steering Control applies corrective force in the case of unintentional lane departure.

A FORCE IN SAFETY

When a sports car can perform at this level, safety is paramount. That's why the Toyota GR Supra is equipped with Toyota Supra Safety+, a suite of technologies that includes Blind Spot Monitor*, Lane Departure Alert with Steering Control and Adaptive Cruise Control*. A tyre pressure monitoring system (TPMS), temperature alarm and an eCall function that alerts the emergency services in the event of a serious accident add to a sense of all-round confidence, no matter what the situation.

In the city, you are aided by pedestrian and cyclist detection, plus intelligent parking sensors with automatic braking*, to keep you and others out of harm's way.

* Only available on Jarama Race Track Edition and 3.0 Pro.

ALL ACTIVE SAFETY TECHNOLOGIES are intended to be back-up systems only and are not a substitute for safe and attentive driving. The functionality of these systems may be impacted by driving conditions. Further information is available from your local Toyota Centre.

DESIGNED TO PERFORM

The new 2.0 Pro grade offers 18" alloy wheels, black Alcantara® sports seats and Toyota Supra Safety. An 8.8" display audio system completes your introduction to Supra.

2.0 Pro grade main features

- 18" Black & Silver Bi-tone Machined-face alloy wheels (5-double-spoke)
- Active Sports differential
- Adaptive Variable Suspension (AVS)
- Supra Red Sports Calipers
- Toyota Supra Safety+ incl Pre-Collision System with Pedestrian and Cyclist Detection, Cruise Control, Lane Departure Alert (LDA) with steering control, Adaptive Auto High Beam (AHB) & Road Sign Assist (RSA)
- 8.8" Toyota Touch® 2 with Go navigation system, connected services, voice recognition, 4 speakers, DAB & Bluetooth® connectivity
- Reversing Camera
- Drive mode selector
- Electrically heated Black Alcantara® sports seats with power adjustable lumbar support
- Aluminium Pedals
- Smart Entry & Push-button Start
- LED headlights & LED Daytime running lights
- Power retractable door mirrors
- Dual-zone air conditioning
- eCall emergency call system





FUJI SPEEDWAY EDITION

The Fuji Speedway Edition is born out of a passion for breath-taking performance. It's a testament to the years of testing and refining, to the victories at Le Mans and the WRC.

Forged on the legendary racetrack at the foot of Mount Fuji, from the colour-coded mirrors to the Alcantara® sports seats, our racing colours say it all...

This is the real thing.

2.0 Fuji Speedway Edition main features (additional to 2.0 Pro)

- 19" Matt Black Forged alloy wheels (5-double-spoke)
- Black Alcantara® with Red Leather Sports seats
- Red door mirrors
- Only available in White Metallic



A touch of flair

Red door mirrors add a hint of the race track.



Ideal for the corners

To aid handling, the Fuji Speedway Edition's stunning 19" matt black alloy wheels are forged for strength and lightness.



Model shown is Fuji Speedway Edition.

PREMIUM FEEL, PURE PERFORMANCE

The Toyota GR Supra combines extraordinary levels of performance with high-end comfort and premium levels of equipment. Toyota GR Supra is always ready to entertain.

Jarama Race Track Edition main features (additional to 2.0 Pro)

- 19" Matt Black Forged alloy wheels (5-double-spoke)
- Unique Horizon Blue Metallic paint, and blue stitching on the Alcantara® seats.
- Matt black door mirrors
- Limited Edition badge
- Adaptive Cruise Control (ACC) with Full Stop & Start functionality
- Rear Cross Traffic Alert (RCTA)
- Blind Spot Monitor (BSM)
- Front & Rear Parking sensors
- 10-speakers
- Power sliding & reclining sports seats with drivers memory function
- LED Dual-beam Projector headlights
- Cornering lights
- Power adjustable door mirrors with memory function





3.0 Pro grade main features (additional to Jarama Race Track Edition)

- 19" Black & Silver Forged alloy wheels (5-Double-Spoke)
- Black leather Sports seats
- JBL® Premium Sound System with 12 speakers
- Wireless mobile phone charger
- Head Up Display (HUD)
- Piano black door mirrors



PERFORMANCE ART


The Toyota GR Supra's "Condensed Extreme" design will turn heads whichever colour you choose. With a choice of seven exterior finishes, from the striking Prominence Red to the powerful-looking Ice Grey metallic, your look is sure to impress.



C2Y Ice Grey Metallic*



C1D Horizon Blue**



A61 Prominence Red[§]



A96 White Metallic*



475 Black Metallic*



A83 Silver Metallic*



B21 Lightning Yellow



* Metallic paint.

§ Premium solid paint.

° Only on Jarama Race Track Edition.

SPORTY AND SOPHISTICATED

You will instantly feel the Toyota GR Supra's competition DNA, inside and out. Its racing-inspired sports seats can be wrapped in either sporty Alcantara® or luxurious leather. Completing the purposeful look are wheel-arch-filling, 19" alloys in polished and matt black finishes.

Black Alcantara® with Blue Stitching
Standard on Jarama Race Track Edition



Black Alcantara® & Red leather
Standard on Fuji Speedway Edition



Black Alcantara®
Standard on 2.0 Pro & 3.0



Black leather
Standard on 3.0 Pro



**19" Matt Black Forged alloy wheels
(5-double-spoke)**

Standard on Fuji Speedway Edition
and Jarama Race Track Edition



**18" Black & Silver Machined-face alloy wheels
(5-double-spoke)**

Standard on 2.0 Pro



**19" Black & Silver Forged alloy wheels
(5-double-spoke)**

Standard on 3.0 Pro



SPECIFICATIONS

ENVIRONMENTAL PERFORMANCE

2.0 Petrol 8-Speed Automatic

3.0 Petrol 8-Speed Automatic

Fuel consumption (WLTP)		
Combined (mpg)	37.7	34.4
Recommended fuel grade	91 or more (octane)	91 or more (octane)
Fuel tank capacity (l)	52	52
Carbon dioxide, CO₂ (NEDC equivalent)		
Combined CO ₂ g/km	167	188
Exhaust emissions (Regulation EC/715/2007 as amended by EC 2018/1832 DG)		
Euro class	EURO 6 DG	EURO 6
Carbon monoxide, CO (mg/km)	237.5	76.7
Hydrocarbons, THC (mg/km)	15.3	12.6
Hydrocarbons, NMHC (mg/km)	13.0	9.2
Nitrogen Oxides, NOx (mg/km)	13.5	9.3
Sound level drive by (dB(A))	69	68

Quoted mpg and CO₂: Figures are provided for comparability purposes; only compare fuel consumption and CO₂ figures with other cars tested to the same technical procedures. These figures may not reflect real-life driving results.

All vehicles are certified according to the World Harmonised Light Vehicle Test Procedure (WLTP). CO₂ figures (and hence car tax and recommended “on the road” prices) may differ from information printed before 1 April 2020, due to a change in the official method of calculation. This date may change; please visit www.vehicle-certification-agency.gov.uk/fcb/wltp.asp for the latest information.

Please contact your local Toyota Centre for further information.

ENGINE

2.0 Petrol 8-Speed Automatic

3.0 Petrol 8-Speed Automatic

Engine code	B48	B58
Number of cylinders	4, in line	6, in line
Fuel system	Direct injection	Direct injection
Displacement (cc)	1998	2998
Bore x stroke (mm x mm)	82.0 x 94.6	82.0 x 94.6
Compression ratio	10.2:1	11.0:1
Maximum power output (DIN hp)	258	340
Maximum power output (BHP)	254	335
Maximum power output (kW/rpm)	190/6500	250/6500
Maximum torque (Nm/rpm)	400/1550–4400	500/1600–4500

PERFORMANCE

Maximum speed (mph)	155	155
Acceleration 0–62 mph (secs)	5.2	4.3

WEIGHTS

Total gross vehicle mass (kg)	1710	1815
Kerb weight (kg)	1395–1470	1390–1495

SUSPENSION

Front	MacPherson strut	MacPherson strut
Rear	Multi-link	Multi-link

BRAKES

Front	Ventilated disc	Ventilated disc
Rear	Ventilated disc	Ventilated disc

SPECIFICATIONS

INTERIOR DIMENSIONS & LOAD VOLUME

2.0 Petrol 8-Speed Automatic

3.0 Petrol 8-Speed Automatic

Number of seats	2	2
Interior width (mm)	1460	1460
Interior height (mm)	972	972
VDA capacity up to roof (1st row up, litres)	290	290

EXTERIOR DIMENSIONS

Exterior length (mm)	4379	4378
Exterior width (mm)	1854	1853
Exterior height (mm)	1299	1292
Front tread (mm)	1609	1594
Rear tread (mm)	1616	1589
Front overhang (mm)	958	958
Rear overhang (mm)	951	950
Wheelbase (mm)	2470	2470
Min. running ground clearance (mm)	119	115

STEERING

2.0 Petrol 8-Speed Automatic

3.0 Petrol 8-Speed Automatic

Turning circle – tyre (m)	10.4	10.4
---------------------------	------	------

WHEELS

2.0 Pro

Fuji Speedway Edition

Jarama Race Track Edition

3.0 Pro

18" Black & Silver Bi-tone Machined-face alloy wheels (5-double-spoke)	●	–	–	–
19" Matt Black Forged alloy wheels (5-double-spoke)	–	●	●	–
19" Black & Silver Forged alloy wheels (5-double-spoke)	–	–	–	●
Tyre Repair Kit (TRK)	●	●	●	●

● = Standard ○ = Optional – = Not available



1594–1609 mm

1853–1854 mm



950–951 mm

2470 mm

958 mm

4378–4379 mm

1292–1299 mm



1589–1616 mm

1853–1854 mm

EQUIPMENT

EXTERIOR STYLING	<div style="display: flex; justify-content: space-between;"> 2.0 Pro Fuji Speedway Edition Jarama Race Track Edition 3.0 Pro </div>			
	LED Front light guide	●	●	●
Glass-integrated antenna	●	●	●	●
Chrome exhaust pipe finisher	●	●	–	–
Brushed Stainless Steel Exhaust Pipe Finisher	–	–	●	●
Piano black door mirrors	●	–	–	●
Red door mirrors	–	●	–	–
Matt black door mirrors	–	–	●	–

EXTERIOR COMFORT

LED Auto headlights	●	●	●	●
Follow-me-home headlights	●	●	●	●
Auto wipers	●	●	●	●
Power-adjustable driver door mirror	●	●	–	–
Power-adjustable door mirrors	–	–	●	●
Memory function on door mirrors	–	–	●	●
Electric heated door mirrors	●	●	●	●
Power retractable door mirrors	●	●	●	●
Reverse-gear tilting passenger door mirror	●	●	●	●
Electrochromatic Door Mirrors	●	●	●	●
Remote door lock	●	●	●	●

INTERIOR STYLING

Electronic parking brake	●	●	●	●
Aluminium door scuff plates	●	●	●	●
Aluminium pedals	●	●	●	●

INTERIOR COMFORT	<div style="display: flex; justify-content: space-between;"> 2.0 Pro Fuji Speedway Edition Jarama Race Track Edition 3.0 Pro </div>			
	Smart Entry & Push-button start	●	●	●
Heated driver & passenger seats with power-adjustable lumbar support	●	●	●	●
Manually height-adjustable, reclining & sliding driver & passenger seats	●	●	–	–
Power height-adjustable, reclining & sliding driver & passenger seats, with memory function on drivers seat	–	–	●	●
Dual-zone automatic air conditioning	●	●	●	●
Wireless mobile phone charger	–	–	–	●
Head Up Display (HUD)	–	–	–	●
Electrochromatic auto-dimming rear view mirror	●	●	●	●
Digital speedometer	●	●	●	●
Paddle shifts	●	●	●	●
Manual telescopic & tilting steering wheel	●	●	●	●
Audio, multimedia and telephone switches on steering wheel	●	●	●	●
Adjustable Speed Limiter (ASL) switch on steering wheel	●	●	●	●
Cruise Control switch on steering wheel	●	●	–	–
Adaptive Cruise Control (ACC) switch on steering wheel	–	–	●	●
Driver & passenger sun visors with mirrors & lights	●	●	●	●
Front footwell lights	–	–	–	●
Boot light	●	●	●	●
Speed-detecting automatic door lock	●	●	●	●
12v power outlet – Boot	–	–	–	●
12v power outlet – Front	●	●	●	●

STORAGE	Jarama Race Track Edition			
	2.0 Pro	Fuji Speedway Edition	Jarama Race Track Edition	3.0 Pro
Front cup holders	●	●	●	●
Driver & passenger seatback pockets	●	●	●	●
Glovebox light	–	–	–	●
Luggage holding net with hooks	–	–	–	●

MULTIMEDIA

MULTIMEDIA	Jarama Race Track Edition			
	2.0 Pro	Fuji Speedway Edition	Jarama Race Track Edition	3.0 Pro
8.8" Toyota Touch® multimedia system	●	●	●	●
Bluetooth® Connectivity	●	●	●	●
Digital Audio Broadcast (DAB)	●	●	●	●
Toyota Touch® 2 with Go Navigation	●	●	●	●
Toyota Supra Connect	●	●	●	●
Voice recognition	●	●	●	●
4 speakers	●	●	–	–
10 speakers	–	–	●	–
12 speakers	–	–	–	●
JBL® Premium Sound System	–	–	–	●
USB connector	●	●	●	●

SAFETY

SAFETY	Jarama Race Track Edition			
	2.0 Pro	Fuji Speedway Edition	Jarama Race Track Edition	3.0 Pro
Pre-Collision System with Pedestrian and Cyclist Detection	●	●	●	●
Lane Departure Alert (LDA) with Steering Control	●	●	●	●
Reversing Camera	●	●	●	●
Road Sign Assist (RSA)	●	●	●	●
Immobiliser, Intrusion & Tilt detecting sensors	●	●	●	●
eCall emergency call system	●	●	●	●
Cruise Control	●	●	–	–
Adaptive Cruise Control (ACC) With Full Stop & Start Functionality	–	–	●	●

SAFETY

SAFETY	Jarama Race Track Edition			
	2.0 Pro	Fuji Speedway Edition	Jarama Race Track Edition	3.0 Pro
Rear Cross Traffic Alert (RCTA)	–	–	●	●
Blind Spot Monitor (BSM)	–	–	●	●
Front & Rear parking sensors with Rear–End Collision warning	–	–	●	●
Adaptive Automatic High Beam (AHB)	●	●	●	●
LED Daytime running lights	●	●	●	●
LED headlights	●	●	–	–
LED Dual-beam Projector headlights	–	–	●	●
Cornering lights	–	–	●	●
Automatic headlight levelling	●	●	●	●
LED Indicators integrated on door mirrors	●	●	●	●
Emergency Brakelight Signal (EBS)	●	●	●	●
LED high mounted stop light	●	●	●	●
Supplemental Restraint System (SRS) airbags – 7 airbags	●	●	●	●
Front seat belt reminder	●	●	●	●
Tyre Pressure Monitoring System (TPMS)	●	●	●	●
Vehicle Stability Control (VSC)	●	●	●	●
Traction Control (TRC)	●	●	●	●
SUPRA Sports Front & Red Sports Rear Brake Calipers	●	●	●	●

PERFORMANCE, TRANSPORT AND PROTECTION

PERFORMANCE, TRANSPORT AND PROTECTION	Jarama Race Track Edition			
	2.0 Pro	Fuji Speedway Edition	Jarama Race Track Edition	3.0 Pro
Drive mode selector	●	●	●	●
Adaptive Variable Suspension (AVS)	●	●	●	●
Active Sports Differential	●	●	●	●
Dual exhaust pipes	●	●	●	●
Floor mats	●	●	●	●

● = Standard ○ = Optional – = Not available



Pushing the limits for Better

WWW.TOYOTA.CO.UK/GRSUPRA

While every effort is made to reproduce accurate information, we reserve the right to change specifications, equipment and availability without prior notice. This brochure cannot be regarded as infallible (some of the vehicles shown may not be to exact UK specification), and as such does not constitute an offer for sale of any particular vehicle or specification. For the latest specification and availability, we ask that you contact your local Toyota Centre. Vehicle body colours may differ slightly from the printed images in this brochure.

Quoted mpg and CO₂: Figures are provided for comparability purposes; only compare fuel consumption and CO₂ figures with other cars tested to the same technical procedures. These figures may not reflect real-life driving results. Fuel consumption and CO₂ produced varies significantly depending on a number of factors, including the accessories fitted (post-registration), driving style, conditions, speed and vehicle load.

All models and grades are certified according to the World Harmonised Light Vehicle Test Procedure (WLTP). All mpg and CO₂ figures quoted are full WLTP figures.

The official CO₂ figures for vehicles changed as from 6 April 2020, due to a change in the official method of calculation. CO₂ figures are used in the calculation of Vehicle Excise Duty (car tax) for new cars during their first year of registration. As a result, all CO₂ figures, car tax and 'on the road' prices for new vehicles, which were provided or displayed prior to 6 April 2020, may now have changed for vehicles which were not registered before that date. These dates may change, please visit www.vehicle-certification-agency.gov.uk/fcb/wltp.asp for the latest information.

Please contact your local Toyota Centre for further information.

© 2021 by Toyota Motor Europe NV/SA ("TME"). No part of this publication may in any way be reproduced without the prior written approval of Toyota (GB) PLC.



Toyota UK



@ToyotaUK

GBNGV-0920B-SA June 2021