



PRIUS PLUG-IN HYBRID

WHY SHOULD I CHOOSE THE PRIUS PLUG-IN HYBRID?

THE PIONEERING HYBRID WITH EXTENDED ELECTRIC RANGE. IT'S A JOY TO DRIVE!

CONTENTS

- 4 Performance
- 8 Charging
- 10 Design
- 16 Technology
- 18 Safety
- 24 Grades
- 26 Accessories
- 28 Colours and trims
- 30 Specifications
- 34 Equipment
- 38 Start your impossible
- 40 Ownership



The Prius Plug-in Hybrid combines the strengths of advanced hybrid technology with the benefits of extended EV driving. It feels good too. Enjoy a truly unforgettable driving experience with powerful acceleration and silky smooth driving dynamics.

MORE DISTANCE, LESS EMISSIONS

Everything you love in a Prius, but with more power in electric drive, increased electric range, reduced CO₂ and lower fuel consumption. The 8.8 kWh battery means you can now travel up to 34 miles when you drive on electric only. CO₂ emissions are at their lowest level ever at 28 g/km and fuel consumption is up to 235.4 mpg*.

THE MOST TECHNICALLY ADVANCED HYBRID

Prius Plug-in Hybrid comes with an abundance of cutting-edge technology, including wireless phone charging and Adaptive Automatic High Beam technology.



* The fuel consumption and CO₂ values of your vehicle may vary from those measured. Driving behaviour as well as other factors (such as road conditions, traffic, vehicle condition, installed equipment, load, number of passengers, ...) play a role in determining a car's fuel consumption and CO₂ emissions.

ELECTRIC

HYBRID



HOW
DOES IT
FEEL TO
DRIVE?

FAST, SMOOTH, DYNAMIC
WITH INSTANT ACCELERATION
(IT'S QUIET TOO).


Glide around the streets with a new sense of freedom and accelerate with power and purpose. The dynamic and highly responsive drive is backed up by precise handling and reassuring stability, thanks to Toyota's new high rigidity platform. While the optimised sound-proofing creates a quiet and relaxed interior ambience.

GREATER POWER

Enjoy instant and powerful acceleration in EV mode thanks to Toyota's first dual motor drive system. EV power is an outstanding 68 kW.

OPTIMISED PERFORMANCE

Maximise your efficiency and performance by choosing to run on electric or hybrid to suit your journey – whether you are in the city or out on the open road.



* Weighted and combined cycle.

PLUG-IN HYBRID

1.8 l Plug-in Hybrid

Power

122 DIN hp

Fuel consumption*

188.3–235.4 mpg

CO₂ emissions*

28–34 g/km

Acceleration

11.1 seconds

0–62 mph



2 ELECTRIC MOTORS

INSTANT ACCELERATION



HOW FAR CAN I DRIVE?

DRIVE FOR UP TO 34 MILES IN EV MODE.

A NEW APPROACH TO DRIVING

You save money by plugging in. The more often you charge up, whether at home, at work or at a public charge point, the greater your fuel savings will be by travelling in EV mode.

THE POWER IS IN YOUR HANDS

With the majority of average daily drives being under 40 miles you can easily cover most trips in EV mode.

TRAVEL FURTHER FOR LESS

The Plug-in Hybrid system has been optimised to maximise overall efficiency, selecting the best operating mode for every situation. It chooses the electric motor where possible and the right ratio of electric motor and petrol engine when driving conditions demand.

EVERYDAY JOURNEYS

LONGER JOURNEYS



UP TO
34 MILES
ELECTRIC RANGE



+



HOW
SIMPLE IS
RECHARGING?

RECHARGING IS QUICK
AND EASY AT HOME,
OR OUT AND ABOUT.

The Plug-in system is designed to make your life easy, with charging cables for both a domestic plug socket and a home wall box or public charge point. And now with more and more public charge points, you'll find it convenient to recharge wherever you are – at home, at the office or in the street.

REGENERATIVE BRAKING

Every time you brake, small charges are given back to the EV battery.

LARGE 8.8 KW BATTERY

This means you'll need to charge up less yet be able to drive further on each journey. Remember, the more you keep the battery fully topped up, the greater your fuel savings will be by travelling further in electric mode.




**BRAKE
ENERGY
RECOVERY**



BATTERY

CHARGING UNIT



POWER CONTROL UNIT

DUAL MOTOR DRIVE SYSTEM

1.8 l PETROL ENGINE



2 HOURS

CHARGING TIME*



CHARGE AT YOUR CONVENIENCE

You can now plan your recharging through the preset timer. Especially useful if you prefer to recharge during off-peak hours. You can even set the car to pre-heat or air condition before your journey and check your battery power as you go, so you know when you will next need to recharge.

CHARGING AT HOME

Charge in only 3 hours using a domestic plug socket. Just like your mobile phone. Alternatively, install a dedicated wall box at home or use a public charge point to fully power up in approximately 2 hours. The dashboard LED display will keep you up to date on your charge status.

* Approximate time, with Mennekes cable.

LOW. SLEEK. AERODYNAMIC. CUTTING-EDGE DESIGN.

Every detail of the distinctive exterior is designed to deliver outstanding efficiency and performance. The Prius Plug-in Hybrid is defined by sleek aerodynamic forms, state-of-the-art technology and ingenious innovations – such as the reinforced lightweight materials used on supercars. The result is an iconic design brimming with dynamic style and personality.



AERODYNAMICS

The sleek, advanced aerodynamic shape gives 0.25 drag coefficient (Cd) helping to maximise your mpg performance. The unique double-bubble rear back glass optimises airflow and enhances aerodynamic performance.



EXPRESSIVE LED LIGHTS

Sleek 4-projector LED headlamps enhance the advanced feel. The cutting-edge Adaptive Automatic High Beam system allows each LED lamp to be controlled individually for extra safety and efficiency.

The rear combination LED lamps feature red outer lenses that accentuate the unique contours of the design when lit.



11:27

READY

51.5 mi

20%

88%

0 mph

27200 mi

13 mi

HOME

11:27

MEAL

ALBUM

MAP

POWER VOLUME

PHONE

MUSIC

MAPS

MESSAGES

Now Playing

Podcasts

Audiobooks

CH >

< TRACK

PHONE

SETUP

TUNE SOURCE

JBL

A/C

21.5

20.5

OFF

AUTO

EV

EV CITY

DRIVE MODE

RND

P

A SPACE WHERE EVERYTHING IS TRULY DESIGNED AROUND YOU.

State-of-the-art controls are perfectly positioned on the curved instrument panel and leather steering wheel. All on hand and easy to use. Full colour displays keep you up to date on your progress, monitoring efficiency, performance and charge levels.



DRIVE MODES

The Prius Plug-in Hybrid operates in three driving modes to suit driving conditions and your needs:

EV mode – primarily uses the electric motors, delivering a powerful 68 kW electric drive for up to 34 miles.

HV (Hybrid) mode – seamlessly combines the petrol engine and the electric motors and allows you to reserve the electric power, ready for urban areas.

EV-city mode – uses the electric motors only, for up to 53 kW, without any engine input to ensure no fuel use or emissions at the tailpipe.

When battery power drops below a certain threshold, the car automatically switches to HV mode without any input from the driver. You can also boost the efficiency or power of each mode by using the Drive Mode performance settings: Eco, Normal or Power.



ENJOY THE SPACIOUS AND REFINED INTERIOR WHERE GROUND-BREAKING TECHNOLOGY AND PURE COMFORT SIT SIDE BY SIDE.

A five-seat layout that delivers high levels of comfort, relaxation and unprecedented personal space. There's no shortage of well-located storage places too, and with the Easy Flat seat system, the 60:40 rear seats can be independently folded away, creating a flat load space.



MULTIMEDIA

At the heart of operations is the 8" touch screen display with Go navigation & smartphone integration via Apple CarPlay and Android Auto™. You can use your favourite apps like Spotify, WhatsApp, Audible, Google Maps and Waze. MyT Multimedia gives you access to the information you really need, like real-time traffic alerts and speed camera alerts. You can also check Points of Interest, locate parking spaces and review destinations with Google.



AIR CONDITIONING

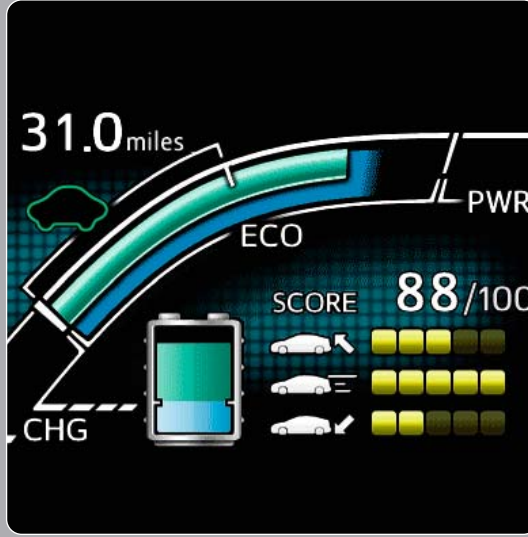
The world's first Gas Injection Heat Pump system allows you to activate air conditioning or heating without starting the engine. It's air-based so can heat up or cool down in seconds – faster than a conventional heating system. While individual passenger detection will make sure everyone feels comfortable in their own space. In addition it can be activated remotely.

Apple CarPlay is a trademark of Apple Inc.



HEAD UP DISPLAY

The full-colour display shows vehicle speed and speed limit information as well as incorporating a hybrid system indicator.




MULTI-INFORMATION DISPLAY

Follow and control every detail of your car's performance in real-time. The multi-information display includes accelerator guidance, Eco performance, battery levels, regenerative energy flow and the charging pre-set timer.



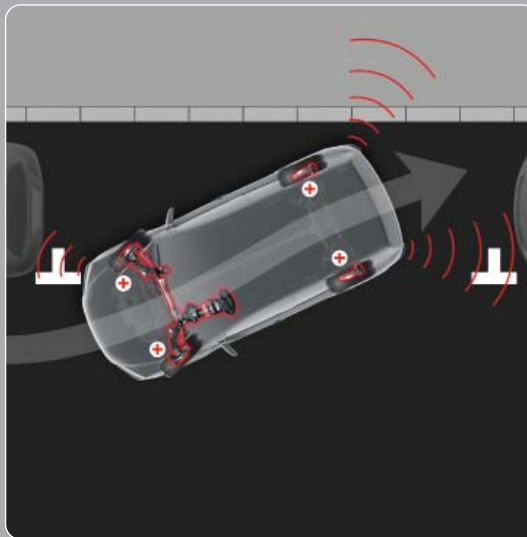
WIRELESS PHONE CHARGER

For your convenience, mobile devices can be charged simply by placing compatible devices on the charging pad, avoiding the need for separate chargers or cables.



REAR CROSS TRAFFIC ALERT (RCTA)

RCTA allows you to reverse out of a parking space safely by detecting other vehicles approaching your blind spot area. Using quasi-millimetre wave radar, RCTA alerts you with a buzzer and flashing indicators on the outer mirrors.



SIMPLE INTELLIGENT PARKING ASSIST WITH AUTOMATIC BRAKING

Simple Intelligent Parking Assist automatically manoeuvres you into your chosen parking spot, whether between two vehicles or behind one. Using ultrasonic sensors on the front side-bumper to identify a suitable parking space. You simply control

THOUGHTFUL TECHNOLOGY TO INFORM AND ASSIST YOU.

A wealth of advanced technology will enhance your drive and make your life that little bit easier.

the reversing speed with the support of automatic braking that helps prevent or reduce collisions at slow speeds, if the accelerator is misapplied or if the brakes are activated too late.

DRIVE SAFELY IN THE KNOWLEDGE THAT YOU ARE PROTECTED BY INTELLIGENT SAFETY FEATURES.

The Prius Plug-in Hybrid features Toyota Safety Sense 2, an active safety package which provides a comprehensive range of safety systems. Working together, they help to create a more secure driving environment for everyone.

ALL ACTIVE SAFETY TECHNOLOGIES are intended to be back-up systems only and are not a substitute for safe and attentive driving. The functionality of these systems may be impacted by driving conditions.

Further information is available from your local Toyota Centre.

TOYOTA SAFETY SENSE



Adaptive Automatic High Beam



Lane Departure Alert with Steering Control



Road Sign Assist



Pre-Collision System with Pedestrian and Cyclist Detection



Intelligent Adaptive Cruise Control with Full Stop Functionality



Lane Trace Assist



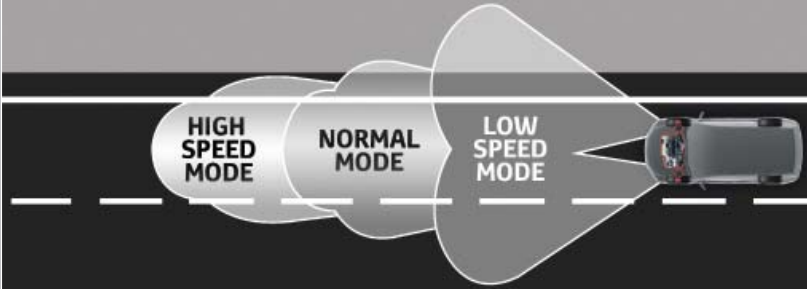
DISCOVER MORE ABOUT TOYOTA SAFETY SENSE TECHNOLOGY.

ADAPTIVE AUTOMATIC HIGH BEAM

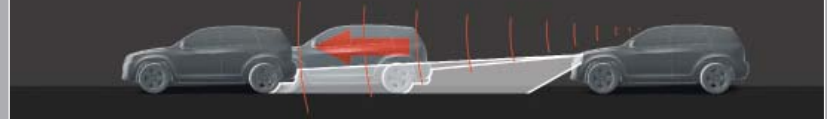
This system enhances visibility and safety during night driving by allowing you to maintain the best illumination at all times, without being an annoyance to other drivers.

1. Depending on where the car is driven, it automatically adjusts the distribution and intensity of your beam, allowing you to see further ahead on a motorway or creating a wider spread for detecting pedestrians in residential areas.
2. When there are vehicles ahead it automatically activates shutters within the headlights to shadow the area where there is a vehicle, while the area without traffic remains fully illuminated.
3. Whilst travelling behind another car in low beam it ensures that you automatically have the optimal lighting.
4. When approaching a bend in the road it adjusts the direction of the headlights to brighten your way ahead as you turn.

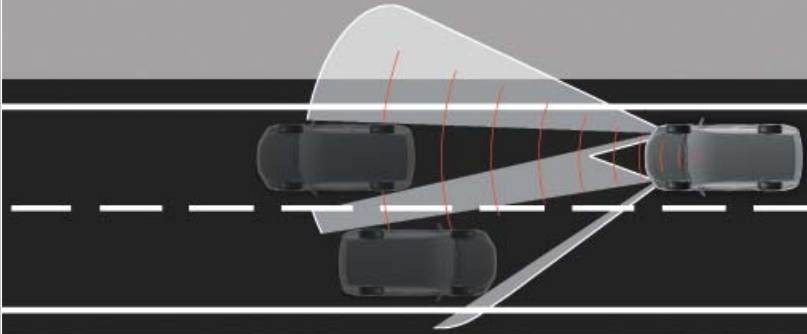
1.



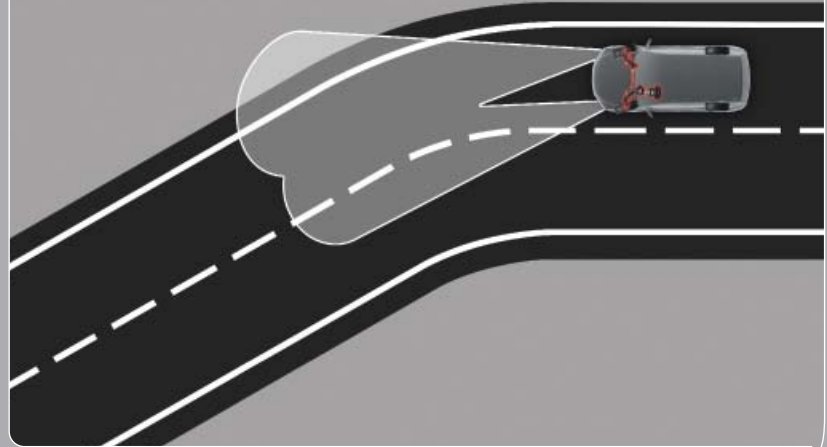
3.



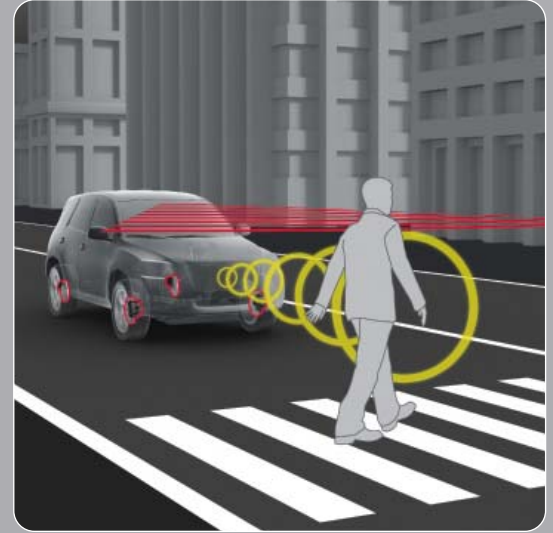
2.



4.

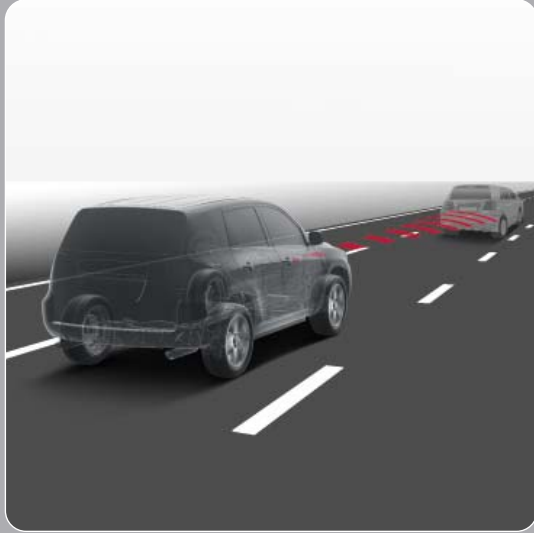


DISCOVER MORE ABOUT TOYOTA SAFETY SENSE TECHNOLOGY.



PRE-COLLISION SYSTEM WITH CYCLIST DETECTION & NIGHT-TIME PEDESTRIAN DETECTION

Pre-Collision System uses a camera and laser to detect other vehicles in the road ahead. When the possibility of a collision is detected the driver is alerted with audio and visual warnings and brake assistance is activated. If the driver fails to brake in time the brakes automatically engage to prevent or mitigate a collision.



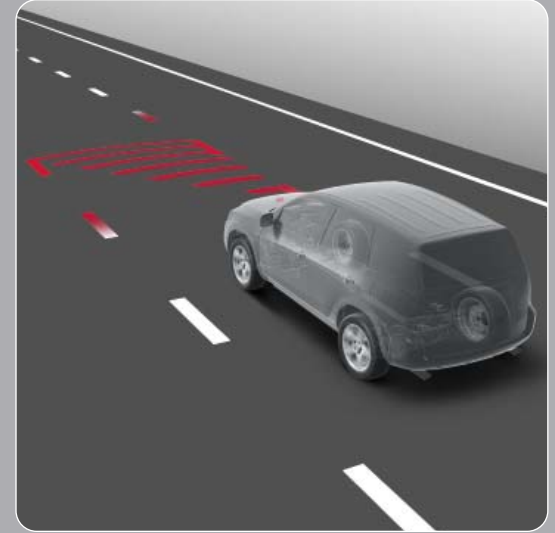
INTELLIGENT ADAPTIVE CRUISE CONTROL WITH FULL STOP FUNCTIONALITY

This technology allows you to pre-set your cruising speed and the minimum distance from the vehicle in front. If the car in front reduces speed, the system will keep the pre-set distance and will instantly bring the car to a complete standstill if traffic halts. When the car in front moves off again, the system will gradually accelerate until your vehicle returns to the pre-set cruising speed. To move off from a standstill, the system is reactivated by pressing the accelerator or by the cruise control lever.



ROAD SIGN ASSIST

Road Sign Assist monitors the road signs ahead, displaying useful information such as the current speed limit or overtaking restrictions in clear view on the colour TFT display. The system also provides a visual and audible warning if you are not following the road sign indication.



LANE DEPARTURE ALERT WITH STEERING CONTROL

Using a camera to detect the lane markings in the road ahead, Lane Departure Alert will give the driver audible and visual warnings if the vehicle starts to deviate from its lane without the turn indicator being applied. Steering Control applies corrective force in the case of unintentional lane departure.

LANE TRACE ASSIST

If the car begins to drift from the centre of the lane unintentionally, steering assist is applied to correct its course.

BUSINESS EDITION PLUS



Image shown: Standard Black trim.



Main features

- 15" bi-tone grey & silver alloy wheels (5-double-spoke)
- Toyota Safety Sense 2: Pre-Collision System with Cyclist Detection and Night-time Pedestrian Detection, Lane Departure Alert with Steering Control, Lane Trace Assist, Automatic High Beam, Intelligent Adaptive Cruise Control with Road Sign Assist
- Smart phone Integration including Apple CarPlay and Android Auto™
- Connected car functionality with MyT app
- Smart Entry and push-button start

- Power-retractable door mirrors
- Blind Spot Monitor (BSM)
- Rear Cross Traffic Alert (RCTA)
- Reversing camera
- Dual-zone automatic air conditioning
- LED headlamps
- Automatic wipers
- Wireless phone charger
- Heated driver and front passenger seats
- Driver seat electric lumbar support
- Colour Head Up Display
- Toyota Touch® 2 with Go navigation system

Optional features

- Cool Grey fabric trim
- Protection+ Pack
- Rear parking sensors

EXCEL



Image shown: Optional Cool Grey trim.

Main features (in addition to Business Edition Plus)

- Black leather seat trim
- JBL® Premium Sound System with 10 Speakers
- Simple Intelligent Parking Assist (SIPA) with front and rear parking sensors

Optional features

- Cool Grey leather trim
- Protection+ Pack

PROTECTION+ PACK

The Protection+ Pack helps keep your Toyota Prius Plug-in at showroom condition. The rear bumper protection plate helps prevent scrapes and scratches when loading items into the boot, while the boot liner prevents damage to the boot carpet. These are combined with front and rear mud flaps, which are designed to protect your car from mud, spray and stone chips, and aluminium scuff plates to protect your door sills.

1. FRONT AND REAR MUD FLAPS

The design minimises water, mud and stones spraying onto your car's body.

2. BUMPER PROTECTION PLATE

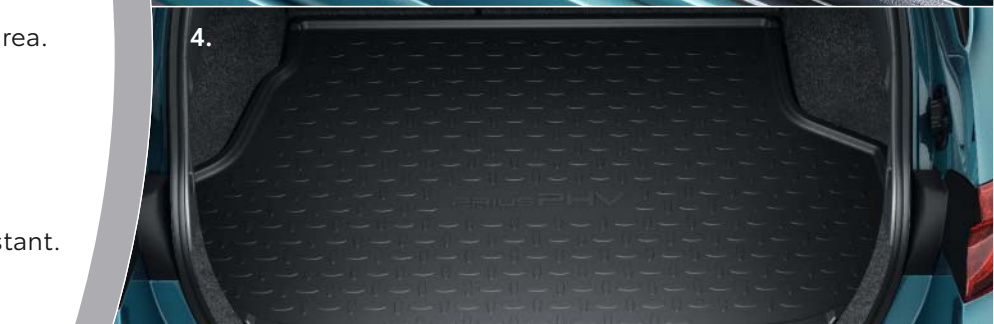
Designed to protect the rear bumper paintwork against scratching when sliding heavy or awkward loads into the boot. It is also particularly effective for guarding the paintwork of the boot area.

3. SCUFF PLATES

The polished finish introduces a compelling detail to your car's interior.

4. BOOT LINER

Made of plastic with raised edges to be water- and mud-resistant.

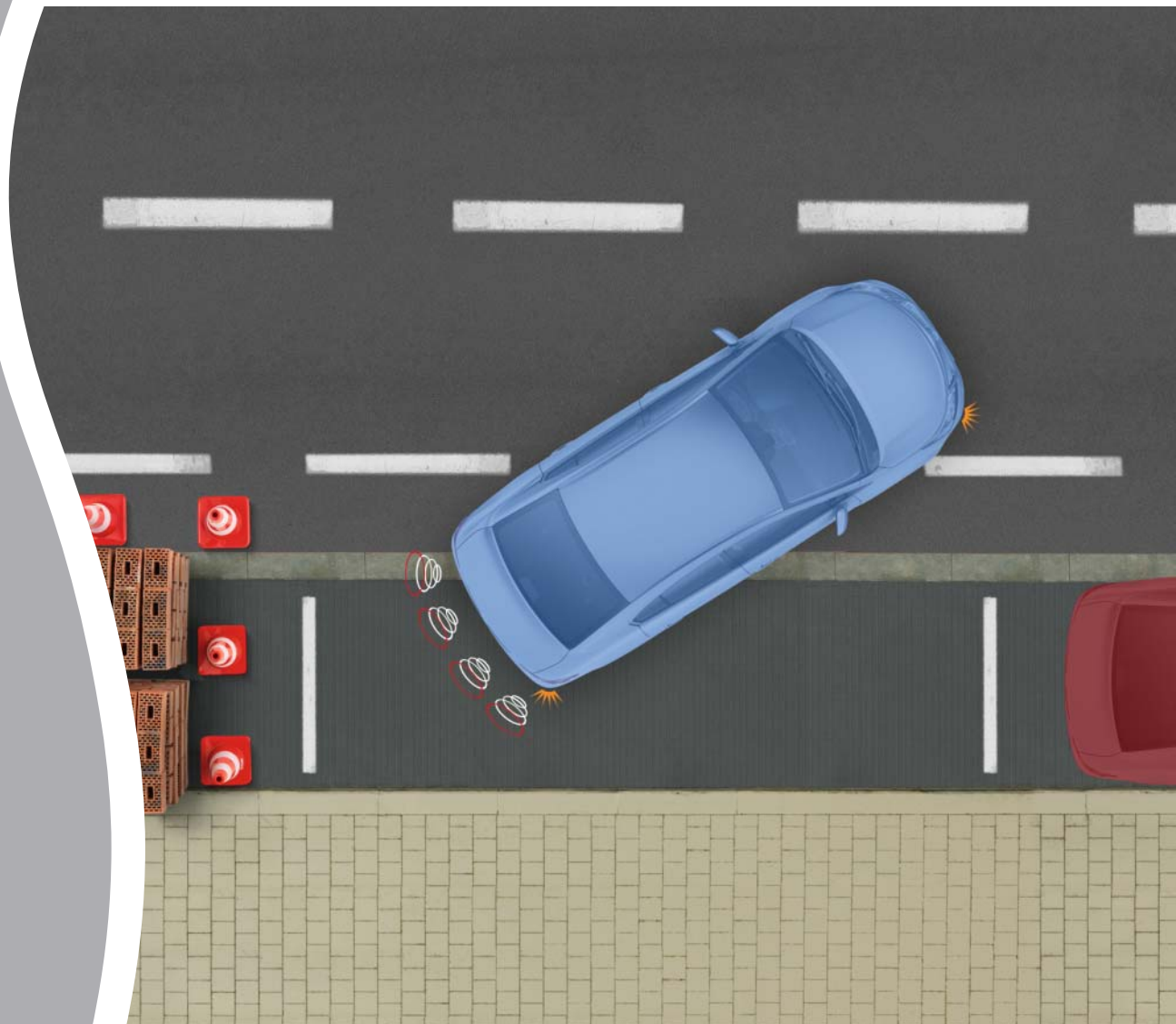


REAR PARKING SENSORS

The four ultrasonic rear parking sensors are linked to an in-cabin alarm that gets increasingly louder as you approach objects. The sound of the sensors can be switched off if preferred.

Choice of options and accessories fitted (pre-registration) may affect the official CO₂ figures, car tax and 'on the road' price.

Business Edition grade only. This system is not the same as the SIPA fitted to Excel grade. It only offers audible proximity warnings.



CHOOSE FROM A
RANGE OF PREMIUM
COLOURS AND TRIMS.

15" bi-tone
grey and silver
alloy wheels
(5-double-spoke)



040 Pure White



089 Platinum White Pearl*



1G3 Decuma Grey[§]



218 Galaxy Black[§]



3U5 Scarlet Flare*



791 Spirited Aqua[§]

* Pearlescent paint.

[§] Metallic paint.



Black fabric
Standard on Business Edition Plus



Black leather
Standard on Excel



Cool Grey fabric with black fabric inserts
Optional on Business Edition Plus



Cool Grey leather with black leather inserts
Optional on Excel

SPECIFICATIONS

ENVIRONMENTAL PERFORMANCE

1.8 Plug-in Petrol Hybrid (122 hp) Automatic

WLTP test figures	
Combined driving (mpg)	188.3–235.4
Fuel grade – recommended	95 or more
Fuel tank capacity (l)	43
Combined CO ₂ (g/km)	28–34
Euro class	EURO 6 DG
Carbon Monoxide, CO (mg/km)	28.3
Hydrocarbons, THC (mg/km)	5.1
Hydrocarbons, NMHC (mg/km)	4.7
Nitrogen Oxides, NOx (mg/km)	3.7
Sound level drive by (dB(A))	67

Quoted mpg and CO₂: Figures are provided for comparability purposes; only compare fuel consumption and CO₂ figures with other cars tested to the same technical procedures. These figures may not reflect real-life driving results. All vehicles are certified according to the World Harmonised Light Vehicle Test Procedure (WLTP). CO₂ figures (and hence car tax and recommended 'on the road' prices) may differ from information printed before 1 April 2020, due to a change in the official method of calculation. This date may change, please visit www.vehicle-certification-agency.gov.uk/fcb/wltp.asp for the latest information. Please contact your local Toyota Centre for further information.

ENGINE

1.8 Plug-in Petrol Hybrid (122 hp) Automatic

Engine code	2ZR-FXE
Number of cylinders	4, in line
Valve mechanism	16-valve DOHC, chain drive (with VVT-i)
Fuel injection system	SFI
Displacement (cc)	1798
Bore x stroke (mm x mm)	80.5 x 88.3
Compression ratio	13.0:1
Maximum torque (Nm@rpm)	142/3600
Electric front motor: type	Permanent magnet, synchronous motor

ENGINE**1.8 Plug-in Petrol Hybrid (122 hp)
Automatic**

Electric front motor: maximum output (kW@rpm)	53.0
Electric front motor: maximum torque (Nm@rpm)	163
Hybrid vehicle battery: type	Lithium ion battery
Hybrid vehicle battery: number of modules	95
Hybrid vehicle battery: capacity Ah (hr)	25
Maximum output (DIN hp)	122
Maximum output (kW)	90

TRANSMISSION**1.8 Plug-in Petrol Hybrid (122 hp)
Automatic**

Type	Automatic
------	-----------

PERFORMANCE**1.8 Plug-in Petrol Hybrid (122 hp)
Automatic**

Maximum speed (mph)	100
Acceleration 0–62 mph (secs)	11.1
Drag coefficient	0.25

SUSPENSION**1.8 Plug-in Petrol Hybrid (122 hp)
Automatic**

Front	MacPherson strut
Rear	Double wishbone

BRAKES**1.8 Plug-in Petrol Hybrid (122 hp)
Automatic**

Front	Ventilated disc
Rear	Disc

SPECIFICATIONS

LOAD CAPACITY

1.8 Plug-in Petrol Hybrid (122 hp) Automatic

Number of seats	5
Luggage capacity (laden to tonneau cover) (l)	191
Luggage capacity (laden to roof) (l)	359
Luggage capacity (rear seats down, laden to roof) (l)	1204
2-seat mode (laden to parcel shelf) (l)	702
2-seat mode (laden to roof) (l)	1204

DIMENSIONS & WEIGHTS

1.8 Plug-in Petrol Hybrid (122 hp) Automatic

Exterior length (mm)	4645
Exterior width (mm)	1760
Exterior height (mm)	1470
Front tread (mm)	1530
Rear tread (mm)	1545
Overhang front (mm)	975
Overhang rear (mm)	970
Wheelbase (mm)	2700
Turning radius – tyre (m)	5.1
Interior length (mm)	2110
Interior width (mm)	1490
Interior height (mm)	1195
Gross vehicle weight – total (kg)	1930
Kerb weight (kg)	1530–1550
Boot capacity, max width (mm)	1360

OFF ROAD

**1.8 Plug-in Petrol Hybrid (122 hp)
Automatic**

Minimum running ground clearance (mm)	130
---------------------------------------	-----

WHEELS

Business Edition Plus

Excel

15" bi-tone grey & silver alloy wheels (5-double-spoke)	●	●
Tyre repair kit	●	●

● = Standard ○ = Optional – = Not available



1530 mm
1760 mm



970 mm	2700 mm	975 mm
4645 mm		



1545 mm
1760 mm

EQUIPMENT

EXTERIOR STYLING	Business Edition Plus	Excel
Shark-fin antenna	●	●
LED rear light guide	●	●

EXTERIOR COMFORT	Business Edition Plus	Excel
Smart Entry & Push-button Start	●	●
Follow-me-home headlights	●	●
Auto headlights	●	●
Automatic headlight cut-off	●	●
Auto wipers	●	●
Heated door mirrors	●	●
Power-adjustable door mirrors	●	●
Auto-folding door mirrors	●	●

INTERIOR STYLING	Business Edition Plus	Excel
3-spoke leather steering wheel	●	●
Piano black centre console	●	●
Fabric armrest	●	–
Leather rear armrest	–	●
Black upper dashboard	●	●
Chrome interior door handles	●	●
Black gear shift knob surround	●	●
Black insert on steering wheel	●	●

INTERIOR COMFORT	Business Edition Plus	Excel
Dual-zone automatic air conditioning	●	●
Digital tachometer	●	●
Manual tilting and telescopic steering wheel	●	●
Electric Power Steering (EPS)	●	●
Auto-dimming rear-view mirror	●	●
Power-adjustable height and lumbar support on driver seat	●	●
Heated driver & front passenger seats	●	●
60:40 split-folding 2nd row rear seats	●	●
Front and rear power windows	●	●
Rear window defogger	●	●
Boot light	●	●
Driver & front passenger personal lights (bulb type)	●	●
Illuminated entry & foot light system	●	●
Front and rear 12V power outlets	●	●
Wireless mobile phone charger	●	●
Child safety door lock	●	●
ECO-driving Indicator	●	●
Hybrid System Indicator	●	●
Head Up Display	●	●
Adjustable Speed Limiter (ASL) switch on steering wheel	●	●
Adaptive Cruise Control switch on steering wheel	●	●
Lane Departure Alert switch on steering wheel	●	●
Telephone and multimedia switches on steering wheel	●	●
Voice recognition switch on steering wheel	●	●

STORAGE	Business Edition Plus	Excel
Storage box in front armrest	●	●
Driver & passenger seatback pockets	●	●
Sunglasses holder	●	●
Full-flat loading	●	●
Retractable tonneau cover	●	●

MULTIMEDIA	Business Edition Plus	Excel
Toyota Touch® 2 with Go navigation system with 8" display	●	●
Aux-in and USB connectors	●	●
Bluetooth® connectivity with voice recognition	●	●
Digital Audio Broadcasting (DAB)	●	●
8" multi-information display	●	●
6 speakers	●	–
JBL® Premium Sound System with 10 Speakers	–	●
Smart phone integration including Apple CarPlay and Android Auto™	●	●

● = Standard ○ = Optional – = Not available

EQUIPMENT

SAFETY	Business Edition Plus	Excel
Front and rear parking sensors with Simple Intelligent Parking Assist (SIPA)	–	●
Rear Cross Traffic Alert	–	●
Reversing camera	●	●
Pre-Collision System with Cyclist Detection & Night-time Pedestrian Detection	●	●
Lane Departure Alert with Steering Control	●	●
Lane Trace Assist	●	●
Road Sign Assist	●	●
Automatic High Beam	●	●
Intelligent Adaptive Cruise Control	●	●
Automatic headlamp levelling	●	●

SAFETY	Business Edition Plus	Excel
Front fog lamps	●	●
Daytime running lights (LED type)	●	●
Cornering lights	●	●
Adaptive Hi-beam System (AHS)	●	●
Adaptive LED headlights	●	●
Rear combination lamps (LED type)	●	●
LED rear brake lights	●	●
Emergency Brake-light Signal (EBS)	●	●
Anti-lock Braking System (ABS) with Electronic Brake-force Distribution (EBD)	●	●
Blind Spot Monitor (BSM)	●	●
Adjustable Speed Limiter (ASL)	●	●

SAFETY	Business Edition Plus	Excel
Vehicle Stability Control (VSC)	●	●
Traction Control (TRC)	●	●
Hill-start Assist Control (HAC)	●	●
Tyre Pressure Warning System (TPWS)	●	●
Rear Cross Traffic Alert (RCTA)	●	●
Turning signal integrated in door mirrors	●	●
Supplemental Restraint System (SRS) airbags – 7 airbags	●	●
Front and rear seat belt reminders	●	●
Pre-tensioners and force limiters	●	●
Adjustable front driver and passenger seat belt extenders	●	●

SAFETY	Business Edition Plus	Excel
ISOFIX seat fixing	●	●
Driver & front passenger Whiplash Injury Lessening (WIL) seats	●	●
Outer adjustable rear headrests	●	●
Rear headrests (3)	●	●

PACKS	Business Edition Plus	Excel
Protection+ Pack	○	○
Rear Parking Sensors	○	●

● = Standard ○ = Optional – = Not available

Choice of options and accessories fitted (pre-registration) may affect the official CO₂ figures, car tax and 'on the road' price.

INSPIRING THE WORLD TO MOVE

Over 85 years of innovation have brought us our greatest mission yet: giving the freedom of movement to humankind. That's why Toyota is the Worldwide Official Mobility Partner of the International Olympic Committee and the International Paralympic Committee and proud partner of Team GB and Paralympics GB.

We are committed to making movement better for everyone, whether that be across a country, a city or across a room, because when you are free to move, anything is possible.

START YOUR
IMPOSSIBLE



Worldwide
Olympic Partner



Worldwide
Paralympic Partner





OWNING YOUR PRIUS PLUG-IN

Servicing your Toyota

Toyota Service Pricing means you will be sure to know the cost of your service up front. Expertly trained technicians using only genuine Toyota parts will carry out your service at one of over 200 Authorised Toyota Service Centres. The technicians will advise you on the correct service for your vehicle based on the vehicle's age, mileage and service history.

For more information visit toyota.co.uk/owners/servicing-and-aftercare/service-mot-maintenance

Service Plans

Inflation-proof pricing with a monthly or one-off payment plan means one less thing to worry about. With Toyota Service Plans the price you're quoted is guaranteed for the duration of your plan. The service, parts and labour are all paid for either in monthly instalments or as a one-off payment at the beginning of your plan.

For more information visit toyota.co.uk/owners/servicing-and-aftercare/service-mot-maintenance

Toyota Price Repairs

We offer transparent prices on a number of repair items for your Toyota giving you peace of mind when it comes to managing costs. Also don't forget we only use genuine Toyota parts, all of which come with at least 12 months' warranty (some even offer unlimited mileage warranties); and your vehicle will always be dealt with by a trained Toyota technician.

For more information visit toyota.co.uk/owners/parts-accessories/parts

MyT

Whether you're a long-term owner or have recently taken delivery of a new Toyota, there are lots of reasons to join **MyT**. Packed with time-saving and convenient features, **MyT** ensures everything you need to manage your vehicle ownership is in one place. You'll also gain access to **My Rewards** where you can enjoy great offers and discounts from big brands on everything from family days out to pampering as well as everyday deals.

For more information visit toyota.co.uk/mytoyota or download the **MyT** app now available on iTunes and Android.

Toyota Accessories

Toyota accessories are designed and manufactured with the same care, quality and attention to detail as Toyota vehicles. Tailor-made for your Toyota, they fit perfectly and add a personal touch of style, comfort and practicality. Also, because they've been tested under the most severe conditions, you can have complete confidence in their reliability and durability.

For more information visit toyota.co.uk/owners/parts-accessories/parts

Toyota Roadside Assistance

When you buy a Toyota you will automatically receive 12 months' AA Roadside Assistance in the UK and Europe, free of charge. After the first year the cost of Toyota Roadside Assistance is £7 per month if paid by monthly Direct Debit, £72 per annum if paid by annual Direct Debit, and £76 per annum when paid by all other payment methods.*

For full terms and conditions please visit toyota.co.uk/owners/roadside-assistance



Toyota Relax**Up to 10 Years (100,000 mile) Toyota warranty**

Every new Toyota is eligible to be covered by up to 10 years' manufacturer warranty through Toyota Relax. This is provided through an initial 3 years manufacturer warranty that can be extended with regular servicing at a Toyota dealer. 12 months warranty is included with every Toyota Service, up to 100,000 miles or 10 years, whichever comes first, giving you a chance to relax in the knowledge that you and your vehicle are in safe hands. Terms and conditions apply.

For full details, please ask your official Toyota Centre or visit toyota.co.uk/relax

Corrosion Cover

The 12-year unlimited mileage cover protects against rust perforation affecting sheet metal body panels as a result of a manufacturing fault. This warranty can also be transferred to any future owner throughout the 12-year period.

Rust and Paint Cover

The 3-year unlimited mileage cover protects against defects and surface rust as a result of a manufacturing fault.

Toyota Business Centre

Our Toyota Business Centre network promise you same-day access to a business manager or dedicated sales executive. With business offers and interactive wholelife cost modelling tools which consider emissions, fuel economy, servicing, insurance and residual value data, our advisers can accurately compare tax costs against any competitor. Whenever servicing is due, we can offer fixed-price servicing, free local vehicle collection and delivery (with wash and vac).

Special offers, fixed-price fleet servicing, specialist fleet insurance, business daily hire, Toyota Fleet Financial Services, extended test drives and a dedicated Business Centre Network are just some of the services business customers can expect from Toyota.

For more information visit toyota.co.uk/business-customers

Toyota Motor Insurance

Toyota Motor Insurance is available for Toyota owners at competitive premiums. To obtain details of the benefits included and to arrange a quotation, please contact your local Toyota Centre or call 0800 350 500.

Flexible Finance from Toyota Financial Services

All our plans offer easy budgeting and peace of mind, and **AccessToyota** brings these benefits together in one flexible package.

Toyota Financial Services, Great Burgh, Burgh Heath, Epsom, Surrey, KT18 5UZ.

Finance subject to status to over 18s only. Indemnities may be required. Terms and conditions apply.

TFS is authorised and regulated by the Financial Conduct Authority.



* Prices correct at time of going to print.



PRIUS PLUG-IN HYBRID.

THE HYBRID THAT TRAVELS FURTHER ON ELECTRIC

www.toyota.co.uk/new-cars/Prius-plugin

While every effort is made to reproduce accurate information, we reserve the right to change specifications, equipment and availability without prior notice. This brochure cannot be regarded as infallible (some of the vehicles shown may not be to exact UK specification), and as such does not constitute an offer for sale of any particular vehicle or specification. For the latest specification and availability, we ask that you contact your local Toyota Centre. Vehicle body colours may differ slightly from the printed images in this brochure.

Quoted mpg and CO₂: Figures are provided for comparability purposes; only compare fuel consumption and CO₂ figures with other cars tested to the same technical procedures. These figures may not reflect real-life driving results. Fuel consumption and CO₂ produced varies significantly depending on a number of factors, including the accessories fitted (post-registration), driving style, conditions, speed and vehicle load.

All models and grades are certified according to the World Harmonised Light Vehicle Test Procedure (WLTP). All mpg and CO₂ figures quoted are full WLTP figures.

The official CO₂ figures for vehicles changed as from 6 April 2020, due to a change in the official method of calculation. CO₂ figures are used in the calculation of Vehicle Excise Duty (car tax) for new cars during their first year of registration. As a result, all CO₂ figures, car tax and 'on the road' prices for new vehicles, which were provided or displayed prior to 6 April 2020, may now have changed for vehicles which were not registered before that date. These dates may change, please visit www.vehicle-certification-agency.gov.uk/fcb/wltp.asp for the latest information.

Please contact your local Toyota Centre for further information.

The use of the term "Toyota Accessories" should not be taken to imply that the products on the accessory pages are actually manufactured by the Toyota Motor Corporation or Toyota (GB) PLC. Toyota (GB) PLC is continually updating and changing specifications of accessories and reserves the right to do so at any time without prior notice.

© 2022 by Toyota Motor Europe NV/SA ("TME"). No part of this publication may in any way be reproduced without the prior written approval of Toyota (GB) PLC.



Toyota UK



@ToyotaGB

GBNGV-0321B-PL January 2022