



'68 CHEVY II NOVA
VALUE NEVER LOOKED SO GOOD BEFORE 

ON THE COVER: The Nova SS Coupe with extra-cost Custom Exterior.



NOVA SUPER SPORT COUPE. Order this option and you'll get, among other things, a 295-hp Turbo-Fire 350 V8 and a special hood.

The just-right Chevy II Nova has pulled a real coup d'état this year . . . with a clean sweep in styling, performance and economy. What's different about the '68 Chevy II? Just about everything . . . from the horizontally styled grille to the contoured body to the youth-accent at the rear. The longer, lower and wider Nova gives a completely fresh approach to good-looking driving. This year, there's some stimulating excitement in the value-packed Chevy II. As shown on the opposite page, the new flair for '68 is smartly evident in Chevy II's (1) recessed headlight compartment; (2) distinctive

"profiled" side windows on the Nova Coupe; (3) highly visible backup and taillight team; (4) fastback roof line and rear deck on the Nova Coupe; (5) jaunty new wheel cover design.

THE NOVA COUPE. This smart sports-styled 2-door model looks and acts just like a high-priced hardtop. Look into its fastback, ready-to-go appearance. Test the Chevy II's improved suspension and manoeuvrable 111" wheel-base. And then personalize it inside and outside to fit your own ideas about budget . . . or luxury.

You can personalize the Nova with the many extra-cost items shown or described in this catalogue. A detailed listing is on pages 6-8.



THE NOVA COUPE. New this year: front and rear side marker lights, a concealed fuel filler and front shoulder belts.

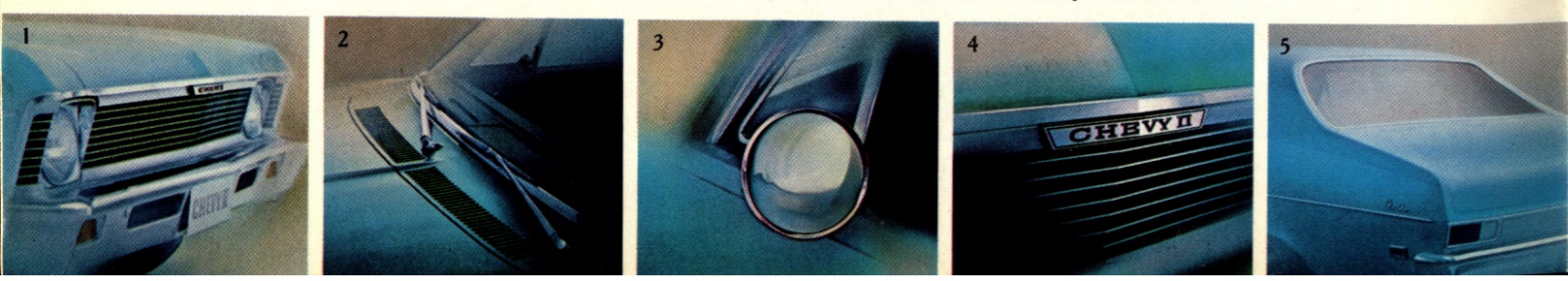


NOVA COUPE with Custom Exterior. Brightens your car with moldings, trim and a wide black accent band.






NOVA 4-DOOR SEDAN with Custom Exterior. Two bonuses for '68: computer-refined ride and family-sized room.




NOVA 4-DOOR SEDAN with Standard Exterior. For '68: heavy-gauge rocker panels, inner front fenders and independent front suspension.

For '68, innovation didn't stop with the outside. Under the hood, Chevy II offers a wide variety of power teams, including two more powerful standard engines: a 230-cubic-inch 140-hp Turbo-Thrift Six and a 307-cubic-inch 200-hp Turbo-Fire V8. In all, there are 14 power team choices for the Nova Coupe and 10 for the Nova 4-Door Sedan. Inside, you'll find interiors with an unusual degree of roominess and passenger comfort. Chevy II has more shoulder and leg room than ever before. And even the instrument panel has been contoured and "driverized" right down to an ignition alarm system that's activated when driver's door is opened if key is in "accessory" or "off" ignition position.

At the left, you can see Chevy II's fresh look everywhere . . . in the (1) bold horizontal grille; (2) the high-level air intake; (3) the big outside rearview mirror; (4) distinctive Chevy II emblems and (5) "swept-back" roofline on the Nova 4-Door Sedan. THE NOVA 4-DOOR SEDAN. The good things we could say about the Nova Sedan would fill a book. Here are just a few of them: Long hood, short rear deck styling. Room enough to stow away a good-sized load of offspring. Big trunk. Ten power team choices. Exterior and interior options galore. Now . . . add up the Nova 4-Door Sedan's totals and you'll probably get the answer you're looking for.



STANDARD CLOTH AND VINYL INTERIOR. Includes full-width seats, embossed vinyl door panels with Nova identification.



ALL-VINYL BUCKET SEAT COUPE INTERIOR. Shown with optional console

INTERIORS

Chevy II's durable freshly styled interiors are designed to get you where you're going in solid comfort—and with room to spare. For '68, you'll find new decorative trim, energy-absorbing front seat backs, safety front arm-

rests shielding the door handles, padded windshield pillars and a foot-operated parking brake. Seat belts, front and rear, are standard.



COUPE AND SEDAN STANDARD INTERIORS: You may choose either a dark blue or gold cloth and vinyl interior combination or an extra-cost black all-vinyl pattern. Doors and sidewalls feature embossed vinyl panels with vertical bands of a second color. Door panels include a Nova nameplate.

SPECIAL INTERIOR GROUP OPTION: You can add this to standard interiors on the Coupe and Sedan. Includes glove compartment light, automatic interior light switches on front doors, bright rearview mirror support and dome light bezel, pedal accents and a deluxe three-spoke steering wheel with horn tabs.

CUSTOM INTERIOR OPTION: Available on Coupe or Sedan in three pattern cloth and vinyl interiors in black, dark blue, or gold, or a black all-vinyl interior. Includes extra-thick foam front seat cushions, front and rear armrests, vertically stitched seat backrests with bright accent bar, special sidewall trim, front door emblem, deep-twist carpeting, luggage compartment mat, plus all Special Interior Group features.

BUCKET SEAT INTERIOR OPTION: Coupe only. Includes Custom Interior items and all-vinyl bucket seats in black, dark blue or gold. You can order a centre console as a separate option with or without the special instrumentation package.

CUSTOM INTERIOR shown on Nova 4-Door Sedan.



Vinyl Roof Covering




AM Radio, Clock option



Deluxe Shoulder Belts, Seat Belts and Head Restraints



"Rally Wheel" option



Four-Season Air Conditioning



Bumper Guards

COMFORT AND CONVENIENCE OPTIONS

Driving can be more comfortable and fun when you add comfort and convenience items to your new Chevy II.

ALL-TRANSISTOR RADIO—Order a pushbutton AM radio with front antenna. A rear speaker is available.

STEREO TAPE SYSTEM—Four speakers for sound all around. Choose from the many popular and classical selections available and get up to 80 minutes of uninterrupted music.

POWER STEERING—Chevy II's new integral power steering option reduces steering effort up to 90 per cent.

POWER BRAKES—A large vacuum unit reduces pedal effort and makes braking smooth and sure.

FOUR-SEASON AIR CONDITIONING—Cleans, cools and dehumidifies. During spring and fall's milder weather, you can use it in conjunction with your car heater. A heavy-duty radiator, temperature-controlled fan and heavy-duty battery are included.

HEAD RESTRAINTS—Special contoured front seat head restraints can be ordered for the bucket seat option. Head restraints are also available for full-width front seats.

REAR SEAT SHOULDER BELTS—For back-seat pas-

sengers. Deluxe models with brushed metal buckles are available for the front and rear.

TRAILER HITCH AND WIRING HARNESS—A necessity for campers, boat enthusiasts and trailer-pullers.

APPEARANCE GUARD—Door edge guards, front and rear bumper guards, twin front and rear mats. You may also order one of five types of wheel covers: full wheel, rally wheel, simulated wire and two Mag-style covers.

MORE EXTRA-COST ITEMS—Rear window defogger and remote control outside rearview mirror. Other items you can order: deluxe three-spoke steering wheel with the rich look of wood, speed warning indicator, visor vanity mirror, saddle-type litter container, clock, compass, deck lid luggage carrier, ski attachment for luggage carrier, roof ski rack, tissue dispenser and tinted windows and/or windshield.

Other items include: emergency road kit containing flares, fuses, fire extinguisher, individual fire extinguisher; low note horn; portable hand spotlight; gas cap and spare wheellocks; right hand outside rearview mirror; tachometer.

STANDARD SAFETY FEATURES FOR 1968

Energy-absorbing steering column. Seat belts with push-button buckles for all passenger positions. Shoulder belts for driver and right front passenger with pushbutton buckles and convenient stowage provision on all models. Passenger-guard door locks with deflecting lock buttons on all doors. Four-way hazard warning flasher. Dual master cylinder brake system with warning light and corrosion-resistant brake lines. Latches on folding seat backs. Dual-speed windshield wipers and washer. Outside rearview mirror. Backup lights,

plus new side marker lights and parking lights that illuminate with headlights. Padded instrument panel, sun visors, windshield pillars. Reduced-glare instrument panel top, inside windshield moldings, horn button, steering wheel hub and windshield wiper arms and blades. Inside day-night mirror with deflecting base. Lane-change feature in direction signal control. Safety armrests. Thick-laminate windshield. Soft, low-profile window control knobs and coat hooks. Energy-absorbing seat backs. Yielding door and window control handles.

THIS IS WHAT MAKES CHEVY II GO.

ENGINES

Chevrolet engines have always been famous for economy, performance and ruggedness. 1968 is no exception. All five Chevy II engines have an efficient valve-in-head design, closed positive-type crankcase ventilation, quiet hydraulic valve lifters, newly designed cross-flow radiator, controlled pressure lubrication system with full-flow oil filter, high-strength precision castings, full-circle cylinder cooling, wedge-shaped combustion chambers and short inlet and exhaust ports.

STANDARD ENGINES

140-HP TURBO-THRIFT 230 SIX CYLINDER. Single barrel carburetor and automatic choke. Engine has improved durability water pump seal. 8.5:1 compression ratio.

200-HP TURBO-FIRE 307 V8. Two-barrel carburetor and automatic choke. Replaceable element oil filter. 9.00:1 compression ratio.

EXTRA-COST ENGINES

155-HP TURBO-THRIFT 250 6-CYLINDER. Precision castings, fully counterweighted seven-bearing crankshaft and a one-barrel carburetor produces velvet-smooth, dependable power. 8.5:1 compression ratio.

275-HP TURBO-FIRE 327 V8. Includes automatic choke, 4-barrel carburetor, quiet valve train, five-bearing crankshaft and general-performance camshaft. Heavier front and rear springs, clutch and 61-amp.-hour battery replace base equipment when this engine option is ordered.

295-HP TURBO-FIRE 350 V8. Available with the Nova SS 350 option only, performance-rated 4-barrel carburetor and 10.25:1 compression ratio.

TRANSMISSIONS

3-SPEED FULLY SYNCHRONIZED. Standard on all models. Full synchronization of all forward gears. Shift lever is column-mounted.

SPECIAL 3-SPEED FULLY SYNCHRONIZED. Available at extra cost on the 295-hp 350 V8 only. Sporty floor-mounted shift lever.

4-SPEED FULLY SYNCHRONIZED. Available on V8s only. Floor-mounted shift lever.

POWERGLIDE. Shift lever on steering column, except on bucket seat and console option, where it is console-mounted.

LONG LIFE FEATURES

MAGIC-MIRROR FINISH. Finish stays sparkling bright, thanks to Chevrolet's extra-tough Magic-Mirror acrylic lacquers.

INNER STEEL FENDERS. Protect from rust, salt and corrosion.

FLUSH-AND-DRY ROCKER PANELS. Chevy II's new heavy-gauge rocker panels are washed by water entering the ventilation system and dried by incoming air.

LONG-LIFE EXHAUST SYSTEM. Aluminized in critical areas for extra service. Dual exhausts make extensive use of stainless steel.

SELF-ADJUSTING SAFETY-MASTER BONDED BRAKES. New this year: rayon-reinforced front and rear brake hoses.

BODY BY FISHER AND WHAT IT MEANS.

The Famous Body by Fisher on every Chevy II contains new inner and outer body panels, a heavily ribbed and reinforced underbody and stronger, stamped steel door hinges. There's more: The Body by Fisher also contains stronger windshield pillars, a flush-mounted windshield bonded to body metal, fork-type door locks, a concealed fuel filler, keyless door locking, plus many other quality features.

SUSPENSION AND STEERING

This year, Chevy II is smoother and quieter, thanks to a rubber isolated, partial front frame. An independent front coil suspension design, bias-mounted rear shock absorbers and Mono-Plate single-leaf rear springs help level rough roads, too. The Nova's longer 111" wheelbase and new wider front and rear tread contribute greatly to a road-hugging stable ride.

Precise Ball-Race steering with a higher ratio (28:1 overall).

For all Chevy II models 14-inch wheels are standard.

PERFORMANCE

YOU HAVE SOME DECISIONS TO MAKE.

NOVA SS 350 OPTION. The 295-hp Turbo-Fire 350 V8 is standard, along with special chassis components, an exciting new hood with simulated air intakes, a black-accented grille and rear deck trim panel with SS emblems, Super Sport front fender nameplates, a sporty steering wheel with SS markings and wide oval, red stripe tires, white stripes are also available. (See the SS in action on page 2.)

SPECIAL INSTRUMENTATION. For V8 coupes with floor console only. Tachometer in instrument panel, clock and ammeter, plus temperature and oil pressure gauges on console.

FRONT DISC BRAKES. Hydraulic caliper-type units with cast fins force air between cast iron discs. Power brakes must be specified.

HEAVY-DUTY CLUTCH. Excellent for heavy loads. Not available on models with air conditioning. Available on 140-hp Turbo-Thrift 230 Six only.

DUAL EXHAUSTS. Available on 200-hp Turbo-Fire 307 V8 and 275-hp Turbo-Fire 327 V8 engines only.

HEAVY-DUTY FRONT AND REAR SUSPENSION. Includes heavier rated front and rear springs. Standard with Nova SS.

HEAVY-DUTY DELCOTRON GENERATOR AND RADIATOR. Included with the Four-Season Air Conditioner.

POSITRACTION AND SUPERLIFT SHOCKS. Positraction sends power to the rear wheel with the most traction for a firmer grip.

EXTRA-COST EXTERIOR OPTIONS

EXTERIOR DECOR PACKAGE. Sedan—body side and bright drip moldings. Coupe—body side and window frame moldings, underbody shields. (See page 2.)

CUSTOM EXTERIOR GROUP. Sedan—body side moldings, bright roof drip moldings, ribbed body sill, rear fender lower moldings and ribbed rear trim panel, underbody shields. (See page 4.) Coupe—bright roof drip moldings, ribbed body sill, rear fender lower moldings, ribbed rear trim panel, underbody shields, bright side window reveal moldings, wide black accent band and bright moldings along the lower body. (See page 3.)

SPECIFICATIONS

Wheelbase.....	111.0"
Width, overall.....	72.4"
Length, overall.....	189.3"
Tread, front.....	59.0"
rear.....	58.9"
Height, Sedan.....	53.9"
Coupe.....	52.6"
Luggage compartment, Sedan (cu. ft.).....	12.4
Steering ratio (manual overall).....	28.3:1
Fuel tank capacity (Imp. Gals.).....	15 gal.
Curb weight, Coupe (lbs.) Six.....	2990
V8.....	3130

POWER TEAMS

	STANDARD 3-SPEED FULLY SYNCHRO- NIZED	SPECIAL 3-SPEED FULLY SYNCHRO- NIZED	4-SPEED FULLY SYNCHRO- NIZED	POWER- GLIDE
STANDARD ENGINES				
140-HP TURBO-THRIFT 194	•			•
200-HP TURBO-FIRE 307	•		•	•
EXTRA-COST ENGINES				
155-HP TURBO-THRIFT 250	•			•
275-HP TURBO-FIRE 327	•		•	•
295-HP TURBO-FIRE 350	•	•	•	•

CHECK YOUR CHEVROLET DEALER FOR MODEL APPLICATION AND AVAILABILITY WITH OTHER EQUIPMENT.



Every Chevy II has to make it before we mark it.



The illustrations in this catalogue do not necessarily show standard colors, materials and equipment. General Motors Products of Canada Limited, reserves the right to make changes at any time without notice, in prices, colors, materials, equipment, specifications and models, and also to discontinue models. This right may be exercised without incurring any responsibility with regard to cars previously sold.

GENERAL MOTORS PRODUCTS OF CANADA LIMITED, OSHAWA, ONTARIO

Printed in Canada