



MITSUBISHI
MOTORS

love that car




ASX

THE LOOKS TO TURN HEADS AND THE SUBSTANCE TO CAPTURE HEARTS.

Take the practicalities and comforts of a small car and combine them with the style and features of an SUV, and the result is the ASX. You get the best of both worlds, with spacious interior, stylish exterior, flexible storage, a higher driver's perspective, exceptional fuel efficiency and safety. Not to mention brilliant on-road performance and a smooth, quiet ride. ASX offers good looks and substance, all in one package.

With a choice of 2WD and 4WD, ASX is the perfect town and country companion.





Front cover: XLS model shown. Above image: LS model shown



THE PERFECT BALANCE.



The interior of the ASX is immediately welcoming, providing the perfect balance of support, space, style, safety and practicality. Slipping into the ergonomically designed seats you'll discover a level of comfort and control that delights.

- + Three spoke leather, adjustable telescopic steering wheel lets you choose your ideal driving position.
- + Leather heated front seat facings offer that extra piece of indulgence.*
- + Surprisingly spacious for a compact SUV, ASX has generous legroom and 60/40 split fold rear seats, providing more space and storage when you need it.
- + Smart Key means you can lock and unlock the doors and tailgate and even start the engine with the touch of a button, all while your Smart Key is tucked safely in your bag or pocket.*

- + Touchscreen display audio lets you immerse yourself in vibrant acoustics from Digital Radio, along with Bluetooth and USB connectivity allowing you to easily access music through the audio system from your smart phone, iPod, MP3 player or USB stick.
- + The Mitsubishi Multi Communication System (MMCS) lets you use your high definition 7" touch screen to control the system's audio, navigation and information features.*
- + A multi-information display keeps you updated on essential driver information such as outside temperature, trip computer and average fuel consumption.



ASX
LOOKS
AND ACTS
SMART.





The sleek lines, sporty 18" alloy wheels, chrome trim and contemporary front grill of the ASX will certainly get you noticed. But its beauty is much more than skin deep.

- + Compact size for stunning agility and manoeuvrability, without any compromise on cargo or interior spaciousness.
- + The ASX XLS' breathtaking panoramic glass roof lets you truly experience your surroundings, filling the interior with light and space and bringing the outside in for you and your passengers."
- + Stylish and practical LED Daytime Running Lamps, front fog lamps and halogen headlamps with auto levelling, help keep you visible and light your way ahead.
- + Automatic rain sensors instantly detect water on the windscreen and, depending on the amount of rain, activate the wipers at the appropriate speed."
- + Dusk sensing headlamps automatically illuminate in fading light or when you're travelling through a tunnel."
- + Privacy glass on the back and rear windows help keep your interior hidden from prying eyes and also protects your passengers against UV rays.





THE POWER TO GO ANYWHERE.

Good looks will only get you so far, but at the heart of the ASX is the power and performance to take you from city to countryside escape with ease.

2WD or 4WD

- + 2WD LS and XLS with 2.0L MIVEC petrol engine – 5 speed manual/CVT.
- + 4WD LS and XLS with 2.2L turbo diesel engine – 6 speed auto.

Engines - You have the power to choose

The 2.2 litre turbo-charged diesel engine delivers greater fuel economy, using only 6.0L per 100km* without loss of performance, delivering 110kW of power and 360Nm of torque. Or choose the 2.0 litre 4 cylinder MIVEC engine for responsive city driving combined with impressive fuel economy and 110kW of power and 197Nm of torque.

Electronic Control 4WD

4WD models come with All Wheel Control (AWC). The convenient 4WD button lets you select between '2WD', if you want greater efficiency and '4WD', if you need increased traction on slippery or loose roads. There's also a 'Lock' mode, which provides positive drive to both front and rear wheels for when roads become unpredictable.

Automatic transmission

All petrol automatic ASX models are equipped with a continuously variable transmission (CVT), which offers infinitely variable gear ratios. This enables the car to always operate

at optimum RPM irrespective of the vehicle's speed, for greater power and economy. The ride is therefore smoother and more stable with seamless gear changes.

Six speed auto on diesel models

ASX models fitted with a diesel engine are equipped with an intelligent 6 speed automatic transmission which complements the powerful characteristics of the engine.

- + All automatic models come with Sports Mode, allowing you manual control of the transmission to suit your individual driving needs. The steering column mounted paddle shifts on XLS models let you control your gear selection without even taking your hands off the steering wheel.

The only shock is just how smooth it is

ASX's Macpherson strut front and multi-link rear suspension guide you smoothly over road bumps and uneven off-road conditions. Shock absorbers and stabilisers are perfectly tuned for sporty, comfortable performance.



SAFETY IS NOT AN OPTION, IT'S A GIVEN.

ASX has a long list of advanced safety features. But it's the way they all work together that makes ASX such a safe vehicle for you and your passengers.

5 star ANCAP


ASX has achieved the maximum ANCAP safety rating of 5 stars, so your precious cargo is protected no matter where your ASX takes you.



ANCAP
Safety ★★★★★

Reinforced Impact Safety Evolution (RISE)


The RISE body system combines an energy absorbing front section with a strong, rigid occupant cell to provide outstanding protection in the event of an accident. Crushable zones teamed with a straight frame chassis and octagonal section frames are designed to absorb and dissipate energy from the passenger compartment.






Reverse camera and sensors

ASX helps you park or back into a tight spot. The camera view automatically appears on the dash screen when reverse gear is engaged.



Anti-lock Braking System (ABS)

ASX is equipped with an Anti-lock Braking System (ABS) which allows the driver to maintain steering control of the vehicle and manoeuvre around obstructions in heavy braking conditions.



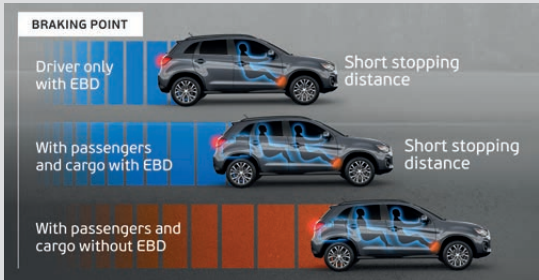
Active Stability Control (ASC)

Active Stability Control (ASC) intuitively recognises when you over-steer or under-steer and applies brake force to appropriate wheels to keep you online through corners.



7 SRS Airbags

Your precious cargo is protected with ASX's 7 SRS airbags including driver and passenger, side and curtain airbags and driver knee airbag. Designed to stabilise your lower body and knees during certain types of frontal collisions, the driver knee airbag provides an extra level of protection when you need it most.



Electronic Brakeforce Distribution (EBD)

Electronic Brakeforce Distribution (EBD) works hand-in-hand with ASX's ABS computer to assess load and distribute braking force between the front and rear wheels. When you have a load in the rear, it helps you stop in a shorter distance than with standard brakes.



Active Traction Control (ATC)

Active Traction Control (ATC) helps the ASX maintain traction on the most slippery or rugged surfaces. ATC automatically controls the engine's output so driving wheels are prevented from spinning. Sensing loss of traction in independent wheels, ATC applies braking force to that particular wheel and sends extra power and torque to other wheels with traction, to keep the vehicle moving.



Hill Start Assist (HSA)

Steep city streets or congested shopping mall ramps will no longer be a problem with ASX's Hill Start Assist (HSA) technology. It prevents the car from rolling backwards by maintaining braking force to give you time to move your foot from brake to accelerator.

THE DETAIL THAT MAKES ASX SO ATTRACTIVE.

• Standard feature – Not available

Specifications	PETROL			DIESEL	
	LS Manual 2WD	LS CVT Auto 2WD	XLS CVT Auto 2WD	LS Auto 4WD	XLS Auto 4WD
Drive system					
All Wheel Control 4WD (AWC)	–	–	–	•	•
Engine					
2.0L 4cyl SOHC 16 valve MIVEC	•	•	•	–	–
2.2L 4cyl DOHC diesel	–	–	–	•	•
Displacement (cc)	1998	1998	1998	2268	2268
Bore x Stroke (mm)	86.0 x 86.0	86.0 x 86.0	86.0 x 86.0	86.0 x 97.6	86.0 x 97.6
Maximum power (kW@rpm)	110@6000	110@6000	110@6000	110@3500	110@3500
Maximum torque (Nm@rpm)	197@4200	197@4200	197@4200	360@1500-2750	360@1500-2750
Compression ratio	10:1	10:1	10:1	14.9:1	14.9:1
Fuel System					
Multi point fuel injection	•	•	•	–	–
Common rail direct injection	–	–	–	•	•
Fuel type	Regular unleaded 90 RON	Regular unleaded 90 RON	Regular unleaded 90 RON	Diesel	Diesel
Fuel tank capacity (L)	63	63	63	60	60
Fuel consumption (litres per 100 km) ADR 81/02	7.6	7.4	7.4	6.0	6.0
Transmission					
5 speed manual	•	–	–	–	–
Continuously Variable Transmission (CVT)	–	•	•	–	–
6 Speed Automatic	–	–	–	•	•
INVECS II Smart Logic	–	–	–	•	•
INVECS III Smart Logic	–	•	•	–	–
Paddle Shift	–	–	•	–	•
Sports Mode (6 step)	–	•	•	•	•
Gear ratio					
First	3.833	2.631	2.631	4.199	4.199
Second	1.913	1.440	1.440	2.405	2.405
Third	1.333	1.165	1.165	1.583	1.583
Fourth	1.028	0.906	0.906	1.161	1.161
Fifth	0.820	0.680	0.680	0.855	0.855
Sixth	–	0.499	0.499	0.685	0.685
Reverse	3.583	1.960	1.960	3.457	3.457
Final drive	4.235	6.026	6.026	3.360	3.360
CVT Range	–	2.631 - 0.378	2.631 - 0.378	–	–

Specifications	PETROL			DIESEL	
	LS Manual 2WD	LS CVT Auto 2WD	XLS CVT Auto 2WD	LS Auto 4WD	XLS Auto 4WD
Steering					
Electric power steering	•	•	•	•	•
Turning circle - kerb to kerb (m)	10.6	10.6	10.6	10.6	10.6
Wheels and Tyres					
Wheel type	Alloy	Alloy	Alloy	Alloy	Alloy
Tyre size	225/55R18 97H	225/55R18 97H	225/55R18 97H	225/55R18 97H	225/55R18 97H
Wheel size	18" x 7.0J	18" x 7.0J	18" x 7.0J	18" x 7.0J	18" x 7.0J
Suspension					
Front - MacPherson strut with coil spring & stabiliser bar	•	•	•	•	•
Rear - Multi link with stabiliser bar	•	•	•	•	•
Brakes					
Front - Ventilated discs	•	•	•	•	•
Rear - Discs	•	•	•	•	•
Capacities					
Gross vehicle mass (kg)	1970	1970	1970	2060	2060
Kerb mass (kg)	1335	1365	1365	1540	1540
Gross combination mass (kg)	3270	3270	3270	3410	3410
Maximum towing capacity with trailer brakes (kg)	1300	1300	1300	1400	1400
Maximum towing capacity without trailer brakes (kg)	750	750	750	750	750
Maximum towball download (kg)	130	130	130	140	140
Dimensions – Cargo Area					
Length (mm)	735	735	735	735	735
Width (mm)	1355	1355	1355	1355	1355
Height (mm)	750	750	750	750	750
Capacity (L)	393	393	393	393	393
Length with 2nd row seats folded down (mm)	1475	1475	1475	1475	1475
Capacity with 2nd row seats folded down (L)	1193	1193	1143	1193	1143



Features	PETROL			DIESEL	
	LS Manual 2WD	LS CVT Auto 2WD	XLS CVT Auto 2WD	LS Auto 4WD	XLS Auto 4WD
Exterior					
Door mirrors with integrated turn indicator	•	•	•	•	•
Fog lamps (front)	•	•	•	•	•
Privacy glass	•	•	•	•	•
Halogen headlamps	•	•	•	•	•
Roof rails (black)	•	•	•	•	•
Black wheel arch garnish	•	•	•	•	•
LED Daytime Running Lamps (DRL)	•	•	•	•	•
Interior					
Leather bound piano black steering wheel	•	•	•	•	•
Leather bound gearshift	•	•	•	•	•
Chrome Accented HVAC Control Switches	•	•	•	•	•
Chrome Accented Instrument Cluster	•	•	•	•	•
Chrome Accented Drive Mode Control Switch	—	—	—	•	•
Piano black centre panel	•	•	•	•	•
Comfort					
Climate control air conditioning	•	•	•	•	•
Rear air conditioning ducts	•	•	•	•	•
Rear seat heater ducts	•	•	•	•	•
Pollen filter	•	•	•	•	•
Side and rear window demisters	—	•	•	•	•
Driver foot rest	•	•	•	•	•
Tilt & telescopic steering column	•	•	•	•	•
Panoramic roof	—	—	•	—	•
Convenience					
Cruise control	•	•	•	•	•
Central door locking with keyless entry	•	•	•	•	•
Smart Key	—	—	•	—	•
One touch start system	—	—	•	—	•
Power windows front and rear (driver auto up & down)	•	•	•	•	•
Power door mirrors	•	•	•	•	•
Door mirrors with power fold control	•	•	•	•	•
Variable intermittent windscreen wipers	•	•	•	•	•
Automatic rain sensing wipers	—	—	•	—	•
Automatic dusk sensing headlamps	—	—	•	—	•
Synchronised windscreen washers	•	•	•	•	•
Intermittent rear wiper and washer	•	•	•	•	•
Steering wheel audio controls	•	•	•	•	•
Steering wheel cruise control switches	•	•	•	•	•
Steering wheel phone controls	•	•	•	•	•
Accessory power socket	•	•	•	•	•
Front map lamps	•	•	•	•	•
Interior lamp with time delay	•	•	•	•	•
Cargo area lamp	•	•	•	•	•
Coat hook	•	•	•	•	•
Sunvisors with illuminated mirrors	•	•	•	•	•
High contrast instrument meter	•	•	•	•	•
Tachometer	•	•	•	•	•
Remote fuel filler release	•	•	•	•	•
Remote boot release	•	•	•	•	•
Tailgate inside grip	•	•	•	•	•
Day/night rear view mirror	•	•	—	•	—
Electrochromatic rear view mirror	—	—	•	—	•
Sunvisors with ticket holders	•	•	•	•	•
Welcome light	•	•	•	•	•
Coming home light	•	•	•	•	•
Storage					
Floor console with upper and lower storage	•	•	•	•	•
Door pockets - front	•	•	•	•	•
Cup holders	•	•	•	•	•
Bottle holders	•	•	•	•	•
Seat back pocket - passenger	•	•	•	•	•
Luggage tie-down hooks	•	•	•	•	•
Glovebox- illuminated	•	•	•	•	•

Features	PETROL			DIESEL	
	LS Manual 2WD	LS CVT Auto 2WD	XLS CVT Auto 2WD	LS Auto 4WD	XLS Auto 4WD
Seating					
Cloth seat trim	•	•	—	•	—
Leather seat facings	—	—	•	—	•
Front Seats					
Bucket seats	•	•	•	•	•
Slide and recline adjustment	•	•	•	•	•
Driver height adjustment	•	•	•	•	•
Height adjustable headrests	•	•	•	•	•
Power driver seat	—	—	•	—	•
Heated seats	—	—	•	—	•
Second row seats					
60:40 split folding function	•	•	•	•	•
Centre armrest with cupholders	•	•	•	•	•
Height adjustable headrests x3	•	•	•	•	•
Audio & Media					
AM/FM radio/CD/MP3 player	•	•	•	•	•
Digital Audio Broadcast (DAB) radio	•	•	•	•	•
Display Audio with 6.1" full colour touch screen	•	•	—	•	—
Mitsubishi Multi Communication System featuring 7" touch screen display with 3D navigation mapping and SD Card input	—	—	•	—	•
4 speakers	•	•	—	•	—
6 speakers (includes 2 tweeters)	—	—	•	—	•
Multi information display - includes trip computer, outside temperature, average fuel consumption	•	•	•	•	•
USB Input	•	•	•	•	•
iPod control	•	•	•	•	•
Bluetooth® phone connectivity & audio streaming with voice control	•	•	•	•	•
Safety					
Hill Start Assist (HSA)	•	•	•	•	•
Active Stability Control (ASC)	•	•	•	•	•
Active Traction Control (ATC)	•	•	•	•	•
Anti-lock Braking System (ABS)	•	•	•	•	•
Electronic Brakeforce Distribution (EBD)	•	•	•	•	•
Emergency Brake Assist System (EBA)	•	•	•	•	•
Emergency Stop Signal Function (ESS)	•	•	•	•	•
Driver & front passenger SRS airbags	•	•	•	•	•
Driver & front passenger side SRS airbags	•	•	•	•	•
Curtain SRS airbags	•	•	•	•	•
Driver knee airbag	•	•	•	•	•
Reinforced Impact Safety Evolution (RISE) body	•	•	•	•	•
Intrusion minimising brake pedal	•	•	•	•	•
Reverse parking sensors	•	•	•	•	•
Reverse camera	•	•	•	•	•
3 point Emergency Locking Retractor (ELR) seatbelts (all seating positions)	•	•	•	•	•
Auto Locking Retractor (ALR) seatbelts on outboard 2nd row seats	•	•	•	•	•
Front seatbelt pretensioners & force limiters	•	•	•	•	•
Front seatbelt height adjustable shoulder anchorages	•	•	•	•	•
Child proof rear door locks	•	•	•	•	•
Child restraint anchorage points x 3	•	•	•	•	•
ISO-Fix child seat mountings x 2	•	•	•	•	•
Smart Brake	•	•	•	•	•
Shift lock with key interlock	—	•	•	•	•
Start Interlock	•	—	—	—	—
Security					
Anti-theft encrypted engine immobiliser	•	•	•	•	•
Theft protection alarm	•	•	•	•	•
Steering lock	•	•	•	•	•
Cargo blind	•	•	•	•	•
Auto relock function for central door locking	•	•	•	•	•



ACCESSORIES THAT ARE SO GOOD LOOKING.

ACCESSORISE YOUR CITY-SIZED SUV.

We may have city-sized the SUV, but our range of ASX accessories are bigger than ever. Ask your Mitsubishi dealer to review the complete list available to help you survive the urban jungle. Mitsubishi Genuine Accessories go through an extensive program of design, development and stringent testing to ensure they meet all applicable government standards as well as Mitsubishi's own rigorous engineering specifications and performance targets. Using Mitsubishi Genuine Accessories will ensure you get the best quality accessories that are both as durable and reliable as the Mitsubishi you drive. If it's not genuine, don't risk it.



Weathershields



Nudge Bar



Towbar Package



Chrome Towball



Front Park Assist Sensors



Mats - Available in Carpet or Rubber



Rear Bumper Plate



Chrome Mirror Covers




Fog Lamp Protectors



Front and Rear Mud Guards



Alloy Fuel Lid



Sports Gearshift Knob



Sports Rear Spoiler



Chrome Door Handle Covers



Bonnet Protector - Available in Clear or Tinted



Styling Elements - Available for Front and Rear



Neoprene Seat Covers - Available for Front and Rear Seats



Outer Scuff Plates



Cargo Net



Roof Racks



Thule Luggage Pod



Cargo Liner - Hard Plastic



Cargo Barrier



Full Size Spare Wheel & Accommodation Kit

COLOUR



White



Starlight (P)



Lightning Blue (P)



Cool Silver (M)



Red (M)



Titanium (M)



Black (P)

(M) Metallic
(P) Pearlescent
Optional extras

UPHOLSTERY



XLS - Leather seat facing



LS - Cloth

ANOTHER REASON WHY YOU'LL LOVE THAT CAR.

DIAMOND ADVANTAGE **5 YEAR NEW CAR WARRANTY*** **4 YEAR CAPPED PRICE SERVICING*** **5 YEAR ROADSIDE ASSIST***

Diamond Advantage provides the highest standards of service, care and protection so you'll love that car every time you get behind the wheel of your Mitsubishi.

*5 YEAR WARRANTY

You'll never have to worry, with a 5 year or 100,000km New Vehicle Warranty (whichever comes first).

*CAPPED PRICE SERVICING

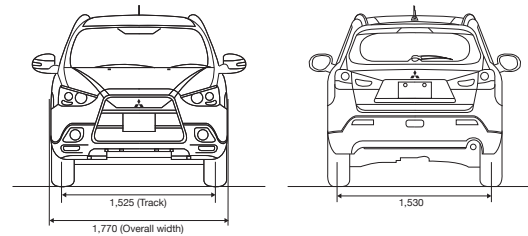
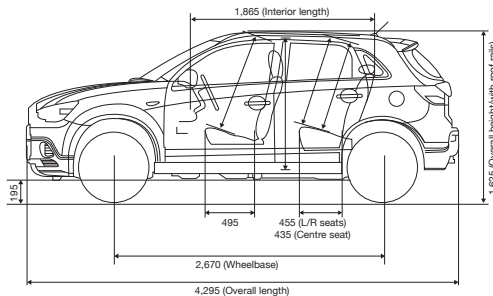
Know the most your scheduled service is going to cost with 4 years or 60,000km Capped Priced Servicing (whichever occurs first). It covers all items specified under the standard maintenance for normal operating conditions schedule, detailed in your service and warranty booklet.

*ROADSIDE ASSIST

Wherever you go in Australia, Roadside Assist provides you with complete peace of mind 24 hours a day, 7 days a week. Complimentary for 12 months with your new Mitsubishi, Roadside Assist will be extended for an additional 12 months each time you service your Mitsubishi under our Capped Price Servicing program for a maximum of up to 5 years.

Conditions apply. Excludes Government, Rental and National Fleet customers. See mitsubishi-motors.com.au for further information.

EXTERIOR DIMENSIONS (MM)



Ground Clearance Petrol - 195mm / Diesel - 180mm

Always consult your authorised Mitsubishi Dealer for the latest details on specifications, options, prices, availability and conditions on New Vehicle warranty. All product illustrations and specifications referred to herein are believed to be correct at the time of publication approval. Subject to any applicable Federal, State or Territory Laws or ordinances, which may apply from time to time, Mitsubishi Motors Australia Limited reserves the right, without notice, or obligation, to discontinue or make changes to designs, specifications, colours and materials of the options and products referred to herein at any time without incurring any liability to any purchaser thereof.

© Mitsubishi Motors Australia Limited. ABN 53 007 870 395 ASX0515 MIT0895