

Interior Features	S	GT-Line	S	GT-Line
Auto Up/Down Windows with Safety Function (Driver)	•	-	•	-
Auto Up/Down Windows with Safety Function (Front)	-	•	-	•
Metal Door Scuff Panels	-	•	-	•
Alloy Sports Pedals	-	•	-	•
Driver's Foot Rest	•	•	•	•
Soft-Touch Mesh-Textured Dashboard	•	•	•	•
Soft-Touch Mesh-Textured Door Armrest (Front)	•	•	•	•
Soft-Touch Mesh-Textured Door Armrest (Rear)	-	•	-	•
Door Garnish & Dash Fascia	Metallic Black	Premium Gloss Black	Metallic Black	Premium Gloss Black
Interior Lights (Front & Rear)	•	•	•	• LED
Cargo Area Light	•	•	•	• LED
Rear Window Defroster with Timer	•	•	•	•
12 Volt Power Outlet (In Front Tray)	•	•	•	•
Driver & Front Passenger Sunvisor with Illuminated Vanity Mirror	•	•	•	•
Front Ambient Mood Lighting (64 Colours)	-	•	-	•
Wireless Phone Charger (Qi) ¹⁵	-	•	-	•
Storage	S	GT-Line	S	GT-Line
4 x Cup Holders (2 x Front, 2 x Rear Centre Armrest)	•	•	•	•
4 x Bottle Holders (Front & Rear Doors)	•	•	•	•
Map Pockets in Front Doors	•	•	•	•
Centre Console Storage Box with Lid	•	•	•	•
Front Seat Back Pocket (Driver)	-	•	-	•
Front Seat Back Pocket (Passenger)	•	•	•	•
Coat Hook (2nd Row, Driver's Side)	•	•	•	•
2 x Multi-Purpose Hangers (Front Headrest)	•	•	•	•
Cargo Cover (Foldable)	•	•	•	•
Luggage Net Hooks (Cargo Area)	•	•	•	•
Infotainment & Driver Display	S	GT-Line	S	GT-Line
DAB Digital Radio with AM/FM Tuner	•	•	•	•
6 Speaker Sound System (4 Speakers, 2 Tweeters)	•	•	•	-
8 Speaker Harman/Kardon ¹⁶ Premium Sound System (4 Speakers, 2 Tweeters, 1 Centre Speaker, 1 Subwoofer)	-	•	-	•
Satellite Navigation Multimedia System with 10 Years Traffic Information and Map Update	-	•	-	•
Kia Connect ¹⁷ Telematics (eCall, Remote Control, Vehicle Status Monitoring etc.)	-	•	-	•
AI Voice Commands with Natural Voice Recognition ¹⁸ (Steering Wheel Voice Command Button Control)	-	•	-	•
Basic Digital Drive Cluster with 4.2" LCD + 8" Touch Screen Infotainment	-	-	-	-
10.25" Digital Drive Cluster + 8" Touch Screen Infotainment	-	•	-	•
10.25" Digital Drive Cluster + 10.25" Touch Screen Infotainment	-	•	-	•
10" Head Up Display (HUD)	-	•	-	•
Sounds of Nature	-	•	-	•
1 x USB Input with Multimedia Connectivity in Front Tray	•	•	•	•
1 x USB Charger (Type C) in Front Tray	•	•	•	•
2 x USB Chargers (Type C) in Front Seat Sides	•	•	•	•
Bluetooth ¹⁹ Multi-Connection Functionality (Phone/Media Stream) ¹⁹	•	•	•	•
Steering Wheel Mounted Audio Controls	•	•	•	•
SDVC (Speed Dependent Volume Control)	•	•	•	•
Wireless Android Auto TM with Voice Recognition ²⁰	•	-	•	-
Wireless Apple CarPlay TM with Voice Recognition ²¹	•	-	•	-
Wired Android Auto TM with Voice Recognition ²⁰	•	•	•	•
Wired Apple CarPlay TM with Voice Recognition ²¹	-	•	-	•
Ventilation	S	GT-Line	S	GT-Line
Dual-Zone Climate Control Air-Conditioning	•	•	•	•
Air Filter	•	•	•	•
Windscreen Auto Defog	•	•	•	•
2nd Row Vents (Behind Centre Console)	•	•	•	•
Heated Front Seats	-	•	-	•
Ventilated Front Seats	-	•	-	•

• Standard - Not Available

Specifications apply to 2023 Model Year Niro. Kia Australia reserves the right to discontinue or change the models, features, specifications, options, designs and prices of products referred to in this sheet without incurring any liability whatsoever to any purchaser or prospective purchaser of any such products. Consult your Kia dealer for the latest information on models, specifications, features, prices, options and availability. ¹⁶The Road Traffic Code 2000 in WA prohibits people from driving a vehicle unless a person is behind the steering wheel and they have full control over the vehicle. The use of the Remote Smart Park Assist (RSPA) feature will not comply with this rule and thus it should not be used while within WA. ¹⁷GDI - Gasoline Direct Injection. ¹⁸DOHC - Dual Overhead Cam. ¹⁹CVT - Dual Continuous Variable Valve Timing. ²⁰Charging times are based on Kia HQ testing and actual charge times will be dependent on charging conditions, including home charging type and condition, battery temperature as well as ambient temperature. Before using this product at home, consult with a licensed electrician to ensure your home electrical system can support the use. ²¹Figure based on WLTP (Worldwide Harmonised Light-Duty Vehicles Test Procedure) static laboratory combined average city and highway cycle test, which measure, energy consumption, range and emissions in passenger vehicles, designed to provide figures closer to real-world driving behaviour. Real life driving results will vary depending on a combination of driving style, type of journey, vehicle configuration, battery age and condition, use of vehicle features (such as heating and air conditioning), as well as operating, environmental and climate conditions. ²²E10 Compatible. ²³Subject to State regulations and towbar design. ²⁴MDPS - Motor Driven Power Steering. ²⁵DMS - Drive Mode Select. ²⁶Safety technologies are supplemental systems and do not replace the need for the driver to exercise care and attention. ²⁷EBD - Electronic Brake Distribution. ²⁸BA - Brake Assist. ²⁹TCS - Traction Control System. ³⁰eCall notifies the call centre of an accident if airbag deployment or manual trigger of the SOS button is detected. ³¹Wireless charging compatible with phones featuring Qi technology or adapter. ³²Harman Kardon is a trademark of Harman International Industries, Incorporated. ³³Kia Connect is a connected car service, providing customers with remote vehicle control, vehicle status monitoring, real-time traffic updates and more. Not all phones will be compatible with the Kia Connect app. For more details on Kia Connect visit kia.com/au/kiaconnect. ³⁴Full functionality of voice commands are only available once Kia Connect is activated. Voice commands for controls such as vehicle and climate control will still be available without Kia Connect activation. ³⁵Not all mobile phones will be compatible with the vehicle's Bluetooth¹⁹ system. Bluetooth¹⁹ is a registered trademark of Bluetooth SIG. ³⁶Android AutoTM connectivity requires compatible Android device. See android.com/intl/en_au/ for more details. Android AutoTM is a registered trademark of Google Inc. ³⁷Apple CarPlayTM connectivity requires compatible iOS device. See apple.com/au for more details. Apple CarPlayTM is a registered trademark of Apple Inc. ³⁸Available on all variants excluding EV GT-Line. ³⁹Available on EV GT-Line only. ⁴⁰Available on S variants only. ⁴¹Available on GT-Line variants only. ⁴²Premium paint at additional cost.

Features




Kia Connect¹⁷
(GT-Line)




Dual 10.25" (Infotainment Touch Screen + Driver Cluster) (GT-Line)



Vehicle to Load Interior Socket
(EV Standard)



Heated & Ventilated Seats
(GT-Line)



Smart Regenerative Braking



Shift-By-Wire Rotary Dial
(HEV GT-Line & EV)



Head Up Display
(GT-Line)




Hands-free Smart Power Tailgate
(GT-Line)



Remote Smart Park Assist (RSPA)^{36A}
(GT-Line)

Exterior Colours

All vehicles sport a Gloss Black (AHV) cladding (excluding EV GT-Line in SWP body colour)



Interior Colours



Charcoal - Partial Cloth & Artificial Leather (S)

Charcoal - Artificial Leather (GT-Line)

Wheels



16" Alloy
(HEV Base S)

17" Alloy
(EV Standard)

18" Alloy
(HEV GT-Line)



Kia Australia Pty Ltd ABN 97 110 483 353
Locked Bag 2207, North Ryde BC NSW 1670
Phone 131 KIA (131 542)
kia.com/au



Kia. Driving Australian Sport.



Movement that inspires

Niro EV GT-Line Variant Shown

Part Number: MSH-SG223101. Printing date March 2023. KIA395

The New Niro HEV & EV MY23 - Mechanical & Feature List

Drivetrain		
	1.6 HEV	64.8 kWh Electric
Engine Type	1.6 SmartStream GDI DOHC ² D-CVVT ³ + Electric Motor	Electric Motor
Capacity (CC)	1,580	-
Max Power (kW @ RPM)	77.2 @ 5,700	-
Max. Torque (Nm @ RPM)	144 @ 4,000	-
Bore x Stroke (mm)	72 x 97	-
Compression Ratio	14:1	-
Model Variant		
	1.6 HEV	64.8 kWh Electric
S		•
GT-Line		•
Electric Motor		
	1.6 HEV	64.8 kWh Electric
Motor Type	Permanent Magnet Synchronous Motor	
Hybrid Type	TMED (Transmission Mounted Electric Device)	
Max. Power (kW @ RPM)	32	150
Max. Torque (Nm @ RPM)	170	255
Combined System Output		
	1.6 HEV	64.8 kWh Electric
Max. Combined Power (kW @ RPM)	104 @ 5,700	150
Max. Combined Torque (Nm @ RPM)	265 @ 4,000	255
Acceleration 0-100km/h (sec)	Approx. 10.4 (S) & 10.8 (GT-Line)	Approx. 7.8
Battery		
	1.6 HEV	64.8 kWh Electric
Battery Type	Li-ion Polymer	
Voltage (V)	240	358
Capacity (Ah)	5.5	180.9
Energy (kWh)	1.32	64.8
Battery Weight (kg)	34.0	443
Battery Position	Under Rear Seat	Under Floor
AC Normal Charging ⁴		
	1.6 HEV	64.8 kWh Electric
Charge Port Location	-	Front Bumper (Centre)
Charge Port Type - AC	-	Type 2 (IEC 62196-2 Type 2)
On Board Charger (OBC) - kW	-	AC Charging up to 11kW
AC Charge 10-100% - with 2.3kW ICCB (In Cable Control Box) Supplied with Vehicle ⁴	-	27h 30m
AC Charge 10-100% - with a 7kW EVSE Charger ⁴	-	9h 25m
AC Charge 10-100% - with a 11kW EVSE Charger ⁴	-	6h 20m
DC Fast Charging ⁴		
	1.6 HEV	64.8 kWh Electric
Charge Port Location	-	Front Bumper (Centre)
Charge Port Type - DC	-	CCS Combo2 (IEC 62196-3 Configuration FF)
DC Fast Charge 10-80% (50kW Charger) ⁴	-	1h 5m
DC Fast Charge 10-80% (100kW Charger) ⁴	-	45m
DC Fast Charge 10-80% (350kW Charger) ⁴	-	43m
Transmission		
	1.6 HEV	64.8 kWh Electric
6 Speed Dual Clutch Transmission (DCT)	•	-
Single Speed Transmission (Reduction Gear)	-	•
2WD (Front Wheel Drive)		•
Gear Ratio		
	1.6 HEV	64.8 kWh Electric
1st	3.600	-
2nd	2.217	-
3rd	1.371	-
4th	0.953	-
5th	0.978	-
6th	0.767	-
Reverse	3.600	-
Final Gear Ratio	4.438 (1st / 2nd / 3rd / 4th) / 3.227 (5th / 6th / Reverse)	10.65
Dimensions		
	1.6 HEV	64.8 kWh Electric
Overall Length (mm)		4,420
Overall Width (mm) Includes Door Handles		1,825
Overall Height with Roof Rails (mm)	1,545	1,570
Wheelbase (mm)		2,720
Minimum Ground Clearance (mm)	160	150
Luggage Space (Rear Seats Down) (L, VDA)	1,419	1,392
Luggage Space (Rear Seats Up) (L, VDA)	425	475
Fuel & Energy Consumption		
	1.6 HEV	64.8 kWh Electric
Hood Insulator		•
Pure Electric Range (km)	-	460 (WLTP) ⁵
Energy Consumption (Wh/km)	-	162 (WLTP) ⁵
Fuel Consumption (L/100km) - Combined ⁵ / Urban ⁵ / Extra-Urban ⁵	4.0 / 4.0 / 4.0	-
CO ₂ Emission (g/km) - Combined / Urban / Extra-Urban	91.0 / 92.0 / 92.0	-
Fuel Type Recommended ⁶	Regular Unleaded ⁶	-
Fuel Tank Capacity (L)	42	-

Towing Capacity ⁷		
	1.6 HEV	64.8 kWh Electric
Towing Capacity Unbraked (kg)	600	300
Towing Capacity Braked (kg)	1,300	750
Max. Towball Download (kg)	100	
Weight		
	1.6 HEV	64.8 kWh Electric
Tare Mass (kg)	1,454	1,727
Gross Vehicle Mass (kg)	1,940	2,200
Steering, Brakes & Suspension		
	1.6 HEV	64.8 kWh Electric
Power Steering System	Column MDPS ⁸ (Electric Power Steering)	
Steering Wheel Turn Lock to Lock	2.57	2.66
DMS ⁹ System	2 Modes (Eco, Sport)	4 Modes (Eco, Normal, Sport, Snow)
Tilt & Telescopic Adjustable Steering Column		•
Minimum Turning Circle Diameter (m)	10.6	
Front Brakes	280mm Ventilated Disc	305mm Ventilated Disc
Rear Brakes	262mm Solid Disc	284mm Solid Disc
Front & Rear Suspension	McPherson Strut / Multi-Link	
Electronic Parking Brake with Auto Hold Function		•
Eco Features		
	S	GT-Line
Exterior Charge Status Indicator	-	•
V2L - Vehicle to Load Interior Socket (AUS/NZ Type Socket)	-	•
V2L - Vehicle to Load Exterior Adaptor (Type 2 to AUS/NZ Type Socket)	-	•
Regenerative Braking Control via Paddle Shifters (Levels 0-3)	-	•
Smart Regenerative Braking (Activation via Settings or Paddle Shifters)	Cluster Settings only	Info. Settings & Paddle Shifters
i-Pedal - One Pedal Driving Function	-	•
Utility Mode Function		-
Charge Management (Scheduled Charging)	-	•
Virtual Engine Sound System (VESS)		•
Wheels & Tyres		
	S	GT-Line
Wheel Size / Type	16" Alloy	18" Alloy
Tyres	205/60R16 92H	225/45R18 95V
TPMS (Tyre Pressure Monitoring System)		•
Temporary Mobility Kit		•
Spare Wheel Type	Temporary Spare (Steel)	Temporary Mobility Kit (TMK)
Safety ¹⁰		
	S	GT-Line
Active Safety ¹⁰		
ABS (Anti-Lock Braking System) with EBD ¹¹ & BA ¹²	•	•
ESC (Electronic Stability Control) with TCS ¹³	•	•
HAC (Hill-Start Assist Control)	•	•
MCB (Multi-Collision Braking)	•	•
VSM (Vehicle Stability Management)	•	•
AEB (Autonomous Emergency Braking) - Car, Pedestrian, Cyclist & Junction Turning	•	•
LKA (Lane Keeping Assist)	•	•
LFA (Lane Following Assist)	•	•
BCW (Blind Spot Collision Warning) with RCCW (Rear Cross Traffic Collision Warning)	•	•
BCA (Blind Spot Collision Avoidance Assist) with RCCA (Rear Cross Traffic Collision Avoidance)	•	•
SEW (Safe Exit Warning)	•	•
SEA (Safe Exit Assist)	-	-
PCA (Parking Collision Avoidance Assist - Reverse)	-	-
Parking Sensors with Dash Display (Rear)	•	•
Parking Sensors with Dash Display (Front)	-	-
Rear View Camera with Dynamic Parking Guidelines	•	•
DAA+ (Driver Attention Alert) with Lead Vehicle Departure Alert	•	•
ISLA (Intelligent Speed Limit Assist)	•	•
Haptic Steering Wheel Feedback	•	•
Electrochromic Rear View Mirror (Auto-Dimming)	•	•
ROA (Rear Occupant Alert) - Door History Type	•	•
High Beam Assist (HBA)	•	•
Dusk-Sensing Automatic Headlights	•	•
Front Wiper & Washer (Low/High and 5-Speed Intermittent)	•	•
Rear Wiper & Washer (2-Speed)	•	•
Rain Sensing Wipers	-	•
Door Open Warning on Driver Display	•	•
Seatbelt Warning Chime & Indicator Light (All Positions)	•	•
Speed Sensing Auto Door Lock	•	•
Child Restraint Anchorage Points (3 x Top Tether Anchors + 2 x Isofix Positions)	•	•
Child-Proof Rear Door Locks (Manual)	•	-
Powered Child-Proof Rear Door Locks (Auto)	-	•

Passive Safety ¹⁰				
	S	GT-Line	S	GT-Line
eCall ¹⁴ with SOS Button (Overhead Console Control)	-	•	-	•
Driver & Front Passenger SRS Airbags	•	•	•	•
Centre Side Airbag (Front)	•	•	•	•
Front Side SRS Airbags	•	•	•	•
Driver's Knee SRS Airbag	•	•	•	•
Curtain SRS Airbags (1st & 2nd Rows)	•	•	•	•
3-Point ELR Seatbelts on all Positions	•	•	•	•
Front Seatbelt Pre-Tensioners with Load Limiters	•	•	•	•
Security				
	S	GT-Line	S	GT-Line
Burglar Alarm	•	•	•	•
Anti-Theft Immobiliser	•	•	•	•
Remote Central Locking with Boot Release	•	•	•	•
Folding Key	•	-	-	-
Smart Key with Push Button Start	-	•	•	•
RSPA (Remote Smart Park Assist) ¹⁵ with Forwards & Backwards Function	-	•	-	•
Headlight Escort Function	•	•	•	•
Seating				
	S	GT-Line	S	GT-Line
Seat Capacity	5	5	5	5
Seat Trim - Charcoal Cloth & Artificial Leather	•	-	•	-
Seat Trim - Charcoal Artificial Leather (Perforated Bio PU)	-	•	-	•
8-Way Powered Driver's Seat with 2-Way Powered Lumbar Support	•	•	•	•
6-Way Front Passenger Seat	•	•	•	-
8-Way Power Front Passenger Seat with 2-Way Power Lumbar Support	-	-	-	•
Premium Relaxation Front Passenger Seat	-	-	-	•
Height Adjustable Headrests (All Seats) with Tilt Function (Front Seats)	•	•	•	•
Height Adjustable Front Seatbelts	•	•	•	•
Front Centre Console Armrest	•	•	•	•
Split Fold 2nd Row Seats (60:40)	•	•	•	•
Rear Centre Armrest (Folding)	•	•	•	•
Exterior Features				
	S	GT-Line	S	GT-Line
Gloss Black Radiator Grille with Satin Chrome Trim	•	•	-	-
Gloss Two-Tone Grille with Satin Chrome Trim & Integrated Charging Port	-	-	•	•
Skid Plates (Front & Rear / Chrome Look)	•	•	•	•
Body Coloured Outside Door Handles	•	•	•	•
Body Coloured Outside Mirrors with Integrated Side Indicators	•	-	•	-
Body Coloured / Gloss Black Outside Mirrors with Integrated Side Indicators	-	•	-	•
Electric Outside Mirrors (Adjust / Heated / Folding)	•	•	•	•
LED DRL's (Daytime Running Lights)	•	•	•	•
LED Head Lights (Projection Type)	-	•	-	•
Halogen Head Lights (Projection Type)	•	-	•	-
LED Front Fog Lights (Reflector Type)	•	•	•	•
LED Tail Lights with Fog Light (Full LED)	•	•	•	•
Rear Spoiler with HMSL (High Mounted Stop Lamp)	•	•	•	•
Gloss Black Roof Rails	•	•	•	•
Shark Fin Antenna	•	•	•	•
Single Sunroof with Tilt And Slide Function + Safety Function	-	-	-	•
Aero-Blade Type Front Wipers	•	•	•	•
Acoustic Film Windscreen	•	•	•	•
Solar Glass (Windscreen, Front Door Glass)	•	•	•	•
Solar Glass (Rear Windows & Tailgate)	•	-	•	-
Privacy Glass (Rear Windows & Tailgate)	-	•	-	•
Laminated Front Door Glass	-	•	-	•
Hands-Free Smart Power Tailgate	-	•	-	•
Interior Features				
	S	GT-Line	S	GT-Line
2 Spoke Polyurethane Steering Wheel	•	-	-	-
2 Spoke Premium Steering Wheel	-	•	-	•
Heated Steering Wheel	-	•	-	•
PVC Shift Knob (H-Matic)	•	-	-	-
Shift-By-Wire (Dial Type)	-	•	-	•
Paddle Shifters (Regenerative Braking Control or Gear Shift)	-	Regenerative Braking & Gear Shift	Regenerative Braking Only	Regenerative Braking Only
ASCC (Advanced Smart Cruise Control) with Stop & Go	•	•	•	•
Multi-Function Trip Computer (Distance Travelled, Energy Consumption, Range, etc)	•	•	•	•
User Selectable Options (Auto Door Lock/Unlock, Headlight Escort, etc.)	•	•	•	•
Digital Clock (within Audio Display)	•	•	•	•
Ambient Temperature Display (within Cluster)	•	•	•	•
Door Lock Controls (Driver)	•	•	•	•
Power Windows (Front & Rear)	•	•	•	•