



# Golf Performance Range

# Contents

<b>04</b>	Introduction
<b>05</b>	Exterior
<b>07</b>	Interior
<b>09</b>	Power, Safety and Technology
<b>10</b>	Optional Packages Available
<b>11</b>	Colours & Upholstery
<b>13</b>	Volkswagen Accessories
<b>15</b>	5 Year Warranty
<b>16</b>	Volkswagen Choice
<b>17</b>	Specification Highlights



MAXIMUM CLEARANCE 4.2m

Golf GTI



Golf R model shown.

# Golf Performance Range

## Feel the drive

Power. And then some. Volkswagen offers a captivating range of affordable performance cars.

For four decades the Golf GTI has been an icon in its class. The flagship of Volkswagen's performance hatch range, the Golf R, places the driver on the very precipice of thrill and excitement. The Golf R represents the epitome of form, function and performance.


Thus, aspirational yet accessible, dynamic yet versatile, the Golf performance range is the definition of style and power.

# Exterior

The Golf GTI and Golf R models are uniquely different in appearance, but there can be no mistaking their sporty intent. With blistering performance part of their very essence, both cars have been designed to convey speed and potency. From the instantly recognisable front end to the perfectly proportioned rear, each Golf performance model exudes power and sophistication while allowing their individual characters to shine through.

The beating heart of the range is the Golf GTI, a car with little to prove but much to offer. With its classic Golf lines and styling, distinctive 18" Milton Keynes alloy wheels, honeycomb-patterned front grille and red stripe motif, the Golf GTI sets a design benchmark to which other performance hatchbacks can only aspire.

The Golf R's bold contours and sporty body kit mark it out as unmistakably the peak of the model series. It features bespoke bumper designs and a front spoiler. The radiator grille and louvres of the large air intakes are presented in stylish gloss black. Alluring 19" Spielberg alloy wheels keep the Golf R firmly planted, while brake calipers painted in high-gloss black adorned with prominent R logos can bring the Golf to a stop in an instant. Dual chrome exhaust tailpipes on each side double as a visual and acoustic highlight. Premium rear LED tail lights with dynamic indicators (Golf R hatch only) and dark tinted rear and rear side windows complete the Golf R's unique styling. The Golf R Wagon is finished with chrome roof rails.



**01** 18" Milton Keynes alloy wheels (Golf GTI)

**02** 19" Spielberg alloy wheels (Golf R)

**03** 19" Brescia alloy wheels (Optional Sound and Style package for the Golf GTI)



Golf R model shown.

# Interior

The Golf Performance range has always set the standard with regard to workmanship and quality. Every interior element, from controls and seats, to lighting and trim, has been carefully considered to ensure the driver and passengers feel snug and comfortable at all times.

You'll appreciate the firm support of contoured seats during spirited driving. As well as being fully adjustable, they offer superb levels of comfort. The Golf GTI's seats are finished in distinctive Clark tartan fabric, whilst the Golf R receives smooth Vienna leather appointed seat upholstery# complete with R logo in the backrest.

The Golf's fascia design is an example of meticulous attention to seemingly small details. Every dial, button and graphic is intuitively positioned, ensuring everything falls easily to hand. A red theme applies to instrumentation and lighting strips in the Golf GTI, while the Golf R stamps its individuality with blue instrument detail, R-Specific welcome screen on start-up, and blue ambient lighting throughout the cabin.

Golf performance models all offer excellent luggage space, particularly the Golf R Wagon with 605 litres and luggage partition net, as well as split-folding rear seat and load-through provision. Whilst the keyless Access, keyless entry and the starting system makes owning a Golf Performance model more practical and enjoyable than ever.



01 Golf R Interior

02 Golf GTI 'Clark' tartan upholstery

#Leather appointed seats have a combination of genuine and artificial leather, but are not wholly leather.





# Power, Safety and Technology

The Golf performance models encompass the best technologies and safety available. Whether it's their high-performance TSI engine, transmission, steering, suspension or BlueMotion Technology, the Golf performance models make intelligent use of the latest developments to produce unforgettable and safe driving experiences.

Experience breathtaking power from both vehicles in the range. The Golf GTI's much-lauded 2.0-litre turbocharged TSI engine delivers outstanding power and torque (180kW and 370Nm, respectively) and a driving experience nothing short of exhilarating. Also, the Golf R's engine channels 213kW of power and 380Nm of torque, offering heart thumping excitement. The Golf R is equipped with the latest in 4MOTION all-wheel drive technology, ensuring optimum grip during fast cornering. You'll never feel more at one with the road than in the Golf R.

Safety is paramount across the performance range and drivers can take comfort knowing that an assortment of advanced safety technology is there for them when they need it most. Among the aids are Front Assist with City Emergency Brake (City EB) and Pedestrian Monitoring\*, which uses a radar sensor to detect when the distance to the vehicle in front is critical and helps to avoid or mitigate a potential impact. Adaptive Cruise Control (ACC)\* technology keeps the vehicle an optimal distance from the vehicle in front; whilst Park Assist\* (GTI only) uses sensors front and rear to identify spaces and guide drivers into and out of them semi autonomously. Plus, Blind Spot Monitor with Rear Traffic Alert\* not only detects vehicles in the driver's blind spot but also detects oncoming traffic when reversing into tricky traffic.

Volkswagen's class leading technology is no more evident than with its Active Info Display 12.3" digital screen. This ground breaking technology will forever change how driver and car interact. Take it a step further with Media Control, standard across the range, allowing you to turn your smartphone or tablet into a remote control; while Gesture Control lets you navigate the infotainment system with a mid-air swipe of the hand. Gesture Control is standard for the Golf R and optional with the Sound and Style Package for the Golf GTI.



01 Golf GTI infotainment screen with App-Connect™ featuring Apple CarPlay®

02 Golf R infotainment screen with performance monitor

03 2.0-litre turbocharged TSI engine

\*Safety technologies are designed to assist the driver, but should not be used as a substitute for safe driving practices. ~App-Connect is compatible for selected apps with the latest smartphone versions of iOS and Android, active data service, and connection cable (sold separately).

## Optional Packages

They've been tuned, styled and packed with the latest technology. But adding an optional package takes the Golf GTI to the next level.

The Sound and Style package significantly enhances the driver's experience with its suite of advanced and stylish features including the Dynaudio Excite 400W premium audio system, 9.2" satellite navigation, Gesture Control and Voice Control. Plus, the ever stylish 19" Brescia alloy wheels will complete the look of your Golf GTI.

The optional Luxury Package takes your comfort and styling one step further with Vienna leather appointed seat upholstery<sup>#</sup>, heated front seats, electrically adjustable driver's seat and exterior mirrors with memory function and panoramic electric glass sunroof.

The Golf R also has the option of the panoramic electric glass sunroof and Dynaudio premium audio system.



01 Gesture Control

02 19" Brescia Alloy Wheels

<sup>#</sup>Leather appointed seats has a combination of genuine and artificial leather, but are not wholly leather.

# Colours & Upholstery



Pure White




Tornado Red



Atlantic Blue Metallic (available on Golf GTI only)



Lapiz Blue Metallic (available on Golf R only)



Indium Grey Metallic



Deep Black Pearl Effect

Please note that Metallic and Pearl Effect paint are optional at extra cost, except Golf R. The print process does not allow for exact reproduction of the exterior or the upholstery colours. Please contact your Volkswagen Dealer for further information on colours and upholstery combinations.



Black/Red 'Clark' sports cloth seat upholstery (Golf GTI only)



Black Vienna leather seat upholstery#  
(Standard on Golf R and optional on Golf GTI\*)



#Leather appointed seats have a combination of genuine and artificial leather, but are not wholly leather.  
\*Optional upholstery in Golf GTI has red stitching (image not shown).

# Volkswagen Accessories

Feel your heart race.

Volkswagen Oettinger® Accessories deliver highly crafted body-kits for an aerodynamic performance that can't be explained; only experienced.

**01** GTI Front spoiler and splitter

**02** GTI Side skirts

**03** GTI Roof spoiler with racing flaps

**04** GTI Rear skirt with diffuser and quad tailpipe

**05** R Front spoiler and splitter

**06** R Side skirts

**07** R Roof spoiler with racing flaps

**08** R Rear skirt with diffuser and quad tailpipe



01



05



02



06



Optional 19" Twinspoke Red Edition wheels shown



03



07



04



08



# Peace of Mind



## 5 years Unlimited Kilometre Warranty

At Volkswagen, we pride ourselves on the highest quality standards that come with German engineering.

We back this commitment with a 5 year unlimited kilometre warranty on all new Volkswagen vehicles\*.



## 1 year Roadside Assist

Every new Volkswagen comes with a 1 year Roadside Assist membership^.

That's 24 hour roadside assistance, emergency accommodation, car rental and towing as well as property and other assistance, all included for added peace of mind.



## Volkswagen Care Plans

Volkswagen Care Plans† have you covered for your first 3 or 5 scheduled services, providing you significant savings off the total Assured Service Pricing RRP. It's convenient, hassle-free scheduled servicing easily available for purchase at your local Volkswagen Dealer.



## Assured Service Pricing

Assured Service Pricing# gives you the transparency of knowing how much your service will cost up front.

Our Volkswagen Dealers have access to the latest diagnostic equipment and tools. Plus, they use Volkswagen Genuine Parts® to ensure your Volkswagen stays a Volkswagen.

You're in safe hands at your Volkswagen Dealer when it comes to servicing.

\*Conditions and exclusions apply, see <https://www.volkswagen.com.au/en/owners/warranty.html>. Your rights under this warranty are provided in addition to, and in some cases overlap with, consumer guarantees under the Australian Consumer Law and do not limit or replace them.

^Volkswagen Roadside Assist is provided by AWP Australia Pty Ltd ABN 52 097 227 177 trading as Allianz Global Assistance, under an arrangement with Volkswagen Group Australia Pty Limited ABN 14 093 117 876. Conditions and exclusions apply, see <https://www.volkswagen.com.au/en/owners/roadside-assist.html>.

†Volkswagen Care Plans are available at participating Volkswagen Dealers for all models and covers standard items as contained in each scheduled service interval only. These Care Plans can only be purchased prior to the first scheduled service and up to 22,500 km/15 months (whichever occurs first) for all models except Volkswagen Crafter models, which is 30,000 km/15 months (whichever occurs first). The timeframe takes effect from when the vehicle is first reported in our system as 'sold'. Discount structure varies by model. For details of what is not included in a scheduled service, please refer to the program terms and conditions available here: [http://volkswagen.com.au/content/dam/vw-ngw/vw\\_pkw/importers/au/pages/aftersales/care-plans.pdf](http://volkswagen.com.au/content/dam/vw-ngw/vw_pkw/importers/au/pages/aftersales/care-plans.pdf)

#Assured Service Pricing applies to the first 5 standard scheduled services of your vehicle which are scheduled to occur at every 15,000 km/12 month interval (whichever occurs first) or for Volkswagen Crafter models only, 20,000 km/12 month interval (whichever occurs first). On or before 31 December each year, Volkswagen will publish the maximum price for a specified Scheduled Service that will be applicable from, and remain fixed for, the following calendar year only. For details on the Eligible Model List, pricing, items not included and for full terms and conditions, please see <https://au.volkswagen.com.au/service-pricing-guide>.



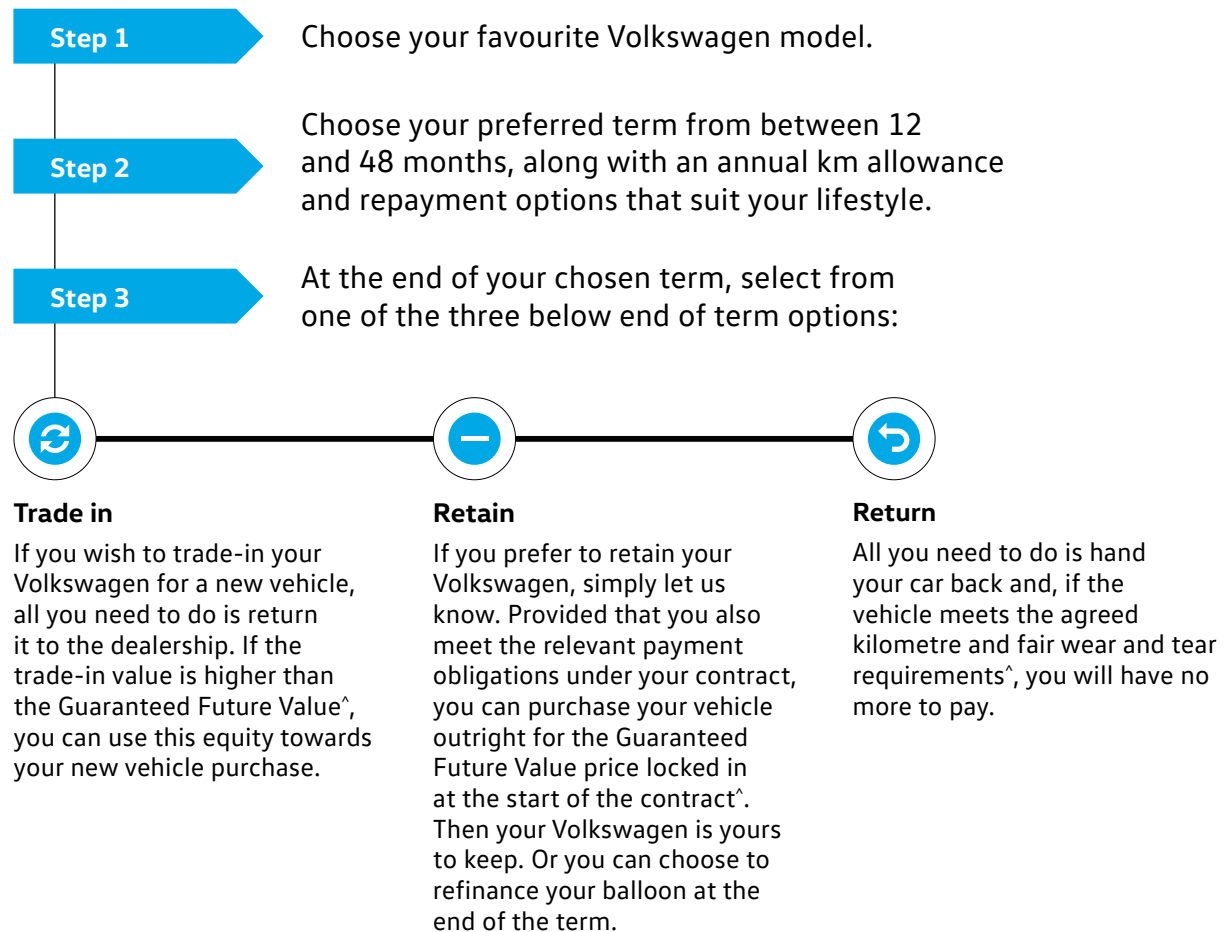
# Volkswagen Choice

## Volkswagen Choice

Guaranteed Future Value

Naturally we understand that your Volkswagen represents a valuable investment, so we understand that you want to maintain it in premium condition. Volkswagen Choice<sup>^</sup> is a finance program tailored to the requirements of Volkswagen owners by providing assurance around your Volkswagen's future value<sup>^</sup>, whilst offering simple monthly instalment financing options.

Whether you are selecting your new Volkswagen for business or personal use, you can choose the contract term that best suits your requirements. Enjoy the confidence that comes from having locked in a minimum value up front to be attributed to your vehicle at the end of your contract<sup>^</sup>. There are also no account keeping fees with a fixed interest rate.



<sup>^</sup>The Volkswagen Choice Program consists of an option to return the vehicle to Volkswagen Financial Services (VFS)\*\* at the end of the term and require VFS to purchase the vehicle at price known as the Guaranteed Future Value (GFV) as determined by VFS. At the end of the term, you can elect to: (1) trade-in the vehicle; (2) exercise the option to return the vehicle; or (3) retain the vehicle by paying the GFV, which is a lump sum owed to VFS at the end of the loan term after all repayments have been made. You will be liable for any loan contract deficit and additional charges, if you exceed the nominated kilometre allowance and/or the vehicle is not in an acceptable condition. Available on new and demonstrator Volkswagen vehicles for selected models. Contact your nearest Volkswagen dealer to verify eligible vehicles for this program. Fleet, government, rental buyers, hire car and chauffeur companies excluded.

\*\*VFS is trading name of Volkswagen Financial Services Pty Ltd ABN 20 097 071 460, Australian Credit Licence 389344.

# Specification Highlights

For more information on features and specifications, please download the specification sheets available at [www.volkswagen.com.au](http://www.volkswagen.com.au).

## GTI

### Golf

2.0L TSI 180kW / 370Nm

- Front Assist with City Emergency Brake (City EB) and Pedestrian Monitoring\*
- Adaptive Cruise Control (ACC) and Lane Assist with adaptive lane guidance\*
- Traffic Jam Assist and Emergency Assist\*
- Blind Spot Monitor with Rear Traffic Alert\*
- Active Info Display
- 18" alloy wheels and adaptive chassis control
- GTI body styling
- 8" satellite navigation system with App-Connect~
- LED headlights and Light Assist
- Leather sports multi-function steering wheel
- 'Clark' sport cloth seat upholstery
- Electrically foldable exterior mirrors
- Rear View Camera (RVC) and Park Assist with manoeuvre braking\*
- Keyless Access, keyless entry and starting system

7 speed DSG

Metallic / Pearl Effect paint

#### Optional Sound & Style package

19" Brescia alloy wheels, 9.2" satellite navigation, Gesture Control, Voice Control and Dynaudio Excite 400W premium audio system

#### Optional Luxury package

Vienna leather appointed upholstery#, heated front seats, electrically adjustable driver's seat with memory function, exterior mirrors with memory function and panoramic electric glass sunroof

## R

Specification highlights in addition to GTI

### Golf and Golf Wagon

2.0L TSI 213kW / 380Nm

- Vienna leather appointed upholstery#
- Heated front seats
- Electrically adjustable driver's seat with memory function
- R body styling
- 19" alloy wheels
- 9.2" satellite navigation system
- Gesture Control
- Voice Control
- Active Info Display
- Dark tinted rear and rear side windows
- Exterior mirrors with memory function
- Metallic and Pearl Effect paint finishes
- Luggage partition net and chrome roof rails (Wagon)
- (Park Assist is not available for the Golf R)

7 speed DSG

4MOTION all-wheel drive

Panoramic electric glass sunroof

Dynaudio Excite 400W premium audio system

\*Safety technologies are designed to assist the driver, but should not be used as a substitute for safe driving practices. ~App-Connect is compatible for selected apps with the latest smartphone versions of iOS and Android, active data service, and connection cable (sold separately). #Leather appointed seats have a combination of genuine and artificial leather, but are not wholly leather.



# Golf Performance Range

Volkswagen Group Australia Pty Ltd  
24 Muir Road Chullora NSW 2190  
ABN 14 093 117 876

Printed in Australia  
March 2020

Publication: VWPGOLPRANMY20

Your Volkswagen Dealer.

#### **Important information**

Apple CarPlay® is a registered trademark of Apple Inc. Android Auto™ is a registered trademark of Google Inc. MirrorLink® is a registered trademark of Car Connectivity Consortium LLC.

Volkswagen is distributed by Volkswagen Group Australia Pty Ltd (ABN 14 093 117 876) of 24 Muir Road Chullora, NSW 2190. Specifications are as planned at October 2019, for Model Year 2020 and are subject to change without notice or obligation. All information in this specification sheet is correct at the time of publication, however variations may occur from time to time and Volkswagen, in so far as it is permitted by law to do so, shall not be liable in any way as a result of any reliance by any person on anything contained in this brochure sheet. Authorised Volkswagen Dealers will provide up-to-date information on model application, design feature, prices, and availability on request.



# Golf Performance Range Specifications

# Features and Specifications

	GTI	R	R Wagon
<b>Safety and Security</b>			
<b>Airbags</b>			
Driver and front passenger airbags	S	S	S
Driver's knee airbag	S	S	S
Driver and front passenger side airbags	S	S	S
Curtain airbags, front and rear	S	S	S
<b>Anti-theft</b>			
Alarm system with interior monitoring and tilt sensor	S	S	S
Electronic engine immobiliser	S	S	S
<b>Body</b>			
Fully galvanised body with 12 year anti-corrosion perforation warranty	S	S	S
Door side impact protection	S	S	S
Rigid safety cell with front and rear crumple zones	S	S	S
<b>Brakes</b>			
Automatic flashing brake lights activated in emergency braking situation	S	S	S
Anti-lock Braking System (ABS)	S	S	S
Brake Assist	S	S	S
Electronic Brake-pressure Distribution (EBD)	S	S	S
Electro-mechanical parking brake	S	S	S
Auto hold function	S	S	S
Multi-collision brake	S	S	S
Red brake callipers, front with GTI lettering	S	—	—
Black brake callipers, front with R logo	—	S	S
<b>Child restraints</b>			
Child seat top tether anchorage points (3)	S	S	S
ISOFIX child seat anchorage points, outer rear seats	S	S	S
<b>Entry/warning reflectors in front and rear doors</b>			
	S	S	S
<b>Head restraints</b>			
Front safety optimised head restraints, height adjustable	S	S	S
Rear head restraints height adjustable (3)	S	S	S

## Safety and Security (continued)

### Lighting

Daytime driving lights, LED integrated in headlight housing
Front fog lights, LED mounted in lower bumper
Fog lamp, rear
Rear registration plate light, LED
Rear tail lights, LED
Rear tail lights, Premium LED with dynamic indicators

### Locking

Remote central locking with SAFELOCK deadlock mechanism
Keyless Access, keyless entry and starting system including starter button
2 stage unlocking (programmable)
Automatic locking after take-off (programmable)
One touch lock / unlock for driver
Child safety locks on rear doors
Fuel filler flap lock/unlock by remote, push to open

### Seat belts

Front height adjustable with pre-tensioners and belt force limiters
Visual and acoustic warning for driver and front seat passenger seat belts not fastened
3 point seat belts for all passengers

### Traction Control

Anti-Slip Regulation (ASR)
Electronic Differential Lock (EDL)
Electronic Stabilisation Program (ESP)
Extended Electronic Differential Lock (XDL)
Front differential lock
4MOTION all-wheel drive

## Exterior Equipment / Styling

### Body enhancements

Body coloured bumper bars and door handles
Body coloured exterior rear view mirrors
Matte chrome finish exterior rear view mirrors
Body coloured lower front spoiler with black aerodynamic louvres
Body coloured lower front spoiler with gloss black inserts
Exposed chrome exhaust tail pipes, left and right
Exposed dual chrome exhaust tail pipes, left and right
Radiator grille with red/chrome strip and GTI nameplate
Radiator grille with chrome strip and R nameplate

## GTI

S
S
S
—
S
—

S
S
S
S
S
S
S

S
S
S

S
S
S
S
S
—

S
S
—
S
S
—
S
—
—

## R

S
—
S
S
—
S

S
S
S
S
S
S
S

S
S
S

S
S
S
S
—
S

S
—
S
—
S
—
S
—
S

## R Wagon

S
—
S
S
S
—

S
S
S
S
S
S
S

S
S
S

S
S
S
S
—
S

S
—
S
—
S
—
S
—
S







## Comfort and Convenience (continued)

### In car entertainment and technology

Discover Media audio and satellite navigation system  
8.0" colour touch screen display with smartphone style HMI and proximity sensor, AM/FM radio, CD player and 2 x SD card slots for music and navigation data, 2D and 3D (bird's eye) map views, compatible with MP3, WMA and AAC music files, jpeg image viewer, car menu with convenience and service settings, security coded

Discover Pro audio and satellite navigation system  
9.2" colour touch screen display with smartphone style HMI, configurable home screen and proximity sensor, Gesture Control, Voice Control, AM/FM radio, CD player and 2 x SD card slots for music, 10 gigabyte internal storage, 2D and 3D (bird's eye) map views, compatible with MP3, WMA and AAC music files, jpeg image viewer, car menu with convenience and service settings, security coded

App-Connect™ USB interface for Apple CarPlay®, Android Auto™ and MirrorLink® in front centre console

Audio, telephone, cruise control and Multi-Function Display controls mounted on steering wheel

Auxiliary input audio socket in front centre console

Bluetooth® phone connectivity with contacts display, operation via touch screen audio unit or Multi-Function Display and Bluetooth® audio streaming

Dynaudio excite 400W premium audio system with 10-channel digital amplifier and subwoofer

Media Control

Speakers, front and rear (8)

### Instrumentation

Active Info Display, high resolution 12.3" TFT instrument display screen with customisable menus  
Driving time, trip length, average and current speed, average and current fuel consumption, distance till empty, engine oil temperature, speed warning function, vehicle status, audio, telephone, driver assistance systems, navigation and convenience menus

Speedometer & tachometer, electronic odometer and tripmeter, fuel and coolant gauges, low fuel and vehicle system warning lights, white illumination

Comfort indicator function (1 x touch = 3 x flash)

### Interior highlights

Aluminium finish, accelerator and brake pedals

Black headlining and pillar trim

Brushed chrome trim on instrument cluster, vent surrounds and gearshift lever surround

Chrome highlight trim on headlight switch and exterior mirror switch

Chrome highlight trim on power window switches

Decorative inlays, "piano black" to instrument surround and centre console, "honeycomb black" to passenger's side dashboard and doors

Decorative inlays, "piano black" to instrument surround and centre console, "carbon touch" to passenger's side dashboard and doors

Door sill scuff plates, front in aluminium finish with illumination

Gearshift knob with leather and aluminium finish

### Interior lighting

With time delay

Front reading lights (2) and rear passenger reading lights (2), LED

LED ambient lighting in driver and front passenger foot well, front door decorative inlays, door openers and handles

## GTI

## R

## R Wagon

S

—

—

P

S

S

S

S

S

S

S

S

S

S

S

S

S

S

P

O

O

S

S

S

S

S

S

S

S

S

S

S

S

S

S

S

S

S

S

S

S

S

S

S

S

S

S

S

S

S

S

S

—

—

—

S

S

S

S

S

S

S

S

S

S

S

S

S

S

S

S

S

-App-Connect is compatible for selected apps with the latest smartphone versions of iOS and Android, active data service, and connection cable (sold separately).

## Comfort and Convenience (continued)

### Luggage compartment

Load restraining hooks
Luggage compartment light
Luggage cover, removable
Luggage cover, storable
Luggage cover, extendable with automatic (2 stage) opening
Luggage net partition, extendable rear seat backrest to roof lining, removable and storable
Shopping bag hooks
Storage box in side lining
Variable luggage compartment floor level
12 volt socket

### Mirrors

Automatic dimming interior rear-view mirror
Electrically foldable exterior mirrors with environment lighting
Electrically heated and adjustable exterior mirrors
LED turn indicators integrated in exterior mirrors
Memory function for exterior mirrors

### Power steering

Electro-mechanical, vehicle speed and steering input sensitive
Progressive steering

### Seating

Sports seats with additional side bolstering
Electric adjustment for driver's seat with 3 position memory function
Height adjustment for front seats
Individually heated front seats
Lumbar adjustment for driver's seat, electrically adjustable
Lumbar adjustment for driver's seat, manually adjustable
Lumbar adjustment for front passenger seat, manually adjustable
Rear seat centre armrest with cup holders (2) and load through provision
Split folding rear seat backrest (40/60)

### Steering wheel

3 spoke leather covered flat bottomed sports steering wheel with brushed aluminium inserts and decorative stitching
Audio, telephone, cruise control and Multi-Function Display controls
Gearshift paddles
Height and reach adjustable steering wheel

## GTI

S
S
S
S
—
—
S
S
S
S
S

S
S
S
S
P

S
S

S
P
S
P
P
S
S
S
S

S
S
S
S

## R

S
S
S
—
—
—
S
S
S
—
S

S
S
S
S
S

S
S

S
S
S
S
S
—
S
S
S

S
S
S
S

## R Wagon

S
S
S
S
S
S
S
S
—
S

S
S
S
S
S

S
S

S
S
S
S
S
—
S
S
S

S
S
S
S

~App-Connect is compatible for selected apps with the latest smartphone versions of iOS and Android, active data service, and connection cable (sold separately).

S Standard O Optional Extra P Available as part of an optional package — Not available



Optional Packages	GTI	R	R Wagon
<p><b>Sound &amp; Style package</b></p> <p>Alloy wheels (Brescia) 19x7.5" with 225/35 R19 tyres            Discover Pro audio and satellite navigation system            9.2" colour touch screen display with smartphone style HMI, configurable home screen and proximity sensor, Gesture Control, Voice Control, AM/FM radio, CD player and 2 x SD card slots for music, 10 gigabyte internal storage, 2D and 3D (bird's eye) map views, compatible with MP3, WMA and AAC music files, jpeg image viewer, car menu with convenience and service settings, security coded            Dynaudio Excite 400W premium audio system with 10-channel digital amplifier and subwoofer</p>	0	—	—
<p><b>Luxury package</b></p> <p>Electric adjustment for driver's seat with 3 position memory function            Memory function for exterior mirrors            Lumbar adjustment for driver's seat, electrically adjustable            Panoramic glass sunroof, electrically slide and tilt adjustable with integrated wind deflector and sunblind            Vienna leather appointed seat upholstery# with individually heated front seats and decorative stitching            The roof console storage compartment is deleted when optioned with the Sport luxury package</p>	0	—	—

#Leather appointed seats have a combination of genuine and artificial leather, but are not wholly leather.

# Technical Specifications

	GTI	R
<b>Engine</b>	<b>2.0 litre TSI BlueMotion Technology</b>	<b>2.0 litre TSI BlueMotion Technology</b>
Type	4 cylinder inline turbocharged direct injection petrol with engine Start/Stop system*	4 cylinder inline turbocharged direct injection petrol with engine Start/Stop system*
Installation	Front transverse	Front transverse
Cubic capacity, litres/cc	2.0 / 1984	2.0 / 1984
Bore/stroke, mm	82.5 / 92.8	82.5 / 92.8
Max power, kW @ rpm	180 @ 5000 - 6200	213 @ 5400 - 6500
Max torque, Nm @ rpm	370 @ 1600 - 4300	380 @ 1850 - 5300
Compression ratio	9.6:1	9.3:1
Ignition system	Electronic	Electronic
Exhaust emission control	Exhaust gas recirculation, three way catalytic converter and lambda probes	Exhaust gas recirculation, three way catalytic converter and lambda probes
Fuel type (recommended)	Premium unleaded 95 RON minimum	Premium unleaded 98 RON / 95 RON minimum with reduced power
<b>Transmission</b>	<b>7 speed DSG</b>	<b>7 speed DSG</b>
Driven wheels	Front wheel drive	4MOTION all-wheel drive
<b>Performance#</b>		
0 – 100 km/h	6.2	4.8 (5.0)
<b>Fuel consumption **</b>		
Combined, L/100 km	6.5	7.2 (7.3)
Urban, L/100km	8.4	8.9 (9.0)
Extra Urban, L/100 km	5.4	6.2 (6.3)
CO <sub>2</sub> emission g/km	150	166 (167)
Fuel tank capacity, litres	50	55

Figures in brackets ( ) refer specifically to Golf R Wagon.

\*The Start/Stop system is designed to reduce fuel consumption and CO<sub>2</sub> emissions. It achieves this by automatically switching off the engine while the vehicle is stationary and then starting it again automatically when the driver wants to drive off. There are certain operating conditions where the Start/Stop system is deactivated (e.g. during engine warm-up), please refer to the owner's manual for full operating information.

#Please note figures are sourced from overseas data where equipment levels by model variant may vary.

\*\*Fuel consumption figures according to ADR 81/02 derived from laboratory testing. Factors including but not limited to driving style, road and traffic conditions, environmental influences, vehicle condition and accessories fitted, will in practice in the real world lead to figures which generally differ from those advertised. Advertised figures are meant for comparison amongst vehicles only.

# Technical Specifications

	GTI	R
<b>Running gear</b>	<b>2.0 litre TSI BlueMotion Technology</b>	<b>2.0 litre TSI BlueMotion Technology</b>
Suspension	Independent, MacPherson struts with lower A-arms. Anti-roll bar. Lowered sports suspension with adaptive chassis control	
Front axle	Independent, four-link with coil springs. Anti-roll bar. Lowered sports suspension with adaptive chassis control	
Rear axle	Independent, four-link with coil springs. Anti-roll bar. Lowered sports suspension with adaptive chassis control	
Steering	Electro-mechanical power assisted rack & pinion steering. Progressive steering	
Brake systems	Anti-lock Braking System (ABS) with Electronic Brake-pressure Distribution (EBD), Brake Assist and Electronic Stabilisation Program (ESP). Brake energy recuperation	
Brakes		
Front	Ventilated discs	Ventilated discs
Rear	Ventilated discs	Ventilated discs
Turning circle, m	10.9	10.9
<b>Weights</b>	<b>7 Speed DSG</b>	<b>7 Speed DSG</b>
Tare Mass Kg's	1377	1450 (1520)
Towing Capacity, kg*		
Braked	1600	—
Unbraked	690	—
Tow bar Load Limit kg	80	—

Figures in brackets ( ) refer specifically to Golf R Wagon.

\*When fitted with a Volkswagen Genuine Tow Bar. Towing capacities are applicable to Volkswagen Genuine Accessory Tow Bar. Towing capacity figures are maximum figures and actual towing capacity depends on factors including the laden mass of the vehicle, driving conditions and fitment of any accessories. Volkswagen Group Australia does not endorse or will not be held liable for any claim, loss or damage arising from the use or fitment of electronic trailer brakes.

# Technical Specifications

	GTI	R
<b>Exterior Dimensions</b>		
Overall length mm	4268	4263 (4580)
Width mm	1799	1799 (1799)
Height mm	1442	1436 (1447)
Wheelbase mm	2626	2626 (2627)
Track mm		
Front	1538	1537 (1537)
Rear	1516	1511 (1511)
<b>Luggage Area Dimensions<sup>#</sup></b>		
Luggage area volume, L		
Rear seat upright	380	343 (605)
Rear seat folded	1270	1233 (1620)
Luggage area floor length, mm		
Rear seat upright	839	819 (1055)
Rear seat folded	1558	1558 (1831)
Luggage area width, mm		
At narrowest point	1003	1003 (1003)
Luggage load height, mm		
To luggage cover	587	587 (584)
To roof lining	900	900 (936)

Figures in brackets ( ) refer specifically to Golf R Wagon.

<sup>#</sup>Please note figures are sourced from overseas data where equipment levels by model variant may vary.

# Colour & Upholstery Combinations

Interior Trim	Exterior Colours					
	Pure White	Tornado Red	Atlantic Blue M	Lapiz Blue M	Indium Grey M	Deep Black PE
<b>GTI</b>						
Black/Red 'Clark' sports cloth seat upholstery	S	S	S	—	S	S
Black Vienna leather appointed seat upholstery*	O	O	O	—	O	O
<b>R</b>						
Black Vienna leather appointed seat upholstery*	S	S	—	S	S	S

Please note: Metallic (M) and Pearl Effect (PE) paint are optional at additional cost, except Golf R.

\* Leather appointed seats have a combination of genuine and artificial leather, but are not wholly leather.



# Glossary

## 4MOTION<sup>^</sup>

An all-wheel drive system that provides the best possible traction at all road speeds, in all weather and road conditions. An electronically controlled multi-plate clutch directs torque to the axle with the best traction.

When operating under a relatively low load or when coasting, power is primarily distributed to the front axle, thus saving fuel. However, the rear axle can be variably engaged in fractions of a second whenever necessary, even before any wheel starts to slip and therefore reducing the potential for a loss of traction. The wheels of the Golf R are prevented from spinning even when driving off and accelerating.

Activation of the multi-plate clutch is based primarily on the engine torque demanded by the driver. In parallel, a system within the all-wheel drive control unit evaluates such parameters as wheel speeds and steering angle.

## Adaptive Chassis Control

The electrically controlled dampers of adaptive chassis control constantly adjust to the road conditions, the driving situation and driver's requirements. Selected via and integrated within the functionality of the Driving Profile Selection, the driver can choose between three damper settings – Normal, Comfort and Sport (Race – Golf R).

Starting from the normal setting, the driver can change the basic character of the car towards sporty or more comfort-oriented driving. In each setting, the adaptive chassis control adjusts the damping to the particular driving situation (up to one thousand times per second) which means it offers an optimum level of driving comfort and enjoyment at all times. Particularly on windy roads and poor surfaces, using adaptive chassis control offers sporty and yet comfortable driving.

## Adaptive Cruise Control (ACC)

Adaptive Cruise Control (ACC) is an extension of the conventional cruise control system with advanced capabilities based on a radar sensor. When ACC is activated, the vehicle automatically brakes and accelerates to a speed and distance set by the driver.

If the Golf approaches a slower vehicle, the ACC brakes the car to the same speed and maintains the pre-selected distance. Even when a vehicle pulls into the same lane in front of you or slows, your vehicle is automatically decelerated to the pre-selected distance. If the vehicle ahead moves out of your lane, the Golf then accelerates up to the preset desired speed.

Deceleration of the vehicle may take place via intervention in the engine management system. If deceleration via engine torque is not sufficient, brake intervention takes place, braking the vehicle to a standstill if the traffic situation necessitates in vehicles equipped with a DSG transmission. ACC can be reactivated automatically by depressing the accelerator pedal. In vehicles fitted with a manual transmission, the system is automatically deactivated at speeds below 30 km/h and the driver is prompted to take charge by visual and acoustic signals.

The dynamics of the ACC system can be individually varied by selecting one of the driving programs from the driver profile selector.

Adaptive Cruise Control (ACC) cannot replace the driver's attentiveness. The driver is still legally responsible for the vehicle and must monitor the speed and distance in relation to other vehicles. The ACC system should not be used on winding roads or in adverse weather conditions such as heavy rain.

## Anti-lock Braking System (ABS)

When braking, wheel speed sensors measure the road wheel speed and should one or more wheels start to lock the ABS system reduces brake pressure to that wheel. This prevents the wheels from locking during heavy or emergency braking, enabling the vehicle to remain steerable.

## Anti-Slip Regulation (ASR)

ASR is a traction control system that prevents the wheels from spinning under acceleration by reducing engine torque.

## Auto Hold function

As soon as the vehicle comes to a complete stop, the ABS hydraulic unit stores the vehicle's final braking pressure. So even when you take your foot off the brake pedal, all four wheels' brakes remain applied, providing increased comfort in stationary traffic. This function is released automatically when you drive off again.

## Blind Spot Monitor with Rear Traffic Alert

The Blind Spot Monitor with Rear Traffic Alert system supports the driver in assessing and avoiding dangerous situations, especially in critical situations, e.g. city and heavy traffic. The Blind Spot Monitor detects cars and motorcycles in the driver's blind spot and highlights these vehicles via a LED indicator in the door mirror. Rear Traffic Alert warns the driver of approaching traffic at the rear of the car when reversing via an audible warning followed by a visual message in the Optical Parking System (OPS).

Blind Spot Monitor with Rear Traffic Alert cannot replace the driver's attentiveness. The driver is still legally responsible for the vehicle and must monitor the speed and distance in relation to other vehicles.

## Brake Assist

During emergency braking, Brake Assist aids the driver by increasing the brake pressure automatically to a level exceeding the locking limit. The ABS is thus quickly brought into the operating range, which enables maximum vehicle deceleration to be achieved.

## Direct Shift Gearbox (DSG)

DSG is a manual gearbox in which the gearshifts are controlled electronically. What makes the DSG unique is that it has 2 separate gear sets operated by 2 clutches. The benefit of 2 gear sets and 2 clutches is that one gear set and clutch is engaged driving the vehicle with the second disengaged clutch having already pre-selected the next gear awaiting for power to be transferred. As the next gear has already been pre-selected prior to power being applied, the gear change only takes 3-4 100ths of a second. There is virtually no interruption to power, traction or acceleration. The DSG also offers Tiptronic gear selection and sports mode.

# Glossary

## Driving Profile Selection

Driving profile selection provides the driver with a wide-ranging choice of settings that can be made to the vehicle according to the driver's preferences. The driver has the option of choosing between the following driving profiles: Normal, Sport (Race – Golf R), Eco, Comfort and Individual. The Normal profile offers a comfortable but dynamic driving style. Sport provides faster response of the accelerator pedal, sportier damping and steering, while the (optional) DSG switches to Sport mode. Alternatively, the Golf R features Race mode, damping is increased (further reducing movements of the body structure), and engine response and shift points of the (optional) DSG are configured to be even more dynamic. Eco mode has been designed to enhance fuel efficiency by including coasting function (with DSG) and by adapting engine performance, earlier gearshift points and consumption-optimised control of the air conditioning system. Comfort mode offers a more relaxed and comfortable driving experience, primarily through the softer suspension setting of the adaptive chassis control. The Individual setting allows the driver to separately set various parameters including steering, engine, Adaptive Cruise Control (ACC) and air conditioning.

## Dynamic Light Assist<sup>^</sup>

Dynamic Light Assist optimises illumination of the roadway for even greater safety on the road. The system allows the main beam to be left on continuously without dazzling oncoming traffic. This is possible thanks to a masking function which can partially dip the high beam headlights. The information on other road users and the street lighting is captured by a camera on the interior mirror and relayed to the Dynamic Light Assist system.

## Electronic Brake-pressure Distribution (EBD)

Electronic, more sophisticated means of regulating the ratio of front/rear brake pressure. Settings are varied according to driving and load conditions to ensure each wheel is braked to the optimum extent.

## Electronic Differential Lock (EDL)

EDL improves driving and steering characteristics when accelerating on road surfaces where each wheel has a different degree of traction. The system operates automatically and is combined with the ABS system. Using the ABS wheel sensors, EDL monitors the speed of the individual driving wheels. When a difference in driving wheel speed is detected (i.e. when one wheel starts to spin due to differences in road surfaces, e.g. due to water or dirt) the system brakes the spinning wheel, transferring engine power to the wheel with the best traction.

## Electronic Stabilisation Program (ESP)

ABS and ASR traction control systems are integrated into the Electronic Stabilisation Program (ESP). In short, ESP helps ensure that the vehicle goes where you steer it even in extreme driving conditions. The ESP system constantly compares the actual movement of the vehicle with pre-determined values and should a situation arise where the vehicle starts to skid, ESP will apply the brakes to individual wheels and automatically adjust the engine's power output to correct the problem. ESP prevents the vehicle from losing control when trying to avoid an accident, for example. It also reduces the effects of understeer or oversteer.

## Emergency Assist

Emergency Assist monitors the driving characteristics and recognises, within the limits of the system, if the driver suddenly becomes incapable of driving (due to the vehicle not being controlled).

Emergency Assist detects a lack of activity on the part of the driver and issues repeated visual and acoustic warnings and initiates a quick jolt of the brakes to request the driver to take control of the vehicle.

If the driver remains inactive, the system automatically controls acceleration, braking and steering to slow the vehicle down and keep it in the lane. If there is sufficient stopping distance, the system decelerates the vehicle to a complete stop and switches on the electronic parking brake automatically.

When Emergency Assist is actively controlling the vehicle, the hazard warning lights are switched on and the vehicle performs a slight snaking motion within its lane to warn other road users. Ideally this will prevent a collision, or at least reduce its severity.

Emergency Assist cannot replace the driver's attentiveness. The driver is still legally responsible for the vehicle and must monitor the speed and distance in relation to other vehicles. Emergency Assist utilises both the Adaptive Cruise Control (ACC) and Lane Assist driver assistance systems. The ACC system should not be used on winding roads or in adverse weather conditions such as heavy rain. The system will not work if there are no recognisable lane markings. The camera vision can be reduced by rain, snow, heavy spray or oncoming lights. This and vehicles in front of you can lead to the lane markings not being recognised by the Lane Assist system.

## Extended Electronic Differential Lock (XDL)

XDL is an extension of the Electronic Differential Lock (EDL) function. When cornering, XDL responds to the load relief at the driven wheel/s on the inside of a corner. The ESP hydraulics are used for the XDL to apply pressure to the wheel on the inside of the corner in order to prevent wheel spin. This improves traction and reduces the tendency to understeer. As a direct result of the one-sided and precise braking pressure, cornering is sportier and more accurate.

## Fatigue Detection

The driver Fatigue Detection system automatically analyses the driving characteristics and if they indicate possible fatigue, recommends that the driver takes a break. The system continually evaluates steering wheel movements along with other signals in the vehicle on motorways and others roads at speeds in excess of 60 km/h, and calculates a fatigue estimate. If fatigue is detected, the driver is warned by information in the Multi-function Display and an acoustic signal. The warning is repeated after 15 minutes if the driver has not taken a break.

Fatigue Detection cannot replace the driver's attentiveness. The driver is still legally responsible for the vehicle and therefore determining whether or not they are fit to drive. A driving time of 15 minutes is required in order to assess the driver correctly. The functionality of the system is restricted given a sporty driving style, winding roads and poor road surfaces.

\*Optional equipment ^Only available on selected models

# Glossary

## Front Assist with City Emergency Brake (City EB) and Pedestrian Monitoring functions

The Front Assist ambient traffic monitoring system uses a radar sensor to detect critical distance situations and thus help to shorten the braking distance, reducing the risk of a rear-end collision.

The traffic ahead is monitored constantly by the radar at the front. If a vehicle is detected ahead of you in the lane, the distance and the speed relative to it are calculated. If the gap is closing too fast, Front Assist initially warns the driver by means of an audible as well as a visual signal. At the same time, the brake pads are brought into contact with the brake discs and the sensitivity of the Brake Assist is increased. This primes the braking system for a possible emergency stop. Furthermore, an automatic jolt of the brakes warns the driver of the danger. If the driver also fails to react to the warning jolt, Front Assist brakes automatically, helping to avoid a collision or reduce the severity of the accident.

The City Emergency Brake (City EB) function is a radar based emergency braking system designed to help a driver avoid a low-speed crash or to reduce its severity. At vehicle speeds below 30km/h, City EB monitors the area ahead of the car for vehicles which might present a threat of collision. If a collision is likely, City Emergency Braking first pre-charges the brakes and makes the emergency Brake Assist system more sensitive: if the driver should notice the risk, the car is ready to respond more quickly to their braking action. However, if the driver still takes no action and a collision becomes imminent, City Emergency Braking independently applies the brakes very hard. If the driver intervenes to try to avoid the accident, either by accelerating hard or by steering, City EB will deactivate and allow the driver to complete the avoidance manoeuvre.

Pedestrian Monitoring is an extension of the Front Assist monitoring system featuring the City Emergency Brake. The system uses a radar sensor in the radiator grille to monitor the area in front of the vehicle and within the limits of the system, register certain situations, for example a pedestrian stepping onto the road suddenly. The system then gives an immediate acoustic and visual signal to warn the driver. If the driver does not brake, the system initiates a jolt of the brake as a warning about the critical situation, while at the same time preparing for hard braking. If the driver fails to react, the system automatically performs emergency braking, within system limits. Ideally this will prevent a collision, or at least reduce its severity.

Front Assist with City Emergency Brake (City EB) and Pedestrian Monitoring cannot replace the driver's attentiveness. The driver is still legally responsible for the vehicle and must monitor the speed and distance in relation to other vehicles.

## Front Differential Lock<sup>^</sup>

The front differential lock is an electronically controlled mechanical differential lock. The drive torque is distributed via an electronically operated clutch in accordance with the driving situation. The differential lock actively counteracts understeer when cornering by increasing the drive force to the wheel on the outside of the bend. This provides more agility and precision on curves, and a more linear driving response. The front differential lock also provides maximum traction for front-wheel drive vehicles.

Both the XDL and front differential lock increase agility, traction and cornering ability. XDL exerts its effect during medium lateral acceleration, whilst the front differential lock enhances this effect right up to the dynamic driving limit range.

## Lane Assist

Lane Assist is a lane departure warning system that is designed to help reduce the likelihood of the vehicle leaving the road or crossing into an oncoming lane and therefore the risk of accident as a result of driver distraction or a lapse in concentration.

The Lane Assist system monitors the road ahead with the aid of a camera (located near the interior rear-view mirror) which recognises lane markings and evaluates the position of the vehicle. If the vehicle starts to leave the lane, the Lane Assist system takes corrective steering action. If this is not sufficient the driver is warned about the situation by a steering vibration and is asked to take over the steering. Additionally, if no active steering movements by the driver are recognised for longer than approximately 8 seconds, a message will appear in the Multi-Function Display in conjunction with a warning tone. The corrective steering function can be overridden by the driver at any time and the system does not react if the turn indicator is set before crossing a lane marking.

When adaptive lane guidance is active and the system detects both lane markings to the left and right of the vehicle, the function provides permanent assistance while the vehicle is in motion. The system adopts the preferred position within the lane in which the vehicle is travelling. For example, if the vehicle is being driven slightly off-centre in the lane, the system will learn to adopt the new position within a short period of time.

Lane Assist cannot replace the driver's attentiveness. The driver is still legally responsible for the vehicle and therefore staying in the lane at all times. The system will not work if there are no recognisable lane markings. The camera vision can be reduced by rain, snow, heavy spray or oncoming lights. This and vehicles in front of you can lead to the lane markings not being recognised by the Lane Assist system. The Lane Assist system does not activate at a vehicle speed of less than 65km/h.

## Multi-collision brake

The multi-collision brake has been designed to provide effective assistance for the driver in the moments after an accident. Multi-collision brake triggers automatic controlled braking once an initial collision has been detected so as to reduce the intensity of further accidents after a collision and can help prevent follow-on collisions with oncoming traffic.

The triggering of the multi-collision brake is based on a collision being detected by the airbag sensors. The ESP control unit limits the deceleration of the vehicle by the multi-collision brake to a defined value and vehicle speed. The vehicle can still be controlled by the driver, even when automatic braking is taking place. The driver can interrupt the multi-collision braking at any time by accelerating or braking even more strongly.

## Light Assist<sup>^</sup>

Light Assist provides enhanced comfort and safety on the road by means of automatic high beam control. A camera on the interior mirror observes the traffic above 60 km/h and in complete darkness, Light Assist automatically switches on the high beam headlights. The system detects vehicles travelling ahead, as well as oncoming traffic and automatically dips the headlights before they are dazzled. Automatic alternation between high beam and low beam headlights ensures optimum illumination of the road ahead.

\*Optional equipment ^Only available on selected models

# Glossary

## Manoeuvre braking

Manoeuvre braking assists the driver to avoid or reduce damage in a potential collision by initiating emergency braking. It supports the driver during forward and reverse manoeuvring in a speed range of a maximum 10 km/h. If the risk for an accident is recognised, emergency braking is initiated to minimise possible damage.

Manoeuvre braking cannot replace the driver's attentiveness. The driver is still legally responsible for the vehicle. The object must be detected by the sensors. If the driver notices a risk that pedestrians, other vehicles or objects could be damaged they need to react accordingly and stop the vehicle.

## Park Assist<sup>^</sup>

The third generation Park Assist system actively helps the driver when entering or reversing into 90° parking bays, as well as reversing into and driving out of parallel parking spaces. The system works by using sensors mounted either side of the front and rear bumpers together with parking distance sensors front and rear. To park, the driver simply presses the Park Assist button to select the type of parking manoeuvre and uses the appropriate indicator as the car slowly passes the potential parking space. Sensors scan the size of the parking space as the car is driven past and the driver is alerted if the parking space is big enough. If there is sufficient space, the driver stops the car, selects the correct gear and lets go of the steering wheel.

Park Assist will alert the driver of the intended path and subsequently the appearance of obstacles in the Multi-Function Display, within the driver's field of vision. Park Assist then actively supports the driver by taking over the steering control and parks the vehicle in the available space using the ideal course, if necessary with several moves. The driver can however take over the control of the steering at any time and end the automatic parking procedure.

Park Assist cannot replace the driver's attentiveness. The driver is still legally responsible for the vehicle. If the driver notices a risk that pedestrians, other vehicles or objects could be damaged or if they are uncertain of the risk, they will need to react accordingly and stop the vehicle, ending the function.

## Proactive occupant protection system

The proactive occupant protection system incorporates active and passive safety elements. When the system detects a potential accident situation, the occupants and the vehicle are prepared for a possible accident. Automatic tensioning of the seat belts secures the driver and front passenger in their seats to attain the best possible protective potential of the airbag and belt system. In case of high transverse dynamics the side windows (and optional panoramic sunroof) are also closed, leaving just a small air gap. Closing of the windows offers optimal support to the head and side airbags which results in the best possible protection.

## Traffic Jam Assist

In congested traffic situations, Traffic Jam Assist makes driving significantly more comfortable and helps to avoid typical rear-end collision accidents. The Traffic Jam Assist function combines the driver assistance systems Adaptive Cruise Control (ACC) and Lane Assist with adaptive lane guidance.

In a speed range of 0-60km/h, the system automatically controls acceleration, braking, steering and if required, will decelerate to a stop behind a vehicle that is stopping.

Traffic Jam Assist cannot replace the driver's attentiveness. The driver is still legally responsible for the vehicle and must monitor the speed and distance in relation to other vehicles. Traffic Jam Assist has been developed for use only on motorways. The ACC system should not be used on winding roads or in adverse weather conditions such as heavy rain. The system will not work if there are no recognisable lane markings. The camera vision can be reduced by rain, snow, heavy spray or oncoming lights. This and vehicles in front of you can lead to the lane markings not being recognised by the Lane Assist system.

\*Optional equipment ^Only available on selected models



Golf GTI with optional luxury package shown.

# Golf Performance Range

Volkswagen Group Australia Pty Ltd  
24 Muir Road Chullora NSW 2190  
ABN 14 093 117 876

Printed in Australia  
March 2020

Publication: VWPGOLPRANSPMY20

## **Important Information**

Apple CarPlay® is a registered trade mark of Apple Inc. Android Auto™ is a registered trade mark of Google Inc. MirrorLink® is a registered trade mark of Car Connectivity Consortium LLC. Bluetooth® is a registered trade mark of Bluetooth SIG Inc.

Volkswagen is distributed by Volkswagen Group Australia Pty Ltd (ABN 14 093 117 876) of 24 Muir Road Chullora, NSW 2190. Specifications are as planned at October 2019, for Model Year 2020 and are subject to change without notice or obligation. All information in this specification sheet is correct at the time of publication, however variations may occur from time to time and Volkswagen, in so far as it is permitted by law to do so, shall not be liable in any way as a result of any reliance by any person on anything contained in this brochure sheet. Authorised Volkswagen Dealers will provide up-to-date information on model application, design feature, prices, and availability on request.

Your Volkswagen dealer.