

1987 MITSUBISHI CORDIA



HAS THE POWER TO IMPRESS

Cordia Turbo gives you more performance for your dollar than any car around.

And the experts agree. According to Motor Trend:

"... the Cordia Turbo, in a tough class with tough contenders, more than holds its own in performance, offers the usual convenience and

gadget items, and slides in with the lowest price of the bunch. By far!"*

As a sports specialty model Cordia clocks up figures like: 0 to 50 in 6.41 seconds.**

The muscle comes from a remarkably responsive turbocharging system that uses expanding exhaust gasses to pack a denser air mixture into the

combustion chamber. The result... more fun.

Cordia's aerodynamic styling, fine tuned in wind-tunnel testing, cuts through the air with a low 0.33 coefficient of drag, which translates to a quieter ride and increased fuel efficiency.†

Hidden beneath its sleek skin is


a sports suspension with heavy spring rates, tight shock valving and front and rear stabilizer bars to make demanding roadways fun to drive.

Speed rated 60 series radial tires mounted on distinctive turbo styled alloy wheels add the finishing touch to the performance package.

But wait 'til you see the inside.



TECHNICALLY COMPLETE



The same advanced design logic that went into designing the engine and suspension went into the interior. Easy-read gauges, convenient controls and luxurious extras in a handsome package.

The full instrumentation includes a tachometer, speedometer, resettable tripmeter, turbo boost gauge that tells when the turbo is adding power, coolant temperature and oil pressure gauge, and a digital quartz clock.

You can adjust the dual mirrors, open the hood, rear hatch door and fuel filler door without leaving the driver's seat.

Cruise control, variable intermittent windshield wipers, passenger

vanity mirror, convenient passenger assist grip, and a five speaker electronically tuned AM/FM stereo radio with cassette deck are all standard features on the amazingly complete Cordia Turbo.



COMFORTABLY SPACIOUS

Take it easy. Settle into the reclining driver's seat with high side bolsters that support you through twisty turns and take the strain out of long drives.

An adjustable steering column lets you center the soft grip sports wheel to its most comfortable position, in balance with the way you've

adjusted the seatback.

Map pockets, and nooks and crannies for glasses and change, are conveniently tucked about the cabin.

Underway, power assist rack and pinion steering helps in parking, and provides exceptional road feel on the highway.

But the surprising impression Cordia Turbo creates is that of smooth, quiet power. The 5-speed manual gearbox shifter is well located and precise. Pedals are positioned for effortless downshifting.

Now take another look... you'll be impressed.

PERFORMANCE WITH A SOFT TOUCH

For drivers who prefer a touch of comfort in a sporty car, Mitsubishi offers the Cordia L. A sensible, affordable, versatile sports specialty hatchback.

Although the five-speed manual overdrive is standard, an electronically-controlled, 3-speed automatic transmission is available as an option.

Inside are fully reclining bucket seats in front and split fold-down seats in the rear. For '87 you'll find a richer fabric upholstery in keeping with Cordia's other luxurious features including power steering, power front disc brakes, and upgraded electronically-tuned AM/FM stereo radio and cassette and full instrumentation.

Power is provided by a sophisticated 2.0 liter engine that earns high marks on the technology scale. Dual Engine Stabilizers™ which are counter-rotating balance shafts, provide uncommon smoothness for an engine of this displacement. And a technologically advanced combustion chamber utilizing a second air

intake port which is controlled by an equally small valve, creates a precise swirl in the chamber and promotes more efficient combustion for increased economy and emission control.*

Cordia L... a smooth running, feature-loaded hatchback at an uncommonly affordable price.



COMFORT AND CONVENIENCE...BALANCED WITH POWER



LET THE SUN SHINE IN Fun lovers, who are sun lovers too, can order an optional sun roof that's adjustable for ventilation, or completely removable to let all the sunshine in.


But sometimes there can be too much of a good

thing. Your Mitsubishi Motors Dealer has a rear shade kit accessory that not only adds to the custom sporty look of Cordia, but is also designed to protect against sunlight damage to interior fabrics. It fits across the back hatch and is hinged for easy window cleaning.

A TOUCH OF CLASS Cordia controls were ergonomically designed to provide easy operation of most functions right from the driver's seat.

Beside the drivers seat is a button for opening the locked fuel filler door. Next to it is a remote release for opening the rear hatch. In the same grouping are controls for the seat track and the reclining seat adjustment.

And for a touch of class, power windows are optional on Cordia L and Cordia Turbo. The switches are mounted in the door armrests.



A HELPING HAND On highways and freeways, minimal power steering is required, but in tight maneuvering and nudging into close parking spaces, a helping hand is welcome. Cordia's power assisted steering takes this into account. At slow speed maneuvering, you get maximum power steering assist.



KEEPING CORDIA COOL Cordia's efficient dual bi-level heating/ventilation system lets you direct warm or cool air where you want it. But when blazing summer sun comes down you'll appreciate the optional air conditioning system designed especially for Cordia.

THE SOUND OF MUSIC...SOUNDS GREAT

Standard on Cordia is a high fidelity sound system which features five speakers for true surround sound and stereo reproduction. A fader feature allows you to balance between front and rear speakers and a



balance switch lets you adjust volume between left and right speakers. The radio also offers plus/minus SEEK. By touching the SEEK control, station bands can be monitored up and down the scale, with automatic tuning to the nearest strong station. The electronically-tuned radio also includes an auto-reverse/Dolby® cassette player.


THE RIGHT SLANT Cordia's ergonomically designed reclining front seats are designed to cradle your body with high side bolsters for support in high speed turns and sheer comfort in everyday driving.



CORDIA'S SMOOTH RIDE comes from a taut 4-wheel independent suspension, with MacPherson struts, telescopic shocks and beefy stabilizer bars.

But the Cordia Turbo, with its more powerful engine requires a performance-tuned suspension. This means higher spring rates, tighter shock valving, larger front stabilizer bar and rear stabilizer bar to handle the greater horsepower of the engine.


Aluminum alloy wheels with a distinctive turbo design wear 195/60HR14 performance radials to compliment the suspension.



SNAP OFF THE LINE Part of the enjoyment of a "driver's car" is the interaction between the car and pilot. Cordia's 5-speed, manual overdrive transmission features gear ratios that give snap off the line and excellent fuel economy in high gear highway cruising.*

For stop-and-go drivers who want to relax, an innovative, electronically controlled ELC™ automatic transmission is standard with the Cordia LS package and optional on Cordia L.

The heart of the ELC™ system is an electronically controlled damper clutch that limits the amount of slip between the input and output shafts of the torque converter. A computer monitors, engine speed, throttle position, coolant temperature, and other critical measurements to determine the amount of slip that should be permitted for a specific driving condition. With ELC™ torque converter lock-up can occur at speeds as low as 12 mph. The result is a more efficient automatic, attuned to the way you drive.



PUTTING TECHNOLOGY TO WORK Cordia Turbo's fun loving personality is the result of a number of intriguing technical advancements. Besides the low mass turbocharger there are patented Dual Engine

Stabilizers™ and an advanced fuel delivery system that pack more driving pleasure into every mile.

The Dual Engine Stabilizer system was designed to neutralize inherent vibration common to large displacement 4-cylinder engines. The two counter-rotating shafts are designed to damp out vibration so effectively, Porsche licensed it for use in all 944 series engines.

In high performance engines, fuel supply is critical. So critical that Cordia uses a microprocessor to monitor performance data from a number of sensors. On the basis of this information, fuel delivery is automatically adjusted to maintain precise air fuel mixture and ignition timing for peak performance and economy.



SPACE AND MORE SPACE The versatile Cordia has plenty of room for packing along fun things. But drop the split fold down rear seat and the space is really impressive. With the seat up, there is 13.6 cubic feet of space. With the seat down you have 20.6 cubic feet of cargo room. The nice thing is, with the big rear hatch, loading and unloading is easy.

LONGTIME GOOD LOOKS To keep Cordia sparkling year after year, Mitsubishi Motors developed an especially tough paint that is designed to resist harmful ultra-violet sun rays and salt laden air. It's so effective that Mitsubishi backs up the paint with a 5 year/50,000 mile Limited Warranty against rust through due to corrosion in normal use.**

And this year Mitsubishi introduces a brand new warranty that covers all the electronics that handle critical functions in the engine and controls. This limited warranty covers computers used in connection with the transmissions, cruise control, engine computers, instruments and alternator for 3 years for 36,000 miles.**

* See EPA mileage figures in specifications section.
** For complete details, see copy of Limited Warranty at your dealer.

1987 CORDIA FEATURES AND SPECIFICATIONS

Features & Options

| | CORDIA L | | TURBO | |
|---|----------|---|-------|--|
| MECHANICAL/FUNCTIONAL | | | | |
| 2.0-liter, 88-hp engine | S | | | |
| 1.8-liter, 116-hp Turbo | | S | | |
| 5-speed manual transmission | S | S | | |
| ELC™ 3-speed automatic transmission | O | | | |
| Full wheel covers | S | | | |
| 14" Aluminum alloy wheels | | S | | |
| P185/70R13 All season radials | S | | | |
| 195/60HR14 Performance radials | | S | | |
| Power assist vented front disc brakes | S | S | | |
| Self-adjusting rear drum brakes | S | S | | |
| Water cooled turbo housing | | S | | |
| Dual bi-level heating/ventilation, 4-speed fan | S | S | | |
| Air conditioning | O | O | | |
| Height adjustable steering column | S | S | | |
| Power assist rack & pinion steering | S | S | | |
| 5-year/50,000 mile Anti-Corrosion Perforation Limited Warranty* | S | S | | |
| 3-year/36,000 mile Electronics Limited Warranty* | S | S | | |
| 2-year/24,000 mile Powertrain Limited Warranty* | S | S | | |
| EXTERIOR | | | | |
| Front mudguards | S | | | |
| Rear mudguards | | S | | |
| Air dam & side sill extension | | S | | |
| Rear spoiler | | S | | |
| Halogen headlamps | S | S | | |
| Tinted glass | S | S | | |
| Dark upper windshield band | | S | | |
| Pop-up/lift-off sunroof | O | O | | |
| Rear window wiper/washer | O | S | | |
| Dual manual remote mirrors | S | S | | |
| INTERIOR | | | | |
| 2-speed wiper/washer | S | S | | |
| Variable intermittent wiper | S | S | | |
| Remote hood release | S | S | | |
| Remote hatch & fuel filler door releases | S | S | | |
| Passenger visor vanity mirror | S | S | | |
| Passenger assist grip | S | S | | |
| Analog instrumentation | S | S | | |
| Tachometer | S | S | | |
| Tripmeter | S | S | | |
| Coolant temperature gauge | S | S | | |

S-Standard O-Optional

| | CORDIA L | | TURBO | |
|--|----------|---|-------|---|
| INTERIOR Cont. | | | | |
| Oil pressure gauge | S | | S | S |
| Voltmeter | | S | | |
| Turbo boost gauge | | | S | |
| Digital quartz clock | | S | S | |
| Electronically tuned AM/FM stereo radio/cassette, w/5 speakers | S | | S | S |
| Reclining bucket seats, see-through adjustable headrests | S | S | | |
| Door map pockets | S | S | | |
| Center console | S | S | | |
| Split fold-down rear seat | S | S | | |
| Detachable rear cargo cover | S | S | | |
| Rear window defroster | S | S | | |
| Power windows | O | O | | |
| Cruise control | | | S | |
| EXTERIOR COLORS/INTERIOR TRIM | | | | |
| Rocky White/Dark Red | S | | S | |
| Rio Red/Black | S | | S | |
| Selbia Black/Dark Red | S | | S | |
| Kaiser Silver/Dark Red | S | | S | |
| Red (Metallic)/Black | S | | | |
| Bright Silver/Black | S | | S | |
| ACCESSORIES | | | | |
| Nose mask | O | | O | |
| Shade kit | O | | O | |
| Mudguards | O | | | |
| Floor mats | O | | O | |
| Wheel arch moldings | O | | O | |

*For complete details see copy of Limited Warranty at your dealer.

Specifications

| | 2.0-LITER | 1.8-LITER TURBO |
|--|--|-----------------------|
| ENGINE | | |
| Model designation | G63B | G62B Turbo |
| No. cylinders, layout | 4-cylinder, inline | 4-cylinder, inline |
| Bore x stroke, In. | 85 x 88 | 80.6 x 88 |
| In. | 3.35 x 3.46 | 3.17 x 3.46 |
| Displacement, cc, (cu. in.) | 1997/122 | 1795/109 |
| Compression ratio | 8.5:1 | 7.5:1 |
| Fuel system | 1-2V | Elect. fuel injection |
| Horsepower @ rpm (SAE Net) | 88 @ 5000 | 116 @ 5500 |
| Torque @ rpm, lbs.-ft. (SAE Net) | 108 @ 3000 | 129 @ 3000 |
| Engine features: Single overhead camshaft, Dual Engine Stabilizers,™ electronic fuel feedback carburetion system (non-turbo engine), automatic valve lash adjusters. Turbocharger with ECI™ fuel injection, water-cooled turbo housing (turbo engine). | | |
| Emission control system: EGR, air induction, 3-way catalyst w/feedback control. | | |
| CLUTCH | | |
| Type: | Single-plate, dry | |
| Diameter, in. | 7.9 | |
| TRANSMISSIONS | 5-SPEED MANUAL | 3-SPEED AUTOMATIC |
| Applications | Cordia L, Turbo | Cordia L |
| Gearbox Ratios (:1) | | |
| 1st | 4.226 | 2.846 |
| 2nd | 2.365 | 1.581 |
| 3rd | 1.467 | 1.000 |
| 4th | 1.105 | — |
| 5th | 0.855 | — |
| Reverse | 4.109 | 2.176 |
| Final drive ratio (:1) | | |
| w/2.0-liter engine | 3.187 | 3.187 |
| w/1.8-liter turbo engine | 3.466 | |
| SUSPENSION | | |
| Front: | Independent with struts, coil springs, 0.87" stabilizer bar, (1.02" Turbo) | |
| Rear: | Independent with trailing arms, coil springs, telescopic shock absorbers, 0.57" stabilizer bar | |
| DIMENSIONS In. | | |
| Wheelbase | 96.3 | |
| Overall length | 173.0 | |
| Overall width | 65.4 | |
| Overall height | 49.4 | |
| Track, (front/rear) | 55.5/54.1 | |
| Head room, (front/rear) | 36.8/35.6 | |
| Shoulder room, (front/rear) | 52.8/50.0 | |
| Leg room, (front/rear) | 41.3/30.3 | |
| Hip room, (front/rear) | 53.5/52.0 | |

| | DIMENSIONS Cont. In. | |
|--|------------------------|-------------------|
| Cargo capacity, cu. ft. (Rear seat up) | 13.6 | |
| Coefficient of drag | 0.33 | |
| STEERING | | |
| Type | Rack & pinion | |
| Power assist | Standard | |
| Ratio | 16.8 | |
| Turns, lock-to-lock | 2.9 | |
| Turning circle, curb-to-curb, ft. | 32.2 | |
| BRAKES | | |
| Power assist | Standard | |
| Type, front | Vented disc | |
| Diameter in. x width Cordia L/Turbo | 9.5 x 0.7/10.4 x 0.94 | |
| Type, rear | Self-adjusting drum | |
| Diameter in. x width | 8.0 x 1.7 | |
| Total Brake Swept Area, Sq. in. Cordia L/Turbo | 246/268 | |
| ELECTRICAL SYSTEM | | |
| Battery | 12-V, maintenance free | |
| Alternator rating, amps | 65 | |
| FUEL SYSTEM | | |
| Type fuel required | Regular unleaded | |
| Fuel pump type, 2.0 engine | Mechanical | |
| 1.8 turbo engine | Electrical | |
| Fuel tank capacity | 12.8 | |
| WHEELS & TIRES | | |
| Wheel size, Cordia L | 13 x 5 J | |
| Turbo | 14 x 5.5 JJ | |
| Type, Cordia L | Stamped steel | |
| Turbo | Aluminum alloy | |
| Tire size, Cordia L | P185/70R13 | |
| Turbo | 195/60HR14 | |
| CURB WEIGHTS—lbs. | 5-SPEED MANUAL | 3-SPEED AUTOMATIC |
| Cordia L | 2337 | 2370 |
| Cordia Turbo | 2458 | N/A |
| FUEL ECONOMY FIGURES** | | |
| MODEL | Eng./Transmission | Est. City/Highway |
| Cordia L | 2.0/5M | 25 32 |
| Cordia L | 2.0/3A | 24 26 |
| Cordia Turbo | 1.8/5M | 22 29 |


** These figures are estimates only, provided by the U.S. Environmental Protection Agency (EPA).

Technical data, features, options and other equipment shown in this catalog are based on the latest available information at the time of printing and are subject to change without notice. Some vehicles are shown with optional equipment. For further information on the additional options and accessories, contact your Mitsubishi Motors Dealer. Availability at dealers of vehicles with specific features may vary. Headlights, parking lights and fog lights on vehicles lighted for illustration purposes only.

Call 1-800-447-4700 for your nearest Mitsubishi Motors Dealer.

Part #MMSA-ADV-5022. Litho in U.S.A. © 1986 Mitsubishi Motor Sales of America, Inc.

THE MITSUBISHI HERITAGE Seventy



years of innovative engineering and technology have gone into the design of Mitsubishi cars and trucks.

As one of the largest vehicle makers in the world,

Mitsubishi Motors annually builds over a million vehicles for customers in 135 countries around the globe.

Wearing the three diamond trademark are more than 100 diversified companies ranging from heavy industry, electric, shipping, banking and aircraft to chemicals and cameras.

It's this combination of wide ranging technology— aerodynamics, electronics, turbo engines and metallurgy— incorporated in its cars and trucks that has earned Mitsubishi Motors a world-wide reputation for reliability, performance and comfort.



PERFECTING THE EXPERIENCE.

DEZO'S GARAGE

