

1988 Wagon/Van



M I T S U B I S H I



Cold Environmental Testing.



High-speed Endurance Testing

Mitsubishi Motors...Our Experience Shows.

In the last seventy years, Mitsubishi Motors Corporation has become one of the world's largest manufacturers of cars and trucks, producing over 1.2 million vehicles last year alone.

In 1988, the quality vehicles that carry the Mitsubishi name are the result of years of experience, research and technological refinement. All combined to provide you with a vehicle that is not only reliable, stylish and efficient, but one that truly performs.

There's Always a Better Way.

Mitsubishi has long been recognized throughout the industry for its leadership in engineering advancements that improve and enhance the performance and durability of its vehicles. Some of its many achievements include aerodynamic flush body styling for improved efficiency and

Dual Engine Stabilizers™, an internal counter-balancing system used in most of its 4-cylinder powerplants to neutralize inherent vibrations for quieter, smoother engine operation.

As a world leader in the production of light, medium and heavy duty trucks and vans, Mitsubishi's experience shows in every vehicle it builds. Prior to full-scale production, these vehicles are subjected to hot and cold environmental testing, and extensive wind tunnel and durability testing, to ensure that these products can comfortably and reliably meet consumer needs, be they business or pleasure.

Mitsubishi is continuing its commitment to the research and development of components, integrated control systems, aerodynamic exterior and ergonomic interior

design to develop cars, trucks and sport utility vehicles to meet the needs of the future.

Mitsubishi Wagon & Van.

Mitsubishi Wagons are an excellent example of combining exterior aerodynamic styling with a spacious, comfortable interior with room for seven adults, and then some. All seat positions are designed for optimum passenger comfort. So when you're on the road for pleasure, your passengers can sit back and relax. The Mitsubishi Wagon is not just for pleasure's sake. Remove the rear bench seat, slide the center bucket seats forward, and there's room enough to carry more than 1,576 pounds of payload in 161.6 cubic feet of cabin space.

It's a pleasure doing business with the Mitsubishi Van, an easy to handle, easy to load working partner. It's built to take a 1,951 payload in stride. And the rear tailgate and side sliding door make loading the Van a lot less work for you. Even if the Mitsubishi Van was made for business, driving it is a real pleasure. A great deal of attention has been paid to interior comforts, including plush velour reclining bucket seats, a spacious center console for personal items, a padded steering wheel with height adjustable column and rich cut pile carpeting.

Take a few minutes to review the many features available on the Mitsubishi Van and Wagon. Whether you're looking to carry passengers in spacious comfort, or carry cargo in style, you'll see why Mitsubishi is the obvious choice.



**A New View
of Mass Transportation.**

Whether you need to move a load of passengers or a load of cargo, the Mitsubishi Wagon is very accommodating. It seats seven adults in luxurious comfort, or handles more than 1,500 pounds of payload with the rear seat removed.

Whatever you're moving, people or payload, you'll do it in style. The Wagon's spacious interior is surrounded by a sleek, aerodynamic exterior that helps reduce wind noise and increase fuel efficiency.* The powerplant that gets you where you

want to be is a rugged 2.4-liter SOHC engine with electronic fuel injection. The four-speed automatic overdrive transmission is a smooth operator that adds to the ease and comfort of driving.

Even though the Mitsubishi Wagon is loaded with standard features, you may

want to add a touch more convenience with the optional LS package. Included are bronze tinted glass, wraparound body side molding, power windows, power-assist steering, digital quartz clock, cruise control and an electronically tuned AM/FM

stereo cassette with 4 speakers and amplified subwoofer.

The Mitsubishi Wagon. A whole new way to look at mass transportation.

*See fuel economy figures in specifications section.

You'll Run Out of Road Before You Run Out of Possibilities.

There's almost no end to the possibilities. In fact, the Mitsubishi Wagon's greatest virtue may be its all-out versatility.

This becomes abundantly clear from the first moment you step inside. You'll find three rows of seating, comfortable and plush enough to be the centerpiece in just about any room. And even more incredible, the seating can be rearranged almost any which way you want.

Take the center row Captain's chairs. They rotate a complete 360 degrees... slide back and forth a full 20 inches... and, when the drive is over, even fold flat like a bed so you can go from cruising to snoozing in a hurry.

Behind the Captain's chairs, there's a rear bench seat that folds forward, or, if you're inclined, fully reclines. For more space, simply hit the quick-release levers and remove the rear bench seat. That will free up enough room to haul up to 1,576* pounds of payload. And since it's only

23.4 inches from ground level to load floor, loading and unloading is no strain.

Relaxing Atmosphere.






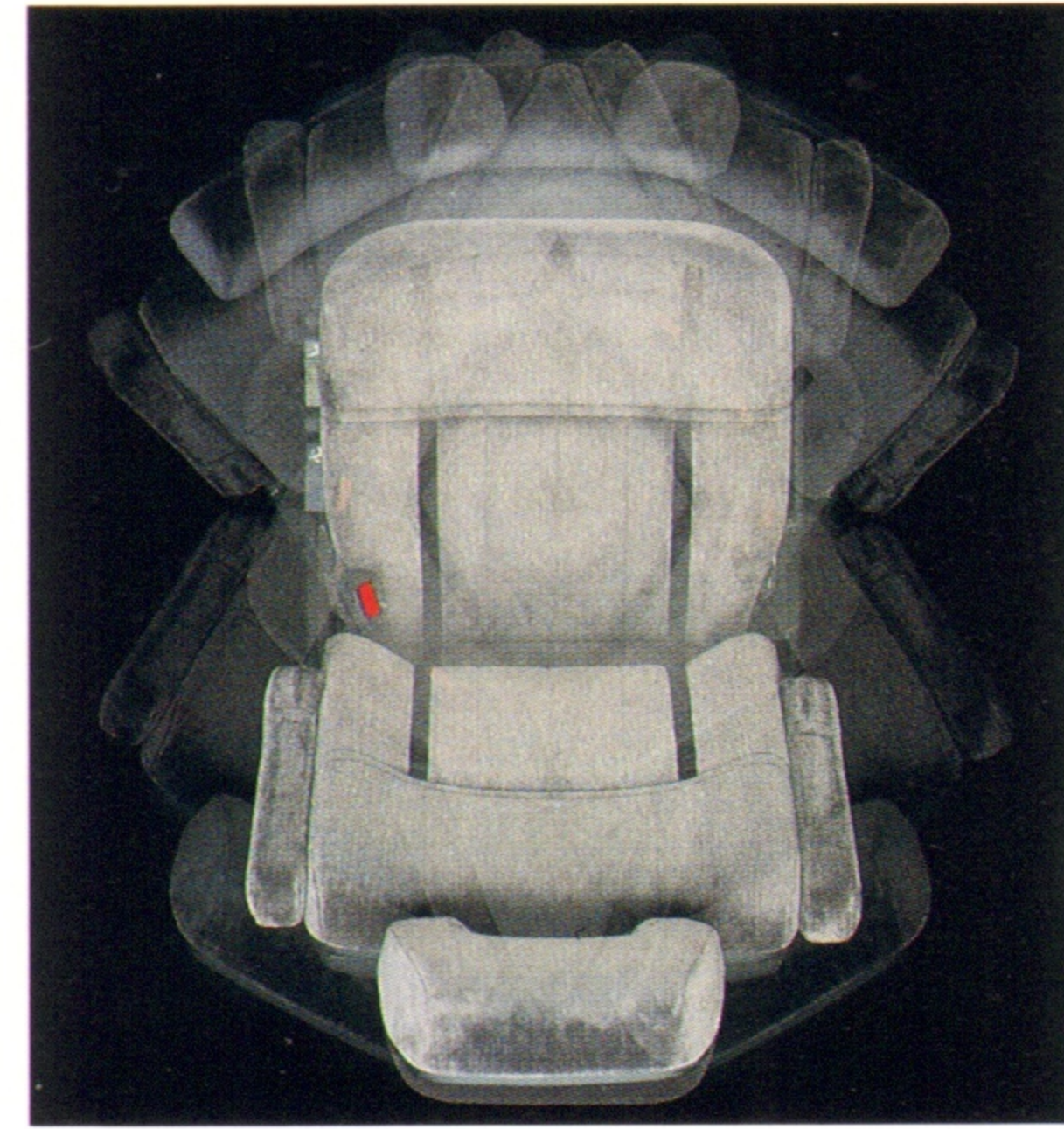
A dual bi-level heating/ventilation system teamed with an optional dual air conditioning system lets you take all the

comforts of home out on the road. Passengers in both the front cockpit and rear cabin have the luxury of separate heating/ventilation/air conditioning controls.

Opt for the ultimate convenience of our LS package which includes wraparound body side molding, bronze tinted glass,

power windows, power-assist steering, digital clock, and cruise control. Then give your ears an audio feast with an electronically tuned AM/FM stereo cassette with 4 speakers and amplified subwoofer.

*With LS package.



All the Comfort of a Car with Space to Spare.

This is an instrument panel you'll feel comfortable with right from the start. All the information you need is available at a glance. Front and center, big and bold: the speedometer, tachometer, tripmeter, fuel and temperature gauges. Plus warning lights to keep you informed of all the vital functions.

Grab the steering wheel and tilt it up or down for greater driving comfort. And

within easy reach you'll discover the dual stalk mounted controls for headlamps, turn signals, optional cruise control and the variable speed wipers and washer. To keep up appearances, you'll find vanity mirrors on both passenger and driver's sun visors.



The Wagon With Mass Appeal.

Whether you're transporting an army of scouts, nearly 3/4-ton of building supplies or a week's worth of vacation plans, you've got the room to do it in style and comfort.

The Mitsubishi Wagon will easily accommodate seven full-size adults in plush velour seats surrounded by a generous

amount of cabin space. And just wait until your friends discover the middle bucket seats that swivel, slide and recline.

This Mitsubishi Wagon comes loaded with features like height adjustable steering wheel, tinted glass, headlamps that automatically turn off if you forget, a





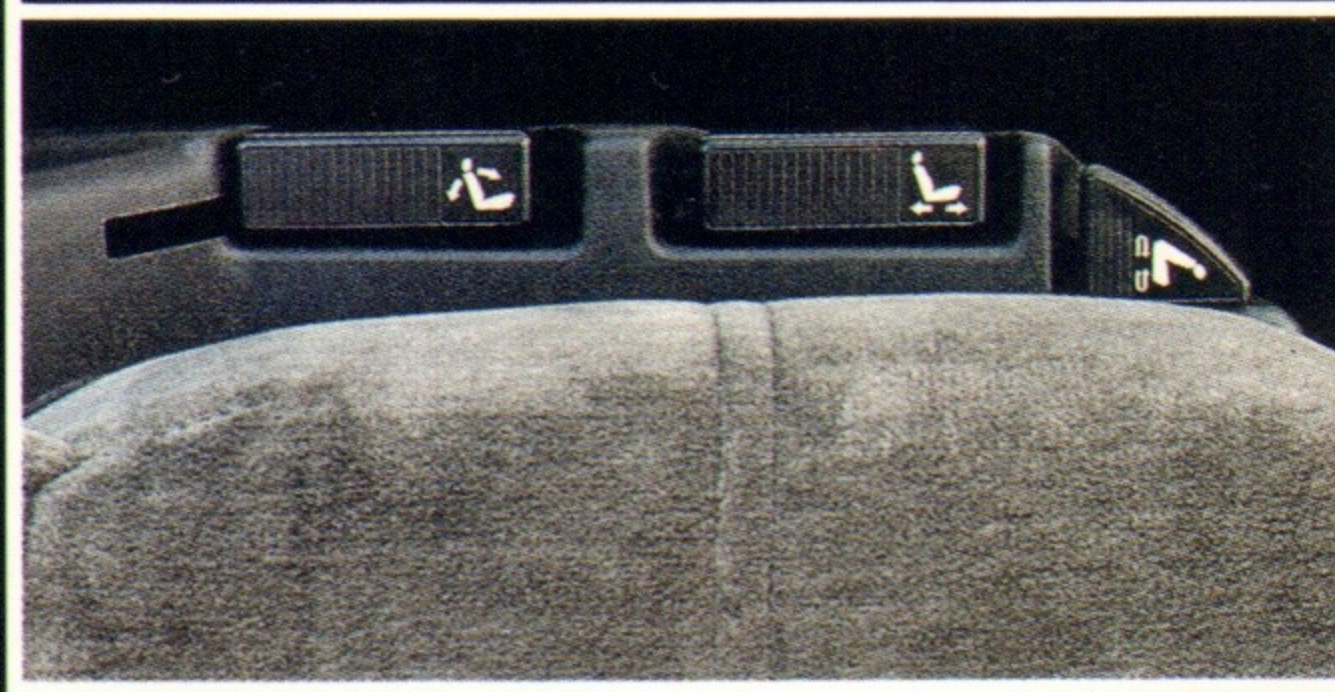






long-life stainless steel exhaust system and deep plush cut-pile carpeting at no extra cost.

Whether you're hauling a full load of passengers or cargo, the Mitsubishi Wagon has the power to perform. The

2.4-liter, electronically fuel-injected engine churns out 107 horsepower to get you where you want to go. The patented Dual Engine Stabilizers™ see that you get there smoothly and comfortably. Smooth-riding P205/75R14 steel belted radial tires on

styled steel wheels with full wheel covers enhance the ride. Or opt for the stylish touch of aluminum alloy spoker wheels. Complete all this with a standard 4-speed automatic overdrive transmission, and you're in for some smooth sailing.

W A G O N F E A T U R E S



All the Moves.

Seating doesn't come any more flexible than this. These second row captain's chairs move forward and back a full 20 inches, swivel 360 degrees and even fully recline like a bed. All are covered in rich, velour upholstery and come standard with every Mitsubishi Wagon.

Inclined to Recline?

When the drive is over, the fully reclining rear bench seat goes all the way down and doubles as a bed, or can be easily removed for extra cargo space.

Lap of Luxury.

Sit back and relax. The center seats, luxuriously upholstered in rich velour, move fore-and-aft with ease and recline. (The driver's seat also features lumbar support.)

In Control.

Conveniently located controls on the second row Captain's chairs let passengers recline, move the seat forward or backward, and swivel it 360 degrees.

Resting Place.

Rest an arm or a soft drink on this center pull-down armrest that does double duty as a beverage tray.

Stow It.

Stash the little things you want close at hand in the front console. With the lid open, it's a great place to put a soft drink.

Shift Into Automatic.

Every Mitsubishi Wagon and Van has a standard 4-speed automatic overdrive transmission with lock-up torque convertor.

Inner Control.

With the remote-control tailgate, you'll never need to leave the driver's seat to open or lock the rear tailgate.

Stalking It.

Total control and complete convenience is at your fingertips. Right on the steering column you'll find stalk-mounted variable intermittent windshield wipers and optional cruise control.

Front and Rear Climate Controls.

For the ultimate in comfort, passengers in the front and back have their own separate heating/ventilation control panels.

Your Place in the Sun.

Work on your tan, or study the stars with the optional power sliding sunroof.

High, Wide and Wonderful.

Slide this easy-opening door to its full 33 inches and say "Ahh!" Don't forget the center seats slide forward and back a full 20 inches so cargo, or people, are a lot easier to load.

Go With the Flow.

Throughout the wide, spacious cabin, there's multitude of vents to keep air flowing for complete passenger comfort.

Easy In. Easy Out.

This is the Wagon that comes with a step in the rear bumper so you can enter with grace and ease.

Traveling Side Show.

Window seats have their own great panoramic view through wide, oversized windows, with three of the four rear passenger windows sliding open to let in cooling breezes.

Load It Up.

Fold down the rear bench seat, and load up to 1,576 pounds of payload.



Mitsubishi Van. For Taking Your Business To The Streets.

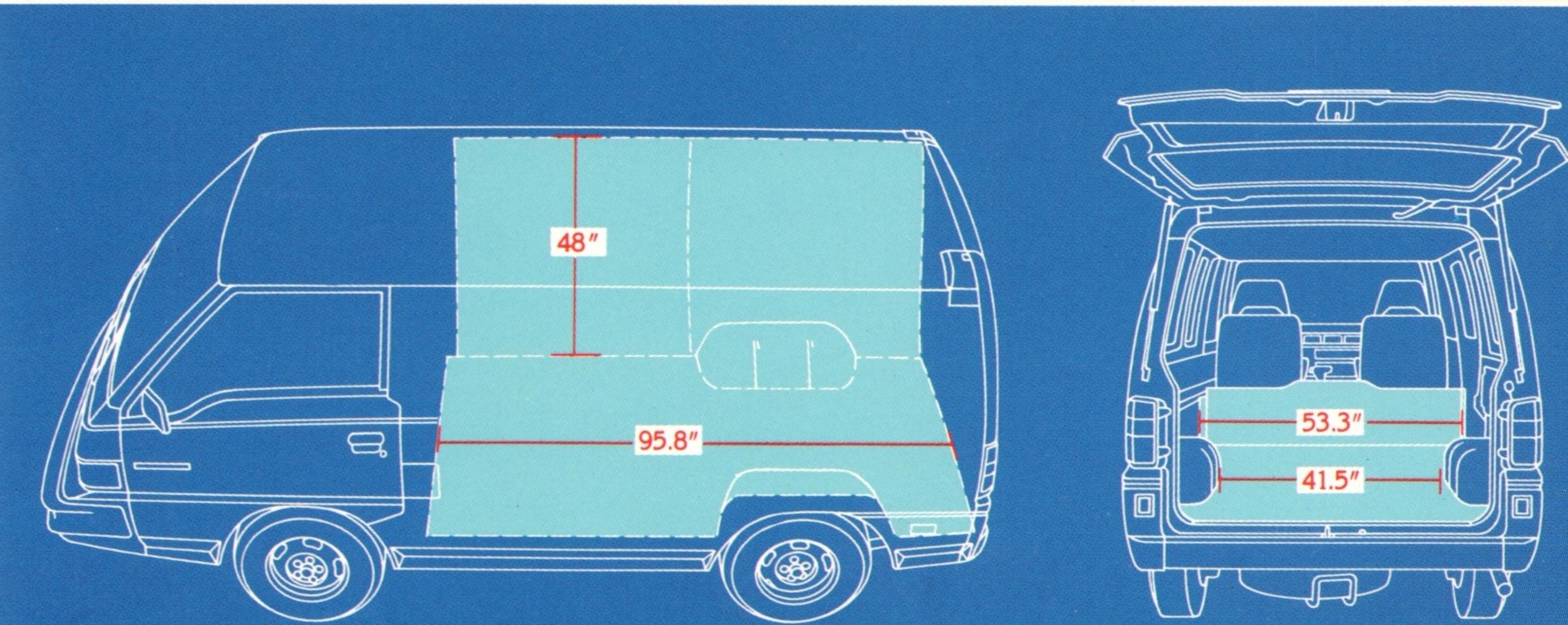
Underneath its sleek, stylish lines is a van that can really take care of your business. First, check out the space inside. It's got room to handle nearly a ton of payload—1,951 pounds to be exact. And loading up is made easier by the 23.4 inch lift height from the ground.

The tailgate swings up and completely out of the way for a spacious entrance of 42.9" high by 49.8 inches wide. The sliding side door offers roomy access too, providing a 33" opening to work with.

To get you and your cargo where you need to be, the Mitsubishi Van has a strapping 2.4-liter, electronically fuel-injected engine with patented Dual Engine Stabilizers™ that neutralize inherent engine vibration. The 4-speed automatic overdrive transmission makes city driving a lot easier, too. Add to this the convenience of easy access to the brake fluid, windshield wiper/washer, and coolant reservoirs, automatic transmission dipstick, and the battery for low maintenance performance.

The Mitsubishi Van keeps on earning its keep longer, because no corners were cut in its design and construction. The platinum-tipped spark plugs last up to 60,000 miles. Plus, there's a maintenance-free battery, electronic ignition for quick starts on even the coldest morning, long-life, stainless steel exhaust system, and optional power-assist steering for effortless driving.

Knowing all this, it only makes sense to put your business in the back of a Mitsubishi Van.



Mixing Business with Pleasure Pays Off.

Driving to work shouldn't be work. And it isn't in the comfortable surroundings of the Mitsubishi Van.

In fact, if you didn't know it was a van, you'd think you were in an easy chair at home. That's how much comfort you'll find inside. It starts under your feet with thick, cut-pile carpeting perfectly coordinated to



match the upholstery of the plush, velour reclining bucket seats.

It extends to the convenience and luxury of the padded, adjustable steering wheel, rear overhead dome light, and a center console that's a handy place to stash small items you want near at hand.




For controlling the environment, there's

a dual, bi-level heating/ventilation system that not only keeps you warm, but has a four-speed fan that quickly defogs and defrosts the windows.

If you want to discover how to keep your business rolling along for fun and profit, put a Mitsubishi Van in your work force.



V A N F E A T U R E S




Power to Brake.

Power-assisted, vented front disc brakes come matched with self adjusting rear drums that help make stopping sure and safe.

Guiding Lights.

The Van's vital functions are constantly monitored by a bank of warning lights. You'll be alerted if your door is open, the battery needs recharging, brake fluid is low, seat belts aren't fastened, parking brake is "on," highbeams are "on" or if your coolant level, oil level or fuel level is running low.



Are You Ready to Convert?

If you're willing, we're ready with the optional Converter Convenience Package. It includes added features like power windows, cruise control, air conditioning ducts, rear heater/ventilation controls, vinyl seats, color-keyed front and rear bumpers, variable intermittent wipers, quartz clock, day/night rearview mirror and side storage bins. Turn loose your imagination, and build the van of your dreams like the one shown above which includes a high-powered stereo, cellular phone, Captain's chair and rear bench seating, beverage table and deluxe carpeting.

Have a Great Grip.


There are overhead assist grips up front to make entering easy.

Two to the Rear.

The view to the rear is doubled with standard dual side view mirrors.

Open Sesame.

It's a snap to pop open the fuel-filler door with the convenient remote release.



Keep it Clean.

Front mudguards help keep mud, dirt and rocks on the road and off the Van.

Use Our Pull.

The rear hatch pull down handle comes in handy when you've got your hands full.

Whistle While You Work.

The available electronically tuned AM/FM stereo/cassette makes the miles go faster and your work load lots lighter.

When Appearances Count.

Pull down the handy visor mirror whenever you want to keep up appearances. Available in the optional Converter Convenience Package.

Improve Your View.

Come rain, sleet or snow, you'll have a clearer view of the backside with the standard rear window wiper/washer and defroster.

Hold All.

Up front and center, there's a console with the space to store all those little things you can't do without, but don't know where to put.

Diamond CareSM...

Our Commitment to Quality.

Diamond CareSM Mitsubishi's comprehensive new vehicle delivery service program, ensures that your new Mitsubishi vehicle is thoroughly prepared, inspected and its features explained before you drive off. We even make sure that the gas tank is full before you leave. And Diamond Care does not end when you leave the dealership. After your first 1,000 miles, you are invited to return to have any problem caused by normal vehicle use taken care of absolutely free.

S P E C I F I C A T I O N S

Features & Options

	Wagon/Van	
MECHANICAL		
2.4-liter, 4-cylinder engine	S	S
ECI™ electronic multi-point fuel injection	S	S
Dual Engine Stabilizers™	S	S
Electronic ignition system	S	S
Automatic valve lash adjusters	S	S
Automatic spark advance	S	S
Stainless steel exhaust system	S	S
4-speed automatic transmission w/overdrive lockout control	S	S
Variable boost power-assisted rack and pinion steering	O ⁴	O
Power-assisted vented front disc brakes	S	S
Maintenance-free battery	S	S
Diamond Care SM	S	S
12-month/12,000-mile New Car Limited Warranty*	S	S
36-month/50,000-mile Powertrain Limited Warranty*	S	S
36-month/36,000-mile Electronics Limited Warranty*	S	S
5-year Anti-Corrosion Perforation Limited Warranty*	S	S
INSTRUMENTATION & CONTROLS		
Tachometer, Coolant temperature gauge and Resettable tripmeter	S	S
Warning lights: Low fuel, Low coolant level, Low brake fluid, Parking brake "ON," Door ajar, Charge, Seatbelts, Low engine oil level	S	S
Digital quartz clock	O ⁴	O ⁵
Electronically tuned AM/FM stereo radio w/cassette, 4 speakers + sub-woofer system	O ⁴	-
Electronically tuned AM/FM stereo radio w/ cassette + 2 speakers	-	O
Full-feature cruise control	O ⁴	O ⁵
PACKAGES		
LS Package—Wraparound body side molding, Bronze tint glass, Power windows, Digital clock, Electronically-tuned AM/FM stereo cassette, 4-spks & amplified subwoofer, Cruise control, Power assist steering	O	-
Converter/Convenience Package—interior features include: vinyl seat, rear heater with ducting & garnish, variable intermittent wipers, day/night rearview mirror, power windows, digital clock, full-feature cruise control, dual A/C ducting, rear side storage areas, Color keyed bumpers	-	O
SEATING & TRIM		
Luxury type reclining front bucket seats	S	S
Driver's side adjustable lumbar support	S	S
Front seatback pocket, driver's side	S	S
Second row Captain's chairs that slide, recline, swivel w/adjustable headrests and armrests	S	-
Reclining/folding rear bench seat w/headrests and quick release feature	S	-
Rich velour seat material	S	S ¹
Full cut pile carpeting, passenger & cargo area	S	-
Cut pile carpeting, passenger area only	-	S
Cloth insert door panels w/carpeted lower section	S	-
Large front door armrests	S	-
Full headliner	S	-

	Wagon/Van	
SEATING & TRIM cont'd		
Front assist grips	S	S
Rear assist grips, four	S	-
COMFORT & CONVENIENCE		
Dual air conditioning	O	O ³
Front air conditioning only	-	O
Dual bi-level heating/vent system w/4-speed fan	S	S
Rear heater outlets/controls	S	O ³
Electric rear window defroster	S	S
Power door locks	S	S
Power windows	O ⁴	O ⁵
2-speed/variable intermittent windshield wipers	S	O ⁵
Remote fuel-filler opener	S	S ⁵
Remote rear hatch release	S	S
Large center console w/lid	S	-
Large center console without lid	-	S
Rear side storage boxes	S	O ⁵
Height adjustable steering column	S	S
Child protection side door lock	S	S
Side step light and Rear dome spot light	S	-
Rear dome light	S	S
Visor vanity mirrors, two	S	O ⁵
VISIBILITY		
Tinted glass	S	S
Sliding side windows	S	-
Rear window wiper/washer	S	S
Halogen headlamps	S	-
Patch type dual mirrors, Passenger-side convex mirror	S	S
Power sliding sunroof w/sunshade	O	-
EXTERIOR		
Bumpers, color-keyed	S	O ⁵
Rear step type bumper	S	-
Rear bumper	-	S
Bodyside moldings	O ⁴	O
Rear liftgate w/pulldown handle	S	S
Mudguards, front	S	S
Mudguards, rear	S	-
Swivel type antenna	O	O
WHEELS & TIRES		
Full wheel covers	S	-
Styled steel wheels	S	S
14" aluminum alloy wheels	O ⁶	-
P205/75R14 steel belted radial tires	S	S
EXTERIOR COLORS/INTERIOR TRIM		
Windsor White/Brown	S	S
Bright Silver/Gray	S ²	-
Dakota Sand/Brown	S ²	S ³
Arctic Blue/Gray	S	-
Florence Beige/Brown	-	S
Bright Silver, Kaiser Silver/Gray	S	-

Technical Specifications

ENGINE	Wagon/Van
Model No. and Type	G64B, SOHC, 4-cylinder, inline
Bore & Stroke (in./mm.)	3.41 x 3.94/86.5 x 100.0
Displacement (cu. in./c.c. in.)	143.4/2350
Compression Ratio	8.5:1
Horsepower @ rpm (BHP)	107 @ 5000
Torque @ rpm (lb-ft)	132 @ 3500
Induction Type	Electronically controlled multi-point fuel injection
TRANSMISSION RATIOS (:1)	
4-Speed Automatic Overdrive	1st/2.826, 2nd/1.493, 3rd/1.000, 4th/0.688, Rev/2.703
Final Drive Ratio	4.222
SUSPENSION	
Front Type	Independent double A-arm with torsion bars, telescopic shock absorbers and 1.06-in. stabilizer bar
Rear Type	Live axle with semi-elliptic leaf springs and bias-mounted telescopic shock absorbers
DIMENSIONS	
Chassis/Body Construction	All steel unibody
Wheelbase (in./mm.)	88.0/2235
Overall Length (in./mm.)	175.2/4450—Wagon 171.7/4360—Van
Overall Width (in./mm.)	66.5/1690 (66.7/1695—LS Package)
Overall Height (in./mm.)	71.3/1810
Tread Width (in./mm.)—Front	56.9/1445
—Rear	54.3/1380
Head Room (in./mm.)—Front	38.6/980
—Middle	39.0/990 (Wagon models only)
—Rear	34.7/880 (Wagon models only)
Shoulder Room (in./mm.)—Front	57.3/1455
—Middle	60.6/1540 (Wagon models only)
—Rear	60.2/1530 (Wagon models only)
Hip Room (in./mm.)—Front	57.3/1455
—Middle	60.6/1540 (Wagon models only)
—Rear	60.2/1530 (Wagon models only)
Leg Room (in./mm.)—Front	40.0/1015 (maximum)
—Middle	41.1/1045 (Wagon models only)
—Rear	31.7/805 (Wagon models only)
Cargo Volume (cubic feet)—	161.6 (EPA Index)
Cargo Opening Width (in./mm.)—Between Wheelhouse	41.5/1055
—At Floor, At Belt	48.8/1240, 53.3/1355
Cargo Length (in./mm.) (front seatback to rear door)	95.9/2435
Cargo Height (in./mm.) (floor to ceiling)	48.0/1220

DIMENSIONS cont'd	Wagon/Van		
Rear Door (in./mm.) (height and width/maximum)	53.3 x 42.9/1355 x 1090		
Lift Height (in./mm.) (ground to load floor)	23.4/595		
WEIGHTS			
Curb Weight (lbs.)	3285—Wagon/2910—Van		
Payload, maximum (lbs.)	1576—Wagon/1951—Van		
Towing Capacity (lbs.)	2500—Van (with trailer brakes)		
STEERING			
Type	Rack and pinion (Variable boost power steering standard on LS Package, optional on all others)		
Overall Steering Ratio	23.3:1—manual/17.7:1—power		
Turning Circle, Curb to Curb	29.5 ft./9.0m.		
BRAKES			
Front/Rear	Vented disc/Self-adjusting drum		
Diameter Front/Rear (in.)	10.1/10.0		
Total Brake Swept Area (sq. in.)	323		
ELECTRICAL SYSTEM			
Battery	12-volt, maintenance-free		
Alternator Rating (amps)	75		
FUEL SYSTEM			
Type Fuel Required	Unleaded (RON 91)		
Fuel Pump Type	Electronic		
Fuel Tank Capacity (U.S. gal.)	14.2		
WHEELS & TIRES			
Wheel Size and Type	14 x 5.5JJ, stamped steel (alloy optional)		
Tire Size and Type	P205/75R14 steel belted radials		
Spare Tire Size and Type	Same size		
FUEL ECONOMY			
Model	Engine/Transmission	Federal Est. City	Federal Est. Highway
Van	2.4/4A	19**	22**
Wagon	2.4/4A	18**	21**

S = Standard O = Optional
 * = For complete details, ask your salesperson for a copy of the limited warranty.
 **These figures are estimates only, provided by the U.S. Environmental Protection Agency (EPA).
 Technical data, features, options and other equipment shown in this catalog are based on the latest available information at the time of printing and are subject to change without notice. Some vehicles are shown with optional equipment. For further information on the additional options and accessories, contact your Mitsubishi Motors Dealer. Availability at dealers of vehicles with specific features may vary. Headlights, parking lights and fog lights on vehicles lighted for illustration purposes only. Call 1-800-447-4700 for your nearest Mitsubishi Motors Dealer.
 Part #MMSA-ADV-5034. Litho in U.S.A. ©1987 Mitsubishi Motor Sales of America, Inc.
¹ = Vinyl upholstery comes with the Converter/Convenience Package.
² = Not available with LS Package.
³ = Available only in conjunction with the Converter/Convenience Package.
⁴ = Standard on LS Package.
⁵ = Standard on Converter/Convenience Package.



Mitsubishi. Suddenly, the obvious choice.

